



MTR Corporation Limited

**Shatin to Central Link –
Tai Wai to Hung Hom Section and
Mong Kok East to Hung Hom Section**

Monthly EM&A Report No. 43

[Period from 1 to 31 March 2016]

(April 2016)

Verified by:  Fredrick Leong 

Position: Independent Environmental Checker

Date: 14. Apr. 2016

MTR Corporation Limited

**Shatin to Central Link –
Tai Wai to Hung Hom Section and
Mong Kok East to Hung Hom Section**

Monthly EM&A Report No. 43

[Period from 1 to 31 March 2016]

(April 2016)

Certified by: Richard Kwan 

Position: Environmental Team Leader

Date: 14 April 2016



MTR Corporation Limited

Consultancy Agreements
No. C11033 & C11033B

**Shatin to Central Link - Tai Wai to Hung
Hom Section and Mong Kok East
to Hung Hom Section**

Monthly EM&A Report No. 43

[Period from 1 to 31 March 2016]

	Name	Signature
Prepared & Checked:	Joanne Tsoi	
Reviewed & Approved:	Josh Lam	

Version: A Date: 14 April 2016

This Monthly EM&A Report is prepared for MTR Corporation Limited and is given for its sole benefit in relation to and pursuant to Consultancy Agreement No. C11033 & C11033B and may not be disclosed to, quoted to or relied upon by any person other than MTR Corporation Limited without our prior written consent. No person (other than MTR Corporation Limited) into whose possession a copy of this report comes may rely on this plan without our express written consent and MTR Corporation Limited may not rely on it for any purpose other than as described above.

AECOM Asia Co. Ltd.
8/F, Grand Central Plaza, Tower 2, 138 Shatin Rural Committee Road, Shatin, NT, Hong Kong
Tel: (852) 3922 9000 Fax: (852) 3922 9797 www.aecom.com

Table of Contents

	Page
1 INTRODUCTION.....	1
1.1 Background.....	1
1.2 Project Programme	1
1.3 Purpose of the Report	2
2 ENVIRONMENTAL MONITORING AND AUDIT.....	2
3 IMPLEMENTATION STATUS ON THE ENVIRONMENTAL PROTECTION REQUIREMENTS12	

List of Tables

Table 1.1	Summary of Awarded Works Contracts
Table 2.1	Summary of Major Construction Activities in the Reporting Period
Table 2.2	Summary of 24-Hour TSP Monitoring Results in the Reporting Period
Table 2.3	Summary of Construction Noise Monitoring Results in the Reporting Period
Table 2.4	Summary of Continuous Noise Monitoring Results in the Reporting Period
Table 2.5	Log for Environmental Complaints, Notification of Summons and Successful Prosecutions for the Reporting Month
Table 3.1	Summary of Status of Required Submissions for EP-438/2012/J
Table 3.2	Summary of Status of Required Submissions for EP-437/2012

List of Appendices

Appendix A	43 rd Monthly EM&A Report for Works Contract 1108A – Kai Tak Barging Point Facilities
Appendix B	43 rd Monthly EM&A Report for Works Contract 1109 – Stations and Tunnels of Kowloon City Section
Appendix C	39 th Monthly EM&A Report for Works Contract 1111 – Hung Hom North Approach Tunnels
Appendix D	38 th Monthly EM&A Report for Works Contract 1103 – Hin Keng to Diamond Hill Tunnels
Appendix E	37 th Monthly EM&A Report for Works Contract 1106 – Diamond Hill Station
Appendix F	35 th Monthly EM&A Report for Works Contract 1107 – Diamond Hill to Kai Tak Tunnels
Appendix G	34 th Monthly EM&A Report for Works Contract 1112 – Hung Hom Station and Stabling Sidings
Appendix H	34 th Monthly EM&A Report for Works Contract 1108 – Kai Tak Station and Associated Tunnels
Appendix I	30 th Monthly EM&A Report for Works Contract 1102 – Hin Keng Station and Approach Structures
Appendix J	Final EM&A Review Report for Works Contract 1101 – Ma On Shan Line Modification Works

1 INTRODUCTION

1.1 Background

- 1.1.1 The Shatin to Central Link (SCL) is a 17km extension of the existing Ma On Shan Line (MOL) and East Rail Line (EAL) comprising (i) The East-West Corridor which extends the MOL from Tai Wai to Hung Hom via East Kowloon to connect with the West Rail Line (WRL) at Hung Hom Station (HUH) and Stabling Sidings at Hung Hom Freight Yard (HHS); and (ii) The North-South Corridor which is an extension of the East Rail Line (EAL) at Hung Hom across the harbour to Admiralty Station (ADM).
- 1.1.2 Shatin to Central Link – Tai Wai to Hung Hom Section [SCL (TAW-HUH)] and Shatin to Central Link – Mong Kok East to Hung Hom Section [SCL (MKK-HUH)] (hereafter referred to as “the Project”) are parts of the SCL. Shatin to Central Link – Stabling Sidings at Hung Hom Freight Yard [SCL (HHS)] is a proposed stabling sidings option for SCL (TAW – HUH) at the former freight yard in Hung Hom.
- 1.1.3 The Environmental Impact Assessment (EIA) Reports for SCL (TAW-HUH) (Register No.: AEIAR-167/2012), SCL (MKK-HUH) (Register No.: AEIAR-165/2012) and SCL (HHS) (Register No.: AEIAR-164/2012) were approved on 17 February 2012 under the Environmental Impact Assessment Ordinance (EIAO). Following the approval of the EIA Reports, two Environmental Permits (EPs) were granted on 22 March 2012, one covers SCL (TAW-HUH) and SCL (HHS) (EP No: EP-438/2012) and the other covers SCL (MKK-HUH) and SCL (HHS) (EP No.: EP-437/2012), for their construction and operation. Variations of environmental permit (VEP) was subsequently applied for EP-438/2012 and the latest Environmental Permit (EP No: EP-438/2012/J) was issued by Director of Environmental Protection (DEP) on 29 February 2016.

1.2 Project Programme

- 1.2.1 Ten civil construction works contracts of the Project have been awarded since July 2012. The construction of the Project commenced in September 2012 and is expected to complete in 2019 tentatively. **Table 1.1** summarises the information of the awarded Works Contracts.

Table 1.1 Summary of Awarded Works Contracts

Works Contract	Description	Construction Start Date	Contractor	Environmental Team
1101 ⁽¹⁾	Ma On Shan Line Modification Works	December 2012	Sun Fook Kong Joint Venture (SFKJV)	ANewR Consulting Ltd. (ANewR)
1102	Hin Keng Station and Approach Structures	October 2013	Penta-Ocean Construction Co. Ltd.	Cinotech Consultants Ltd. (Cinotech)
1103	Hin Keng to Diamond Hill Tunnels	February 2013	Vinci Construction Grands Projets	Ove Arup & Partners Hong Kong Ltd. (Arup)
1106	Diamond Hill Station	March 2013	Leader Joint Venture	Cinotech Consultants Ltd. (Cinotech)
1107	Diamond Hill to Kai Tak Tunnels	May 2013	Chun Wo - SELI Joint Venture	Cinotech Consultants Ltd. (Cinotech)

Works Contract	Description	Construction Start Date	Contractor	Environmental Team
1108	Kai Tak Station and Associated Tunnels	June 2013	Kaden -Chun Wo Joint Venture	Environmental Pioneers & Solutions Ltd.
1108A	Kai Tak Barging Point Facilities	September 2012	Concentric – Hong Kong River Joint Venture (CCL-HKR JV)	Cinotech Consultants Ltd. (Cinotech)
1109	Stations and Tunnels of Kowloon City Section	September 2012	Samsung-Hsin Chong JV (SSHCJV)	ERM-Hong Kong Limited (ERM)
1111	Hung Hom North Approach Tunnels	January 2013	Gammon-Kaden SCL1111 JV	AECOM Asia Co. Ltd.
1112	Hung Hom Station and Stabling Sidings	June 2013	Leighton Contractors (Asia) Limited	SMEC Asia Ltd., HK

Notes:

- (1) All construction works (works areas at Tai Wai Mei Tin Road and the offsite temporary storage areas) under Works Contract 1101 were completed on 29 February 2016.

1.3 Purpose of the Report

- 1.3.1 The Environmental Monitoring and Audit (EM&A) programme for the Project commenced in September 2012. This is the forty-third EM&A Report for the Project which summarises the EM&A works undertaken by the respective Contractor's ETs during the period from 1 to 31 March 2016.

2 ENVIRONMENTAL MONITORING AND AUDIT

- 2.1.1 The construction of SCL has been divided into different civil construction works contracts which are covered by EP No. EP-437/2012 and/or EP-438/2012/J. As per the EP Conditions, EM&A Reports for the works contracts as shown in the table below have been prepared by the respective Contractor's ETs.

Works Contract	Contract Title	Works Covered in Environmental Permit No.
1101	Ma On Shan Modification Works	EP-438/2012/J
1102	Hin Keng Station and Approach Structures	EP-438/2012/J
1103	Hin Keng to Diamond Hill Tunnels	EP-438/2012/J
1106	Diamond Hill Station	EP-438/2012/J
1107	Diamond Hill to Kai Tak Tunnels	EP-438/2012/J
1108	Kai Tak Station and Associated Tunnels	EP-438/2012/J
1108A	Kai Tak Barging Point Facilities	EP-438/2012/J
1109	Stations and Tunnels of Kowloon City Section	EP-438/2012/J
1111	Hung Hom North Approach Tunnels	EP-437/2012 & EP-438/2012/J
1112	Hung Hom Station and Stabling Sidings	EP-437/2012 & EP-438/2012/J

2.1.2 The EM&A Reports for Works Contracts 1108A, 1109, 1111, 1103, 1106, 1107, 1112, 1108 and 1102 prepared by the respective Contractor's ETs are provided in **Appendices A to I**, respectively. The EM&A Reports provide details of the project information, EM&A requirements, impact monitoring and audit results for the corresponding Contracts. All construction works (works areas at Tai Wai Mei Tin Road and the offsite temporary storage areas) under Works Contract 1101 were completed on 29 February 2016. The final EM&A Review Report for Works Contract 1101 summarising the waste management details, site inspections findings, environmental complaint records and investigations, and any notification of summons, prosecutions and corrective actions throughout the construction period of Works Contract 1101 is provided in **Appendix J**.

2.1.3 A summary of the major construction activities undertaken by the respective Contractors of various Works Contracts during the reporting period are presented in **Table 2.1**.

Table 2.1 Summary of Major Construction Activities in the Reporting Period

Works Contract	Site	Construction Activities
1102	Hin Keng Station and Approach Structures	<ul style="list-style-type: none"> • Slope improvement works • Superstructure works at at-grade box • Superstructure works at viaduct • ABWF works at Hin Keng Station • Modification of retaining wall
1103	Diamond Hill Area	• Tunnel Boring Machine (TBM) tunnelling
	Hin Keng Area	• Tunnel lining and partition walls, dividing slabs, drains and walkways
	Fung Tak Area	• Tunnels connection, RC concrete and ELS work and sheet piling for retaining wall
	Ma Chai Hang Area	• Central core, ventilation tunnel and C&S works
	Tseung Kwan O Area 137	• Operation of magazine site (decommissioning)
	Shui Chuen O	• Storage area
1106	Diamond Hill Station Area	<ul style="list-style-type: none"> • Construction of columns, beams, walls, concourse beam/ slab and scaffold erection to ground level at SCL-DIH station area • ABWF works at SCL-DIH station area • Concreting works • Foundation works and temporary road diversion for TTMS implementation • Temporary drainage construction, underground utilities protection at Lung Cheung Road • Landscaping and tiling works, and planter reinstatement works at Entrance A1
1107	Tunnel section next to Kai Tak Station	<ul style="list-style-type: none"> • Tunnel construction at cut and cover tunnels • Reinstatement and Backfilling works of box culvert
1108	Kai Tak Station	<ul style="list-style-type: none"> • Open cut tunnel: Area 1 backfilling, roof steel fixing, roof dismantling formwork, roof concrete casting, extraction of sheet piles • Cut and cover tunnel: Launching and receiving shaft backfilling, shoring dismantling, uptrack walkway construction, uptrack and downtrack general cleaning and defect rectification,

Works Contract	Site	Construction Activities
		<p>excavation of existing haul road, base slab construction, wall and roof construction</p> <ul style="list-style-type: none"> • Station: Slab rebar fixing and formwork erection, parapet wall and upstand concreting, sewer pipe laying, backfilling • Mined tunnel: Transition waterproof works
1108A	Kai Tak Barging Point Facilities	<ul style="list-style-type: none"> • Daily operation and maintenance of the Barging Point Facilities to receive excavated spoil delivered by trucks from Designated and Interfacing Contracts • Temporary stockpiling of received spoil in the Barging Point Facilities • Marine transportation of received spoil to receptor sites for beneficial reuse • Removal of existing facilities and reinstatement works of Works Area 1108A. W3
1109	Ma Tau Wai (MTW) Works Area	<ul style="list-style-type: none"> • Along Ma Tau Wai Road and TKW/MTW Road Garden – EEP construction, trial pits for location of utilities, and station excavation and construction
	To Kwa Wan (TKW) Works Area	<ul style="list-style-type: none"> • Olympic Garden – Construction of station entrance • TKW Station – Pump installation, construction of TKW station, and tunnelling works • Tam Kung Road – Shaft construction • Nam Kok Road – Installation of pipe pile
1111	Mong Kok Freight Terminal ⁽¹⁾	<ul style="list-style-type: none"> • All construction activities were completed in May 2015.
	Hung Hom Area	<ul style="list-style-type: none"> • Defect work, erection of additional cat ladder and access platform • Erection of truss and noise enclosure, manhole construction, CLP pipe jacking • Excavation works of FS cabinet, concreting works, form work erection, drainage installation • ELS & decking removal work, reinforcement fixing, backfill • Tunnel structure, excavation, subway underpinnings, ELS, ELS dismantling, • Slope works, tie back installation, scaffolding platform erection, dismantling of scaffolding, construction of noise enclosure & steel truss, pre-split, OHL modification, lifting works, deck excavation, temporary working platform
1112	Hong Hom (HUH and HHS) Works Area	<ul style="list-style-type: none"> • Piling for foundation and noise enclosure at HUH and NAT • Slab construction at HUH, NAT • Initial excavation at HUH, HHS and SAT • Underpinning at HUH • Utilities diversion at SAT • Modification works at Concourse level

Works Contract	Site	Construction Activities
		<ul style="list-style-type: none"> • Drainage diversion at NAT • Operation of MBME at HUH • Reconstruction of 1875 drainage at HHS • Noise barrier installation at NAT

Note:

(1) Construction works were completed.

- 2.1.4 Impact monitoring for air quality and construction noise were conducted in accordance with the EM&A Manual in the reporting period. Under Works Contract 1109, continuous noise monitoring was conducted according to the Continuous Noise Monitoring Plan (CNMP) in the reporting period. The air quality, construction noise and continuous noise monitoring results for this reporting month are summarised in **Tables 2.2 to 2.4**. Details of the monitoring requirements, locations, equipment, methodology and QA/QC procedures are presented in the EM&A Reports as provided in **Appendices A to I**.
- 2.1.5 Water quality monitoring was not carried out during this reporting period since no dredging activity was conducted in the reporting month.
- 2.1.6 Under Works Contracts 1103 and 1106, one event of complaint was received from EPD on 4 Mar 2016 concerning soil/muddy water discharge. Under Works Contract 1108, one event of complaint was received from EPD on 3 Mar 2016 regarding mud disposed from the vehicle leaving the construction site. Under Works Contract 1109, one event of complaint was received on 23 Mar 2016 regarding construction noise issue. Under Works Contract 1112, one event of complaint was received on 24 Mar 2016 regarding construction noise issue during restricted hours. Investigations were conducted and reported in the respective EM&A Reports. The Action Level of construction noise monitoring for Works Contracts 1109 and 1112 was exceeded as complaints concerning noise issues were received. Exceedances of the Action and Limit Levels of the continuous noise monitoring were recorded at MTW-16-1 under Works Contract 1109 on 1, 3 to 5, 10, 14, 15 and 19 Mar 2016, and the investigations had been completed. No notification of summons or successful prosecutions were received in the reporting period. Log for environmental complaints, notification of summons and successful prosecutions are provided in **Table 2.5**.
- 2.1.7 Regular site inspections were conducted by the respective Contractor's ETs on a weekly basis to check the implementation of environmental pollution control and mitigation measures for the Project. No non-conformance was identified in the reporting period.

Table 2.2 Summary of 24-Hour TSP Monitoring Results in the Reporting Period

Monitoring Station ID	Location	TSP Concentration ($\mu\text{g}/\text{m}^3$)	Action Level ($\mu\text{g}/\text{m}^3$)	Limit Level ($\mu\text{g}/\text{m}^3$)	Exceedance due to the Project Construction (Yes/No)
Works Contract 1102 and 1103					
DMS-1	C.U.H.K.A.A. Thomas Cheung School	21.1 – 78.4	148.7	260	No
Works Contract 1103					
DMS-2	Price Memorial Catholic Primary School	29.6 – 68.4	167.4	260	No
Works Contracts 1103 and 1106					
DMS-3	Hong Kong S.K.H Nursing Home ⁽¹⁾	31.4 – 77.6	159.1	260	No
Works Contract 1106 and 1107					
DMS-4	Block 1, Rhythm Garden	32.4 – 123.0	160.4	260	No
Works Contract 1108 ⁽⁵⁾					
Works Contract 1108A ⁽⁵⁾					
Works Contract 1109					
DMS-6	Katherine Building ⁽²⁾	60 – 81	156.8	260	No
DMS-7	Parc 22 ⁽³⁾	62 – 87	166.7	260	No
DMS-8	SKH Good Shepherd Primary School	63 – 86	152.2	260	No
DMS-9	No. 12 Pau Chung Street ⁽⁴⁾⁽⁹⁾	61 – 85	160.9	260	No
DMS-10	Chat Ma Mansion	50 – 77	170.4	260	No
Works Contract 1111					
AM1 ⁽⁶⁾	No. 234 – 238 Chatham Road North ⁽⁷⁾	23.2 – 125.3	183.9	260	No
Works Contract 1112					
AM2	Site Boundary of Finger Pier Adjacent To Harbourfront Horizon ⁽⁸⁾	17.2 – 113.6	182	260	No

Notes:

- (1) Alternative monitoring location to Shek On House
- (2) Alternative monitoring location to Prosperity House
- (3) Alternative monitoring location to Skytower Tower 2
- (4) Alternative monitoring location to Lucky Building
- (5) No TSP monitoring is required under this contract
- (6) AM1 named as HUH-1-3 in SCL(TAW-HUH) and SCL(HHS) EIA Reports.
- (7) Alternative monitoring location to Wing Fung Building
- (8) Alternative monitoring location to Harbourfront Horizon
- (9) 24-hour averaged dust monitoring at DMS-9 No. 26 Kowloon City Road (alternative location of Lucky Building) has been suspended since March 2014 due to denied access by the occupant of the premise. However, No. 12 Pau Chung Street, as an alternative monitoring location, was formally approved by EPD on 19 May 2014. Impact dust monitoring was resumed on 12 June 2014.

Table 2.3 Summary of Construction Noise Monitoring Results in the Reporting Period

Monitoring Station ID	Location	Noise Level ($L_{Aeq,30mins}$, dB(A))			Limit Level (dB(A))	Exceedance due to the Project Construction (Yes/No)
		Measured	Baseline	Corrected ⁽⁷⁾		
Works Contract 1102 and 1103						
NMS-CA-1	C.U.H.K.A.A. Thomas Cheung School	55.2 – 56.9	57.0	< Baseline	70 (65 during examination period)	No
Works Contract 1103						
NMS-CA-2	Price Memorial Catholic Primary School	58.5 – 61.6	66.0	< Baseline	70 (65 during examination period)	No
Works Contracts 1103 and 1106						
NMS-CA-3	Hong Kong S.K.H Nursing Home ⁽¹⁾	66.7 – 68.2	73.0	< Baseline	70	No
Works Contract 1106 and 1107						
NMS-CA-4	Block 1, Rhythm Garden (north-eastern façade)	69.5 – 73.5	71.0	< Baseline – 69.9	75	No
NMS-CA-5	Block 1, Rhythm Garden (northern façade) ⁽²⁾	70.9 – 73.1	74.0	< Baseline	70 (65 during examination period)	No
Works Contract 1108 ⁽⁶⁾						
Works Contract 1108A ⁽⁶⁾						
Works Contract 1109						
NMS-CA-6	No. 16-23 Nam Kok Road ⁽³⁾	63.1 – 63.9	76.1	< Baseline	75	No
NMS-CA-7	Skytower Tower 2	61.9 – 65.9	70.0	< Baseline	75	No
NMS-CA-8	SKH Good Shepherd Primary School	73.4 – 75.0	75.4	< Baseline	70 (65 during examination period) (79 during the period of conducting the continuous noise monitoring) ⁽⁸⁾	No
NMS-CA-9	Kong Yiu Mansion ⁽⁴⁾	68.4 – 70.9	69.2	< Baseline – 66.0	75	No
NMS-CA-10	Chat Ma Mansion	75.7 – 77.4	76.6	< Baseline – 69.7	75	No
Works Contract 1111						

Monitoring Station ID	Location	Noise Level ($L_{Aeq,30mins}$, dB(A))			Limit Level (dB(A))	Exceedance due to the Project Construction (Yes/No)
		Measured	Baseline	Corrected ⁽⁷⁾		
NM1	Carmel Secondary School (South Block)	64.1 – 68.6	68.0	< Baseline – 59.7	70 (65 during examination period) (68 during the period of conducting the continuous noise monitoring) ⁽⁹⁾	No
NM2	No. 234 – 238 Chatham Road North ⁽⁵⁾	69.6 – 71.8	79.0	< Baseline	75 (77) ⁽¹⁰⁾	No

Works Contract 1112 ⁽⁶⁾

Notes:

- (1) Alternative monitoring location to Shek On House.
- (2) Alternative monitoring location to Canossa Primary School (San Po Kong).
- (3) Alternative monitoring location to Prosperity House.
- (4) Alternative monitoring location to Lucky Building.
- (5) Alternative monitoring location to Wing Fung Building.
- (6) No construction noise monitoring is required under this contract.
- (7) The measured noise levels are corrected against the corresponding baseline noise levels.
- (8) The Limit Level of 79 dB(A) was updated on 22 Aug 2013 as per the latest Construction Noise Mitigation Measures Plan (CNMMP) and Continuous Noise Monitoring Plan (CNMP) which were approved by EPD.
- (9) The Limit of 68 dB(A) was updated on 20 Jan 2014 as per the latest CNMMP and CNMP which were approved by EPD.
- (10) Daytime noise Limit Level of 77 dB(A) applies during the continuous noise monitoring period.

Table 2.4 Summary of Continuous Noise Monitoring Results in the Reporting Period

NSR ID	NSR Description	Continuous Noise Monitoring Location	Noise Level ($L_{Aeq,30mins}$, dB(A))			Action/Limit Level ⁽³⁾ dB(A)	Exceedance due to the Project Construction (Yes/No)
			Measured	Baseline	Corrected ⁽²⁾		
Works Contract 1102⁽¹⁾							
Works Contract 1103							
TAW-6-7	C.U.H.K.A.A. Thomas Cheung School	TAW-6-7 (C.U.H.K.A.A. Thomas Cheung School)	(4)	(4)	(4)	66 ⁽⁷⁾	(4)
Works Contract 1103 & 1106							
DIH-9-1 ⁽¹⁾	Shek On Building	N/A	N/A	N/A	N/A	N/A	N/A
DIH-13-1 ⁽¹⁾	Canossa Primary School	N/A	N/A	N/A	N/A	N/A	N/A
Works Contract 1106 & 1107							
DIH-14-1 ⁽¹⁾	Rhythm Garden Block 2	N/A	N/A	N/A	N/A	N/A	N/A
DIH-14-5 ⁽¹⁾	Rhythm Garden Block 1	N/A	N/A	N/A	N/A	N/A	N/A
Works Contract 1103, 1106 & 1107							
DIH-14-4 ⁽¹⁾	Canossa Primary School (San Po Kong)	N/A	N/A	N/A	N/A	N/A	N/A
Works Contract 1108⁽¹⁾							
Works Contract 1108A⁽¹⁾							
Works Contract 1109							
TKW-1-1 ⁽¹⁾	Parc 22	N/A	N/A	N/A	N/A	N/A	N/A
TKW-2-2 ⁽¹⁾	Skytower Tower 2	N/A	N/A	N/A	N/A	N/A	N/A
TKW-3-2	Prosperity House	TKW-3-2(B) (Hing Fu Building)	(4)	(4)	(4)	80	(4)
MTW-12-3	Lucky Mansion	MTW-12-3(A) (SKH Good Shepherd Primary School)	(4)	(4)	(4)	80	(4)
MTW-12-4	352-354 Ma Tau Wai Rd (East Façade)	MTW-12-4(A) (Kong Yiu Mansion)	(4)	(4)	(4)	80	(4)
MTW-12-4-1	352-354 Ma Tau Wai Rd (North Façade)	MTW-12-4-1(A) (59 Maidstone Road)	(4)	(4)	(4)	82	(4)

NSR ID	NSR Description	Continuous Noise Monitoring Location	Noise Level ($L_{Aeq,30mins}$, dB(A))			Action/Limit Level ⁽³⁾ dB(A)	Exceedance due to the Project Construction (Yes/No)
			Measured	Baseline	Corrected ⁽²⁾		
MTW-12-10	Lucky Building (South Façade)	MTW-12-10 (Lucky Building (South Façade))	(4)	(4)	(4)	84	(4)
MTW-12-10-1	Lucky Building (East Façade)	MTW-12-10-1 (Lucky Building (East Façade))	(4)	(4)	(4)	80	(4)
MTW-12-11	Jing Ming Building	MTW-12-11(A) (SKH Good Shepherd Primary School)	(4)	(4)	(4)	81	(4)
MTW-16-1	SKH Good Shepherd Primary School	MTW-16-1 (SKH Good Shepherd Primary School)	70.6 – 91.3	75.4	< Baseline – 91.2	79	Yes
MTW-18-2 ⁽⁸⁾	No. 2 Kowloon City Road	N/A	N/A	N/A	N/A	N/A	N/A
HOM-2-1--A ⁽¹⁾	Faerie Court (East Façade)	N/A	N/A	N/A	N/A	N/A	N/A
Works Contract 1111							
OM4a	Carmel Secondary School (South Block)	NM1 (Carmel Secondary School (South Block))	(4)	(4)	(4)	68 ⁽⁷⁾	(4)
HH2 ⁽⁶⁾	Wing Fung Building	NM2 (No. 234-238 Chatham Road North ⁽⁵⁾)	(4)	(4)	(4)	77	(4)
Works Contract 1112⁽¹⁾							

Notes:

- (1) No continuous noise monitoring is required under this contract.
 - (2) Measured noise level (above the baseline noise level) was corrected against the corresponding baseline level.
 - (3) Reference to the predicted maximum noise level as contained in the corresponding CNMMP.
 - (4) According to the CNMMP and CNMP, continuous noise monitoring is not required during this reporting month.
 - (5) Alternative monitoring location to Wing Fung Building.
 - (6) HH2 named as HUH-1-3 in SCL (TAW-HUH) and SCL(HHS) EIA Reports.
 - (7) Action/Limit level will only be applicable during the examination period.
 - (8) The building at MTW-18-2 has been demolished. During the period of residual noise impact exceeding criteria predicted in the corresponding CNMMP, there will be no NSR occupied at this location. It is therefore not necessary carry out continuous noise monitoring at this location.
- N/A Not applicable

Table 2.5 Log for Environmental Complaints, Notification of Summons and Successful Prosecutions for the Reporting Month

Works Contract	Environmental Complaints	Notification of Summons	Successful Prosecutions
1102	0	0	0
1103	1	0	0
1106		0	0
1107	0	0	0
1108	1	0	0
1108A	0	0	0
1109	1	0	0
1111	0	0	0
1112	1	0	0

3 IMPLEMENTATION STATUS ON THE ENVIRONMENTAL PROTECTION REQUIREMENTS

3.1.1 The respective Contractors have implemented all mitigation measures and requirements as stated in the EIA Reports, EM&A Manuals and EP (EP-437/2012 and EP-438/2012/J). The status of required submissions under the EPs as of the reporting period are summarised in **Tables 3.1** and **3.2**.

Table 3.1 Summary of Status of Required Submissions for EP-438/2012/J

EP Condition (EP-438/2012/J)	Submission	Submission date
Condition 1.12	Notification of Commencement Date of Construction of the Project	1 Aug 2012
Condition 2.3	Notification of Information of Community Liaison Groups	13 Jul 2012 (1 st submission) 31 Aug 2012 (2 nd submission) 30 Nov 2012 (3 rd submission)
Condition 2.7	Management Organisation of Main Construction Companies	27 Jul 2012 (1 st submission) 21 Aug 2012 (2 nd submission) 19 Dec 2012 (3 rd submission) 22 Jan 2013 (4 th submission) 30 Apr 2013 (5 th submission) 21 May 2013 (6 th submission)
Condition 2.8	Construction Programme and EP Submission Schedule	27 Jul 2012
Condition 2.9	Construction Noise Mitigation Measures Plan (CNMMP)	1 Aug 2012 (1 st submission) 28 Sep 2012 (2 nd submission) 30 Nov 2012 (3 rd submission) 11 Jan 2013 (4 th submission) 8 Feb 2013 (Approved) 8 Feb 2013 (5 th submission) 26 Apr 2013 (6 th submission) 11 Jun 2013 (7 th submission) 12 July 2013 (Approved) 26 July 2013 (8 th submission) 22 Aug 2013 (Approved) 23 Aug 2013 (9 th submission) 13 Sept 2013 (Approved) 20 Jan 2014 (10 th submission) 26 Feb 2014 (Approved) 31 Mar 2015 (Contract 1106 submission only) 13 Apr 2015 (Contract 1106 submission only) 15 Apr 2015 (Approved)
Condition 2.10	Continuous Noise Monitoring Plan (CNMP)	1 Aug 2012 (1 st submission) 28 Sep 2012 (2 nd submission) 30 Nov 2012 (3 rd submission) 11 Jan 2013 (4 th submission) 8 Feb 2013 (Approved) 8 Feb 2013 (5 th submission) 26 Apr 2013 (6 th submission) 11 Jun 2013 (7 th submission) 12 July 2013 (Approved) 26 July 2013 (8 th submission) 22 Aug 2013 (Approved) 23 Aug 2013 (9 th submission) 13 Sept 2013 (Approved) 20 Jan 2014 (10 th submission)

EP Condition (EP-438/2012/J)	Submission	Submission date
		26 Feb 2014 (Approved) 7 Oct 2014 (11 th submission) 23 Oct 2014 (Approved)
Condition 2.11	Construction and Demolition Materials Management Plan (C&DMMP)	6 Jul 2012 (1 st submission) 12 Sep 2012 (2 nd submission) 10 Oct 2012 (Approved)
Condition 2.12	Sediment Management Plan	6 Jul 2012 (1 st submission) 12 Sep 2012 (2 nd submission) 5 Oct 2012 (3 rd submission) 10 Oct 2012 (Approved) 4 Mar 2013 (4 th submission) 9 May 2013 (5 th submission) 24 July 2013 (6 th submission) 26 July 2013 (Approved)
Condition 2.13	Visual, Landscape, Tree Planting & Tree Protection Plan	6 Jul 2012 (1 st submission) 30 Aug 2012 (2 nd submission) 3 Oct 2012 (3 rd submission) 13 Nov 2013 (Approved) 14 Nov 2012 (4 th submission) 8 Feb 2013 (5 th submission) 18 Mar 2013 (6 th submission) 18 June 2013 (7 th submission) 12 July 2013 (Approved)
Condition 2.14	Transplantation Proposal for Plant Species of Conservation Importance	22 Aug 2012 (1 st submission) 5 Oct 2012 (2 nd submission) 26 Nov 2012 (3 rd submission) 4 Dec 2012 (Approved)
Condition 2.15	Conservation Plan	31 Jan 2013 (1 st submission) 18 Mar 2013 (2 nd submission) 24 Apr 2013 (Approved)
Condition 2.16	Archaeological Action Plan(s) (AAP(s)) for Works Contract 1109	10 Aug 2012 (1 st submission) 3 Sep 2012 (2 nd submission) 21 Sep 2012 (Approved) 11 Oct 2013 (3 rd submission) 1 Nov 2013 (Approved)
Condition 2.16	Archaeological Action Plan(s) (AAP(s)) for Works Contract 1106	29 Jan 2013 (1 st submission) 19 Mar 2013 (2 nd submission) 8 Apr 2013 (Approved)
Condition 2.23	Supplementary Contamination Assessment Report for New Territories South Animal Centre	28 Sep 2012 25 Oct 2012 (Approved)
Condition 2.27	Operational Ground-borne Noise Mitigation Measures Plan (Batch 1)	18 Mar 2016
Condition 2.30	As-built Drawings for Operational Air-borne Noise Mitigation Measures	4 Dec 2015 (1 st submission) 28 Dec 2015 (2 nd submission) 4 Feb 2016 (Approved)
Condition 2.33	As-built Drawings for Landscape and Visual Mitigation Measures	4 Dec 2015 (1 st submission) 28 Dec 2015 (2 nd submission) 4 Feb 2016 (Approved)
Condition 2.36	Contamination Assessment Plan (CAP) for the Temporary Magazine Site at TKO Area 137	23 Mar 2016
Condition 3.3	Baseline Monitoring Report (Works Contract 1109 - Stations and Tunnels of Kowloon City Section)	27 Jul 2012

EP Condition (EP-438/2012/J)	Submission	Submission date
Condition 3.3	Baseline Monitoring Report (Works Contract 1108A – Kai Tak Barging Point Facilities)	31 Jul 2012
Condition 3.3	Baseline Monitoring Report (Works Contracts 1103, 1106 and 1111 – Hin Keng to Diamond Hill Tunnels, Diamond Hill Station, and Hung Hom North Approach Tunnels)	19 Oct 2012
Condition 3.4	Monthly EM&A Reports No. 1 - 41 Monthly EM&A Report No. 42	Reported in previous Monthly EM&A Reports 14 Mar 2016

Table 3.2 Summary of Status of Required Submissions for EP-437/2012

EP Condition (EP-437/2012)	Submission	Submission date
Condition 1.11	Notification of Commencement Date of Construction of the Project	30 Nov 2012
Condition 2.3	Notification of Information of Community Liaison Groups	30 Nov 2012
Condition 2.5	Management Organisation of Main Construction Companies	19 Dec 2012 (1 st submission) 30 Apr 2013 (2 nd submission)
Condition 2.6	Construction Programme and EP Submission Schedule	19 Dec 2012
Condition 2.7	Construction Noise Mitigation Measures Plan (CNMMP)	30 Nov 2012 (1 st submission) 8 Feb 2013 (Approved) 26 Apr 2013 (2 nd submission) 11 Jun 2013 (3 rd submission) 27 Aug 2013 (Approved) 20 Jan 2014 (4 th submission)
Condition 2.8	Continuous Noise Monitoring Plan (CNMP)	30 Nov 2012 (1 st submission) 11 Jan 2013 (2 nd submission) 8 Feb 2013 (Approved) 20 Jan 2014 (3 rd submission)
Condition 2.9	Construction and Demolition Materials Management Plan (C&DMMP)	6 Jul 2012 (1 st submission) 12 Sep 2012 (2 nd submission) 15 Oct 2012 (Approved)
Condition 2.10	Sediment Management Plan	6 Jul 2012 (1 st submission) 12 Sep 2012 (2 nd submission) 5 Oct 2012 (3 rd submission) 15 Oct 2012 (Approved)
Condition 2.11	Visual, Landscape, Tree Planting & Tree Protection Plan (VLTP)	14 Nov 2012 (1 st submission) 8 Feb 2013 (2 nd submission) 4 Feb 2015 (3 rd submission) 26 Jun 2015 (4 th submission)
Condition 3.3	Baseline Monitoring Report (Works Contracts 1103, 1106 and 1111 – Hin Keng to Diamond Hill Tunnels, Diamond Hill Station, and Hung Hom North Approach Tunnels)	19 Oct 2012
Condition 3.4	Monthly EM&A Reports No. 5 - 41 Monthly EM&A Report No. 42	Reported in previous Monthly EM&A Reports 14 Mar 2016

Appendix A

**43rd EM&A Report for Works Contract 1108A –
Kai Tak Barging Point Facilities**

MTR Corporation Limited


**Shatin to Central Link –
Tai Wai to Hung Hom Section**

Monthly EM&A Report No.43

[Period from 1 to 31 March 2016]

Works Contract 1108A – Kai Tak Barging Point
Facilities

(March 2016)

Certified by: 
_____ Dr. Priscilla Choy

Position: Environmental Team Leader

Date: 11th April 2016


Concentric – Hong Kong River Joint Venture

Shatin to Central Link – Contract 1108A Kai Tak Barging Point Facilities

Monthly Environmental Monitoring and Audit Report for March 2016

(Version 1.0)

Certified By



(Contractor's Environmental Team Leader)

REMARKS:

The information supplied and contained within this report is, to the best of our knowledge, correct at the time of printing.

CINOTECH accepts no responsibility for changes made to this report by third parties.

CINOTECH CONSULTANTS LTD

Room 1710, Technology Park,
18 On Lai Street,
Shatin, NT, Hong Kong
Tel: (852) 2151 2083 Fax: (852) 3107 1388
Email: info@cinotech.com.hk

TABLE OF CONTENTS

	Page
EXECUTIVE SUMMARY	1
Introduction	1
Summary of Site Activities undertaken during Reporting Month.....	1
Environmental Monitoring and Audit Progress.....	1
Water Quality	1
Waste Management	1
Environmental Site Inspection	1
Ecology/Landscape and Visual	1
Environmental Exceedance/Non-conformance/Complaint/Summons and Prosecution.....	1
Future Key Issues	2
1 INTRODUCTION	3
Purpose of the report	3
Structure of the report.....	3
2 PROJECT INFORMATION.....	4
Background	4
General Site Description.....	4
Construction Programme and Activities.....	4
Project Organisation	4
Status of Environmental Licences, Notification and Permits.....	6
3 ENVIRONMENTAL MONITORING REQUIREMENTS.....	8
Water Quality Monitoring	8
Cultural Heritage	10
Landscape and Visual.....	11
Ecology.....	11
4 IMPLEMENTATION STATUS ON ENVIRONMENTAL PROTECTION REQUIREMENTS	12
5 MONITORING RESULTS.....	13
Water Quality	13
Waste Management	13
Landscape and Visual.....	13
Ecology.....	13
6 ENVIRONMENTAL SITE INSPECTION	14
Site Audits	14
Implementation Status of Environmental Mitigation Measures	14
7 ENVIRONMENTAL NON-CONFORMANCE	16
Summary of Exceedances.....	16
Summary of Environmental Non-Compliance	16
Summary of Environmental Complaint.....	16
Summary of Environmental Summon and Successful Prosecution	16
8 FUTURE KEY ISSUES.....	17
Key Issues in the Coming Month	17
Site Activities for the Next Month	17
9 CONCLUSIONS AND RECOMMENDATIONS.....	18
Conclusions	18
Recommendations	18

LIST OF TABLES

Table I	Summary Table for Events Recorded in the Reporting Month
Table II	Summary Table for Key Information in the Reporting Month
Table 2.1	Key Contacts of the Project
Table 2.2	Status of Environmental Licences, Notification and Permits
Table 3.1	Water Quality Monitoring Stations
Table 3.2	Water Quality Impact Monitoring Programme
Table 3.3	Laboratory analysis for SS
Table 4.1	Status of Required Submissions under EP
Table 5.1	Quantities of Waste Generated from the Project
Table 6.1	Observations and Recommendations of Site Audit

LIST OF FIGURES

Figure 1	Site Layout Plan
Figure 2	Locations of Water Quality Monitoring Stations

LIST OF APPENDICES

Appendix A	Action and Limit Levels
Appendix B	Summary of Exceedance
Appendix C	Site Audit Summary
Appendix D	Event and Action Plans
Appendix E	Updated Environmental Mitigation Implementation Schedule
Appendix F	Waste Generation in the Reporting Month
Appendix G	Complaint Log
Appendix H	Tentative Construction Programme

EXECUTIVE SUMMARY

Introduction

1. This is the 43rd monthly Environmental Monitoring and Audit (EM&A) Report prepared by Cinotech Consultants Limited for MTR Contract no. 1108A “Shatin to Central Link - Kai Tak Barging Point Facilities”. This report documents the findings of EM&A Works conducted in March 2016.

Summary of Site Activities undertaken during Reporting Month

2. The major site activities undertaken in the reporting month included:
 - Daily operation and maintenance of the Barging Point Facilities to receive excavated spoil delivered by trucks from Designated and Interfacing Contracts.
 - Temporary stockpiling of received spoil in the Barging Point Facilities.
 - Marine transportation of received spoil to receptor sites for beneficial reuse.
 - Removal of existing facilities and reinstatement works of Works Area 1108A. W3.

Environmental Monitoring and Audit Progress

3. A summary of the monitoring activities in this reporting period is listed below:
 - Water Quality Monitoring at each monitoring station.....Nil
 - Environmental Site Inspection.....5 times

Water Quality

4. No water quality monitoring was carried out as no dredging activity was conducted during the reporting month.

Waste Management

5. Wastes generated from this Project include inert construction and demolition (C&D) materials and non-inert C&D materials. No inert C&D materials, and 10 m³ of non-inert C&D materials were generated during the reporting period. Non-inert C&D materials are made up of general refuse, steel materials and paper/cardboard packaging materials.

Environmental Site Inspection

6. A monthly joint environmental site inspection was carried out by the representatives of the Contractor, the IEC and the ET. Details of the audit findings and implementation status are presented in Section 6.

Ecology/Landscape and Visual

7. Details of the audit findings and implementation status on Ecology/Landscape and Visual are presented in Section 6.

Environmental Exceedance/Non-conformance/Complaint/Summons and Prosecution

8. Summary of the events and action taken and key information in the reporting month is tabulated in **Table I** and **Table II** respectively.

Table I Summary Table for Events Recorded in the Reporting Month

Parameter	No. of Exceedance		Action Taken
	Action Level	Limit Level	
Water Quality Monitoring	N/A	N/A	N/A

Table II Summary Table for Key Information in the Reporting Month

Event	Event Details		Action Taken	Status	Remark
	Number	Nature			
Complaint received	0	---	N/A	N/A	---
Changes to the assumptions and key construction / operation activities recorded	0	---	N/A	N/A	---
Notifications of any summons & prosecutions	0	---	N/A	N/A	---

Future Key Issues

9. Major site activities for the coming reporting month will include:
- Daily operation and maintenance of the Barging Point Facilities to receive excavated spoil delivered by trucks from Designated and Interfacing Contracts.
 - Temporary stockpiling of received spoil in the Barging Point Facilities.
 - Marine transportation of received spoil to receptor sites for beneficial reuse.

1 INTRODUCTION

- 1.1 Cinotech Consultants Limited (Cinotech) was appointed by Concentric – Hong Kong River JV as the Environmental Team (ET) to undertake the Environmental Monitoring and Audit (EM&A) programme during construction phase of the MTR Shatin to Central Link Works Contract 1108A – Kai Tak Barging Point Facilities (hereafter referred to the Project).

Purpose of the report

- 1.2 This is the 43rd EM&A report which summarises the impact monitoring results and audit findings for the EM&A programme during the reporting period from 1 March to 31 March 2016.

Structure of the report

- 1.3 The structure of the report is as follows:

Section 1: **Introduction** - details the scope and structure of the report.

Section 2: **Project Information** - summarises background and scope of the project, site description, project organization and contact details, construction programme, the construction works undertaken and the status of Environmental Permits/Licenses during the reporting period.

Section 3: **Environmental Monitoring Requirement** - summarises the monitoring parameters, monitoring programmes, monitoring methodologies, monitoring frequency, monitoring locations, Action and Limit Levels, Event / Action Plans, environmental mitigation measures as recommended in the EIA report and relevant environmental requirements.

Section 4: **Implementation Status on Environmental Protection Requirements** - summarises the implementation of environmental protection measures during the reporting period.

Section 5: **Monitoring Results** - summarises the monitoring results obtained in the reporting period.

Section 6: **Environmental Site Inspection** - summarises the audit findings of the weekly site inspections undertaken within the reporting period.

Section 7: **Environmental Non-conformance** - summarises any monitoring exceedance, environmental complaints and environmental summons within the reporting period.

Section 8: **Future Key Issues** - summarises the impact forecast and monitoring schedule for the next three months.

Section 9: **Conclusions and Recommendations**

2 PROJECT INFORMATION

Background

- 2.1 The Shatin to Central Link – Tai Wai to Hung Hom Section (hereafter referred to as SCL (TAW-HUH)) is an approximately 11 km long extension of the Ma On Shan Line and links up with the West Rail Line at Hung Hom forming a strategic east-west rail corridor. It is a Designated Project under the Environmental Impact Assessment Ordinance (Cap. 499) (EIAO).
- 2.2 The construction of the SCL (TAW-HUH) has been divided into a series of civil construction Works Contracts. In addition to the temporary work site in the vicinity of the tunnel and station structures, there are some off-site temporary works sites/areas to facilitate the construction process. This Works Contract 1108A is one of the off-site temporary works sites covers the construction and operation of barging facilities.

General Site Description

- 2.3 The site layout plan is presented in **Figure 1**.

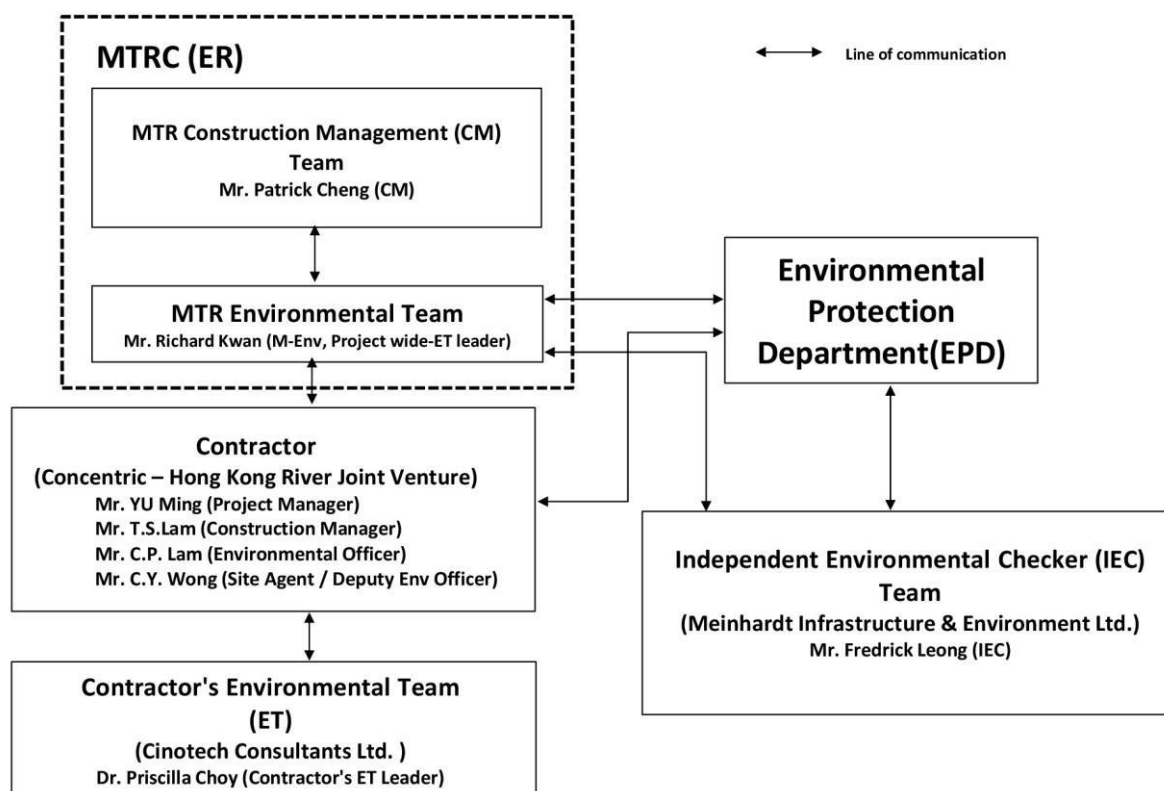
Construction Programme and Activities

- 2.4 A summary of the major site activities undertaken in this reporting period is shown as follows. The tentative construction programme is presented in **Appendix H**.
- Daily operation and maintenance of the Barging Point Facilities to receive excavated spoil delivered by trucks from Designated and Interfacing Contracts.
 - Temporary stockpiling of received spoil in the Barging Point Facilities.
 - Marine transportation of received spoil to receptor sites for beneficial reuse.
 - Removal of existing facilities and reinstatement works of Works Area 1108A. W3.

Project Organisation

- 2.5 Different parties with different levels of involvement in the project organization include:
- Engineer or Engineer's Representative (ER) – MTR Corporation (MTRC)
 - Contractor's Environmental Team (ET) – Cinotech Consultants Ltd. (Cinotech)
 - Independent Environmental Checker (IEC) – Meinhardt Infrastructure & Environment Ltd. (Meinhardt)
 - Contractor – Concentric – Hong Kong River Joint Venture (CCL-HKR JV)
- 2.6 The responsibilities of respective parties are detailed in Section 3 of the SCL (TAW-HUH) EM&A Manual.

2.7 The project organisation chart is shown as follows:



2.8 The key contacts of the Project are shown in Table 2.1.

Table 2.1 Key Contacts of the Project

Party	Role	Name	Position	Phone No.	Fax No.
MTRC	ER	Mr. Patrick CHENG	Construction Manager	3507 6889	2334 0323
	Environmental Team	Mr. Richard KWAN	SCL Project Environmental Team Leader	2688 1283	2993 7577
Cinotech	Contractor's Environmental Team	Dr. Priscilla CHOY	Contractor's ET Leader	2151 2089	3107 1388
		Ms. Ivy TAM	Project Coordinator and Audit Team Leader	2151 2090	
Meinhardt	Independent Environmental Checker	Mr. Fredrick LEONG	Independent Environmental Checker	2858 0738	2540 1580
CCL-HKR JV	Contractor	Mr. T.S. LAM	Construction Manager	9655 5486	2398 8301
		Mr. C.P. LAM	Environmental Officer	9212 9417	
		Mr. C.Y. WONG	Site Agent / Deputy Environmental Officer	9199 3188	

Status of Environmental Licences, Notification and Permits

- 2.9 The Environmental Permit (EP-438/2012) of SCL (Tai Wai to Hung Hom Section) was first issued on 22nd March 2012 and it was updated throughout the Project. The latest Environmental Permit (EP No. EP-438/2012/J) was granted on 29th February 2016.
- 2.10 The summary of the relevant permits, licences, and/or notifications on environmental protection for this Project is presented in **Table 2.2**.

Table 2.2 Status of Environmental Licences, Notification and Permits

Permit / License No.	Valid Period		Status
	From	To	
Environmental Permit (EP)			
EP-438/2012	22/03/2012	11/07/2012	Superseded by EP-438/2012/A
EP-438/2012/A	12/07/2012	25/10/2012	Superseded by EP-438/2012/B
EP-438/2012/B	26/10/2012	29/04/2013	Superseded by EP-438/2012/C
EP-438/2012/C	30/04/2013	12/09/2013	Superseded by EP-438/2012/D
EP-438/2012/D	13/09/2013	03/04/2014	Superseded by EP-438/2012/E
EP-438/2012/E	04/04/2014	14/07/2014	Superseded by EP-438/2012/F
EP-438/2012/F	15/07/2014	13/08/2014	Superseded by EP-438/2012/G
EP-438/2012/G	14/08/2014	09/09/2014	Superseded by EP-438/2012/H
EP-438/2012/H	10/09/2014	13/10/2015	Superseded by EP-438/2012/I
EP-438/2012/I	14/10/2015	28/02/2016	Superseded by EP-438/2012/J
EP-438/2012/J	29/02/2016	N/A	Valid
Construction Noise Permit (CNP)			
GW-RE0754-12	24/09/2012	23/03/2013	Expired
GW-RE0272-13	26/03/2013	23/09/2013	Expired
GW-RE0969-13	24/09/2013	23/03/2014	Expired
GW-RE0321-14	29/03/2014	28/09/2014	Expired
GW-RE1017-14	29/09/2014	28/03/2015	Expired
GW-RE0246-15	29/03/2015	28/04/2015	Expired
GW-RE0407-15	01/05/2015	31/07/2015	Expired
GW-RE0718-15	01/08/2015	31/10/2015	Expired
GW-RE1063-15	01/11/2015	31/01/2016	Expired
GW-RE0026-16	01/02/2016	30/04/2016	Valid
Marine Dumping Permits			
EP/MD/13-074	26/10/2012	25/11/2012	Expired
EP/MD/13-075	10/10/2012	09/11/2012	Expired
EP/MD/14-077	27/11/2013	26/05/2014	Expired

Permit / License No.	Valid Period		Status
	From	To	
EP/MD/14-083	16/12/2013	15/01/2014	Expired
EP/MD/14-117	24/02/2014	23/03/2014	Expired
EP/MD/14-158	25/03/2014	24/04/2014	Expired
EP/MD/14-168	10/04/2014	30/04/2014	Expired
EP/MD/15-003	25/04/2014	24/05/2014	Expired
EP/MD/15-021	27/05/2014	26/11/2014	Expired
EP/MD/15-073	14/08/2014	13/09/2014	Expired
EP/MD/15-118	13/10/2014	12/11/2014	Expired
EP/MD/15-144	19/11/2014	18/12/2014	Expired
EP/MD/15-249	30/03/2015	30/06/2015	Expired
Notification pursuant to Air Pollution Control (Construction Dust) Regulation			
EPD reference no. 348913	22/08/2012	N/A	Receipt acknowledged by EPD
Billing Account for Construction Waste Disposal			
A/C# 7015860	29/08/2012	N/A	Valid
Registration of Chemical Waste Producer			
WPN5213-286-C3752-01	17/09/2012	N/A	Valid
Effluent Discharge License under Water Pollution Control Ordinance			
WT00014328-2012	07/11/2012	30/11/2017	Valid

Summary of EM&A Requirements

- 2.11 The EM&A programme under 1108A require construction phase water quality monitoring as well as environmental site audits. The EM&A requirements are described in the following sections, including:
- All monitoring parameters;
 - Action and Limit levels for all environmental parameters;
 - Event / Action Plans;
 - Environmental mitigation measures, as recommended in the project EIA study final report; and
 - Environmental requirements in contract documents.
- 2.12 The advice on the implementation status of environmental protection and pollution control/mitigation measures is summarized in Section 6 of this report.
- 2.13 This report presents the monitoring results, observations, locations, equipment, period, methodology and QA/QC procedures of the required monitoring parameters, namely water quality as well as audit works for the Project in the reporting month.

3 ENVIRONMENTAL MONITORING REQUIREMENTS

Water Quality Monitoring

Monitoring Location

- 3.1 In accordance with the EM&A Manual, marine water quality monitoring should be carried out while dredging activities are conducting. The water quality monitoring stations and control stations of Project are shown in **Figure 2**. The co-ordinates of the proposed monitoring stations (construction phase – dredging activities) are listed in **Table 3.1**. As shown in **Figure 2**, the proposed locations are classified as Impact Station and Control Station according to their functions.

Table 3.1 Water Quality Monitoring Stations

Station	Description	East	North	Parameters to be measured
IS-1 ⁽¹⁾	Impact Station for Dredging Activities	838499	819333	DO, Turbidity, SS
CS-1	Control Station for IS-1	838170	818903	DO, Turbidity, SS
CS-2	Control Station for IS-1	838912	818997	DO, Turbidity, SS

Note: (1) As per Baseline Monitoring Report under consultancy agreement No. NEX/2213, there was a slight adjustment for the monitoring station IS-1 due to the site constraint as the original monitoring location (Easting: 838450, Northing: 819399) has been occupied by barges/dredgers of other projects.

Monitoring Parameters, Frequency and Programme

- 3.2 Water quality monitoring was conducted in accordance with the requirements stipulated in the approved SCL (TAW-HUH) EM&A Manual. **Table 3.2** summarized the monitoring frequency and water quality parameters for the impact monitoring.

Table 3.2 Water Quality Impact Monitoring Programme

	Impact Monitoring
Monitoring Period	During dredging period
Monitoring Frequency	3 Days in a Week, at mid-flood and mid-ebb tides
Monitoring Locations	IS-1, CS-1, CS-2
Monitoring Parameters	DO, temperature, turbidity, pH, salinity and SS
Intervals between 2 Sets of Monitoring	Not less than 36 hours
Tide Range	Individual flood and ebb tides not less than 0.5m

Monitoring Equipment and Methodology

Dissolved Oxygen and Temperature Measuring Equipment

- 3.3 The instrument should be portable and weatherproof dissolved oxygen (DO) measuring instrument complete with cable and sensor, and use a DC power source. The equipment should be capable of measuring:
- DO level in the range of 0 - 20 mg/ L and 0 - 200% saturation; and
 - Temperature of 0 - 45 degree Celsius.
- 3.4 The equipment should have a membrane electrode with automatic temperature compensation complete with a cable.

- 3.5 Should salinity compensation not be built-in to the DO equipment, in-situ salinity should be measured to calibrate the DO equipment prior to each DO measurement.

Turbidity Measurement Instrument

- 3.6 The instrument should be a portable and weatherproof turbidity measuring instrument using a DC power source. It should have a photoelectric sensor capable of measuring turbidity between 0 - 1000 NTU (for example, Hach model 2100P or an approved similar instrument).

Water Sampler

- 3.7 A water sampler is required for SS monitoring. It should comprise a PVC cylinder, with a capacity of not less than 2 litres, which can be effectively sealed with latex cups at both ends. The sampler should have a positive latching system to keep it open and prevent premature closure until released by a messenger when the sampler is at the selected water depth (for example, Kahlsico Water Sampler or an approved similar instrument).

Water Depth Detector

- 3.8 A portable, battery-operated echo sounder should be used for the determination of water depth at each designated monitoring station. This unit can either be hand held or affixed to the bottom of the work boat, if the same vessel is to be used throughout the monitoring programme.

Salinity Measuring Equipment

- 3.9 A portable salinometer capable of measuring salinity in the range of 0 - 40 parts per thousand (ppt) should be provided for measuring salinity of the water at each monitoring location.

pH Measuring Equipment

- 3.10 A portable pH meter capable of measuring a range between 0.0 and 14.0 shall be provided to measure pH under the specified conditions (e.g., Orion Model 250A or an approved similar instrument).

Sample Containers and Storage

- 3.11 Water samples for SS determinations should be stored in high density polythene bottles with no preservative added, packed in ice (cooled to 4°C without being frozen) and shipment to the testing laboratory. The samples shall be delivered to the laboratory within 24 hours of collection and be analysed as soon as possible after collection.

Position Equipment

- 3.12 A hand-held or boat-fixed type digital Differential Global Positioning System (DGPS) with way point bearing indication and Radio Technical Commission for maritime (RTCM) Type 16 error message ‘screen pop-up’ facilities (for real-time auto-display of error messages and DGPS corrections from the Hong Kong Hydrographic Office), or other equipment instrument of similar accuracy, should be provided and used during marine water monitoring to ensure the monitoring vessel is at the correct location before taking measurements.

Calibration of In-Situ Instruments

- 3.13 The pH meter, DO meter and turbidimeter shall be checked and calibrated before use. DO meter and turbidimeter shall be certified by a laboratory accredited under HOKLAS

or any other international accreditation scheme, and subsequently re-calibrated at 3 monthly intervals throughout all stages of the water quality monitoring. Responses of sensors and electrodes should be checked with certified standard solutions before each use. Wet bulb calibration for a DO meter shall be carried out before measurement at each monitoring location.

Back-up Equipment and Vessels

- 3.14 Sufficient stocks of spare parts shall be maintained for replacements when necessary. Backup monitoring equipment shall also be made available so that monitoring can proceed uninterrupted even when some equipment is under maintenance, calibration, malfunction, etc.
- 3.15 The water quality monitoring will involve three monitoring stations and measurements should be conducted within the prescribed tidal conditions in order to ensure the measurement/samples are representative. A multi-probe monitoring equipment set integrated with water sampler(s) is highly recommended to improve the monitoring efficiency. Depending on the actually operation, more than one field survey vessels might be required simultaneously to ensure the monitoring are conducted within the acceptable monitoring period. The ET shall also consider the use of unattended automatic sampling/monitoring devices at fixed stations where monitoring are required throughout the construction period. The use of such unattended automatic devices, however, shall be subject to the approval of the ER, IEC and EPD.

Laboratory Measurement / Analysis

- 3.16 At least 3 replicate samples from each independent sampling event are required for the suspended solids measurement which shall be carried in a HOKLAS or international accredited laboratory. Sufficient water samples shall be collected at the monitoring stations for carrying out the laboratory measurement and analysis. The laboratory determination work shall start within 24 hours after collection of the water samples. The analysis for SS is summarized in **Table 3.3**.

Table 3.3 Laboratory analysis for SS

Parameters	Analytical Method	Reporting Limit
Suspended Solid (SS)	APHA 2540-D	0.1 mg/L

Action and Limit Levels

- 3.17 The action and limit levels for water quality monitoring are presented in **Appendix A**.

Event and Action Plan

- 3.18 Should non-compliance of the criteria occur, action in accordance with the Event and Action Plan in **Appendix D** shall be carried out.

Cultural Heritage

- 3.19 According to the location of the Project and EIA report, there are no terrestrial archaeological resources and built heritage resources in vicinity of the Project. Archaeological monitoring works and the implementation of mitigation measures during the construction and operation phases of the Project is, therefore, not required.
- 3.20 However, the Contractor shall allow a 25m separation distance between the proposed dredging area and the Kowloon Rock as specified in the approved SCL (TAW-HUH) EIA Report.

Landscape and Visual

- 3.21 In accordance with the EM&A Manual, the landscape and visual mitigation measures shall be implemented and a site inspection shall be conducted once every two weeks throughout the construction period. The implementation status is summarised in **Table 6.1** of Section 6.

Ecology

- 3.22 In accordance with the EM&A Manual, weekly site audits should be conducted by the ET during construction phase of the Project to check the recommended mitigation measures should be properly implemented.

4 IMPLEMENTATION STATUS ON ENVIRONMENTAL PROTECTION REQUIREMENTS

- 4.1 The Contractor has implemented environmental mitigation measures and requirements as stated in the EIA Report, the Environmental Permit and EM&A Manual. The implementation status of the environmental mitigation measures during the reporting period is summarized in **Appendix E**. Status of required submissions under the Environmental Permit (EP) during the reporting period is presented in **Table 4.1**.

Table 4.1 Status of Required Submissions under EP

Event	Event Details		Action Taken	Status	Remark
	Number	Nature			
Status of submissions under EP	1	Monthly EM&A Report (February 2016)	Submitted to EPD on 14 th March 2016 (EP Condition 3.4)	N/A	---

5 MONITORING RESULTS

Water Quality

- 5.1 No water quality monitoring was carried out at the monitoring stations during this reporting period as the dredging activity was completed on 11 November 2012.
- 5.2 Action and Limit Levels for water quality monitoring were established in the baseline water quality monitoring conducted by MTR between 16 June 2012 and 14 July 2012 under consultancy agreement no. NEX/2213. Action and Limit Levels for water quality is summarised in **Appendix A**.

Waste Management

- 5.3 Waste potentially generated from this Project includes inert construction and demolition (C&D) materials, non-inert C&D materials and dredging materials. Non-inert C&D materials are made up of general refuse, steel and paper/cardboard packaging materials. Steel materials generated from the project are also grouped into non-inert C&D materials as the materials were not disposed of with other inert C&D materials. With reference to relevant handling records and trip tickets of this Project, the quantities of different types of waste generated in the reporting month are summarised in **Table 5.1**. No paper/cardboard packaging, plastics and steel material were generated during the reporting period.
- 5.4 Detail of waste management data is presented in **Appendix F**.

Table 5.1 Quantities of Waste Generated from the Project

Reporting Month	Quantity						
	C&D Materials (inert) ^(a)	C&D Materials (non-inert) ^(b)	Dredging Quantity (in bulk volume)	Chemical Waste	Recycled materials		
					Paper/cardboard	Plastics	Metals
March 2016	0 m ³	10 m ³	0 m ³	0 kg	0 kg	0 kg	0 kg

Notes:

(a) Inert C&D materials include bricks, concrete, building debris, rubble and excavated soil.

(b) Non-inert C&D materials include steel, paper/cardboard packaging waste, plastics and other wastes such as general refuse. Steel materials generated from the project are grouped into non-inert C&D materials as the materials were not disposed of with other inert C&D materials.

Landscape and Visual

- 5.5 No observations and recommendations were made during the audit sessions.

Ecology

- 5.6 No observations and recommendations were made during the audit sessions.

6 ENVIRONMENTAL SITE INSPECTION

Site Audits

- 6.1 Site audits were carried out by ET on weekly basis to monitor the timely implementation of proper environmental management practices and mitigation measures in the Project site. The summaries of site audits are attached in **Appendix C**.
- 6.2 Site audits were conducted on 1, 8, 17, 22 and 30 March 2016 by ET. A joint site audit with the representative with IEC, ER, the Contractor and the ET was carried out on 17 March 2016. The details of observations during site audit can refer to **Table 6.1**.

Implementation Status of Environmental Mitigation Measures

- 6.3 According to the EIA Study Report, Environmental Permit and the EM&A Manual of the Project, the mitigation measures detailed in the documents are recommended to be implemented during the construction phase. An updated summary of the EMIS is provided in **Appendix E**.
- 6.4 During site inspections in the reporting month, no non-conformance was identified. The observations and recommendations made during the audit sessions are summarized in **Table 6.1**.

Table 6.1 Observations and Recommendations of Site Audit

Parameters	Date	Observations and Recommendations	Follow-up
<i>Water Quality</i>	22 March 2016	<u>Reminder:</u> The soil accumulated on the platform under conveyor belt no.2 should be cleared to prevent muddy runoff generation.	This item was observed improved/rectified by Contractor during the site inspection on 30 March 2016.
<i>Noise</i>	N/A	N/A	N/A
<i>Ecology/ Landscape and Visual</i>	N/A	N/A	N/A
<i>Air Quality</i>	1 March 2016	<u>Reminder:</u> Clear the sand accumulated on the access road between tipping hall no.1 and no.2 to suppress dust generation.	This item was observed improved/rectified by Contractor during the site inspection on 8 March 2016.
	1 March 2016	<u>Reminder:</u> Openings were observed at the enclosure of conveyor belt no.2 while the conveyor belt was not in operation. Contractor was reminded to repair it.	This item was observed improved/rectified by Contractor during the site inspection on 8 March 2016.
	8 March 2016	<u>Reminder:</u> Water spray should be provided for the haul road to suppress dust generation.	This item was observed improved/rectified by Contractor during the site inspection on 17 March 2016.

	17 March 2016	<u>Reminder:</u> The dusty material accumulated on the haul road at the site entrance should be cleared.	
	22 March 2016	<u>Reminder:</u> The mud accumulated on the haul road at site entrance, Area W3, and the access road between tipping hall no.1 and no.2 should be cleared to prevent dust generation in dry weather.	Follow up action will be reported in the next reporting month.
	30 March 2016	<u>Reminder:</u> The mud accumulated on the haul road near site entrance and site office; and the access road between tipping hall no.1. and no.2 should be cleared.	
	17 and 22 March 2016	<u>Reminder:</u> The dusty stockpile stored in the stockpile area was observed without properly dust suppression measures during rainy day. Contractor was reminded to properly cover or provide water spray on the dusty stockpile to avoid dust generation during dry weather.	
	30 March 2016	<u>Reminder:</u> The dusty stockpile stored in the stockpile area should be provided with sufficient watering or properly covered to suppress dust generation.	
	30 March 2016	<u>Reminder:</u> The enclosure of conveyor belt no.2 should be properly maintained.	Follow up action will be reported in the next reporting month.
Waste / Chemical Management	24 February 2016	<u>Reminder:</u> General refuse accumulated near the waste storage area should be cleared.	This item was observed improved/rectified by Contractor during the site inspection on 1 March 2016.
	30 March 2016	<u>Reminder:</u> Clear the general refuse dispose of on the seawall near floating jetty no.3.	Follow up action will be reported in the next reporting month.
Permits / Licenses	N/A	N/A	N/A

7 ENVIRONMENTAL NON-CONFORMANCE

Summary of Exceedances

- 7.1 No impact monitoring was conducted in the reporting month. The summary of exceedance is provided in **Appendix B**.

Summary of Environmental Non-Compliance

- 7.2 No environmental non-compliance was recorded in the reporting month.

Summary of Environmental Complaint

- 7.3 There was no environmental complaint received in the reporting month. The Complaint Log is presented in **Appendix G**.

Summary of Environmental Summon and Successful Prosecution

- 7.4 No environmental prosecution or notification of summons received since the Project commencement.

8 FUTURE KEY ISSUES

Key Issues in the Coming Month

8.1 Key issues to be considered in the coming month include:

- Potential dust and noise impacts arising from unloading and temporary stockpiling of C&D material during daily operation of the Barging Point Facilities.
- Potential water pollution problem due to the discharge of site runoff during rainfall events.
- Potential environmental impacts arising from unloading and handling of C&D material to the barge, including splashing of spoils into surrounding seawater at the discharge points.
- Potential dust emission and deposition of materials on haul road during delivery of C&D material by Designated and Interfacing Contracts to the Barging Point Facilities.

Site Activities for the Next Month

8.2 A tentative construction programme is provided in **Appendix H**. The major site activities in the coming month will include:

- Daily operation and maintenance of the Barging Point Facilities to receive excavated spoil delivered by trucks from Designated and Interfacing Contracts.
- Temporary stockpiling of received spoil in the Barging Point Facilities.
- Marine transportation of received spoil to receptor sites for beneficial reuse.

9 CONCLUSIONS AND RECOMMENDATIONS

Conclusions

- 9.1 The Environmental Monitoring and Audit (EM&A) Report presents the EM&A works undertaken during the period from 1 March 2016 to 31 March 2016 in accordance with EM&A Manual and the requirement under EP-438/2012/J.
- 9.2 No impact monitoring was conducted in the reporting month.
- 9.3 There was no environmental complaint received in the reporting month.
- 9.4 The ET will keep track on the EM&A programme to ensure compliance of environmental requirements and the proper implementation of all necessary mitigation measures.

Recommendations

- 9.5 According to the environmental audit performed in the reporting month, the following recommendations were made:

Water Quality

- Accumulated soil/mud under the platform of conveyor belts should be cleared to prevent muddy runoff generation.

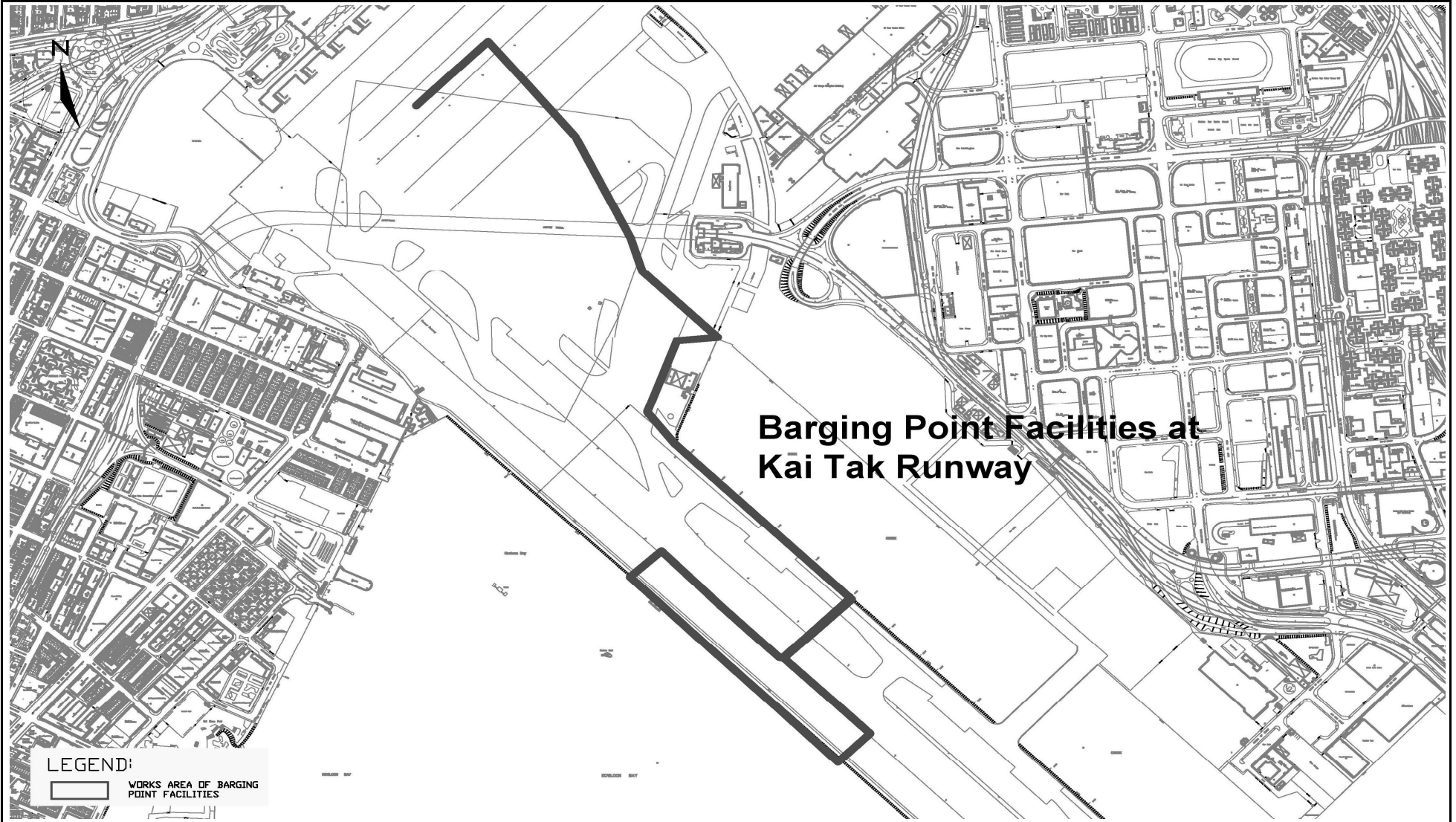
Air Quality

- Accumulated dusty material on access roads and haul roads within the site area should be cleared to prevent dust generation.
- Stockpile of dusty materials stored on site should be properly covered or provided with water spray to suppress dust generation.
- The enclosures of conveyor belts should be properly maintained for dust suppression.
- Water spray should be provided for the haul roads to suppress dust generation.

Waste/Chemical Management

- General refuse should be properly disposed in the receptacles provided on site.

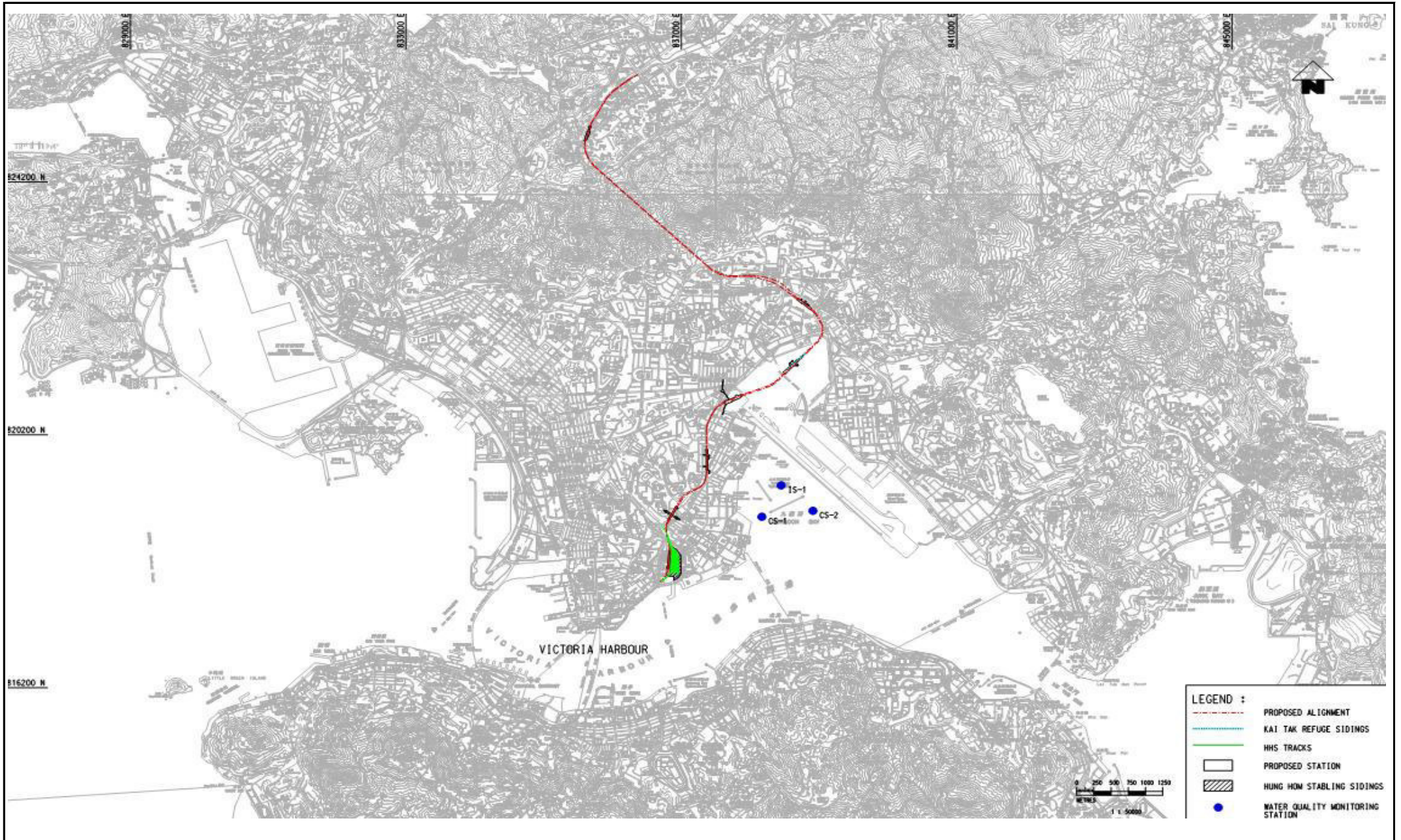
FIGURES



LEGEND:
 [Thick black outline symbol] WORKS AREA OF BARGING POINT FACILITIES

Title	SCL Contract 1108A The Shatin to Central Link - Kai Tak Barging Point Facilities Site Layout Plan		Scale	Project No.
			N.T.S	MA12028
			Date	Figure
			Apr-14	1





Title

SCL Contract 1108A
The Shatin to Central Link -
Kai Tak Barging Point Facilities

Location of Water Monitoring Station and Control Stations

Scale

N.T.S

Date

Oct-12

Propose

No. MA12028

Figure

2



**APPENDIX A
ACTION AND LIMIT LEVELS**

APPENDIX A – Action and Limit Levels

Action and Limit Levels for Water Quality

Parameter	Action	Limit
DO in mg/L	<p><u>Surface & Middle:</u> 4.6 (5 percentile of baseline data)</p> <p><u>Bottom:</u> 3.9 (5 percentile of baseline data)</p>	<p><u>Surface & Middle:</u> 4</p> <p><u>Bottom:</u> 2</p>
SS in mg/L	<p>6.1 (95 percentile of baseline data)</p> <p>or</p> <p>120% of upstream control station's SS at the same tide of the same day</p>	<p>6.3 (99 percentile of baseline data)</p> <p>or</p> <p>130% of upstream control station's SS at the same tide of the same day</p>
Turbidity in NTU	<p>4.8 (95 percentile of baseline data)</p> <p>or</p> <p>120% of upstream control station's Turbidity at the same tide of the same day</p>	<p>5.0 (99 percentile of baseline data)</p> <p>or</p> <p>130% of upstream control station's Turbidity at the same tide of the same day</p>

APPENDIX B
SUMMARY OF EXCEEDANCE

APPENDIX B – SUMMARY OF EXCEEDANCE

Reporting Month: March 2016

a) Exceedance Report for Water Quality Monitoring (NIL)

APPENDIX C
SITE AUDIT SUMMARY

Shatin to Central Link -

Contract 1108A Kai Tak Barging Point Facilities



Record Summary of Environmental Site Inspection

Inspection Information

Checklist Reference Number	160301
Date	1 March 2016 (Tuesday)
Time	14:00 - 15:00

Ref. No.	Non-Compliance	Related Item No.
-	None identified	-

Ref. No.	Remarks/Observations	Related Item No.
160301-R01	<p>Part B - Water Quality</p> <ul style="list-style-type: none"> No environmental deficiency was identified during the site inspection. 	D 13
160301-R02	<p>Part C - Ecology/Others</p> <ul style="list-style-type: none"> No environmental deficiency was identified during the site inspection. <p>Part D - Air Quality</p> <ul style="list-style-type: none"> Clear the sand accumulated on the access road between tipping hall no.1 and no.2 to suppress dust generation. Openings were observed at the enclosure of conveyor belt no.2 while the conveyor belt was not in operation. Contractor was reminded to repair it. <p>Part E - Construction Noise Impact</p> <ul style="list-style-type: none"> No environmental deficiency was identified during the site inspection. <p>Part F - Waste/Chemical Management</p> <ul style="list-style-type: none"> No environmental deficiency was identified during the site inspection. <p>Part G - Permit / Licenses</p> <ul style="list-style-type: none"> No environmental deficiency was identified during the site inspection. <p>Others</p> <ul style="list-style-type: none"> Follow-up on previous audit section (Ref. No.: 160224), all environmental deficiencies were improved/rectified by the Contractor. 	D 12

	Name	Signature	Date
Recorded by	KC Chung		1 March 2016
Checked by	Dr. Priscilla Choy		1 March 2016

Shatin to Central Link -

Contract 1108A Kai Tak Barging Point Facilities



Record Summary of Environmental Site Inspection

Inspection Information

Checklist Reference Number	160308
Date	8 March 2016 (Tuesday)
Time	14:00 - 15:00

Ref. No.	Non-Compliance	Related Item No.
-	None identified	-

Ref. No.	Remarks/Observations	Related Item No.
160308-R01	<p>Part B - Water Quality</p> <ul style="list-style-type: none"> No environmental deficiency was identified during the site inspection. <p>Part C - Ecology/Others</p> <ul style="list-style-type: none"> No environmental deficiency was identified during the site inspection. <p>Part D - Air Quality</p> <ul style="list-style-type: none"> Water spray should be provided for the haul road to suppress dust generation. <p>Part E - Construction Noise Impact</p> <ul style="list-style-type: none"> No environmental deficiency was identified during the site inspection. <p>Part F - Waste/Chemical Management</p> <ul style="list-style-type: none"> No environmental deficiency was identified during the site inspection. <p>Part G - Permit / Licenses</p> <ul style="list-style-type: none"> No environmental deficiency was identified during the site inspection. <p>Others</p> <ul style="list-style-type: none"> Follow-up on previous audit section (Ref. No.: 160301), all environmental deficiencies were improved/rectified by the Contractor. 	D 13

	Name	Signature	Date
Recorded by	KC Chung		8 March 2016
Checked by	Dr. Priscilla Choy		8 March 2016

Shatin to Central Link -

Contract 1108A Kai Tak Barging Point Facilities

Record Summary of Environmental Site Inspection

Inspection Information

Checklist Reference Number	160317
Date	17 March 2016 (Thursday)
Time	14:45 - 15:30

Ref. No.	Non-Compliance	Related Item No.
-	None identified	-

Ref. No.	Remarks/Observations	Related Item No.
160317-R01 160317-R02	<p>Part B - Water Quality</p> <ul style="list-style-type: none"> No environmental deficiency was identified during the site inspection. <p>Part C - Ecology/Others</p> <ul style="list-style-type: none"> No environmental deficiency was identified during the site inspection. <p>Part D - Air Quality</p> <ul style="list-style-type: none"> The dusty material accumulated on the haul road at the site entrance should be cleared. The dusty stockpile stored in the stockpile area was observed without properly dust suppression measures during rainy day. Contractor was reminded to properly cover or provide water spray on the dusty stockpile to avoid dust generation during dry weather. <p>Part E - Construction Noise Impact</p> <ul style="list-style-type: none"> No environmental deficiency was identified during the site inspection. <p>Part F - Waste/Chemical Management</p> <ul style="list-style-type: none"> No environmental deficiency was identified during the site inspection. <p>Part G - Permit / Licenses</p> <ul style="list-style-type: none"> No environmental deficiency was identified during the site inspection. <p>Others</p> <ul style="list-style-type: none"> Follow-up on previous audit section (Ref. No.: 160308), all environmental deficiencies were improved/rectified by the Contractor. 	D 3 D 7

	Name	Signature	Date
Recorded by	KC Chung		17 March 2016
Checked by	Dr. Priscilla Choy		17 March 2016

Shatin to Central Link -

Contract 1108A Kai Tak Barging Point Facilities



Record Summary of Environmental Site Inspection

Inspection Information

Checklist Reference Number	160322
Date	22 March 2016 (Tuesday)
Time	14:00 - 15:00

Ref. No.	Non-Compliance	Related Item No.
-	None identified	-

Ref. No.	Remarks/Observations	Related Item No.
160322-R02	<p>Part B - Water Quality</p> <ul style="list-style-type: none"> The soil accumulated on the platform under conveyor belt no.2 should be cleared to prevent muddy runoff generation. 	B 22
160322-R01	<p>Part C - Ecology/Others</p> <ul style="list-style-type: none"> No environmental deficiency was identified during the site inspection. <p>Part D - Air Quality</p> <ul style="list-style-type: none"> The mud accumulated on the haul road at site entrance, Area W3, and the access road between tipping hall no.1 and no.2 should be cleared to prevent dust generation in dry weather. 	D 3 & D 13
160322-R03	<ul style="list-style-type: none"> The dusty stockpile stored in the stockpile area was observed without properly dust suppression measures during rainy day. Contractor was reminded to properly cover or provide water spray on the dusty stockpile to avoid dust generation during dry weather. <p>Part E - Construction Noise Impact</p> <ul style="list-style-type: none"> No environmental deficiency was identified during the site inspection. <p>Part F - Waste/Chemical Management</p> <ul style="list-style-type: none"> No environmental deficiency was identified during the site inspection. <p>Part G - Permit / Licenses</p> <ul style="list-style-type: none"> No environmental deficiency was identified during the site inspection. <p>Others</p> <ul style="list-style-type: none"> Follow-up on previous audit section (Ref. No.: 160317), follow up action is required for item 160317-R01 and 160317-R02 which is remarked as 160322-R01 and 160322-R03. 	D 7

	Name	Signature	Date
Recorded by	KC Chung		22 March 2016
Checked by	Dr. Priscilla Choy		22 March 2016

Shatin to Central Link -

Contract 1108A Kai Tak Barging Point Facilities

Record Summary of Environmental Site Inspection

Inspection Information

Checklist Reference Number	160330
Date	30 March 2016 (Wednesday)
Time	15:00 - 16:00

Ref. No.	Non-Compliance	Related Item No.
-	None identified	-

Ref. No.	Remarks/Observations	Related Item No.
160330-R01	<p>Part B - Water Quality</p> <ul style="list-style-type: none"> No environmental deficiency was identified during the site inspection. <p>Part C - Ecology/Others</p> <ul style="list-style-type: none"> No environmental deficiency was identified during the site inspection. <p>Part D - Air Quality</p> <ul style="list-style-type: none"> The mud accumulated on the haul road near site entrance and site office; and the access road between tipping hall no.1 and no.2 should be cleared. 	D 3 & D 13
160330-R02	<ul style="list-style-type: none"> The enclosure of conveyor belt no.2 should be properly maintained. 	D 12
160330-R03	<ul style="list-style-type: none"> The dusty stockpile stored in the stockpile area should be provided with sufficient watering or properly covered to suppress dust generation. 	D 7
160330-R04	<p>Part E - Construction Noise Impact</p> <ul style="list-style-type: none"> No environmental deficiency was identified during the site inspection. <p>Part F - Waste/Chemical Management</p> <ul style="list-style-type: none"> Clear the general refuse disposed of on the seawall near floating jetty no.3. <p>Part G - Permit / Licenses</p> <ul style="list-style-type: none"> No environmental deficiency was identified during the site inspection. <p>Others</p> <ul style="list-style-type: none"> Follow-up on previous audit section (Ref. No.: 160322), follow up action is required for item 160322-R01 and 160322-R03 which is remarked as 160330-R01 and 160330-R03. 	F 1 iii

	Name	Signature	Date
Recorded by	KC Chung		30 March 2016
Checked by	Dr. Priscilla Choy		30 March 2016

APPENDIX D
EVENT AND ACTION PLANS

Event and Action Plan for Water Quality

Event	ET	IEC	ER	Contractor
Action level being exceeded by one sampling day	<ol style="list-style-type: none"> 1. Inform IEC, contractor and ER; 2. Check monitoring data, all plant, equipment and Contractor's working methods; and 3. Discuss remedial measures with IEC and Contractor and ER 	<ol style="list-style-type: none"> 1. Discuss with ET, ER and Contractor on the implemented mitigation measures; 2. Review proposals on remedial measures submitted by Contractor and advise the ER accordingly; and 3. Review and advise the ET and ER on the effectiveness of the implemented mitigation measures. 	<ol style="list-style-type: none"> 1. Discuss with IEC, ET and Contractor on the implemented mitigation measures; and 2. Make agreement on the remedial measures to be implemented. 3. Supervise the implementation of agreed remedial measures 	<ol style="list-style-type: none"> 1. Identify source(s) of impact; 2. Inform the ER and confirm notification of the non-compliance in writing; 3. Rectify unacceptable practice; 4. Check all plant and equipment; 5. Consider changes of working methods; 6. Discuss with ER, ET and IEC and propose remedial measures to IEC and ER; and 7. Implement the agreed mitigation measures.
Action level being exceeded by more than one consecutive sampling days	<ol style="list-style-type: none"> 1. Repeat in-situ measurement on next day of exceedance to confirm findings; 2. Inform IEC, contractor and ER; 3. Check monitoring data, all plant, equipment and Contractor's working methods; 4. Discuss remedial measures with IEC, contractor and ER 5. Ensure remedial measures are implemented 	<ol style="list-style-type: none"> 1. Discuss with ET Contractor and ER on the implemented mitigation measures; 2. Review the proposed remedial measures submitted by Contractor and advise the ER accordingly; and 3. Review and advise the ET and ER on the effectiveness of the implemented mitigation measures. 	<ol style="list-style-type: none"> 1. Discuss with ET, IEC and Contractor on the proposed mitigation measures; 2. Make agreement on the remedial measures to be implemented; and 3. Discuss with ET IEC and Contractor on the effectiveness of the implemented remedial measures. 	<ol style="list-style-type: none"> 1. Identify source(s) of impact; 2. Inform the ER and confirm notification of the non-compliance in writing; 3. Rectify unacceptable practice; 4. Check all plant and equipment and consider changes of working methods; 5. Discuss with ET, IEC and ER and submit proposal of remedial measures to ER and IEC within 3 working days of notification; and 6. Implement the agreed mitigation measures.
Limit level being	<ol style="list-style-type: none"> 1. Repeat measurement on next day 	<ol style="list-style-type: none"> 1. Discuss with ET , Contractor and 	<ol style="list-style-type: none"> 1. Discuss with IEC, ET and 	<ol style="list-style-type: none"> 1. Identify source(s) of impact;

Event	ET	IEC	ER	Contractor
<p>exceeded by one sampling day</p>	<p>of exceedance to confirm findings; 2. Inform IEC, contractor and ER; 3. Rectify unacceptable practice; 4. Check monitoring data, all plant, equipment and Contractor's working methods; 5. Consider changes of working methods 6. Discuss mitigation measures with IEC, ER and Contractor; and 7. Ensure the agreed remedial measures are implemented;</p>	<p>ER on possible remedial actions; 2. Review the proposed remedial measures submitted by Contractor and advise the ER accordingly; and 3. Review and advise the ET and ER on the effectiveness of the implemented mitigation measures.</p>	<p>Contractor on the implemented remedial measures; 2. Request Contractor to critically review the working methods; 3. Make agreement on the remedial measures to be implemented; and 4. Discuss with ET, IEC and Contractor on the effectiveness of the implemented remedial measures.</p>	<p>2. Inform the ER and confirm notification of the non-compliance in writing; 3. Rectify unacceptable practice; 4. Check all plant and equipment and consider changes of working methods; 5. Discuss with ET, IEC and ER and submit proposal of additional mitigation measures to ER within 3 working days of notification; and 6. Implement the agreed remedial measures.</p>
<p>Limit level being exceeded by more than one consecutive sampling days</p>	<p>1. Inform IEC, contractor, ER and EPD 2. Check monitoring data, all plant, equipment and Contractor's working methods; 3. Discuss mitigation measures with IEC, ER and Contractor; and 4. Ensure mitigation measures are implemented; and 5. Increase the monitoring frequency to daily until no exceedance of Limit Level for two consecutive days.</p>	<p>1. Discuss with ET, ER and Contractor on possible remedial actions; 2. Review the proposed mitigation measures submitted by Contractor and advise the ER accordingly; and 3. Review and advise the ET and ER on the effectiveness of the implemented mitigation measures.</p>	<p>1. Discuss with IEC, ET and Contractor on the implemented mitigation measures; 2. Request Contractor to critically review the working methods; 3. Make agreement on the remedial measures to be implemented; 4. Discuss with ET and IEC on the effectiveness of the implemented mitigation measures; and 5. Consider and instruct, if necessary, the Contractor to slow down or to stop all or part of the dredging activities until no exceedance of Limit level.</p>	<p>1. Identify source(s) of impact; 2. Inform the ER and confirm notification of the non-compliance in writing; 3. Rectify unacceptable practice; 4. Check all plant and equipment and consider changes of working methods; 5. Discuss with ET, IEC and ER and submit proposal of additional mitigation measures to ER and IEC within 3 working days of notification; 6. Implement the agreed mitigation measures. 7. As directed by the ER, to slow down or to stop all or part of the dredging activities until no exceedance of Limit level.</p>

Event and Action Plan for Landscape and Visual during Construction Stage

Event	ET	IEC	ER	Contractor
Non-conformity on one occasion	<ol style="list-style-type: none"> 1. Inform the Contractor, the IEC and the ER 2. Discuss remedial actions with the IEC, the ER and the Contractor 3. Monitor remedial actions until rectification has been completed 	<ol style="list-style-type: none"> 1. Check inspection report 2. Check the Contractor's working method 3. Discuss with the ET, ER and the Contractor on possible remedial measures 4. Advise the ER on effectiveness of proposed remedial measures. 	<ol style="list-style-type: none"> 1. Confirm receipt of notification of non-conformity in writing 2. Review and agree on the remedial measures proposed by the Contractor 3. Supervise implementation of remedial measures 	<ol style="list-style-type: none"> 1. Identify Source and investigate the non-conformity 2. Implement remedial measures 3. Amend working methods agreed with the ER as appropriate 4. Rectify damage and undertake any necessary replacement
Repeated Non-conformity	<ol style="list-style-type: none"> 1. Identify Source 2. Inform the Contractor, the IEC and the ER 3. Increase inspection frequency 4. Discuss remedial actions with the IEC, the ER and the Contractor 5. Monitor remedial actions until rectification has been completed 6. If non-conformity stops, cease additional monitoring 	<ol style="list-style-type: none"> 1. Check inspection report 2. Check the Contractor's working method 3. Discuss with the ET and the Contractor on possible remedial measures 4. Advise the ER on effectiveness of proposed remedial measures 	<ol style="list-style-type: none"> 1. Notify the Contractor 2. In consultation with the ET and IEC, agree with the Contractor on the remedial measures to be implemented 3. Supervise implementation of remedial measures. 	<ol style="list-style-type: none"> 1. Identify Source and investigate the non-conformity implement remedial measures 2. Amend working methods agreed with the ER as appropriate 3. Rectify damage and undertake any necessary replacement. 4. Stop relevant portion of works as determined by the ER until the non-conformity is abated.

Note:

ET – Environmental Team

IEC – Independent Environmental Checker

ER – Engineer/Engineer’s Representative

**APPENDIX E
UPDATED ENVIRONMENTAL
MITIGATION IMPLEMENTATION
SCHEDULE**

EIA Ref.	EM&A Log Ref	Recommended Mitigation Measures	Objectives of the recommended Measures & Main Concerns to address	Who to implement the measures?	Location of the measures	When to Implement the measures?	What requirements or standards for the measures to achieve?	Status
Ecology (Pre-Construction Phase)								
S5.7	E3	<p><u>Tree felling and vegetation removal</u></p> <p>Precautionary checks of the vegetation for the presence of nesting bird species of conservation interest should be carried out before vegetation clearance by an ecologist.</p>	Minimize ecological impacts to breeding bird species of conservation interest	Contractor	Works sites Kai Tak Barging Point	Prior to site clearance	• AFCD's requirements	^
Ecology (Construction Phase)								
S5.7	E5	<p><u>Good Site Practices</u></p> <p>Impact to any habitats or local fauna should be avoided by implementing good site practices, including the containment of silt runoff within the site boundary, the containment of contaminated soils for removal from the site, appropriate storage of chemicals and chemical waste away from sites of ecological value and the provision of sanitary facilities for on-site workers. Adoption of such measures should permit waste to be suitably contained within the site for subsequent removal and appropriate disposal.</p> <p>The following good site practices should also be implemented:</p> <ul style="list-style-type: none"> Erection of temporary geotextile silt or sediment fences/oil traps around any earth-moving works to trap any sediments and prevent them from entering watercourses in particular the Tei Lung Hau stream; 	Minimise ecological impacts	Contractor	All construction sites	During Construction	• ProPECC PN 1/94	^

EIA Ref.	EM&A Log Ref	Recommended Mitigation Measures	Objectives of the recommended Measures & Main Concerns to address	Who to implement the measures?	Location of the measures	When to Implement the measures?	What requirements or standards for the measures to achieve?	Status
		<ul style="list-style-type: none"> Avoidance of soil storage against trees or close to waterbodies in particular the Tei Lung Hau stream; Delineation of works site by erecting hoardings to prevent encroachment onto adjacent habitats and fence off areas which have some ecological value. No on-site burning of waste; Waste and refuse in appropriate receptacles. 						^ ^ ^ ^
S5.7	E6	<u>Sediment Removal</u> <ul style="list-style-type: none"> Use closed grab in dredging works. Install silt curtain during the dredging. 	<ul style="list-style-type: none"> Reduce indirect impacts of suspended solids on sessile benthic and intertidal fauna Minimize marine water quality impacts 	Contractor	Dredging Area	During Dredging	•TM-Water	N/A ⁽²⁾ N/A ⁽²⁾
Landscape & Visual (Construction Phase)								
S6.9.3	LV1	The following good site practices and measures for minimisation and avoidance of potential impacts are recommended: <u>Re-use of Existing Soil</u> <ul style="list-style-type: none"> For soil conservation, existing topsoil shall be re-used where 	Minimize visual & landscape impact	Contractor	Within Project Site	Construction stage	•TM-EIAO	N/A ⁽²⁾

EIA Ref.	EM&A Log Ref	Recommended Mitigation Measures	Objectives of the recommended Measures & Main Concerns to address	Who to implement the measures?	Location of the measures	When to Implement the measures?	What requirements or standards for the measures to achieve?	Status
		<p>possible for new planting areas within the project. The construction program shall consider using the soil removed from one phase for backfilling another. Suitable storage ground, gathering ground and mixing ground may be set up on-site as necessary.</p> <p><u>No-intrusion Zone</u></p> <ul style="list-style-type: none"> To maximize protection to existing trees, ground vegetation and the associated under storey habitats, construction contracts may designate “No-intrusion Zone” to various areas within the site boundary with rigid and durable fencing for each individual no-intrusion zone. The contractor should closely monitor and restrict the site working staff from entering the “no-intrusion zone”, even for indirect construction activities and storage of equipment. <p><u>Protection of Retained Trees</u></p> <ul style="list-style-type: none"> All retained trees should be recorded photographically at the commencement of the Contract, and carefully protected during the construction period. Detailed tree protection specification shall be allowed and included in the Contract Specification, which specifying the tree protection requirement, submission and approval system, and the tree monitoring system. 						<p>^</p> <p>^</p>

EIA Ref.	EM&A Log Ref	Recommended Mitigation Measures	Objectives of the recommended Measures & Main Concerns to address	Who to implement the measures?	Location of the measures	When to Implement the measures?	What requirements or standards for the measures to achieve?	Status
		<ul style="list-style-type: none"> The Contractor shall be required to submit, for approval, a detailed working method statement for the protection of trees prior to undertaking any works adjacent to all retained trees, including trees in contractor's works sites. 						^
S6.12	LV2	<p><u>Decorative Hoarding</u></p> <ul style="list-style-type: none"> Erection of decorative screen during construction stage to screen off undesirable views of the construction site for visual and landscape sensitive areas. Hoarding should be designed to be compatible with the existing urban context. <p><u>Management of facilities on work sites</u></p> <ul style="list-style-type: none"> To provide proper management of the facilities on the sites, give control on the height and disposition/ arrangement of all facilities on the works site to minimize visual impact to adjacent VSRs. 	Minimize visual & landscape impact	Contractor	Within Project Site	Detailed design and construction stage	<ul style="list-style-type: none"> EIAO – TM ETWB TCW 2/2004 ETWB TCW 3/2006 	^ N/A ⁽¹⁾
Air Quality (Construction Phase)								
/	A1	<p><u>Emission from Vehicles and Plants</u></p> <ul style="list-style-type: none"> All vehicles shall be shut down in intermittent use. Only well-maintained plant should be operated on-site and plant should be serviced regularly to avoid emission of black smoke. All diesel fuelled construction plant within the works areas shall be powered by ultra low sulphur diesel fuel (ULSD). 	Reduce air pollution emission from construction vehicles and plants	Contractor	All construction sites	Construction stage	<ul style="list-style-type: none"> APCO To control the air quality to meet HKAQO and TM-EIA criteria 	^

EIA Ref.	EM&A Log Ref	Recommended Mitigation Measures	Objectives of the recommended Measures & Main Concerns to address	Who to implement the measures?	Location of the measures	When to Implement the measures?	What requirements or standards for the measures to achieve?	Status
/	A2	Open burning shall be prohibited.	Reduce air pollution emission from work site.	Contractor	All construction sites	Construction stage	<ul style="list-style-type: none"> • APCO • To control the air quality to meet HKAQO and TM-EIA criteria 	^
Construction Dust Impact								
S7.6.5	D1	The contractor shall follow the procedures and requirements given in the Air Pollution Control (Construction Dust) Regulation	Minimize dust impact at the nearby sensitive receivers	Contractor	All Construction Sites	Construction stage	<ul style="list-style-type: none"> • APCO • To control the dust impact to meet HKAQO and TM-EIA criteria 	*
S7.6.5	D2	Mitigation measures in form of regular watering under a good site practice should be adopted. Watering once per hour on exposed worksites and haul road in the Kowloon area should be conducted to achieve dust removal efficiencies of 91.7%. While the above watering frequencies are to be followed, the extent of watering may vary depending on actual site conditions but should be sufficient to maintain an equivalent intensity of no less than 1.8 L/m ² to achieve the dust removal efficiency	Minimize dust impact at the nearby sensitive receivers	Contractor	All Construction Sites	Construction stage	<ul style="list-style-type: none"> • APCO • To control the dust impact to meet HKAQO and TM-EIA criteria 	^

EIA Ref.	EM&A Log Ref	Recommended Mitigation Measures	Objectives of the recommended Measures & Main Concerns to address	Who to implement the measures?	Location of the measures	When to Implement the measures?	What requirements or standards for the measures to achieve?	Status
S7.6.5	D3	<ul style="list-style-type: none"> • Proper watering of exposed spoil should be undertaken throughout the construction phase; • Any excavated or stockpile of dusty material should be covered entirely by impervious sheeting or sprayed with water to maintain the entire surface wet and then removed or backfilled or reinstated where practicable within 24 hours of the excavation or unloading; • Any dusty materials remaining after a stockpile is removed should be wetted with water and cleared from the surface of roads; • A stockpile of dusty material should not be extend beyond the pedestrian barriers, fencing or traffic cones; • The load of dusty materials on a vehicle leaving a construction site should be covered entirely by impervious sheeting to ensure that the dusty materials do not leak from the vehicle; • Where practicable, vehicle washing facilities with high pressure water jet should be provided at every discernible or designated vehicle exit point. The area where vehicle washing takes place and the road section between the washing facilities and the exit point should be paved with concrete, bituminous materials or hardcores; 	Minimize dust impact at the nearby sensitive receivers	Contractor	All Construction Sites	Construction stage	<ul style="list-style-type: none"> • APCO • To control the dust impact to meet HKAQO and TM-EIA criteria 	<p style="text-align: center;">^</p> <p style="text-align: center;">*</p> <p style="text-align: center;">^</p> <p style="text-align: center;">^</p> <p style="text-align: center;">^</p> <p style="text-align: center;">^</p>

EIA Ref.	EM&A Log Ref	Recommended Mitigation Measures	Objectives of the recommended Measures & Main Concerns to address	Who to implement the measures?	Location of the measures	When to Implement the measures?	What requirements or standards for the measures to achieve?	Status
		<ul style="list-style-type: none"> • When there are open excavation and reinstatement works, hoarding of not less than 2.4m high should be provided and properly maintained as far as practicable along the site boundary with provision for public crossing; Good site practice shall also be adopted by the Contractor to ensure the conditions of the hoardings are properly maintained throughout the construction period; • The portion of any road leading only to construction site that is within 30m of a vehicle entrance or exit should be kept clear of dusty materials; • Surfaces where any pneumatic or power-driven drilling, cutting, polishing or other mechanical breaking operation takes place should be sprayed with water or a dust suppression chemical continuously; • Any area that involves demolition activities should be sprayed with water or a dust suppression chemical immediately prior to, during and immediately after the activities so as to maintain the entire surface wet; • Where a scaffolding is erected around the perimeter of a building under construction, effective dust screens, sheeting or netting 						<p style="text-align: center;">^</p> <p style="text-align: center;">^</p> <p style="text-align: center;">^</p> <p style="text-align: center;">N/A⁽²⁾</p> <p style="text-align: center;">N/A⁽²⁾</p>

EIA Ref.	EM&A Log Ref	Recommended Mitigation Measures	Objectives of the recommended Measures & Main Concerns to address	Who to implement the measures?	Location of the measures	When to Implement the measures?	What requirements or standards for the measures to achieve?	Status
		<p>should be provided to enclose the scaffolding from the ground floor level of the building, or a canopy should be provided from the first floor level up to the highest level of the scaffolding;</p> <ul style="list-style-type: none"> • Any skip hoist for material transport should be totally enclosed by impervious sheeting; • Every stock of more than 20 bags of cement or dry pulverized fuel ash (PFA) should be covered entirely by impervious sheeting or placed in an area sheltered on the top and the 3 sides; • Cement or dry PFA delivered in bulk should be stored in a closed silo fitted with an audible high level alarm which is interlocked with the material filling line and no overfilling is allowed; • Loading, unloading, transfer, handling or storage of bulk cement or dry PFA should be carried out in a totally enclosed system or facility, and any vent or exhaust should be fitted with an effective fabric filter or equivalent air pollution control system; and • Exposed earth should be properly treated by compaction, turfing, hydroseeding, vegetation planting or sealing with latex, vinyl, bitumen, shotcrete or other suitable surface stabiliser within six months after the last construction activity on the construction site or part of the construction site where the exposed earth lies. 						<p>N/A⁽²⁾</p> <p>N/A⁽²⁾</p> <p>N/A⁽²⁾</p> <p>N/A⁽²⁾</p> <p>N/A⁽²⁾</p>

EIA Ref.	EM&A Log Ref	Recommended Mitigation Measures	Objectives of the recommended Measures & Main Concerns to address	Who to implement the measures?	Location of the measures	When to Implement the measures?	What requirements or standards for the measures to achieve?	Status
S7.6.5	D4	The following mitigation measures should be adopted to prevent fugitive dust emissions at barging point: <ul style="list-style-type: none"> • All road surface within the barging facilities will be paved; • Dust enclosures will be provided for the loading ramp; • Vehicles will be required to pass through designated wheels wash facilities; and • Continuous water spray at the loading points 	Control construction dust	Contractor	Kai Tak Barging Point	Construction stage	• Air Pollution Control (Construction Dust) Regulation	^ * ^ ^
S7.6.5	D5	<ul style="list-style-type: none"> • For the unloading of spoil from trucks at barging point, installation of 3-sided screen with top tipping hall and operating water spraying and flexible dust curtains at the discharge point for dust suppression. 	Minimize dust impact at the nearby sensitive receivers	Contractor	Barging Points	Construction stage	• APCO • To control the dust impact to meet HKAQO and TM-EIA criteria • EP Condition 2.18 (c)	^
S7.6.5	D6	Implement regular dust monitoring under EM&A programme during the construction stage.	Monitoring of dust impact	Contractor	Selected representative dust monitoring station	Construction stage	• TM-EIA	N/A ⁽¹⁾

EIA Ref.	EM&A Log Ref	Recommended Mitigation Measures	Objectives of the recommended Measures & Main Concerns to address	Who to implement the measures?	Location of the measures	When to Implement the measures?	What requirements or standards for the measures to achieve?	Status
Construction Noise (Airborne)								
S8.3.6	N1	Implement the following good site practices: <ul style="list-style-type: none"> • Only well-maintained plant should be operated on-site and plant should be serviced regularly during the construction programme; • Machines and plant (such as trucks, cranes) that may be in intermittent use should be shut down between work periods or should be throttled down to a minimum; • Plant known to emit noise strongly in one direction, where possible, be orientated so that the noise is directed away from nearby NSRs; • Silencers or mufflers on construction equipment should be properly fitted and maintained during the construction works; • Mobile plant should be sited as far away from NSRs as possible and practicable; • Material stockpiles, mobile container site office and other structures should be effectively utilized, where practicable, to screen noise from on-site construction activities. 	Control construction airborne noise	Contractor	All Construction Sites	Construction stage	• Annex 5, TM-EIA	^ ^ ^ N/A ⁽²⁾ ^ N/A ⁽²⁾
S8.3.6	N2	Install temporary hoarding located on the site boundaries between noisy construction activities and NSRs. The conditions of the hoardings shall be properly maintained throughout the construction period.	Reduce the construction noise levels at low-level zone of NSRs through partial screening.	Contractor	All Construction Sites	Construction stage	• Annex 5, TM-EIA	^

EIA Ref.	EM&A Log Ref	Recommended Mitigation Measures	Objectives of the recommended Measures & Main Concerns to address	Who to implement the measures?	Location of the measures	When to Implement the measures?	What requirements or standards for the measures to achieve?	Status
S8.3.6	N3	Install movable noise barriers (typical design is wooden framed barrier with a small-cantilevered on a skid footing with 25mm thick internal sound absorptive lining), acoustic mat or full enclosure, screen the noisy plants including air compressor, generators and saw.	Screen the noisy plant items to be used at all construction sites	Contractor	All Construction Sites	Construction stage	• Annex 5, TM-EIA	N/A ⁽¹⁾
S8.3.6	N4	Use “Quiet plants”	Reduce the noise levels of plant items	Contractor	All Construction Sites where practicable	Construction stage	• Annex 5, TM-EIA	^
S8.3.6	N5	Sequencing operation of construction plants where practicable.	Operate sequentially within the same work site to reduce the construction airborne noise	Contractor	All Construction Sites where practicable	Construction stage	• Annex 5, TM-EIA	N/A ⁽¹⁾
S8.3.6	N6	Implement a noise monitoring under EM&A programme.	Monitor the construction noise levels at the selected representative locations	Contractor	Selected representative noise monitoring station	Construction stage	•TM-EIA	N/A ⁽¹⁾

EIA Ref.	EM&A Log Ref	Recommended Mitigation Measures	Objectives of the recommended Measures & Main Concerns to address	Who to implement the measures?	Location of the measures	When to Implement the measures?	What requirements or standards for the measures to achieve?	Status
Water Quality (Construction Phase)								
S10.7.1	W1	<p>In accordance with the Practice Note for Professional Persons on Construction Site Drainage, Environmental Protection Department, 1994 (ProPECC PN1/94), construction phase mitigation measures shall include the following:</p> <p><u>Construction Runoff and Site Drainage</u></p> <ul style="list-style-type: none"> At the start of site establishment (including the barging facilities), perimeter cut-off drains to direct off-site water around the site should be constructed with internal drainage works and erosion and sedimentation control facilities implemented. Channels (both temporary and permanent drainage pipes and culverts), earth bunds or sand bag barriers should be provided on site to direct stormwater to silt removal facilities. The design of the temporary on-site drainage system will be undertaken by the contractor prior to the commencement of construction. The dikes or embankments for flood protection should be implemented around the boundaries of earthwork areas. Temporary ditches should be provided to facilitate the runoff discharge into an appropriate watercourse, through a site/sediment trap. The sediment/silt traps should be incorporated 	To minimize water quality impact from construction site runoff and general construction activities	Contractor	All construction sites where practicable	Construction stage	<ul style="list-style-type: none"> Water Pollution Control Ordinance ProPECC PN1/94 TM-EIAO TM-Water 	<p>^</p> <p>^</p>

EIA Ref.	EM&A Log Ref	Recommended Mitigation Measures	Objectives of the recommended Measures & Main Concerns to address	Who to implement the measures?	Location of the measures	When to Implement the measures?	What requirements or standards for the measures to achieve?	Status
		<p>in the permanent drainage channels to enhance deposition rates. The design of efficient silt removal facilities should be based on the guidelines in Appendix A1 of ProPECC PN 1/94, which states that the retention time for silt/sand traps should be 5 minutes under maximum flow conditions. Sizes may vary depending upon the flow rate, but for a flow rate of 0.1 m³/s a sedimentation basin of 30m³ would be required and for a flow rate of 0.5 m³/s the basin would be 150 m³. The detailed design of the sand/silt traps shall be undertaken by the contractor prior to the commencement of construction.</p> <ul style="list-style-type: none"> • All exposed earth areas should be completed and vegetated as soon as possible after earthworks have been completed, or alternatively, within 14 days of the cessation of earthworks where practicable. Exposed slope surfaces should be covered by tarpaulin or other means. • The overall slope of the site should be kept to a minimum to reduce the erosive potential of surface water flows, and all traffic areas and access roads protected by coarse stone ballast. An additional advantage accruing from the use of crushed stone is the positive traction gained during prolonged periods of inclement 						<p style="text-align: center;">^</p> <p style="text-align: center;">^</p>

EIA Ref.	EM&A Log Ref	Recommended Mitigation Measures	Objectives of the recommended Measures & Main Concerns to address	Who to implement the measures?	Location of the measures	When to Implement the measures?	What requirements or standards for the measures to achieve?	Status
		<p>weather and the reduction of surface sheet flows.</p> <ul style="list-style-type: none"> • All drainage facilities and erosion and sediment control structures should be regularly inspected and maintained to ensure proper and efficient operation at all times and particularly following rainstorms. Deposited silt and grit should be removed regularly and disposed of by spreading evenly over stable, vegetated areas. • Measures should be taken to minimize the ingress of site drainage into excavations. If the excavation of trenches in wet periods is necessary, they should be dug and backfilled in short sections wherever practicable. Water pumped out from trenches or foundation excavations should be discharged into storm drains via silt removal facilities. • Open stockpiles of construction materials (for example, aggregates, sand and fill material) of more than 50m³ should be covered with tarpaulin or similar fabric during rainstorms. • Measures should be taken to prevent the washing away of construction materials, soil, silt or debris into any drainage system. Manholes (including newly constructed ones) should always be adequately covered and temporarily sealed so as to prevent silt, construction materials or debris being washed into the drainage 						<p>^</p> <p>^</p> <p>N/A⁽¹⁾</p> <p>^</p>

EIA Ref.	EM&A Log Ref	Recommended Mitigation Measures	Objectives of the recommended Measures & Main Concerns to address	Who to implement the measures?	Location of the measures	When to Implement the measures?	What requirements or standards for the measures to achieve?	Status
		<p>system and storm runoff being directed into foul sewers</p> <ul style="list-style-type: none"> • Precautions be taken at any time of year when rainstorms are likely, actions to be taken when a rainstorm is imminent or forecasted, and actions to be taken during or after rainstorms are summarised in Appendix A2 of ProPECC PN 1/94. Particular attention should be paid to the control of silty surface runoff during storm events, especially for areas located near steep slopes • All vehicles and plant should be cleaned before leaving a construction site to ensure no earth, mud, debris and the like is deposited by them on roads. An adequately designed and sited wheel washing facilities should be provided at every construction site exit where practicable. Wash-water should have sand and silt settled out and removed at least on a weekly basis to ensure the continued efficiency of the process. The section of access road leading to, and exiting from, the wheel-wash bay to the public road should be paved with sufficient backfall toward the wheel-wash bay to prevent vehicle tracking of soil and silty water to public roads and drains. • Oil interceptors should be provided in the drainage system downstream of any oil/fuel pollution sources. The oil interceptors 						<p>^</p> <p>^</p> <p>^</p>

EIA Ref.	EM&A Log Ref	Recommended Mitigation Measures	Objectives of the recommended Measures & Main Concerns to address	Who to implement the measures?	Location of the measures	When to Implement the measures?	What requirements or standards for the measures to achieve?	Status
		<p>should be emptied and cleaned regularly to prevent the release of oil and grease into the storm water drainage system after accidental spillage. A bypass should be provided for the oil interceptors to prevent flushing during heavy rain.</p> <ul style="list-style-type: none"> • Construction solid waste, debris and rubbish on site should be collected, handled and disposed of properly to avoid water quality impacts. • All fuel tanks and storage areas should be provided with locks and sited on sealed areas, within bunds of a capacity equal to 110% of the storage capacity of the largest tank to prevent spilled fuel oils from reaching water sensitive receivers nearby. • All the earth works involving should be conducted sequentially to limit the amount of construction runoff generated from exposed areas during the wet season (April to September) as far as practicable. • Adopt best management practices. 						<p style="text-align: center;">^</p> <p style="text-align: center;">^</p> <p style="text-align: center;">N/A⁽²⁾</p> <p style="text-align: center;">^</p>
S10.7.1	W3	<p><u>Sewage Effluent</u></p> <ul style="list-style-type: none"> • Portable chemical toilets and sewage holding tanks are recommended for handling the construction sewage generated by the workforce. A licensed contractor should be employed to provide appropriate and adequate portable toilets and be responsible for appropriate disposal and maintenance. 	To minimize water quality from sewage effluent	Contractor	All construction sites where practicable	Construction stage	<ul style="list-style-type: none"> • Water Pollution Control Ordinance • TM-water 	^

EIA Ref.	EM&A Log Ref	Recommended Mitigation Measures	Objectives of the recommended Measures & Main Concerns to address	Who to implement the measures?	Location of the measures	When to Implement the measures?	What requirements or standards for the measures to achieve?	Status
S10.7.1	W4	<p><u>Groundwater from Contaminated Area:</u></p> <ul style="list-style-type: none"> No direct discharge of groundwater from contaminated areas should be adopted. Prior to the excavation works within these potentially contaminated areas, the groundwater quality should be reviewed with reference to the site investigation data in this EIA report for compliance to the Technical Memorandum on Standards for Effluents Discharged into Drainage on Sewerage Systems, Inland and Coastal Waters (TM-Water) and the existence of prohibited substance should be confirmed. The review results should be submitted to EPD for examination. If the review results indicated that the groundwater to be generated from the excavation works would be contaminated, the contaminated groundwater should be either properly treated in compliance with the requirements of the TM-Water or properly recharged into the ground. If wastewater treatment is deployed, the wastewater treatment unit shall deploy suitable treatment process (e.g. oil interceptor / activated carbon) to reduce the pollution level to an acceptable standard and remove any prohibited substances (e.g. TPH) to undetectable range. All treated effluent from wastewater treatment 	To minimize groundwater quality impact from contaminated area	Contractor	Excavation areas where contamination is found.	Construction stage	<ul style="list-style-type: none"> Water Pollution Control Ordinance TM-water TM-EIAO 	<p>N/A⁽¹⁾</p> <p>N/A⁽¹⁾</p>

EIA Ref.	EM&A Log Ref	Recommended Mitigation Measures	Objectives of the recommended Measures & Main Concerns to address	Who to implement the measures?	Location of the measures	When to Implement the measures?	What requirements or standards for the measures to achieve?	Status
		<p>plant shall meet the requirements as stated in TM-Water and should be discharged into the foul sewers</p> <ul style="list-style-type: none"> If groundwater recharging wells are deployed, recharging wells should be installed as appropriate for recharging the contaminated groundwater back into the ground. The recharging wells should be selected at places where the groundwater quality will not be affected by the recharge operation as indicated in the Section 2.3 of TM-Water. The baseline groundwater quality shall be determined prior to the selection of the recharge wells, and submit a working plan (including the laboratory analytical results showing the quality of groundwater at the proposed recharge location(s) as well as the pollutant levels of groundwater to be recharged) to EPD for agreement. Pollution levels of groundwater to be recharged shall not be higher than pollutant levels of ambient groundwater at the recharge well. Prior to recharge, any prohibited substances such as TPH products should be removed as necessary by installing the petrol interceptor. The Contractor should apply for a discharge licence under the WPCO through the Regional Office of EPD for groundwater recharge operation or discharge of treated groundwater. 						N/A ⁽¹⁾

EIA Ref.	EM&A Log Ref	Recommended Mitigation Measures	Objectives of the recommended Measures & Main Concerns to address	Who to implement the measures?	Location of the measures	When to Implement the measures?	What requirements or standards for the measures to achieve?	Status
S10.7.1	W5	<p><u>Dredging Works</u></p> <p>The following good practice shall apply for the dredging works:</p> <ul style="list-style-type: none"> • Install efficient silt curtains at the point of seawall dredging to control the dispersion of SS; • Implement water quality monitoring to ensure effective control of water pollution and recommend additional mitigation measures required; • The decent speed of grabs should be controlled to minimize the seabed impact and to reduce the volume of over-dredging; and • All vessels should be sized so that adequate clearance is maintained between vessels and the seabed in all tide conditions, to ensure that undue turbidity is not generated by turbulence from vessel movement or propeller wash. 	To minimize sediment suspension during dredging	Contractor	Kai Tak Barging Point during dredging works	Dredging period	<ul style="list-style-type: none"> • Water Pollution Control Ordinance • TM-EIAO 	<p>N/A⁽²⁾</p> <p>N/A⁽²⁾</p> <p>N/A⁽²⁾</p> <p>N/A⁽²⁾</p>
S10.7.1	W6	<p><u>Operation of Barging Facilities</u></p> <p>The following good practice shall apply for the barging facilities operations:</p> <ul style="list-style-type: none"> • All barges should be fitted with tight bottom seals to prevent leakage of materials during transport; • Barges or hoppers should not be filled to a level that will cause overflow of materials or polluted water during loading or 	To minimize water quality impact from operation of barging facility	Contractor	All barging facilities	Construction stage	<ul style="list-style-type: none"> • Water Pollution Control Ordinance • TM-EIA 	<p>^</p> <p>^</p>

EIA Ref.	EM&A Log Ref	Recommended Mitigation Measures	Objectives of the recommended Measures & Main Concerns to address	Who to implement the measures?	Location of the measures	When to Implement the measures?	What requirements or standards for the measures to achieve?	Status
		transportation; <ul style="list-style-type: none"> All vessels should be sized so that adequate clearance is maintained between vessels and the seabed in all tide conditions, to ensure that undue turbidity is not generated by turbulence from vessel movement or propeller wash; Loading of barges and hoppers should be controlled to prevent splashing of material into the surrounding water; and Mitigation measures as outlined in W1 should be applied to minimise water quality impacts from site runoff and open stockpile spoils at the proposed barging facilities where appropriate. 						^ * ^
S10.7.1	W7	In order to prevent accidental spillage of chemicals, the following is recommended: <ul style="list-style-type: none"> All the tanks, containers, storage area should be bunded and the locations should be locked as far as possible from the sensitive watercourse and stormwater drains. The Contractor should register as a chemical waste producer if chemical wastes would be generated. Storage of chemical waste arising from the construction activities should be stored with suitable labels and warnings. Disposal of chemical wastes should be conducted in compliance with the requirements as stated in the Waste disposal (Chemical Waste) (General) Regulation. 	To minimize water quality impact from accidental spillage	Contractor	All construction sites where practicable	Construction stage	<ul style="list-style-type: none"> Water Pollution Control Ordinance ProPECC PN1/94 TM-EIAO TM-Water 	^ ^ ^

EIA Ref.	EM&A Log Ref	Recommended Mitigation Measures	Objectives of the recommended Measures & Main Concerns to address	Who to implement the measures?	Location of the measures	When to Implement the measures?	What requirements or standards for the measures to achieve?	Status
S10.7.1	W8	Implement a marine water quality monitoring programme	Monitor marine water quality prior to and during dredging period	Contractor	At identified monitoring location	Prior to and during dredging period	<ul style="list-style-type: none"> • Water Pollution Control Ordinance • TM-water • EIA-TM 	^
Waste Management (Construction Waste)								
S11.4.1.1	WM1	<u>On-site sorting of C&D material</u> <ul style="list-style-type: none"> • Geological assessment should be carried out by competent persons on site during excavation to identify materials which are not suitable to use as aggregate in structural concrete (e.g. volcanic rock, Aplite dyke rock, etc). Volcanic rock and Aplite dyke rock should be separated at the source sites as far as practicable and stored at designated stockpile areas preventing them from delivering to crushing facilities. The crushing plant operator should also be reminded to set up measures to prevent unsuitable rock from ended up at concrete batching plants and be turned into concrete for structural use. Details regarding control measures at source site and crushing facilities should be submitted by the Contractors for the Engineer to review and agree. In addition, site records should also be kept for the types of rock materials excavated and the traceability of delivery will be ensured with the implementation of Trip Ticket System and enforced by site 	Separation of unsuitable rock from ending up at concrete batching plants and be turned into concrete for structural use	Contractor	All construction sites	Construction stage	<ul style="list-style-type: none"> • DEVB TC(W) No. 6/2010 	N/A ⁽²⁾

EIA Ref.	EM&A Log Ref	Recommended Mitigation Measures	Objectives of the recommended Measures & Main Concerns to address	Who to implement the measures?	Location of the measures	When to Implement the measures?	What requirements or standards for the measures to achieve?	Status
		<p>supervisory staff as stipulated under DEVB TC(W) No. 6/2010 for tracking of the correct delivery to the rock crushing facilities for processing into aggregates. Alternative disposal option for the reuse of volcanic rock and Aplite Dyke rock, etc should also be explored.</p>						
S11.5.1	WM2	<p><u>Construction and Demolition Material</u></p> <ul style="list-style-type: none"> • Maintain temporary stockpiles and reuse excavated fill material for backfilling and reinstatement; • Carry out on-site sorting; • Make provisions in the Contract documents to allow and promote the use of recycled aggregates where appropriate; • Adopt 'Selective Demolition' technique to demolish the existing structures and facilities with a view to recovering broken concrete effectively for recycling purpose, where possible; • Implement a trip-ticket system for each works contract to ensure that the disposal of C&D materials are properly documented and verified; and • Implement an enhanced Waste Management Plan similar to ETWBTC (Works) No. 19/2005 – "Environmental Management on Construction Sites" to encourage on-site sorting of C&D materials and to minimize their generation during the course of construction. 	<p>Good site practice to minimize the waste generation and recycle the C&D materials as far as practicable so as to reduce the amount for final disposal</p>	Contractor	All construction sites	Construction stage	<ul style="list-style-type: none"> • Land (Miscellaneous Provisions) Ordinance • Waste Disposal Ordinance • ETWB TCW No. 19/2005 	<p>N/A⁽²⁾</p> <p>N/A⁽²⁾</p> <p>N/A⁽²⁾</p> <p>N/A⁽²⁾</p> <p>^</p> <p>^</p>

EIA Ref.	EM&A Log Ref	Recommended Mitigation Measures	Objectives of the recommended Measures & Main Concerns to address	Who to implement the measures?	Location of the measures	When to Implement the measures?	What requirements or standards for the measures to achieve?	Status
		<ul style="list-style-type: none"> In addition, disposal of the C&D materials onto any sensitive locations such as agricultural lands, etc. should be avoided. The Contractor shall propose the final disposal sites to the Project Proponent and get its approval before implementation 						^
S11.5.1	WM3	<p><u>C&D Waste</u></p> <ul style="list-style-type: none"> Standard formwork or pre-fabrication should be used as far as practicable in order to minimize the arising of C&D materials. The use of more durable formwork or plastic facing for the construction works should be considered. Use of wooden hoardings should not be used, as in other projects. Metal hoarding should be used to enhance the possibility of recycling. The purchasing of construction materials will be carefully planned in order to avoid over ordering and wastage. The Contractor should recycle as much of the C&D materials as possible on-site. Public fill and C&D waste should be segregated and stored in different containers or skips to enhance reuse or recycling of materials and their proper disposal. Where practicable, concrete and masonry can be crushed and used as fill. Steel reinforcement bar can be used by scrap steel mills. Different areas of the sites should be considered for such segregation and storage. 	<p>Good site practice to minimize the waste generation and recycle the C&D materials as far as practicable so as to reduce the amount for final disposal</p>	Contractor	All construction sites	Construction stage	<ul style="list-style-type: none"> Land (Miscellaneous Provisions) Ordinance Waste Disposal Ordinance ETWB TCW No.19/2005 	<p>^</p> <p>N/A⁽²⁾</p>

EIA Ref.	EM&A Log Ref	Recommended Mitigation Measures	Objectives of the recommended Measures & Main Concerns to address	Who to implement the measures?	Location of the measures	When to Implement the measures?	What requirements or standards for the measures to achieve?	Status
S11.5.1	WM4	<p><u>General Refuse</u></p> <ul style="list-style-type: none"> General refuse generated on-site should be stored in enclosed bins or compaction units separately from construction and chemical wastes. A reputable waste collector should be employed by the Contractor to remove general refuse from the site, separately from construction and chemical wastes, on a daily basis to minimize odour, pest and litter impacts. Burning of refuse on construction sites is prohibited by law. Aluminium cans are often recovered from the waste stream by individual collectors if they are segregated and made easily accessible. Separate labelled bins for their deposit should be provided if feasible. Office wastes can be reduced through the recycling of paper if volumes are large enough to warrant collection. Participation in a local collection scheme should be considered by the Contractor. 	Minimize production of the general refuse and avoid odour, pest and litter impacts	Contractor	All construction sites	Construction stage	• Waste Disposal Ordinance	* ^ ^ ^
S11.5.1	WM6	<p><u>Land-based and Marine-based Sediment</u></p> <ul style="list-style-type: none"> All construction plant and equipment shall be designed and maintained to minimize the risk of silt, sediments, contaminants or other pollutants being released into the water column or deposited 	To control pollution due to marine sediment	Contractor	Within Project Site Area	Construction Stage	• ETWB TCW No. 34/2002	N/A ⁽¹⁾

EIA Ref.	EM&A Log Ref	Recommended Mitigation Measures	Objectives of the recommended Measures & Main Concerns to address	Who to implement the measures?	Location of the measures	When to Implement the measures?	What requirements or standards for the measures to achieve?	Status
		<p>in the locations other than designated location;</p> <ul style="list-style-type: none"> • All vessels shall be sized such that adequate draft is maintained between vessels and the sea bed at all states of the tide to ensure that undue turbidity is not generated by turbulence from vessel movement or propeller wash; • Before moving the vessels which are used for transporting dredged material, excess material shall be cleaned from the decks and exposed fittings of vessels and the excess materials shall never be dumped into the sea except at the approved locations; • Adequate freeboard shall be maintained on barges to ensure that decks are not washed by wave action. • The Contractors shall monitor all vessels transporting material to ensure that no dumping outside the approved location takes place. The Contractor shall keep and produce logs and other records to demonstrate compliance and that journeys are consistent with designated locations and copies of such records shall be submitted to the engineers; • The Contractors shall comply with the conditions in the dumping licence. • All bottom dumping vessels (Hopper barges) shall be fitted with 						<p>N/A⁽¹⁾</p> <p>N/A⁽¹⁾</p> <p>N/A⁽¹⁾</p> <p>N/A⁽¹⁾</p> <p>N/A⁽¹⁾</p> <p>N/A⁽¹⁾</p>

EIA Ref.	EM&A Log Ref	Recommended Mitigation Measures	Objectives of the recommended Measures & Main Concerns to address	Who to implement the measures?	Location of the measures	When to Implement the measures?	What requirements or standards for the measures to achieve?	Status
		<p>tight fittings seals to their bottom openings to prevent leakage of material;</p> <ul style="list-style-type: none"> • The material shall be placed into the disposal pit by bottom dumping; • Contaminated marine mud shall be transported by spit barge of not less than 750m³ capacity and capable of rapid opening and discharge at the disposal site; • Discharge shall be undertaken rapidly and the hoppers shall be closed immediately. Material adhering to the sides of the hopper shall not be washed out of the hopper and the hopper shall remain closed until the barge returns to the disposal site. • For Type 3 special disposal treatment, sealing of contaminant with geosynthetic containment before dropping into designated mud pit would be a possible arrangement. A geosynthetic containment method is a method whereby the sediments are sealed in geosynthetic containers and, the containers would be dropped into the designated contaminated mud pit where they would be covered by further mud disposal and later by the mud pit capping at the disposal site, thereby fulfilling the requirements for fully confined mud disposal. 						<p>N/A⁽¹⁾</p> <p>N/A⁽¹⁾</p> <p>N/A⁽¹⁾</p> <p>N/A⁽¹⁾</p>

EIA Ref.	EM&A Log Ref	Recommended Mitigation Measures	Objectives of the recommended Measures & Main Concerns to address	Who to implement the measures?	Location of the measures	When to Implement the measures?	What requirements or standards for the measures to achieve?	Status
S11.5.1	WM7	<p><u>Chemical Waste</u></p> <ul style="list-style-type: none"> Chemical waste that is produced, as defined by Schedule 1 of the Waste Disposal (Chemical Waste) (General) Regulation, should be handled in accordance with the Code of Practice on the Packaging, Labelling and Storage of Chemical Wastes. Containers used for the storage of chemical wastes should be suitable for the substance they are holding, resistant to corrosion, maintained in a good condition, and securely closed; have a capacity of less than 450 liters unless the specification has been approved by the EPD; and display a label in English and Chinese in accordance with instructions prescribed in Schedule 2 of the regulation. The storage area for chemical wastes should be clearly labeled and used solely for the storage of chemical waste enclosed on at least 3 sides; have an impermeable floor and bunding of sufficient capacity to accommodate 110% of the volume of the largest container or 20 % of the total volume of waste stored in that area, whichever is the greatest; have adequate ventilation; covered to prevent rainfall entering; and arranged so that incompatible materials are adequately separated. 	Control the chemical waste and ensure proper storage, handling and disposal.	Contractor	All Construction Sites	Construction Stage	<ul style="list-style-type: none"> Waste Disposal (Chemical Waste) (General) Regulation Code of Practice on the Packaging, Labelling and Storage of Chemical Waste 	<p>^</p> <p>^</p> <p>^</p>

EIA Ref.	EM&A Log Ref	Recommended Mitigation Measures	Objectives of the recommended Measures & Main Concerns to address	Who to implement the measures?	Location of the measures	When to Implement the measures?	What requirements or standards for the measures to achieve?	Status
		<ul style="list-style-type: none">Disposal of chemical waste should be via a licensed waste collector; be to a facility licensed to receive chemical waste, such as the Chemical Waste Treatment Centre which also offers a chemical waste collection service and can supply the necessary storage containers; or be to a reuser of the waste, under approval from the EPD.						^

Remarks: ^ Compliance of mitigation measure X Non-compliance of mitigation measure

- Non-compliance but rectified by the contractor
- * Recommendation was made during site audit but improved/rectified by the contractor.

N/A⁽¹⁾ Not Applicable N/A⁽²⁾ Not Applicable at this stage

**APPENDIX F
WASTE GENERATION IN THE
REPORTING MONTH**

**APPENDIX G
COMPLAINT LOG**

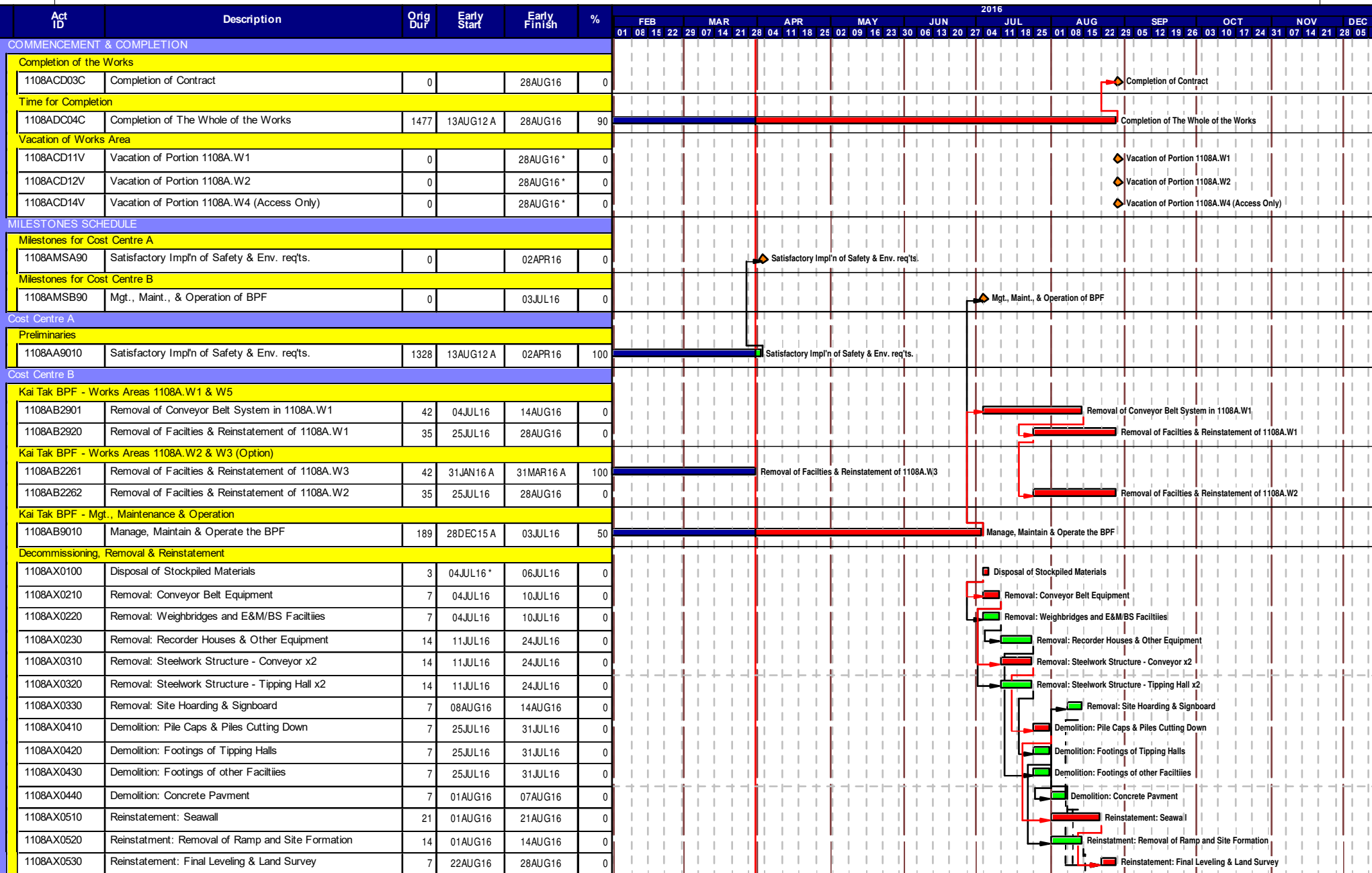
Appendix G - Complaint Log

Contractor Log Ref.	Complaint Location/ Nature	Incoming Complaint Reference no.	Complainant/ Date or Period of Complaint	Date of Complaint received	Details of Complaint	Investigation/ Mitigation Action	Status
6	Barging Point/ Construction Noise	15-05127	--/Night time after 11:00pm	12 March 2015	As per information from EPD, the complainant complained about the construction noise generated from the barge point at night after 11:00pm.	<p>According to the information provided by the Contractor, no construction activity in the site area, including barge operation has been carried out after 11:00 pm since the commencement of the project. All construction works carried out within the validity period of CNP were in compliance with the conditions stated in the valid CNP (Permit No.: GW-RE1017-14).</p> <p>It was observed that the Contractor has implemented appropriate noise mitigation measures to reduce noise nuisance generated from the work site. In addition, according to the EIA report and the EM&A Manual, it is anticipated that construction activities of this project would not cause any significant noise impact to the vicinity of the work site as there are no Noise Sensitive Receivers (NSRs) located within 300m from the barge point.</p> <p>The environmental conditions of the site and effectiveness of the implementation</p>	Closed

						of mitigation measures will be continuously reviewed and monitored by the Resident Site Staff and the Environmental Team.	
7	Barging Point / Dust and Disposal of Construction Waste	15-07297	-- / --	2 April 2015	As per the information from EPD, the complainant complained the dust generated from the discharge point at tipping halls and no water spraying was provided for the stockpile on vessel and land. In addition, the complainant complained that construction waste was disposed everywhere in Kai Tak Area.	<p>According to the information provided by the Contractor, all the construction waste generated from this Contract was disposed to the designated landfill (NENT) and no construction waste was disposed in Kai Tak Area. The construction waste disposal activities in Kai Tak Area outside the site boundary of this Contract were not related to this Contract.</p> <p>It was observed that the Contractor has implemented appropriate dust mitigation measures to reduce dust issue generated from the work site. In addition, according to the EIA Report and the EM&A Manual of the Project, it is anticipated that construction activities of this Contract would not cause any significant dust impact to the vicinity of the work site as there are no Air Sensitive Receivers (ASRs) located within 500m from the barging point.</p> <p>The environmental conditions of the site and effectiveness of the implementation of mitigation measures will be</p>	Closed

						continuously reviewed and monitored by the Resident Staff and the Environmental Team.	
8	Barging Point / Dust emission	15-10412	-- / --	4 May 2015	The complainant complained the dust generated from the transportation of sand and mud at the barge point and water spray was insufficient. In addition, no impervious sheeting for covering stockpiles was found.	<p>It was observed that the Contractor has implemented appropriate dust mitigation measures to reduce dust issue generated from the work site. In addition, according to the EIA Report and the EM&A Manual of the Project, it is anticipated that construction activities of this Contract would not cause any significant dust impact to the vicinity of the work site as there are no Air Sensitive Receivers (ASRs) located within 500m from the barging point.</p> <p>The environmental conditions of the site and effectiveness of the implementation of mitigation measures will be continuously reviewed and monitored by the Resident Site Staff and the Environmental Team.</p>	Closed

**APPENDIX H
TENTATIVE CONSTRUCTION
PROGRAMME**



Start date 10AUG12
 Finish date 28AUG16
 Data date 31MAR16
 Run date 10APR16
 Page number 1A
 Primavera Systems, Inc.

MTR SCL 1108A

KAI TAK BARGING POINT FACILITIES

- Early bar
- Progress bar
- Critical bar
- Summary bar
- ◆ Start milestone point
- ◆ Finish milestone point

Appendix B

**43rd EM&A Report for Works Contract 1109 –
Stations and Tunnels of Kowloon City Section**

MTR Corporation Limited

**Shatin to Central Link –
Tai Wai to Hung Hom Section**

Monthly EM&A Report No. 43

[Period from 1 to 31 March 2016]

Works Contract 1109 - Stations and Tunnels of
Kowloon City Section

(13 April 2016)

Certified by: *Mandy To* Mandy To

Position: Environmental Team Leader

Date: 13 April 2016

Samsung-Hsin Chong JV

Shatin to Central Link (SCL) - Tai
Wai to Hung Hom Section:
Works Contract 1109 - Stations and
Tunnels of Kowloon City Section
Monthly EM&A Report No.43

March 2016

Environmental Resources Management

16/F Berkshire House
25 Westlands Road
Quarry Bay, Hong Kong
Telephone: (852) 2271 3000
Facsimile: (852) 2723 5660
E-mail: post.hk@erm.com
<http://www.erm.com>

Samsung-Hsin Chong JV

Shatin to Central Link (SCL) - Tai
Wai to Hung Hom Section:
Works Contract 1109 - Stations and
Tunnels of Kowloon City Section
Monthly EM&A Report No.43

March 2016

Reference 0171181

For and on behalf of
ERM-Hong Kong, Limited

Approved by: Frank Wan

Signed:



Position: Partner

Date: 13 April 2016

CONTENTS

1	INTRODUCTION	1
1.1	<i>PURPOSE OF THE REPORT</i>	1
1.2	<i>STRUCTURE OF THE REPORT</i>	1
2	PROJECT INFORMATION	3
2.1	BACKGROUND	3
2.2	<i>GENERAL SITE DESCRIPTION</i>	3
2.3	<i>CONSTRUCTION PROGRAMME AND ACTIVITIES</i>	3
2.4	<i>PROJECT ORGANISATION</i>	4
2.5	<i>STATUS OF ENVIRONMENTAL LICENCES, NOTIFICATION AND PERMITS</i>	4
3	ENVIRONMENTAL MONITORING REQUIREMENTS	6
3.1	REGULAR CONSTRUCTION NOISE MONITORING	6
3.1.1	<i>Monitoring Location</i>	6
3.1.2	<i>Monitoring Parameter and Frequency</i>	6
3.1.3	<i>Monitoring Equipment and Methodology</i>	7
3.1.4	<i>Action and Limit Levels</i>	7
3.2	CONTINUOUS NOISE MONITORING	8
3.2.1	<i>Monitoring Location</i>	8
3.2.2	<i>Monitoring Parameter and Frequency</i>	9
3.2.3	<i>Monitoring Equipment and Methodology</i>	9
3.2.4	<i>Action and Limit Levels</i>	9
3.3	CONSTRUCTION DUST MONITORING	10
3.3.1	<i>Monitoring Location</i>	10
3.3.2	<i>Monitoring Parameter and Frequency</i>	11
3.3.3	<i>Monitoring Equipment</i>	11
3.3.4	<i>Monitoring Methodology</i>	12
3.3.5	<i>Action and Limit Levels</i>	14
3.4	CULTURAL HERITAGE	14
3.5	LANDSCAPE AND VISUAL MITIGATION MEASURES	15
4	IMPLEMENTATION STATUS OF THE ENVIRONMENTAL PROTECTION REQUIREMENTS	16
5	MONITORING RESULTS	17
5.1	REGULAR CONSTRUCTION NOISE MONITORING	17
5.2	CONTINUOUS NOISE MONITORING	17
5.3	CONSTRUCTION DUST MONITORING	17
5.4	CULTURAL HERITAGE	18
5.5	WASTE MANAGEMENT	18
5.6	LANDSCAPE AND VISUAL MITIGATION MEASURES	19
6	ENVIRONMENTAL SITE INSPECTION	20

7	ENVIRONMENTAL NON-CONFORMANCE	21
7.1	SUMMARY OF MONITORING EXCEEDANCE	21
7.2	SUMMARY OF ENVIRONMENTAL NON-COMPLIANCE	21
7.3	SUMMARY OF ENVIRONMENTAL COMPLAINT	21
7.4	SUMMARY OF ENVIRONMENTAL SUMMON AND SUCCESSFUL PROSECUTION	21
8	FUTURE KEY ISSUES	22
8.1	KEY ISSUES FOR THE COMING MONTH	22
8.2	MONITORING SCHEDULE FOR THE NEXT MONTH	22
8.3	CONSTRUCTION PROGRAMME FOR THE NEXT MONTH	22
9	CONCLUSIONS	23

LIST OF ANNEXES

<i>Annex A</i>	<i>The Alignment and Works Area for Works Contract</i>
<i>Annex B</i>	<i>Construction Programme for the Reporting Month and Coming Month</i>
<i>Annex C</i>	<i>Project Organisation Chart and Contact Detail</i>
<i>Annex D</i>	<i>Locations of Monitoring Stations for Noise and Dust Monitoring</i>
<i>Annex E</i>	<i>Monitoring Schedule of the Reporting Period and the Next Month</i>
<i>Annex F</i>	<i>Calibration Reports</i>
<i>Annex G</i>	<i>Summary of Event/Action Plans</i>
<i>Annex H</i>	<i>Summary of Implementation Status of Environmental Mitigation</i>
<i>Annex I-1</i>	<i>Regular Noise Monitoring Results</i>
<i>Annex I-2</i>	<i>Continuous Noise Monitoring Results</i>
<i>Annex J</i>	<i>Construction Dust Monitoring Results</i>
<i>Annex K</i>	<i>Waste Flow Table</i>
<i>Annex L</i>	<i>Investigation Reports</i>
<i>Annex M</i>	<i>Details of Complaint Findings</i>
<i>Annex N</i>	<i>Environmental Complaint, Environmental Summon and Prosecution Log</i>

EXECUTIVE SUMMARY

The construction works of **MTR Shatin to Central Link Works Contract 1109 – Stations and Tunnels of Kowloon City Section** commenced on 1 September 2012. This is the forty-third monthly Environmental Monitoring and Audit (EM&A) report presenting the EM&A works carried out during the period from 1 March 2016 to 31 March 2016 in accordance with the EM&A Manual.

Summary of the Construction Works undertaken during the Reporting Month

The major construction works undertaken during the reporting month include:

Construction Activities undertaken

Works in Ma Tau Wai (MTW)

- Along Ma Tau Wai Road and TKW/MTW Road Garden – EEP construction, trial pits for location of utilities, and station excavation and construction.

Works in To Kwa Wan (TKW)

- Olympic Garden – Construction of station entrance;
 - TKW Station – Pump installation, construction of TKW station, and tunnelling works;
 - Tam Kung Road – Shaft construction; and
 - Nam Kok Road – Installation of pipe pile.
-

Regular Construction Noise and Construction Dust Monitoring

A summary of the monitoring activities in this reporting period is listed below:

- Regular construction noise monitoring during normal working hours
 - NMS-CA-6 5 times
 - NMS-CA-7 5 times
 - NMS-CA-8 5 times
 - NMS-CA-9 5 times
 - NMS-CA-10 5 times
- Construction dust (24-hour TSP) monitoring
 - DMS-6 6 times
 - DMS-7 6 times
 - DMS-8 6 times
 - DMS-9 6 times
 - DMS-10 6 times

Continuous Noise Monitoring

Continuous noise monitoring is required at MTW-16-1 during this reporting month, according to the schedule presented in the latest approved CNMP.

Cultural Heritage

A License to Excavate and Search for Antiquities under Antiquities and Monuments Ordinance has been obtained from Antiquities and Monuments Office (AMO) on 29 October 2012. The archaeological survey-cum-excavation and additional investigation at the Sacred Hill (North) commenced

on 1 November 2012 and was conducted in accordance with the License and the approved Archaeological Action Plan (AAP). An updated AAP was submitted to AMO for renewal of the 1 year archaeological license. The license was renewed and granted by AMO on 24 October 2013. The updated AAP was submitted to EPD for approval on 11 October 2013 and it was approved on 1 November 2013. The fieldworks of the archaeological survey-cum-excavation and additional investigation were completed on 27 December 2013. The Interim Archaeological Report was provided to AMO in April 2014.

No vibration monitoring was conducted during the reporting period as relevant tunnelling work for this Works Contract had been completed in vicinity of the historical structures listed in EM&A Manual.

Waste Management

Wastes generated from this Project include inert construction and demolition (C&D) materials and non-inert C&D materials. About 13,662 m³ of inert C&D materials were generated from the Project, which were sent to 1108A Kai Tai Barging Facilities during the reporting month. 316 kg of plastics was generated and sent to recyclers for recycling during the reporting period. About 232 m³ of non-recyclable non-inert C&D materials, such as general refuse, were disposed of at NENT Landfill. No metal waste was generated during this reporting month. No of paper/cardboard packaging was generated and sent to recyclers for recycling during the reporting period. No chemical waste was generated during this reporting month.

Landscape and Visual

Bi-weekly inspection of the implementation of landscape and visual mitigation measures was conducted on 7 and 21 March 2016. No audit findings were observed during the reporting month. The implementation status is presented in *Section 5*.

Environmental Site Inspection

Joint weekly site inspections were conducted by representatives of the Contractor, Engineer and Contractor's ET on 7, 14, 21 and 29 March 2016. The representative of the IEC joined the site inspection on 14 March 2016. Details of the audit findings and implementation status are presented in *Section 6*.

Environmental Exceedance/Non-conformance/Compliant/Summons and Prosecution

No exceedance of the Limit Level of regular construction noise monitoring was recorded during the reporting period. The Action Level of construction noise (complaint received) was triggered once during the reporting period.

No exceedance of the Action and Limit Levels of 24-hour TSP monitoring was recorded during the reporting period.

Exceedances of the Action and Limit Levels of the continuous noise monitoring were recorded at MTW-16-1 on 1, 3 - 5, 10, 14, 15 and 19 March 2016. Investigation of exceedances had been completed and the investigation reports are presented in *Annex L*.

One complaint was received on 23 March 2016. Investigation of the complaints had been completed and the details of findings are presented in *Annex M*.

No summon or prosecution was received in this reporting period.

Future Key Issues

The major construction works to be undertaken in the next reporting month include:

Construction Activities to be undertaken

Work in Ma Tau Wai (MTW)

- Along Ma Tau Wai Road and TKW/MTW Road Garden – EEP construction, trial pits for location of utilities, and station excavation and construction.

Work in To Kwa Wan (TKW)

- Olympic Garden – Construction of station entrance;
 - Tam Kung Road – Shaft construction;
 - TKW Station – Pump installation, construction of TKW station, and tunnelling works; and
 - Nam Kok Road – Installation of pipe pile.
-

ERM-Hong Kong, Limited (ERM) was appointed by Samsung-Hsin Chong JV (SSHCJV) as the Environmental Team (Contractor's ET) to undertake the Environmental Monitoring and Audit (EM&A) programme during the construction phase of the **MTR Shatin to Central Link (SCL) Works Contract 1109 – Stations and Tunnels of Kowloon City Section** (the Project).

1.1 *PURPOSE OF THE REPORT*

This is the forty-third EM&A report which summarises the monitoring results and audit findings during the reporting period from 1 March to 31 March 2016.

1.2 *STRUCTURE OF THE REPORT*

Section 1 : Introduction

It details the purpose and structure of the report.

Section 2 : Project Information

It summarises the background and scope of the project, site description, project organisation and contact details, construction programme, construction works undertaken and status of the Environmental Permits/Licenses during the reporting period.

Section 3 : Environmental Monitoring Requirement

It summarises the monitoring parameters, programmes, methodologies, frequency, locations, Action and Limit Levels, Event /Action Plans.

Section 4 : Implementation Status of the Environmental Protection Requirements

It summarises the implementation of environmental protection measures during the reporting period.

Section 5 : Monitoring Results

It summarises the monitoring results obtained in the reporting period.

Section 6 : Environmental Site Inspection

It summarises the audit findings of the weekly site inspections undertaken within the reporting period.

Section 7 : Environmental Non-conformance

It summarises any monitoring exceedance, environmental complaints and summons within the reporting period.

Section 8 : **Future Key Issues**

It summarises the forecast of environmental impact and monitoring schedule for the next three months.

Section 9 : **Conclusions**

2 PROJECT INFORMATION

2.1 BACKGROUND

The Shatin to Central Link – Tai Wai to Hung Hom Section (hereafter referred to as SCL (TAW-HUH)) is an extension of the Ma On Shan Line and is approximately 11 km long. It links up with the West Rail Line at Hung Hom forming a strategic east-west rail corridor. It is a Designated Project under the *Environmental Impact Assessment Ordinance* (Cap. 499) (EIAO).

The construction of the SCL (TAW-HUH) has been divided into a series of civil construction Works Contracts and this Works Contract 1109 covers the construction of stations in To Kwa Wan (TKW) and Ma Tau Wai (MTW), and the tunnels between the TKW station and Ho Man Tin station (HOM).

2.2 GENERAL SITE DESCRIPTION

For the Works Contract 1109, the alignment runs from TKW station below Ma Tau Chung Road/Ma Tau Wai Road towards the west, reaching the MTW station. After leaving MTW station, the alignment passes Ko Shan Road and joins the HOM station at the intersection of Fat Kwong Street and Shun Yung Street. The underground sections of the alignment between TKW and HOM stations will be constructed by bored tunneling. Both the TKW and MTW stations will be constructed by cut-and-cover method.

The alignment and works area for the Works Contract 1109 are shown in *Annex A*.

2.3 CONSTRUCTION PROGRAMME AND ACTIVITIES

A summary of the major construction activities undertaken in this reporting period is shown in *Table 2.1*. The construction programme is presented in *Annex B*.

Table 2.1 *Summary of the Construction Activities Undertaken during the Reporting Month*

Construction Activities undertaken
<u><i>Works in Ma Tau Wai (MTW)</i></u>
<ul style="list-style-type: none">• Along Ma Tau Wai Road and TKW/MTW Road Garden – EEP construction, trial pits for location of utilities, and station excavation and construction.
<u><i>Works in To Kwa Wan (TKW)</i></u>
<ul style="list-style-type: none">• Olympic Garden – Construction of station entrance;• TKW Station – Pump installation, construction of TKW station, and tunnelling works;• Tam Kung Road – Shaft construction; and• Nam Kok Road – Installation of pipe pile.

2.4 PROJECT ORGANISATION

The project organisational chart and contact details are shown in *Annex C*.

2.5 STATUS OF ENVIRONMENTAL LICENCES, NOTIFICATION AND PERMITS

A summary of the valid permits, licences, and/or notifications on environmental protection for this Project is presented in *Table 2.2*.

Table 2.2 *Summary of the Status of Valid Environmental Licence, Notification, Permit and Documentations*

Permit/ Licences/ Notification	Reference	Validity Period	Remarks
Environmental Permit	EP-438/2012/J	Throughout the Contract	Permit granted on 29 February 2016
Notification of Construction Works under the Air Pollution Control (Construction Dust) Regulation (Form NA)	348516	13 August 2012 – 30 April 2017	-
Notification of Construction Works under Air Pollution Control (Construction Dust) Regulation (Form NB)	351125	16 October 2012 – 30 April 2017	-
Wastewater Discharge Licence			
Site at TKW	WT00019555-2014	30-September-2017	-
Site at MTW	WT00019556-2014	30-September-2017	-
Chemical Waste Producer Registration			
Site at TKW	5213-286-S3682-01	Throughout the Contract	-
Site at MTW	5213-242-S3682-02	Throughout the Contract	-
Construction Noise Permit			
- PME at SUW works Area 1	GW-RE0013-16	18 January 2016 – 17 June 2016	-
- PME at TKW Garden	GW-RE0090-16	12 February 2016 – 11 August 2016	-
- PME at Kai Tak Storage Yard 1	GW-RE0246-16	18 March 2016 – 17 September 2016	-
- PME at Kai Tak New Land 2	GW-RE0102-16	5 February 2016 – 27 July 2016	-
- PME at Tam Kung Road	GW-RE0226-16	18 March 2016 - 17 September 2016	-
- PME at MTW Road E1-E6	GW-RE0164-16	1 March 2016 - 31 March 2016	-
- PME at SUW works Area (TBM)	GW-RE0113-16	17 February 2016 to 16 March 2016	Superseded by GW-RE0183-16
-	GW-RE0183-16	8 March 2016 to 7 April 2016	-
- PME at Olympic Garden	GW-RE1062-15	23 October 2015 to 18 April 2016	-
- PME at Olympic Playground	GW-RE1277-15	25 December 2015 to 24 June 2016	-
- PME at TKW	GW-RE0106-16	8 February 2016 to 7	Superseded by GW-

Permit/ Licences/ Notification	Reference	Validity Period	Remarks
- <i>Opening (1-8)</i>	GW-RE0171-16	March 2016 7 March 2016 to 6 April 2016	RE0171-16 -
- <i>PME at MTW Road TTMS (Inclinometer)</i>	GW-RE0061-16	3 February 2016 to 31 March 2016	-
- <i>PME at MTW Road TTMS</i>	GW-RE0170-16	13 March 2016 to 20 March 2016	Expired
SP-Licence for TBM operation	L-3-249(1)	19 May 2015 – 18 May 2018	-
Billing Account for Disposal of Construction Waste	7015758	Throughout the Contract	-

3.1 REGULAR CONSTRUCTION NOISE MONITORING

3.1.1 Monitoring Location

In accordance with the EM&A Manual, monitoring of construction noise impact should be conducted at designated monitoring stations. Since access to some of the proposed monitoring locations stated in the EM&A Manual was either rejected or unavailable; alternative locations were proposed and agreed by the ER (Engineer's Representative), IEC (Independent Environmental Checker) and EPD (Environmental Protection Department). The construction noise monitoring locations are listed in *Table 3.1* and shown in *Annex D*. The noise sensitive receivers (NSRs) related to this Works Contract are also shown in *Annex D*.

Table 3.1 Regular Construction Noise Monitoring Location

Proposed Regular Construction Noise Monitoring Location	Description	Type of Measurement
NMS-CA-6 (a)	No.16-23 Nam Kok Road	Façade
NMS-CA-7	Skytower Tower 2	Façade
NMS-CA-8	SKH Good Shepherd Primary School	Façade
NMS-CA-9 (b)	Kong Yiu Mansion	Façade
NMS-CA-10	Chat Ma Mansion	Façade

Notes:

(a) Access to the monitoring location at Prosperity House (originally proposed in the approved EM&A Manual) was denied during the baseline monitoring. Furthermore, the alternative location, No. 420 Prince Edward Road West, used in the baseline monitoring was also not available as access permission was rejected by the owner of the building. An alternative location (No.16-23 Nam Kok Road) was proposed and approved by the ER and agreed by the IEC and EPD.

(b) As the Incorporated Owners Association of the monitoring location at Lucky Building (originally proposed in the approved EM&A Manual) did not reply to our request for access to their premise, an alternative location, Kong Yiu Mansion, was proposed and approved by the ER and agreed by the IEC and EPD.

3.1.2 Monitoring Parameter and Frequency

Weekly construction noise monitoring was conducted in accordance with the requirements stipulated in the EM&A Manual. If works are to be carried out during restricted hours, the conditions stipulated in the construction noise permit issued by the Noise Control Authority have to be followed. The monitoring schedule for this reporting period is shown in *Annex E*.

The construction noise levels were measured in terms of the A-weighted equivalent continuous sound pressure level (L_{Aeq}) in decibels dB(A). $L_{Aeq(30min)}$ was used as the monitoring metric for the time period between 0700 – 1900 hours on normal weekdays. The measured noise levels were logged every 5 minutes throughout the monitoring period.

3.1.3 *Monitoring Equipment and Methodology*

Construction noise measurements were conducted in accordance with the calibration and measurement procedures as stated in *Annex – General Calibration and Measurement Procedures of Technical Memorandum on Noise from Construction Work other than Percussive Piling (GW-TM)* issued under the *Noise Control Ordinance (NCO)* (Cap 400).

The sound level meters and calibrator used for the noise measurement, as listed in *Table 3.2*, compile with the IEC 651: 1979 and 804:1985 (Type 1) specification. The calibration certificates of the sound level meters are included in *Annex F*.

Table 3.2 *Noise Monitoring Equipment*

Monitoring Stations	Monitoring Equipment (Sound Level Meter and Calibrator)
NMS-CA-6, NMS-CA-7, NMS-CA-9 and NMS-CA-10	Calibrator: NC 73 (Serial No. 10997142) Sound Level Meter: NL 18 (Serial No. 00360030)
NMS-CA-8	Calibrator: NC-73 (Serial No. 10997142) Sound Level Meter: NL-31 (Serial No. 00320533)

Immediately prior to and following the noise measurements, the accuracy of the measurement equipment was checked using an acoustic calibrator generating a known sound pressure level at a known frequency.

Measurements were accepted when the calibration level from before and after the noise measurement agreed to be within 1.0 dB(A).

3.1.4 *Action and Limit Levels*

The Action and Limit Levels are presented in *Table 3.3* and the Event / Action Plan (EAP) for noise monitoring is presented in *Annex G*.

Table 3.3 Action and Limit Levels for Noise Monitoring

Time Period	Regular Noise Monitoring Location	Action Level	Limit Level
0700 - 1900 hours on normal weekdays	NMS- CA-6	When one documented valid complaint is received	75 dB(A)
	NMS- CA-7	When one documented valid complaint is received	75 dB(A)
	NMS- CA-8	When one documented valid complaint is received	70 dB(A) 65 dB(A) during examination periods 79 dB(A) ^(b) during the period of conducting the continuous noise monitoring
	NMS- CA-9	When one documented valid complaint is received	75 dB(A)
	NMS- CA-10	When one documented valid complaint is received	75 dB(A)

Notes:

(a) If works are to be carried out during restricted hours (ie, outside 0700 – 1900 from Monday to Saturday), the conditions stipulated in the construction noise permit issued by the Noise Control Authority have to be followed.

(b) The Limit Level of 79 dB(A) was updated on 22 August 2013 as per the latest Construction Noise Mitigation Measures Plan (CNMMP) and Continuous Noise Monitoring Plan (CNMP), which were approved by EPD.

3.2 CONTINUOUS NOISE MONITORING

3.2.1 Monitoring Locations

With reference to the Continuous Noise Monitoring Plan (CNMP) and EP Condition 2.10, continuous noise monitoring should be conducted during the construction of the SCL (TAW-HUH) under Works Contract 1109 at eight noise sensitive receivers (NSRs), where the predicted residual air-borne construction noise impacts exceed the relevant noise criteria. The proposed continuous noise monitoring locations are presented in *Table 3.4* and shown in *Annex D*.

Table 3.4 Proposed Continuous Noise Monitoring Locations

Continuous Noise Monitoring Location ^(a)	Description
TKW-3-2(B)	Hing Fu Building
MTW-12-3(A)	SKH Good Shepherd Primary School
MTW-12-4(A)	Kong Yiu Mansion
MTW-12-4-1(A)	59 Maidstone Road
MTW-12-10	Lucky Building (South Façade)
MTW-12-10-1	Lucky Building (East Façade)
MTW-12-11(A)	SKH Good Shepherd Primary School
MTW-16-1	SKH Good Shepherd Primary School

Note:

(a) Subject to the latest Continuous Noise Monitoring Plan approved in October 2014 and

Continuous Noise Monitoring Location ^(a)	Description
review in March 2015.	

3.2.2 *Monitoring Parameter and Frequency*

Continuous monitoring of $L_{Aeq(30min)}$ noise levels are required to be carried out at the eight proposed continuous noise monitoring locations identified in **Table 3.4** during the normal construction working hours (0700 – 1900 Monday to Saturday) in the period that presented in the CNMP. The recommended measurement period for the continuous noise monitoring programme in the CNMP are presented in **Table 3.6**. If works are to be carried out during restricted hours (ie, outside 0700 – 1900 from Monday to Saturday), the conditions stipulated in the construction noise permit issued by the Noise Control Authority have to be followed.

3.2.3 *Monitoring Equipment and Methodology*

In accordance to the Technical Memorandum (TM) issued under the *Noise Control Ordinance* (NCO), sound level meters in compliance with the *International Electrotechnical Commission Publications 651:1979 (Type 1) and 804:1985 (Type 1)* specifications will be used for carrying out the noise monitoring. The sound level meter and calibrator used for continuous noise measurement are listed in **Table 3.5**.

Table 3.5 *Continuous Noise Monitoring Equipment*

Monitoring Station	Monitoring Equipment (Sound Level Meter and Calibrator)
MTW-16-1	Calibrator: NC-73 (Serial No. 10997142) Sound Level Meter: NL-31 (Serial No. 00320533)

Immediately prior to the noise measurement, the accuracy of the sound level meter will be checked using an acoustic calibrator, which generated a known sound pressure level at a known frequency. The accuracy of the sound level meter will also be checked on an annual-basis. Measurements will be accepted as valid only if the calibration level before and after the noise measurement agrees to be within 1.0 dB(A). Noise measurements will be made in accordance with standard acoustical principles and practices in relation to weather conditions.

3.2.4 *Action and Limit Levels*

The Action/Limit Levels for the continuous noise monitoring programme recommended in the latest CNMP are presented in **Table 3.6**.

Table 3.6 Action/Limit Levels for Continuous Noise Monitoring ^(a)

Proposed Continuous Noise Monitoring Stations	Description	Action/ Limit Level (a)	Measurement Period ^(a)
TKW-3-2(B)	Hing Fu Building	80	September 2014 – December 2014 ^(b)
MTW-12-3(A)	SKH Good Shepherd Primary School	80	August 2014 – January 2015 ^(b) , March 2015 – June 2015
MTW-12-4(A)	Kong Yiu Mansion	80	August 2014 – June 2015 ^(b)
MTW-12-4-1(A)	59 Maidstone Road	82	October 2014, December 2014 – June 2015
MTW-12-10	Lucky Building (South Façade)	84	March 2015 – April 2015, September 2015 – January 2016
MTW-12-10-1	Lucky Building (East Façade)	80	December 2014 – May 2015, September 2015 – January 2016
MTW-12-11(A)	SKH Good Shepherd Primary School	81	September 2014 – June 2015 ^(b)
MTW-16-1	SKH Good Shepherd Primary School	78	December 2012 – January 2013; April 2013 – 21 August 2013, 22 August 2013 – December 2013, August 2014 – March 2016

Notes:

- (a) The A/L Levels and Measurement Periods will be subject to the latest Construction Noise Mitigation Measures Plan (CNMMP) and Continuous Noise Monitoring Plan (CNMP).
- (b) The latest CNMP was approved by EPD in October 2014. Continuous noise monitoring at TKW-3-2 (B), MTW-12-3(A), MTW-12-4(A) and MTW-12-11(A) commenced in October 2014.
- (c) The A/L Level of 79 dB(A) was updated on 22 August 2013 as per the latest Construction Noise Mitigation Measures Plan (CNMMP) and Continuous Noise Monitoring Plan (CNMP) which were approved by EPD.

The Event/ Action Plan (EAP) of the latest CNMP for continuous noise monitoring is presented in *Annex G*.

3.3 CONSTRUCTION DUST MONITORING

3.3.1 Monitoring Location

The proposed dust monitoring stations for the construction phase of the Project, as recommended in the approved EM&A Manual, are listed in *Table 3.7* and shown in *Annex D*. The proposed locations have been agreed with the ER, EPD and IEC.

Table 3.7 Construction Dust Monitoring Location

Proposed Construction Dust Monitoring Location	Description
DMS-6 (a)	Katherine Building
DMS-7	Parc 22
DMS-8	SKH Good Shepherd Primary School
DMS-9 (b)	No. 12 Pau Chung Street
DMS-10	Chat Ma Mansion

Notes:

- (a) Access to the monitoring location at Prosperity House (originally proposed in the approved EM&A Manual) was denied during the baseline monitoring. Furthermore, the alternative location at No. 420 Prince Edward Road West, which was used in the baseline monitoring, was also not available as access permission was not granted by the owner of the building. An alternative location, Katherine Building, was proposed and had been approved by the ER and agreed by the IEC and EPD.
- (b) As the Incorporated Owners Association of the originally proposed monitoring location at Lucky Building did not reply to our request for access to their premise, an alternative location, No. 26 Kowloon City Road, was proposed and had been approved by the ER and agreed by the IEC and EPD. However, 24-hour averaged dust monitoring had been suspended at DMS-9 No. 26 Kowloon City Road since March 2014 due to denied access by the occupant of the premise. No. 12 Pau Chung Street, as an alternative monitoring location, was formally approved by EPD on 19 May 2014. Impact dust monitoring at No. 12 Pau Chung Street commenced on 12 June 2014.

3.3.2 Monitoring Parameter and Frequency

The construction dust monitoring (in terms of Total Suspended Particulates (TSP)) was conducted at the designated monitoring stations in accordance with the requirements stipulated in the EM&A Manual. The 24-hour TSP levels were monitored at the frequency and duration stated in *Table 3.8*. The TSP monitoring was conducted as per the schedule presented in *Annex E*.

Table 3.8 Construction Dust Monitoring Parameters and Frequency

Monitoring Period	Duration	Parameter	Frequency
Dust Monitoring	Throughout the construction period of the Project	24-hour TSP	Once per 6 days

3.3.3 Monitoring Equipment

24-hour averaged TSP monitoring was performed at designated monitoring stations using High Volume Samplers (HVS) with the appropriate sampling inlets installed. The performance specification of HVS complied with the standard method “*Determination of Suspended Particulate Matter in the Atmosphere (High Volume Method)*” as stipulated in *US EPA Standard Title 40, Code of Federation Regulations Chapter 1 (Part 50 Appendix B)*. *Table 3.9* summarises the equipment that was deployed for the 24-hour averaged monitoring.

Table 3.9 Construction Dust Monitoring Equipment

Monitoring Location	Monitoring Equipment (HVS and Calibrator)
DMS-6	TE-5170 (Serial No. 0107), CM-AIR-43 (Orifice ID 2454)
DMS-7	TE-5170 (Serial No. 3574), CM-AIR-43 (Orifice ID 2454)
DMS-8	TE-5170 (Serial No. 3572), CM-AIR-43 (Orifice ID 2454)
DMS-9 (a)	TE-5170 (Serial No. 0814), CM-AIR-43 (Orifice ID 2454)
DMS-10	TE-5170 (Serial No. 3573), CM-AIR-43 (Orifice ID 2454)

Note:
 (a) 24-hour averaged dust monitoring at DMS-9 No. 26 Kowloon City Road had been suspended since March 2014 due to denied access by the occupant of the premise. However, No. 12 Pau Chung Street, as an alternative monitoring location, was formally approved by EPD on 19 May 2014. Impact dust monitoring at No. 12 Pau Chung Street commenced on 12 June 2014.

3.3.4 Monitoring Methodology

All HVSs were free-standing with no obstruction.

The following criteria were considered in the installation of the HVSs:

- appropriate support to secure the samplers against gusty wind needed to be provided at the monitoring stations;
- a minimum of 2m separation from walls, parapets and penthouses was required for rooftop samplers;
- no furnace or incinerator flues was nearby;
- airflow around the sampler was unrestricted; and
- permission could be obtained to set up the samplers and gain access to the monitoring stations.

Preparation of Filter Papers

- glass fibre filters were labelled and sufficient filters that were clean and without pinholes were selected;
- all filters were equilibrated in the conditioning environment for 24 hours before weighing. The conditioning environment temperature was around 25°C and not varied by more than ± 3°C; the relative humidity (RH) was 40%; and
- SGS Hong Kong Ltd, a HOKLAS accredited laboratory, implemented comprehensive quality assurance and quality control programmes on the filters.

Field Monitoring

- the power supply was checked to ensure that the HVSs were working properly;

- the filter holder and area surrounding the filter were cleaned;
- the filter holder was removed by loosening the foul bolts and a new filter, with stamped number upward, on a supporting screen was aligned carefully;
- the filter was properly aligned on the screen so that the gasket formed an airtight seal on the outer edges of the filter;
- the swing bolts were fastened to hold the filter holder down to the frame. The pressure applied should be sufficient to avoid air leakage at the edges;
- the shelter lid was closed and secured with an aluminium strip;
- the HVS was warmed-up for about 5 minutes to establish run-temperature conditions;
- a new flow rate record sheet was inserted into the flow recorder;
- the flow rates of the HVSs were checked and adjusted to between 1.22 - 1.37 m³min⁻¹, which was within the range specified in the EM&A Manual (i.e. 0.6 - 1.7 m³min⁻¹);
- the programmable timer was set for a sampling period of 24 hours ± 1 hour, and the starting time, weather condition and filter number were recorded;
- the initial elapsed time was recorded;
- at the end of sampling, the sampled filter was removed carefully and folded in half so that only surfaces with collected particulate matter were in contact;
- the filter paper was placed in a clean plastic envelope and sealed;
- all monitoring information was recorded on a standard data sheet; and
- the filters were sent to SGS Hong Kong Ltd for analysis.

Maintenance and Calibration

- the HVSs and their accessories were maintained in a good working condition. For example, motor brushes were replaced routinely and electrical wiring was checked to ensure a continuous power supply; and
- the flow rate of each HVS with mass flow controller was calibrated using an orifice calibrator. Initial calibrations of the dust monitoring equipment were conducted upon installation and prior to commissioning. Five-point calibration was carried out for HVSs using CM-AIR-43 Calibration Kit. HVSs are calibrated every six-month. The calibration records for the HVSs are given in *Annex F*.

Wind Data Monitoring

- Average wind data (wind speed and direction) at the Kai Tak meteorological station during the monitoring period were obtained from the Hong Kong Observatory (HKO) and presented in *Annex J*.

3.3.5 Action and Limit Levels

The Action and Limit levels have been established and are presented in *Table 3.10*.

Table 3.10 Action and Limit Levels for Dust Monitoring

Parameters	Dust Monitoring Station	Action Level ($\mu\text{g m}^{-3}$) ^(a)	Limit Level ($\mu\text{g m}^{-3}$) ^(a)
24-hour TSP	DMS-6	156.8	260
	DMS-7	166.7	260
	DMS-8	152.2	260
	DMS-9 ^(c)	160.9	260
	DMS-10	170.4	260
1-hour TSP ^(b)	DMS-6	288.8	500
	DMS-7	289.7	500
	DMS-8	300.0	500
	DMS-9 ^(c)	303.0	500
	DMS-10	294.7	500

Notes:

- (a) Reference to the Baseline Monitoring Report submitted in July 2012.
- (b) Action and Limit Levels for 1-hour TSP will only be used when 1-hour TSP is required to be monitored when a valid complaint is received.
- (c) 24-hour averaged dust monitoring at DMS-9 No. 26 Kowloon City Road had been suspended since March 2014 due to denied access by the occupant of the premise. However, No. 12 Pau Chung Street, as an alternative monitoring location, was formally approved by EPD on 19 May 2014. Impact dust monitoring at No. 12 Pau Chung Street commenced on 12 June 2014.

The Event/ Action Plan (EAP) for dust monitoring is presented in *Annex G*.

3.4 CULTURAL HERITAGE

A License to Excavate and Search for Antiquities under Antiquities and Monuments Ordinance was obtained from the Antiquities and Monuments Office (AMO) on 29 October 2012. The archaeological survey-cum-excavation and additional investigation at the Sacred Hill (North) commenced on 1 November 2012 and was conducted in accordance with the Licence and the approved Archaeological Action Plan (AAP). An updated AAP was submitted to AMO for renewal of the 1 year archaeological license. The license was renewed and granted by AMO on 24 October 2013. The updated AAP was submitted to EPD for approval on 11 October 2013 and it was approved on 1 November 2013. The fieldworks of the archaeological survey-cum-excavation and additional investigation were completed on 27 December 2013. The Interim Archaeological Report was provided to AMO in April 2014.

In accordance with the EM&A Manual, appropriate vibration monitoring on the identified built heritage will be agreed with the Building Department (BD)/Geotechnical Engineering Office (GEO) under the requirement of Buildings Ordinance and/or Blasting Permit as appropriate. Vibration levels will be controlled to appropriate levels. Vibration monitoring will be carried out by the Contractor. The structures requiring vibration monitoring during the relevant tunneling work for this Works Contract include S.K.H. Holy Trinity Church and Old Fast East Flying Training School.

3.5

LANDSCAPE AND VISUAL MITIGATION MEASURES

In accordance with the EM&A Manual, the landscape and visual mitigation measures shall be implemented and a site inspection shall be conducted once every two weeks throughout the construction period. The implementation status is given in *Annex H*.

IMPLEMENTATION STATUS OF THE ENVIRONMENTAL PROTECTION REQUIREMENTS

The Contractor has implemented all the environmental mitigation measures and requirements as stated in the EIA Report, Environmental Permit and EM&A Manual. The implementation status of the environmental mitigation measures for this Works Contract during the reporting period is summarised in *Annex H*. The status of the required submissions under the EP for this Works Contract during this reporting month is presented in *Table 4.1*.

Table 4.1 *Status of Required Submission under Works Contract 1109*

EP Condition	Submission	Submission Date
Condition 3.4	Forty-second Monthly EM&A Report	14 March 2016

5 MONITORING RESULTS

5.1 REGULAR CONSTRUCTION NOISE MONITORING

A total of 25 sets of 30-minute construction noise measurements were carried out at the monitoring stations during normal weekdays of the reporting period. The noise level recorded at all five monitoring locations during the whole reporting period are below baseline level or below limit level after baseline-level correction.

The monitoring results together with their graphical presentations are presented in *Annex I-1*.

No exceedance of the Limit Level of construction noise was recorded during the reporting period. The Action Level of construction noise (complaint received) was triggered once during the reporting period.

5.2 CONTINUOUS NOISE MONITORING

Continuous noise monitoring is required at MTW-16-1 during the reporting month, according to the schedule presented in latest approved CNMP.

Exceedances of the Action and Limit Levels of the continuous noise monitoring were recorded at MTW-16-1 on 1, 3 - 5, 10, 14, 15 and 19 March 2016.

Investigation of exceedances recorded on 1, 3 - 5, 10, 14, 15 and 19 March 2016 had been completed and the investigation reports are presented in *Annex L*.

The monitoring results are presented in *Annex I-2*.

5.3 CONSTRUCTION DUST MONITORING

A total of 30 sets of 24-hr TSP monitorings were carried out at the designated monitoring stations during normal weekdays of the reporting period. The monitoring results together with their graphical presentations are presented in *Annex J* and a summary of the dust monitoring results in this reporting month is given in *Table 5.1*.

Table 5.1 *Summary of the Dust Monitoring Results in this Reporting Month*

Monitoring Station	24-hour TSP Monitoring Results measured, μgm^{-3} (a)		Action Level, μgm^{-3}	Limit Level, μgm^{-3}
	Average	Range		
DMS-6	71	60 – 81	156.8	260
DMS-7	74	62 – 87	166.7	260
DMS-8	75	63 – 86	152.2	260
DMS-9 (a)	76	61 – 85	160.9	260
DMS-10	67	50 – 77	170.4	260

Note:

(a) 24-hour averaged dust monitoring at DMS-9 No. 26 Kowloon City Road has been suspended since March 2014 due to denied access by the occupant of the premise. However, No. 12 Pau Chung Street, as an alternative monitoring location, was approved by EPD. 24-hour averaged dust monitoring commenced on 12 June 2014.

No exceedance of the Action and Limit Levels of the 24-hr TSP was recorded during the reporting period.

5.4 *CULTURAL HERITAGE*

A License to Excavate and Search for Antiquities under Antiquities and Monuments Ordinance was obtained from Antiquities and Monuments Office (AMO) on 29 October 2012. The archaeological survey-cum-excavation and additional investigation at the Sacred Hill (North) commenced on 1 November 2012 and was conducted in accordance with the License and the approved Archaeological Action Plan (AAP). An updated AAP was submitted to AMO for renewal of the 1 year archaeological license. The license was renewed and granted by AMO on 24 October 2013. The updated AAP was submitted to EPD for approval on 11 October 2013 and it was approved on 1 November 2013. The fieldworks of the archaeological survey-cum-excavation and additional investigation were completed on 27 December 2013. The Interim Archaeological Report was provided to AMO in April 2014.

No vibration monitoring was conducted during the reporting period as relevant tunnelling work for this Works Contract had been completed in vicinity of the historical structures listed in EM&A Manual.

5.5 *WASTE MANAGEMENT*

The waste generated from this Project includes inert construction and demolition (C&D) materials, and non-inert C&D materials. Non-inert C&D materials are made up of general refuse, vegetative wastes and recyclable wastes such as plastics and paper/cardboard packaging waste. Steel materials generated from the project are also grouped into non-inert C&D materials as the materials were not disposed of with other inert C&D materials. With reference to relevant handling records and trip tickets of this Project, the quantities of different types of waste generated in the reporting

month are summarised in *Table 5.2*. Details of waste management data are presented in *Annex K*.

Table 5.2 *Quantities of Waste Generated from the Project*

Reporting Month	Quantity					
	Inert C&D Materials (a) (b)	Chemical Waste (c)	Non-inert C&D Materials			
			General Refuse/Vegetative Waste	Recycled materials		
				Paper/card board	Plastics	Metals
February 2016	13,662 m ³	0 kg	232 m ³	0 kg	316 kg	0 kg

Notes:

(a) Inert C&D materials include bricks, concrete, building debris, rubble and excavated spoil.

(b) About 13,662 m³ of inert C&D materials were generated from the Project, and sent to 1108A Kai Tai Barging Facilities during the reporting month.

(c) Chemical waste includes waste oil. It is assumed density of waste oil to be 0.8 kg/L.

5.6

LANDSCAPE AND VISUAL MITIGATION MEASURES

Bi-weekly inspections of the implementation of landscape and visual mitigation measures were conducted on 7 and 21 March 2016. Most of the mitigation measures given in *Annex H* have been implemented. Required Actions that were found are listed below:

7 March 2016

- No observation was reported during the site inspection.

21 March 2016

- No observation was reported during the site inspection.

Joint weekly site inspections were conducted by representatives of the Contractor, Engineer and Contractor's ET on 7, 14, 21 and 29 March 2016. The representative of the IEC joined the site inspection on 14 March 2016. No non-compliance was recorded during the site inspections.

Findings and recommendations for the site inspection in this reporting month are summarised as follows:

7 March 2016

- There was no major observation during site inspection.

14 March 2016

- There was no major observation during site inspection.

21 March 2016

- There was no major observation during site inspection.

29 March 2016

- There was no major observation during site inspection

All follow-up actions requested by Contractor's ET and IEC during the site inspections were undertaken as reported by the Contractor.

7 ENVIRONMENTAL NON-CONFORMANCE

7.1 SUMMARY OF MONITORING EXCEEDANCE

No exceedance of the Limit Level of the regular construction noise was recorded during the reporting period. The Action Level of construction noise (complaint received) was triggered once during the reporting period.

No exceedance of the Action and Limit Levels of 24-hour TSP monitoring was recorded during the reporting month.

Exceedances of the Action and Limit Levels of the continuous noise monitoring were recorded at MTW-16-1 on 1, 3 - 5, 10, 14, 15 and 19 March 2016.

Investigation of exceedances recorded on 1, 3 - 5, 10, 14, 15 and 19 March 2016 had been completed and the investigation reports are presented in *Annex L*.

7.2 SUMMARY OF ENVIRONMENTAL NON-COMPLIANCE

No non-compliance event was recorded during the reporting month.

7.3 SUMMARY OF ENVIRONMENTAL COMPLAINT

One complaint was received on 23 March 2016. Investigation of the complaints had been completed and the details of findings are presented in *Annex M*. The cumulative environmental complaint log is shown in *Annex N*.

7.4 SUMMARY OF ENVIRONMENTAL SUMMON AND SUCCESSFUL PROSECUTION

No summon was received during the reporting month. The cumulative summon/prosecution log is shown in *Annex N*.

8.1 *KEY ISSUES FOR THE COMING MONTH*

Works to be undertaken in the next reporting month are summarised in *Table 8.1*.

Table 8.1 Construction Works to be undertaken in the Next Reporting Month

Construction Activities to be undertaken
<i>Work in Ma Tau Wai (MTW)</i>
<ul style="list-style-type: none"> • Along Ma Tau Wai Road and TKW/MTW Road Garden – EEP construction, trial pits for location of utilities, and station excavation and construction.
<i>Work in To Kwa Wan (TKW)</i>
<ul style="list-style-type: none"> • Olympic Garden – Construction of station entrance; • Tam Kung Road – Shaft construction; • TKW Station – Pump installation, construction of TKW station, and tunnelling works; and • Nam Kok Road – Installation of pipe pile.

Potential environmental impacts arising from the above construction activities are mainly associated with dust, construction noise and waste management.

8.2 *MONITORING SCHEDULE FOR THE NEXT MONTH*

The tentative schedule of regular construction noise monitoring and 24-hour TSP monitoring in the next reporting period is presented in *Annex E*. The regular construction noise monitoring and 24-hour TSP monitoring will be conducted at the same monitoring locations in the next reporting period.

8.3 *CONSTRUCTION PROGRAMME FOR THE NEXT MONTH*

The construction programme for the Project for the next reporting month is presented in *Annex B*.

This 43rd monthly Environmental Monitoring and Audit (EM&A) Report presents the EM&A works undertaken during the period from 1 March 2016 to 31 March 2016 in accordance with the EM&A Manual and the requirement under EP-438/2012/J.

No exceedance of the Limit Level of the regular construction noise was recorded during the reporting period. The Action Level of construction noise (complaint received) was triggered once during the reporting period.

No exceedance of the Action and Limit Levels of 24-hour TSP monitoring was recorded at the designated monitoring stations during the reporting period.

Exceedances of the Action and Limit Levels of the continuous noise monitoring were recorded at MTW-16-1 on 1, 3 - 5, 10, 14, 15 and 19 March 2016. Investigation of exceedances had been completed and the investigation reports are presented in *Annex L*.

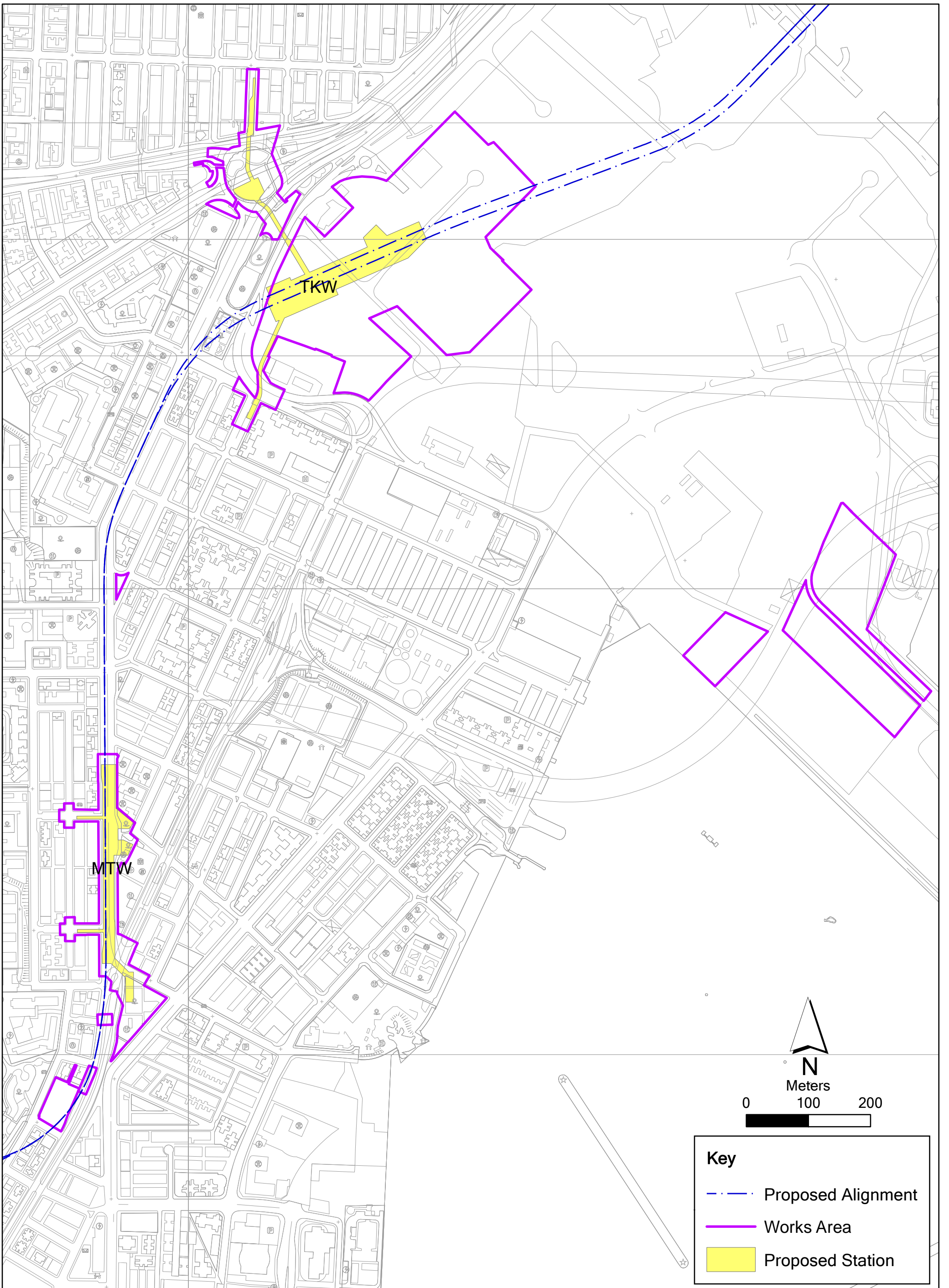
One complaint was received on 23 March 2016. Investigation of the complaints had been completed and the details of findings are presented in *Annex M*.

No summon or prosecution was received during the reporting period.

The Contractor has implemented possible and feasible mitigation measures to mitigate the potential environmental impacts during construction. The Contractor's ET will continue to keep track of the EM&A programme to ensure compliance of environmental requirements and the effectiveness and efficiency of the mitigation measures implemented. If necessary, the Contractor will provide more mitigation measures to further alleviate the impacts.

Annex A

The Alignment and Works Area for Works Contract



Annex A

Alignment, Stations and Works Area of SCL Works Contract 1109

Name: 0171181_Works_Area_Annex.mxd
Date: 12/08/2014

Environmental
Resources
Management



Annex B

Construction Programme for the Reporting Month and the Coming Month ⁽¹⁾

(1) Sung Wong Toi and To Kwa Wan Stations in the programme mean To Kwa Wan and Ma Tau Wai Stations in the Monthly EM&A Report respectively.

SAMSUNG - HSIN CHONG JOINT VENTURE

THREE MONTH ROLLING PROGRAMME - MARCH 2016

Activity ID	Activity Name	Physical % Complete	Start	Finish	2016			
					Mar	Apr	May	Jun
1109 - SUW & TKW Stations and Tunnels March 2016 (UWP R5)								
PROJECT DATES								
Specified Milestone Dates								
CC-B Milestones								
01109.MSB12	B12-All SUW prebored H piles loading test complete include results to satisfy the Eng.(24 Apr 16)	0%		24-Apr-16*		◆		
CC-C Milestones								
01109.MSC15i10	C15-U/T Slab completed (27 Mar 16)	0%		27-Mar-16*	◆			
01109.MSC14iii	C14(iii)-All block & partition walls, plinths, upst&s, wet finishes on to Concourse Lvl. complete. (Wk11/16; 20Mar16)	0%		27-May-16			◆	▼
CC-D Milestones								
01109.MSD11aii10	D11a(ii)-Down Track TBM tunnel drive from TKW to HOM 50% by plan length complete	100%		06-Mar-16 A	◆			
01109.MSD11aii20	D11a(i)-Up Track TBM tunnel drive from SUW to TKW complete.	100%		06-Mar-16 A	◆			
CC-B - SUW STATION, ENTRANCES AND ADITS								
SUW Station Construction Works								
Station - Excavation and Foundation								
Earthworks								
01109.PDBB0210A	Breaking of material between bored piles	100%	16-Feb-16 A	26-Feb-16 A	■			
01109.PDBB0220A	Erect scaffold behind the bored piles	100%	27-Feb-16 A	04-Mar-16 A	■			
01109.PDBB0230A	Saw-cutting of bored piles	100%	04-Mar-16 A	18-Mar-16 A	■			
01109.PDBB0240-10A	Mobilize long jib breaker	100%	18-Mar-16 A	20-Mar-16 A	■			
01109.PDBB0240-20A	Breaking and clearing of material between bored piles	100%	20-Mar-16 A	31-Mar-16	■			
01109.PDBB0240-30A	Erect scaffold behind the bored piles	0%	01-Apr-16	05-Apr-16		■		
01109.PDBB0240-40A	Saw-cutting capping beam and bores piles	0%	06-Apr-16	13-Apr-16		■		
01109.PDBB0240-50A	Dismantle scaffold and clear access	0%	14-Apr-16	18-Apr-16		■		
01109.PDBB0240-60A	Erect scaffold for waterproofing at north side from G/L 5.5 to 7.5	0%	19-Apr-16	20-Apr-16		■		
01109.PDBB0240-70A	Waterproofing	0%	21-Apr-16	22-Apr-16		■		
01109.PDBB0240-80A	Welding rebars to pile head	0%	21-Apr-16	27-Apr-16		■		
Pile Load Tests								
Part 3								
01109.PDB2500-21A	Loading test for pile no. C25HP03, Excavation	100%	22-Feb-16 A	03-Mar-16 A	■			
01109.PDB2500-22A	Loading test for pile no. C25HP03, Blinding	100%	04-Mar-16 A	04-Mar-16 A	■			
01109.PDB2500-23A	Loading test for pile no. C25HP03, Erection of kentledge system	100%	05-Mar-16 A	10-Mar-16 A	■			



MTR Corporation Limited
Shatin to Central Link Contract 1109

1109-UWP-5Z1, Page 1 of 15
 THREE MONTH ROLLING PROGRAMME - Mar 16 TASK filters: 3MRP
 Dates, MTRC 1109 - 3MRP.
 Printed: 07-Apr-16

- Actual Work
- Remaining Work
- Master Programme Rev.1
- ▼ Last Month Update
- ◆ DRM Programme
- ◆ Milestone
- MP Rev.1 Milestone
- ▼ Last Month Milestone

Activity ID	Activity Name	Physical % Complete	Start	Finish	2016			
					Mar	Apr	May	Jun
01109.PDB2500-24A	Loading test for pile no. C25HP03, Loading test	100%	11-Mar-16 A	14-Mar-16 A				
01109.PDB2500-25A	Loading test for pile no. C25HP03, Removal of Kentledge system	100%	15-Mar-16 A	17-Mar-16 A				
01109.PDB2500-61A	Loading test for pile no. C32HP03, Excavation	100%	15-Mar-16 A	21-Mar-16 A				
01109.PDB2500-62A	Loading test for pile no. C32HP03, Blinding	100%	22-Mar-16 A	23-Mar-16 A				
01109.PDB2500-63A	Loading test for pile no. C32HP03, Erection of Kentledge system	0%	24-Mar-16 A	31-Mar-16				
01109.PDB2500-50A	Loading test for pile no. C32HP03, Loading test	0%	01-Apr-16	05-Apr-16				
01109.PDB2500-70A	Preparation of ramp for demobilization of 300t mobile crane	0%	06-Apr-16	15-Apr-16				
01109.PDB2500-80A	BD consent	0%	06-Apr-16	20-Apr-16				
01109.PDB2500-52A	Loading test for pile no. C32HP03, Removal of Kentledge system	0%	06-Apr-16	08-Apr-16				
01109.PDB2500-90A	Removal of ramp and excavated to formation for remaining areas	0%	16-Apr-16	29-Apr-16				
Station - C&S Works (Platform Level)								
Tower Cranes: Erection, Testing and Commissioning								
TC1								
01109.PDB5400-10A	Erection of scaffolding platform and ICE cert	100%	22-Feb-16 A	29-Feb-16 A				
01109.PDB5400-11A	Drilling and grouting of test nail SNT01 at +2mPD	100%	01-Mar-16 A	01-Mar-16 A				
01109.PDB5400-12A	Curing and gain strength	100%	02-Mar-16 A	05-Mar-16 A				
01109.PDB5400-13A	Pull out test on SNT01	100%	07-Mar-16 A	07-Mar-16 A				
01109.PDB5400-14A	Construct Row A soil nail at +2mPD (13nos.)	100%	08-Mar-16 A	12-Mar-16 A				
01109.PDB5400-15A	Modify scaffold	100%	12-Mar-16 A	14-Mar-16 A				
01109.PDB5400-17A	Construct Row B soil nail at +0mPD (13nos.)	100%	15-Mar-16 A	17-Mar-16 A				
01109.PDB5400-18A	Modify scaffold	100%	18-Mar-16 A	19-Mar-16 A				
01109.PDB5400-19A	Construct Row C soil nail at -2mPD (13nos.)	100%	19-Mar-16 A	21-Mar-16 A				
01109.PDB5400-21A	Curing and gain strength	100%	21-Mar-16 A	23-Mar-16 A				
01109.PDB5400-20A	Drilling and grouting of test nail SNT02 at -4mPD	100%	22-Mar-16 A	22-Mar-16 A				
01109.PDB5400-22A	Pull out test on SNT02	100%	24-Mar-16 A	24-Mar-16 A				
01109.PDB5400-23A	Construct Row D soil nail at -4mPD (13nos.)	0%	25-Mar-16	01-Apr-16				
01109.PDB5400-24A	Construct nail head	0%	02-Apr-16	08-Apr-16				
01109.PDB5400-26A	Install steel bracing to tower crane footing	0%	09-Apr-16	14-Apr-16				
01109.PDB5400-25A	Dismantle scaffold	0%	09-Apr-16	11-Apr-16				
01109.PDB5400-6A	Erection of tower crane TC1	0%	15-Apr-16	19-Apr-16				
TC2								
01109.PDB5410-1A	Tower crane TC2 foundation	0%	24-Apr-16*	16-May-16				
01109.PDB5410-2A	Tower crane TC2 erection	0%	17-May-16	20-May-16				
Sump Pits & Base Slabs								



MTR Corporation Limited
Shatin to Central Link Contract 1109

1109-UWP-5ZL, Page 2 of 15

THREE MONTH ROLLING PROGRAMME - Mar 16 TASK filters: 3MRP Dates, MTRC 1109 - 3MRP.

Printed:07-Apr-16

- Actual Work
- Remaining Work
- Master Programme Rev.1
- Last Month Update
- DRM Programme
- Milestone
- MP Rev.1 Milestone
- Last Month Milestone

Activity ID	Activity Name	Physical % Complete	Start	Finish	2016			
					Mar	Apr	May	Jun
01109.PDBB0170A	Construct vertical blinding up to concourse level at G/L 10-13.5	100%	15-Feb-16 A	09-Apr-16				
01109.PDBB0180A	Waterproofing to vertical blinding	0%	10-Apr-16	15-Apr-16				
01109.PDBB0190-10A	Dismantle scaffold	0%	16-Apr-16	19-Apr-16				
01109.PDBB0190-20A	Blinding layer	0%	20-Apr-16	21-Apr-16				
01109.PDBB0190-30A	Welding rebars to pile head	0%	22-Apr-16	26-Apr-16				
Part 2								
01109.PDB5700-10A	Sump Pit at grid line 18.5 (up to base slab construction)	0%	07-Feb-16 A	26-Apr-16				
01109.PDB5700-11A	Sump Pit at grid line 18.5 - Wall Construction	0%	27-Apr-16	11-May-16				
01109.PDB5700A	Base Slab; Part 3- GL 18 to 19	0%	12-May-16	21-May-16				
Part 1								
01109.PDB5570	Base Slab; Part 2- GL 6 to 7	0%	20-Apr-16	06-May-16				
01109.PDB5610	Base Slab; Part 2- GL 7 to 8	0%	09-May-16	24-May-16				
01109.PDB5640	Base Slab; Part 2- GL 8 to 9	0%	25-May-16	10-Jun-16				
01109.PDB5670	Base Slab; Part 2- GL 9 to 10	0%	11-Jun-16	27-Jun-16				
Launching Shaft								
01109.PDB5460-11A	Welding of rebar to station H-piles	100%	20-Feb-16 A	29-Feb-16 A				
01109.PDB5460-12A	G/L 2-4, Base slab, Waterproofing	100%	01-Mar-16 A	07-Mar-16 A				
01109.PDB5460-13A	G/L 2-4, Base slab, Rebar fixing	100%	14-Mar-16 A	22-Mar-16 A				
01109.PDB5460-33A	G/L 1-2, Base slab, Rebar fixing	100%	14-Mar-16 A	22-Mar-16 A				
01109.PDB5460-17A	G/L 2-4, Base slab, Concreting for G/L 2-4	100%	23-Mar-16 A	23-Mar-16 A				
01109.PDB5460-37A	G/L 1-2, Base slab, Concreting for G/L 1-2	100%	23-Mar-16 A	23-Mar-16 A				
01109.PDB5460-38A	G/L 1-2, Base slab, Striking formwork, make good CJ and curing	100%	24-Mar-16 A	27-Mar-16				
External Walls & Columns; From Base to Concourse Slab; (B/S-C/S)								
Part 1								
01109.PDB5460-39A	GL 1-4/A-A1 Wall, Erect scaffold	0%	28-Mar-16	01-Apr-16				
01109.PDB5460-40A	GL 1-4/A-A1 Wall, Waterproofing	0%	02-Apr-16	04-Apr-16				
01109.PDB5460-43A	GL 1-4/A-A1 Wall, Fixing inner rebar	0%	05-Apr-16	07-Apr-16				
01109.PDB5460-44A	GL 1-4/A-A1 Wall, Modify scaffold	0%	08-Apr-16	09-Apr-16				
01109.PDB5460-41A	GL 1-4/A-A1 Wall, Fixing outer rebar	0%	10-Apr-16	12-Apr-16				
01109.PDB5460-45A	GL 1-4/A-A1 Wall, Erect formwork to first 3m	0%	13-Apr-16	16-Apr-16				
01109.PDB5460-42A	GL 1-4/A-A1 Wall, Concreting	0%	17-Apr-16	17-Apr-16				
01109.PDB5460-46A	Striking formwork, make good CJ and curing	0%	18-Apr-16	20-Apr-16				
01109.PDB5460-47A	Erect scaffold to 2nd rise of wall	0%	21-Apr-16	22-Apr-16				
Station - C&S Works (Concourse Level and Above)								



MTR Corporation Limited
Shatin to Central Link Contract 1109

1109-UWP-5ZI, Page 3 of 15

THREE MONTH ROLLING PROGRAMME - Mar 16 TASK filters: 3MRP Dates, MTRC 1109 - 3MRP.

Printed:07-Apr-16

- Actual Work
- Remaining Work
- Master Programme Rev.1
- Last Month Update
- DRM Programme
- Milestone
- MP Rev.1 Milestone
- Last Month Milestone

Activity ID	Activity Name	Physical % Complete	Start	Finish	2016			
					Mar	Apr	May	Jun
Concourse Slab								
Part 3								
01109.PDB7610-10A	Concourse Slab; Part 4- GL 21 to 22, Erect scaffold and working platform	100%	17-Mar-16 A	21-Mar-16 A				
01109.PDB7610-11A	Concourse Slab; Part 4- GL 21 to 22, Rebar fixing	100%	22-Mar-16 A	07-Apr-16				
01109.PDB7580-10A	Concourse Slab; Part 4- GL 20 to 21, Erect scaffold and working platform	0%	30-Mar-16*	14-Apr-16				
01109.PDB7610-12A	Concourse Slab; Part 4- GL 21 to 22, Concreting	0%	08-Apr-16	08-Apr-16				
01109.PDB7640-20A	Extended Concourse Slab; Part 4- GL 22 to 23, Backfilled to formation	0%	09-Apr-16	14-Apr-16				
01109.PDB7640-21A	Extended Concourse Slab; Part 4- GL 22 to 23, waterproofing and pile head preparation	0%	15-Apr-16	20-Apr-16				
01109.PDB7580-11A	Concourse Slab; Part 4- GL 20 to 21, Rebar fixing	0%	15-Apr-16	26-Apr-16				
01109.PDB7640-22A	Extended Concourse Slab; Part 4- GL 22 to 23, formwork erection	0%	21-Apr-16	22-Apr-16				
01109.PDB7640-23A	Extended Concourse Slab; Part 4- GL 22 to 23, rebar fixing	0%	23-Apr-16	05-May-16				
01109.PDB7580-12A	Concourse Slab; Part 4- GL 20 to 21, Concreting	0%	27-Apr-16	27-Apr-16				
01109.PDB7640-24A	Extended Concourse Slab; Part 4- GL 22 to 23, Kicker and C.J. formwork	0%	06-May-16	06-May-16				
01109.PDB7640-25A	Extended Concourse Slab; Part 4- GL 22 to 23, Concreting	0%	07-May-16	07-May-16				
Entrance B and Associated Adits								
Entrance B - Olympic Avenue and SUW playground Works (GL B5 to B11)								
01109.PDB19840-37A	UU support, Walers & Strut installation, (GL B4.5 - 6.5)	100%	30-Jan-16 A	04-Mar-16 A				
01109.PDB19840-38A	Excavation down to +0.00, (GL B6.5 - 8.5)	0%	05-Mar-16 A	18-May-16				
01109.PDB19840-40A	UU support for 400KV cables, (GL B6.5 - 8.5)	100%	05-Mar-16 A	09-Mar-16 A				
01109.PDB19840-39A	Excavation down to +0.00, (GL B4.5 - 6.5)	0%	05-Mar-16 A	15-Apr-16				
01109.PDB19840-41A	UU support for dia. 1200 sewer, (GL B6.5 - 8.5)	0%	12-Apr-16*	04-May-16				
Entrance B - Kowloon City Interchange (GL B11 to B22)								
Olympic Garden (Area 1, 2, & 4)								
Area 2								
01109.PDB13310-11A	Tower crane footing	100%	11-Mar-16 A	21-Mar-16 A				
01109.PDB13310-12A	Tower crane erection	0%	29-Mar-16*	01-Apr-16				
01109.PDB13310-13A	Excavation to +5.00 (B14-B15)	0%	02-Apr-16	06-Apr-16				
01109.PDB13310-14A	1st walers & struts (B14-B15)	0%	07-Apr-16	11-Apr-16				
01109.PDB13310-3A	Excavation & Lateral Support Works, Area 2 (next to Area 3), S2 to S3	0%	27-Apr-16	12-May-16				
01109.PDB13310-4A	Excavation & Lateral Support Works, Area 2 (next to Area 3), S3 to FEL	0%	13-May-16	26-May-16				
Olympic Garden (Area 3 & Underpinning for Pier 46)								
01109.PDB12610-5A	Remaining Grout Curtain Works, OW/DW at Area 3	100%	09-Jan-16 A	09-Mar-16 A				
01109.PDB12610-6A	Extension of pipe piles	100%	11-Mar-16 A	15-Mar-16 A				
Area 3								



MTR Corporation Limited
Shatin to Central Link Contract 1109

1109-UWP-5Z1, Page 4 of 15

THREE MONTH ROLLING PROGRAMME - Mar 16 TASK filters: 3MRP Dates, MTRC 1109 - 3MRP.

Printed:07-Apr-16

- Actual Work
- Remaining Work
- Master Programme Rev.1
- Last Month Update
- DRM Programme
- Milestone
- MP Rev.1 Milestone
- Last Month Milestone

Activity ID	Activity Name	Physical % Complete	Start	Finish	2016			
					Mar	Apr	May	Jun
01109.PDB14380	Pumping Test to Area 3	100%	12-Mar-16 A	22-Mar-16 A				
01109.PDB14880-10A	Pedestrian diversion & UUs support, Area 3	0%	21-Mar-16 A	07-Apr-16				
01109.PDB14880-1A	Excavation & Lateral Support Works, Area 3, GL to S1	0%	08-Apr-16	19-Apr-16				
01109.PDB14880-2A	Excavation & Lateral Support Works, Area 3, S1 to S2	0%	20-Apr-16	03-May-16				
01109.PDB14880-3A	Excavation & Lateral Support Works, Area 3, S2 to S3	0%	04-May-16	17-May-16				
01109.PDB14880-4A	Excavation & Lateral Support Works, Area 3, S3 to FEL	0%	18-May-16	28-May-16				
Entrance B - Concrete Structure Works								
Area 1								
01109.PDB13430-12A	Wall Construction (B17-B18)	100%	13-Jan-16 A	23-Mar-16 A				
01109.PDB13430-22A	Wall Construction (B18-B19.5)	100%	23-Jan-16 A	17-Mar-16 A				
01109.PDB13430-23A	Roof Slab construction (B18-B19.5)	0%	25-Mar-16	13-Apr-16				
01109.PDB13430-13A	Roof Slab construction (B18-B19.5)	0%	25-Mar-16	13-Apr-16				
Area 4								
01109.PDB14900-10A	Water proofing	100%	26-Jan-16 A	12-Mar-16 A				
01109.PDB14900-13A	Roof slab construction, Pour 1	100%	23-Feb-16 A	08-Mar-16 A				
01109.PDB14900-14A	Base slab construction, Pour 2, Pump Sump Base	100%	23-Feb-16 A	16-Mar-16 A				
01109.PDB14900-15A	Base slab construction, Pour 2, Pump Sump Wall	0%	16-Mar-16 A	29-Mar-16				
01109.PDB14900-16A	Base slab construction, Pour 2, Adit Base slab	0%	30-Mar-16	09-Apr-16				
01109.PDB14900-17A	Wall construction, Pour 2	0%	10-Apr-16	25-Apr-16				
01109.PDB14900-18A	Roof slab construction, Pour 2	0%	26-Apr-16	11-May-16				
Entrance B - Nam Kok Road Works - (GL B22 to B30)								
Entrance B - (GL B25-B29)								
01109.PDBB1040A	Excavation down to +2.00, GL B25-B29	0%	25-Feb-16 A	18-Apr-16				
01109.PDBB1040-01A	UU diversion	0%	01-Mar-16 A	28-Mar-16				
01109.PDBB1040-02A	Traffic deck installation	0%	29-Mar-16	12-Apr-16				
Entrance B - (GL B19-B23)								
01109.PDBB100-1A	Drilling (40 nos.), GL 22-23	0%	16-Mar-16 A	01-Apr-16				
01109.PDBB100-3A	Temp road construction	100%	17-Mar-16 A	21-Mar-16 A				
01109.PDBB100-4A	GL B19-B23 (PER) - Pipe pile construction (610) (3 nos.)	100%	22-Mar-16 A	24-Mar-16 A				
01109.PDBB110A	1st BC grout, GL 22-23	0%	02-Apr-16	14-Apr-16				
01109.PDBB110-1A	2nd BC grout, GL 22-23	0%	15-Apr-16	20-Apr-16				
01109.PDBB120A	Chemical grout, GL 22-23	0%	21-Apr-16	26-Apr-16				
01109.PDBB130A	PW & OW (2 nos.), GL 22-23	0%	27-Apr-16	28-Apr-16				
01109.PDBB100-2A	Drilling (40 nos.), GL 21-22	0%	29-Apr-16	18-May-16				



MTR Corporation Limited
Shatin to Central Link Contract 1109

1109-UWP-5Z1, Page 5 of 15

THREE MONTH ROLLING PROGRAMME - Mar 16 TASK filters: 3MRP Dates, MTRC 1109 - 3MRP.

Printed:07-Apr-16

- Actual Work
- Remaining Work
- Master Programme Rev.1
- Last Month Update
- DRM Programme
- Milestone
- MP Rev.1 Milestone
- Last Month Milestone

Activity ID	Activity Name	Physical % Complete	Start	Finish	2016			
					Mar	Apr	May	Jun
01109.PDBB130-3A	Excavation for traffic deck	0%	29-Apr-16	02-May-16				
01109.PDBB130-4A	Installation of traffic deck	0%	03-May-16	05-May-16				
01109.PDBB130-5A	Traffic di version	0%	06-May-16	09-May-16				
01109.PDBB110-2A	BC grout, GL 21-22	0%	19-May-16	30-May-16				
01109.PDBB120-2A	Chemical grout, GL 21-22	0%	31-May-16	04-Jun-16				
01109.PDBB130-2A	PW, OW & RW (8 nos.), GL 21-22	0%	05-Jun-16	08-Jun-16				
01109.PDBB140A	Pumping test - Pumping Test to steady state	0%	09-Jun-16	13-Jun-16				
01109.PDBB150A	Pumping test - Completion of Pumping Test after steady state	0%	14-Jun-16	19-Jun-16				
01109.PDBB160A	Pumping test - Report for Pumping Test and ready for excavation (Mid April 2016)	0%	20-Jun-16	23-Jun-16				

CC-C - TKW STATION, ENTRANCES AND ADITS

TKW Station

Diaphragm Wall STAGE 2 Phase 2 (West Side + Ent D) TTMS

Area W6

Area W6 - Post Concrete Works

01109.PDC23270-6A10	Temporary Decking - Opening #8	100%	22-Feb-16 A	27-Feb-16 A
01109.PDC23270-6A20	Temporary Decking - Opening #7	100%	29-Feb-16 A	05-Mar-16 A
01109.PDC23270-6A30	Road Work / Bus stop preparation	100%	29-Feb-16 A	12-Mar-16 A
01109.PDC23270-6A40	TTMS STAGE 1	100%	13-Mar-16 A	13-Mar-16 A
01109.PDC23270-6A50	Road Works for DWall Shear Pin Installation	100%	14-Mar-16 A	19-Mar-16 A
01109.PDC23270-3A	W6 - DWall Shear Pin Installation (P69, P70, P72)	10%	21-Mar-16 A	16-Apr-16
01109.PDC23270-4A	W6 - DWall Shear Pin Installation (P61B to P67)	10%	21-Mar-16 A	06-May-16
01109.PDC23270-5A	W6 - DWall Shear Pin Installation (P60, P61A)	0%	25-Apr-16	06-May-16
01109.PDC23270-6A60	Road Works for Interim TTMS for STAGE 2	0%	09-May-16	14-May-16
01109.PDC23270-6A70	Interim TTMS for STAGE 2	0%	15-May-16	15-May-16
01109.PDC23270-6A80	Road Works for Opening 8 resume Excavation	0%	16-May-16	21-May-16
01109.PDC23270-6A85	Opening 8 resume Excavation	0%	23-May-16	
01109.PDC23270-6A90	Road Works for Opening 7 resume Excavation	0%	23-May-16	28-May-16
01109.PDC23270-6A95	Opening 7 resume Excavation	0%	30-May-16	

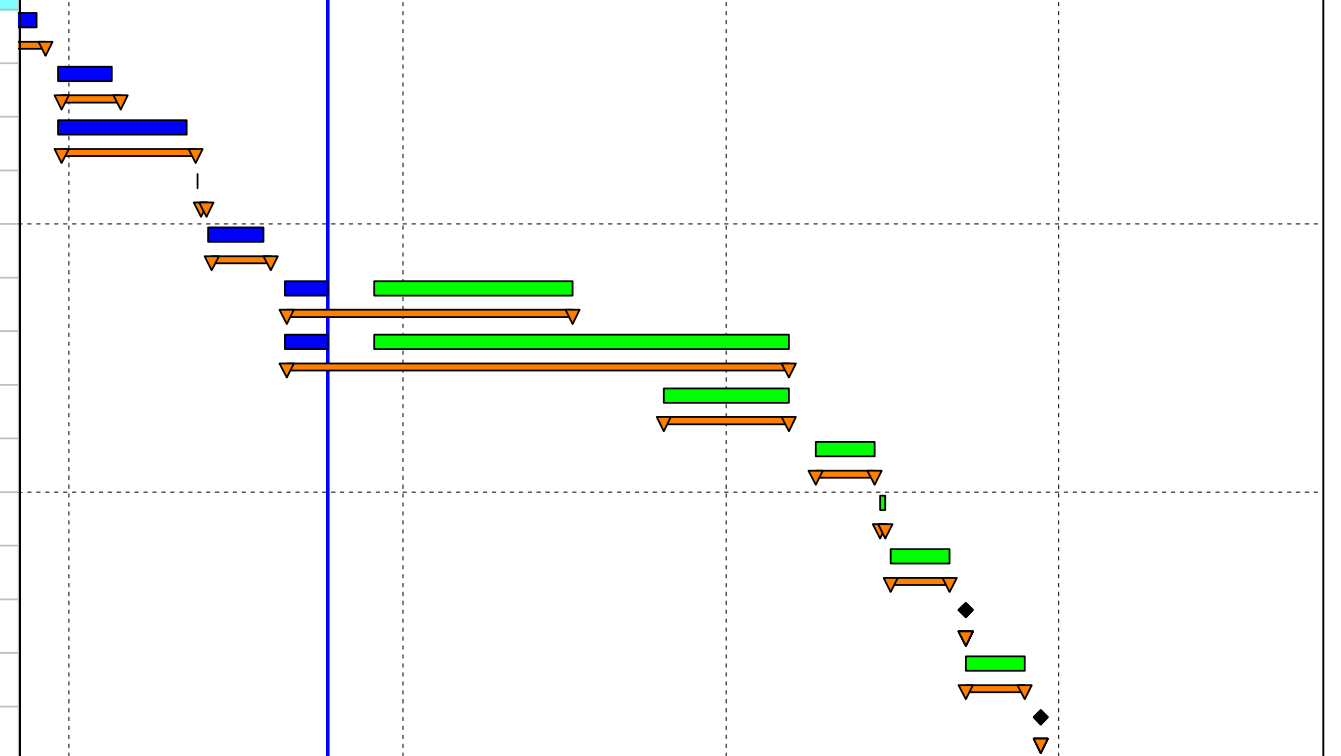
Station - C&S Works (Upper Platform Level)

Upper Track Slab Works (New)

Span 1

01109.PDC19760-2A	Span 1 - Upper Track Concrete Slab - Remaining	100%	31-Jan-16 A	05-Mar-16 A
01109.PDC19760-1A	Span 1 - Upper Track Concrete Slab - Drop Slab	100%	31-Jan-16 A	01-Mar-16 A

Span 2



MTR Corporation Limited
Shatin to Central Link Contract 1109

1109-UWP-5Z1, Page 6 of 15

THREE MONTH ROLLING PROGRAMME - Mar 16 TASK filters: 3MRP Dates, MTRC 1109 - 3MRP.

Printed:07-Apr-16

- Actual Work
- Remaining Work
- Master Programme Rev.1
- Last Month Update
- DRM Programme
- Milestone
- MP Rev.1 Milestone
- Last Month Milestone

Activity ID	Activity Name	Physical % Complete	Start	Finish	2016			
					Mar	Apr	May	Jun
01109.PDC19790-1A	Span 2 - Upper Track Concrete Slab - Span A	100%	22-Jan-16 A	08-Mar-16 A				
01109.PDC19790-2A	Span 2 - Upper Track Concrete Slab - Span B	100%	22-Jan-16 A	08-Mar-16 A				
Span 3								
01109.PDC19820-1A	Span 3 - Upper Track Concrete Slab - Span A	100%	03-Feb-16 A	12-Mar-16 A				
01109.PDC19820-2A	Span 3 - Upper Track Concrete Slab - Span B	100%	03-Feb-16 A	11-Mar-16 A				
Span 4								
01109.PDC19880-1A	Span 4 - Upper Track Concrete Slab - Span A	100%	26-Jan-16 A	10-Mar-16 A				
01109.PDC19880-2A	Span 4 - Upper Track Concrete Slab - Span B	100%	26-Jan-16 A	09-Mar-16 A				
Span 5								
01109.PDC19930-1A	Span 5 - Upper Track Concrete Slab - Span A	100%	30-Jan-16 A	29-Feb-16 A				
01109.PDC19930-2A	Span 5 - Upper Track Concrete Slab - Span B	100%	30-Jan-16 A	26-Feb-16 A				
01109.PDC19930-3A	Span 5 - Upper Track Concrete Slab - Span C	100%	30-Jan-16 A	26-Feb-16 A				
Span 6								
01109.PDC20000-1A	Span 6 - Upper Track Concrete Slab - Span A	100%	30-Jan-16 A	25-Feb-16 A				
TBM Passing through TKW								
01109.PDC20170A	Up Track - TBM Passing through Upper Track Complete	0%		20-Apr-16				
Station - C&S Works (Lower Platform Level)								
Top Down Lower Track Slab Works								
Top Down Lower Track Slab Works (New)								
LT Span 1								
01109.PDC20350-1A	Excavation in soil / Install struts & walers UT/S to strut S5; Span 1	0%	25-Apr-16*	18-Jun-16				
01109.PDC20350-2A	Excavation in soil / Install struts & walers from strut S5 to LT/S soffits; Span 1	0%	20-Jun-16	17-Sep-16				
LT Span 2								
01109.PDC20390-1A	Excavation in soil / Install struts & walers UT/S to strut S5; Span 2	0%	15-Apr-16*	12-May-16				
01109.PDC20390-2A	Excavation in soil / Install struts & walers from strut S5 to LT/S soffits; Span 2	0%	13-May-16	01-Sep-16				
LT Span 3								
01109.PDC20470-1A	Excavation in soil / Install struts & walers UT/S to strut S5; Span 3	0%	13-Apr-16*	01-Jun-16				
01109.PDC20470-2A	Excavation in soil / Install struts & walers from strut S5 to LT/S soffits; Span 3	0%	02-Jun-16	14-Sep-16				
LT Span 4								
01109.PDC20550-1A	Excavation in soil / Install struts & walers UT/S to strut S5; Span 4	0%	11-Apr-16*	19-May-16				
01109.PDC20550-2A	Excavation in soil / Install struts & walers from strut S5 to LT/S soffits; Span 4	0%	20-May-16	01-Sep-16				
LT Span 5								
01109.PDC20630-1A	Excavation in soil / Install struts & walers UT/S to strut S5; Span 5	0%	06-Apr-16*	21-May-16				
01109.PDC20630-2A	Excavation in soil / Install struts & walers from strut S5 to LT/S soffits; Span 5	0%	23-May-16	03-Sep-16				



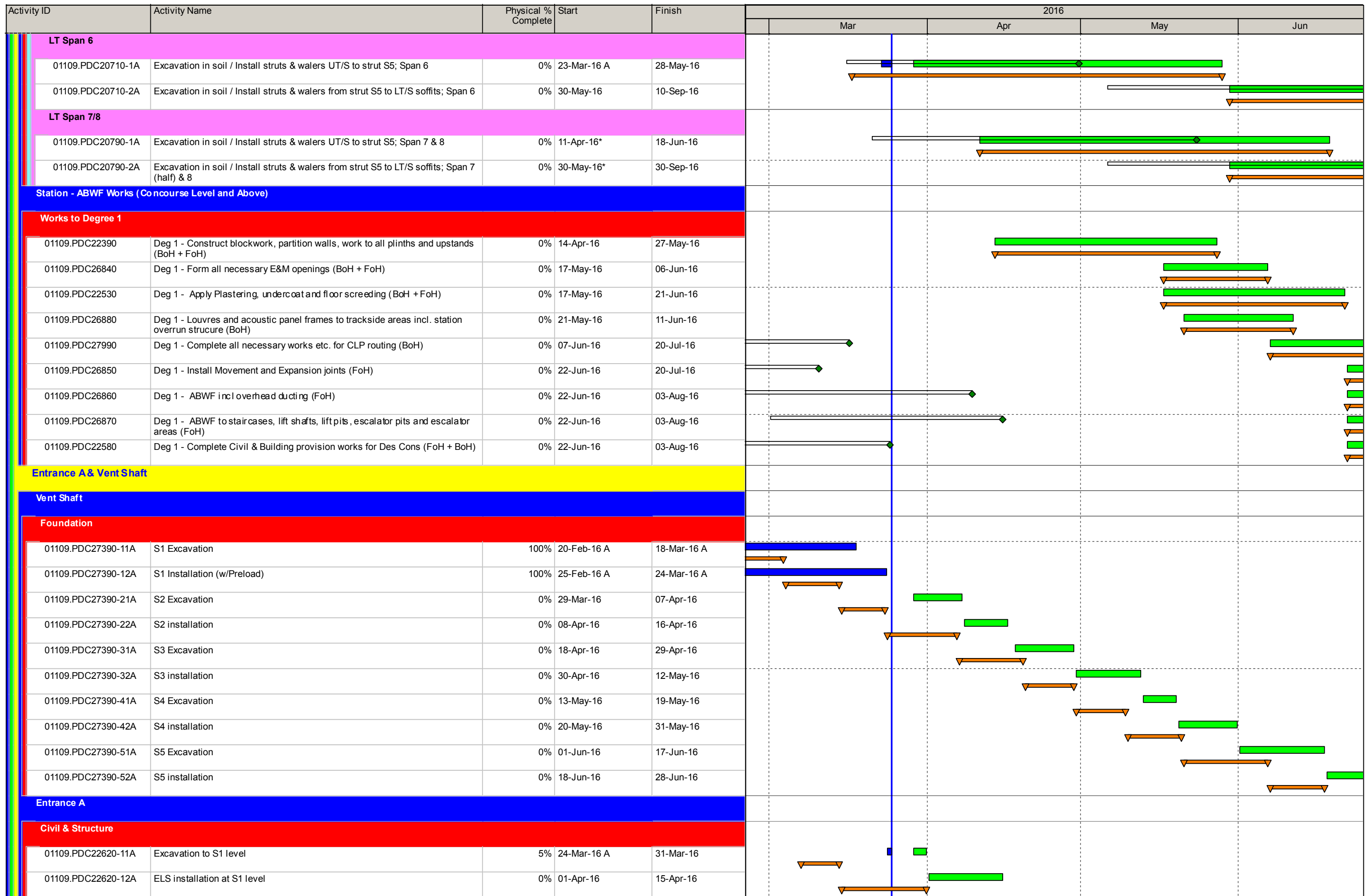
MTR Corporation Limited
Shatin to Central Link Contract 1109

1109-UWP-5Z1, Page 7 of 15

THREE MONTH ROLLING PROGRAMME - Mar 16 TASK filters: 3MRP Dates, MTRC 1109 - 3MRP.

Printed:07-Apr-16

- Actual Work
- Remaining Work
- Master Programme Rev.1
- Last Month Update
- DRM Programme
- Milestone
- MP Rev.1 Milestone
- Last Month Milestone




MTR Corporation Limited
Shatin to Central Link Contract 1109

1109-UWP-5Z1, Page 8 of 15

THREE MONTH ROLLING PROGRAMME - Mar 16 TASK filters: 3MRP Dates, MTRC 1109 - 3MRP.

Printed:07-Apr-16

- Actual Work
- Remaining Work
- Master Programme Rev.1
- Last Month Update
- DRM Programme
- Milestone
- MP Rev.1 Milestone
- Last Month Milestone



MTR Corporation Limited
Shatin to Central Link Contract 1109

1109-UWP-5Z1, Page 9 of 15

THREE MONTH ROLLING PROGRAMME - Mar 16 TASK filters: 3MRP
 Dates, MTRC 1109 - 3MRP.

Printed:07-Apr-16

- Actual Work
- Remaining Work
- Master Programme Rev.1
- Last Month Update
- DRM Programme
- Milestone
- MP Rev.1 Milestone
- Last Month Milestone

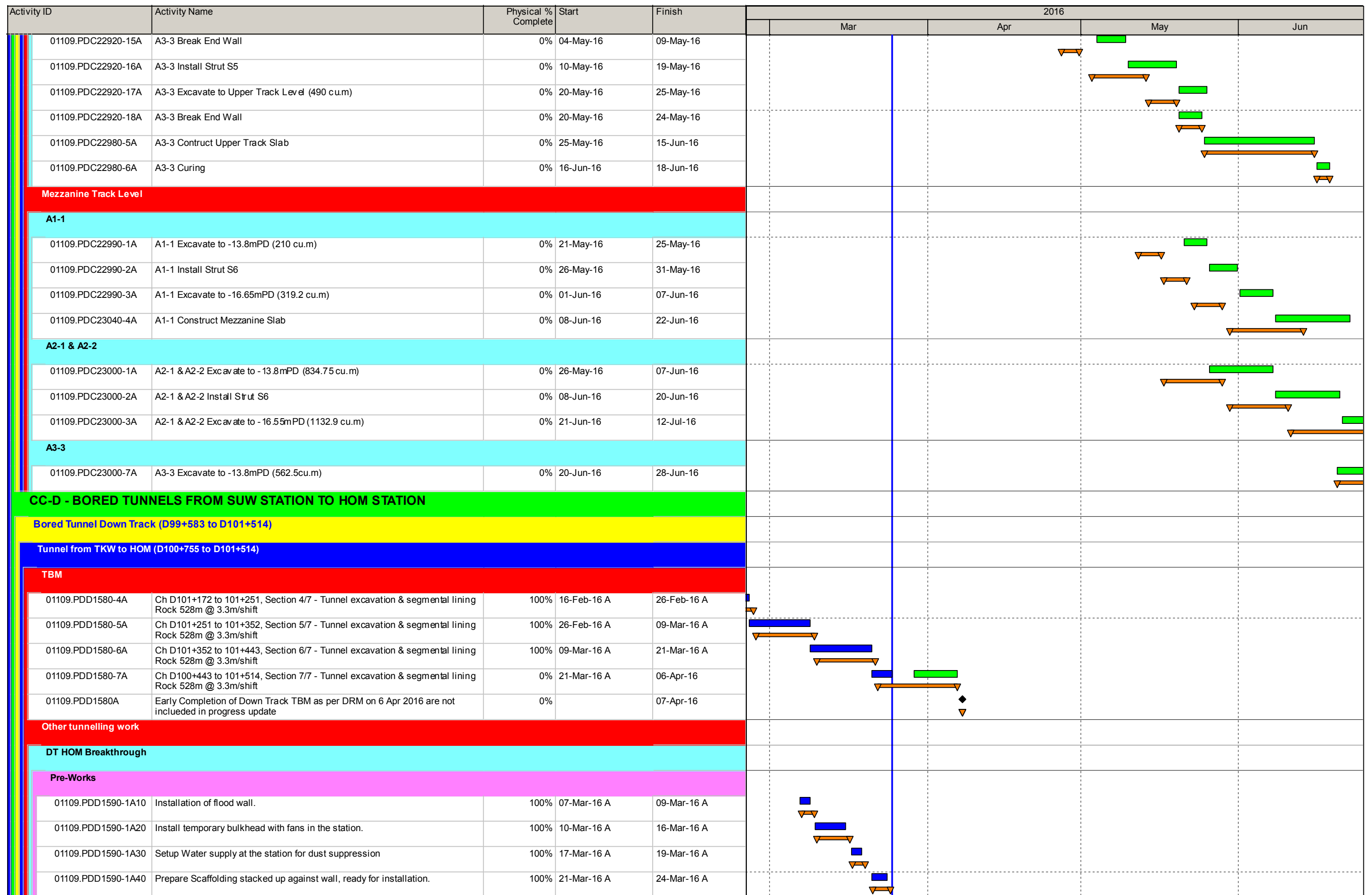
Activity ID	Activity Name	Physical % Complete	Start	Finish	2016			
					Mar	Apr	May	Jun
Entrance D (new)								
Concourse Level								
A3-3								
01109.PDC22900-10A	A3-3 Excavate to -2.58mPD (627.3 cu.m)	100%	29-Jan-16 A	25-Feb-16 A				
01109.PDC22900-8A	Cast partition wall at Span 1	100%	02-Mar-16 A	09-Mar-16 A				
01109.PDC22900-11A	A3-3 Break End Wall	10%	10-Mar-16 A	02-Apr-16				
01109.PDC22940-5A	A3-3 Construct Concourse Slab	0%	05-Apr-16	13-Apr-16				
01109.PDC22940-6A	A3-3 Curing	0%	14-Apr-16	16-Apr-16				
Upper Track Level								
A1-1								
01109.PDC22910-2A	A1-1 Install Strut S4	100%	25-Feb-16 A	11-Mar-16 A				
01109.PDC22910-3A	A1-1 Excavate to -9.0mPD	100%	11-Mar-16 A	16-Mar-16 A				
01109.PDC22910-4A	A1-1 Install Strut S5	40%	23-Mar-16 A	02-Apr-16				
01109.PDC22910-5A	A1-1 Excavate to -11.93mPD	0%	08-Apr-16	13-Apr-16				
A2-1 & A2-2								
01109.PDC22920-2A	A2-1 & A2-2 Install Strut S4	100%	25-Feb-16 A	11-Mar-16 A				
01109.PDC22920-3A	A2-1 & A2-2 Excavate to -8.8mPD (994 cu.m)	100%	14-Mar-16 A	23-Mar-16 A				
01109.PDC22920-4A	A2-1 & A2-2 Install Strut S5	0%	23-Mar-16 A	07-Apr-16				
01109.PDC22920-5A	A2-1 & A2-2 Excavate to -11.7 mPD (1152.75 cu.m)	0%	14-Apr-16	23-Apr-16				
01109.PDC22980-1A	A2-1 & A2-2 Construct Upper Track Slab	0%	25-Apr-16	17-May-16				
01109.PDC22980-2A	A2-1 & A2-2 Curing	0%	18-May-16	20-May-16				
A2-3								
01109.PDC22920-6A	A2-3 Excavate to -6.3mPD (688 cu.m)	0%	18-Apr-16	26-Apr-16				
01109.PDC22920-7A	A2-3 Install Strut S4	0%	27-Apr-16	03-May-16				
01109.PDC22920-8A	A2-3 Excavate to -8.8mPD (463 cu.m)	0%	04-May-16	10-May-16				
01109.PDC22920-9A	A2-3 Install Strut S5	0%	11-May-16	19-May-16				
01109.PDC22920-10A	A2-3 Excavate to -11.36 mPD (474 cu.m)	0%	20-May-16	25-May-16				
01109.PDC22980-3A	A2-3 Construct Upper Track Slab	0%	26-May-16	11-Jun-16				
01109.PDC22980-4A	A2-3 Curing	0%	13-Jun-16	15-Jun-16				
A3-3								
01109.PDC22920-11A	A3-3 Excavate to -6.3mPD (807 cu.m)	0%	18-Apr-16	23-Apr-16				
01109.PDC22920-12A	A3-3 Break End Wall	0%	18-Apr-16	22-Apr-16				
01109.PDC22920-13A	A3-3 Install Strut S4	0%	23-Apr-16	03-May-16				
01109.PDC22920-14A	A3-3 Excavate to -8.8mPD (383 cu.m)	0%	04-May-16	11-May-16				



MTR Corporation Limited
Shatin to Central Link Contract 1109

1109-UWP-5Z1, Page 10 of 15
 THREE MONTH ROLLING PROGRAMME - Mar 16 TASK filters: 3MRP
 Dates, MTRC 1109 - 3MRP.
 Printed:07-Apr-16

- Actual Work
- Remaining Work
- Master Programme Rev.1
- Last Month Update
- DRM Programme
- Milestone
- MP Rev.1 Milestone
- Last Month Milestone



MTR Corporation Limited
Shatin to Central Link Contract 1109

1109-UWP-5Z1, Page 11 of 15

THREE MONTH ROLLING PROGRAMME - Mar 16 TASK filters: 3MRP Dates, MTRC 1109 - 3MRP.

Printed:07-Apr-16

- Actual Work
- Remaining Work
- Master Programme Rev.1
- Last Month Update
- DRM Programme
- Milestone
- MP Rev.1 Milestone
- Last Month Milestone

Activity ID	Activity Name	Physical % Complete	Start	Finish	2016			
					Mar	Apr	May	Jun
01109.PDD1590-1A50	Setup 10T chainblocks and trolleys on the monorails	0%	29-Mar-16	05-Apr-16				
TBM Breakthrough at HOM								
01109.PDD1590-2A10	TBM Breakthrough at HOM	0%	06-Apr-16	06-Apr-16				
01109.PDD1590-2A20	Cleanup and General levelling of material by hand out front of cutter, pumping away slurry.	0%	07-Apr-16	11-Apr-16				
01109.PDD1590-2A30	Bring in concrete pump and pump blinding concrete over material.	0%	12-Apr-16	12-Apr-16				
Tunnel Works								
01109.PDD1590-3A10	Removal of tunnel services	0%	08-Apr-16	26-Apr-16				
01109.PDD1590-3A20	Reset 1 x Air, 1 x Water and 1 x dewater line.	0%	23-Apr-16	26-Apr-16				
01109.PDD1590-3A30	Mobilise invert concrete gear	0%	27-Apr-16	04-May-16				
01109.PDD1590-3A40	Remove rail from TKW to HOM.	0%	04-May-16	06-May-16				
01109.PDD1590-3A50	Hand Tunnel in TKW over to TKW team	0%	09-May-16	09-May-16				
TBM Preparation Works out front.								
01109.PDD1590-4A10	Setup transfer system for steel pieces out into HOM 1001 (crane or sliding system)	0%	07-Apr-16	12-Apr-16				
01109.PDD1590-4A20	Setup Scaffolding in front of cutterhead.	0%	12-Apr-16	13-Apr-16				
01109.PDD1590-4A30	Check all ventilation and bulkhead arrangements in place.	0%	13-Apr-16	13-Apr-16				
01109.PDD1590-4A40	Commission and run ventilation fans	0%	13-Apr-16	13-Apr-16				
1111 Setup works								
01109.PDD1590-5A10	Get Access to 1111 site area.	0%	25-Apr-16	25-Apr-16				
01109.PDD1590-5A20	Setup site area at 1111	0%	25-Apr-16	30-Apr-16				
01109.PDD1590-5A30	Setup rail from contract 1111 (After Bulkhead Wall Removed)	0%	04-May-16	07-May-16				
TBM Dismantling Works - from HOM side								
01109.PDD1590-6A10	Removal of disc cutters	0%	08-Apr-16	09-Apr-16				
01109.PDD1590-6A20	Cutterhead cutting up and transferring pieces into HOM 1001 (first 40 metres)	0%	11-Apr-16	30-Apr-16				
01109.PDD1590-6A40	Shotcrete around leading edge of shield	0%	01-May-16	02-May-16				
01109.PDD1590-6A50	Grout up annulus around the shield	0%	03-May-16	03-May-16				
01109.PDD1590-6A60	Temporarily support manlock	0%	03-May-16	03-May-16				
01109.PDD1590-6A70	Cut up Forward shield top, submerged wall & main bulkhead, expose main drive.	0%	04-May-16	09-May-16				
01109.PDD1590-6A30	Remove Cutterhead pieces out through 1001	0%	09-May-16	21-May-16				
01109.PDD1590-6A80	Cut up forward shield submerged wall bulkhead lower section	0%	09-May-16	09-May-16				
01109.PDD1590-7A10	Remove crusher	0%	10-May-16	12-May-16				
01109.PDD1590-7A20	Open up main bulkhead area under the main drive.	0%	13-May-16	17-May-16				
01109.PDD1590-7A30	Setup jacking system	0%	18-May-16	20-May-16				
01109.PDD1590-7A40	Extend rail into TBM area	0%	21-May-16	21-May-16				
01109.PDD1590-7A50	Jack main drive up and place onto the flatcar.	0%	23-May-16	25-May-16				



MTR Corporation Limited
Shatin to Central Link Contract 1109

1109-UWP-5Z1, Page 12 of 15

THREE MONTH ROLLING PROGRAMME - Mar 16 TASK filters: 3MRP Dates, MTRC 1109 - 3MRP.

Printed:07-Apr-16

- Actual Work
- Remaining Work
- Master Programme Rev.1
- Last Month Update
- DRM Programme
- Milestone
- MP Rev.1 Milestone
- Last Month Milestone

Activity ID	Activity Name	Physical % Complete	Start	Finish	2016				
					Mar	Apr	May	Jun	
01109.PDD1590-7A60	Complete cutting bulkheads	0%	26-May-16	30-May-16					
01109.PDD1590-7A70	Remove Manlock	0%	30-May-16	30-May-16					
01109.PDD1590-7A80	Complete cutting of shield	0%	31-May-16	04-Jun-16					
TBM Dismantling Works - from SUW side									
01109.PDD1590-8A10	Removal of thrust cylinders with erector frame	0%	11-Apr-16	14-Apr-16					
01109.PDD1590-8A20	Removal of pipework within shield	0%	14-Apr-16	18-Apr-16					
01109.PDD1590-8A30	Removal of articulation cylinders within shield	0%	19-Apr-16	21-Apr-16					
01109.PDD1590-8A40	Gantry disconnection preparation works.	0%	22-Apr-16	26-Apr-16					
01109.PDD1590-8A50	Gantry Removal Gantry 5,4,3,2,bridge,1	0%	27-Apr-16	02-May-16					
01109.PDD1590-8A60	Setup Erector Transport frame	0%	02-May-16	02-May-16					
01109.PDD1590-8A70	Removal of erector + erector frame.	0%	03-May-16	03-May-16					
Sump room to tunnel									
01109.PDD1610-2A	Segment coring and dismantling	100%	11-Feb-16 A	03-Mar-16 A					
01109.PDD1610-3A	Excavation to Pump Sump for Collar Construction	0%	04-Mar-16 A	05-Apr-16					
01109.PDD1610-4A	Structure Work (Collar)	0%	06-Apr-16	19-Apr-16					
01109.PDD1610-5A	Removal of Steel Frame	0%	20-Apr-16	21-Apr-16					
01109.PDD1610-10A	Adit Excavation and Shotcrete(6.75m)	0%	22-Apr-16	04-Jun-16					
01109.PDD1610-20A	Sump Pit Excavation and Shotcrete(D5.7m x 6.6m Deep): 3m3/day	0%	06-Jun-16	13-Aug-16					
Bored Tunnel Up Track (U99+565 to U101+490)									
Tunnel through TKW (U100+421 to U100+744)									
TBM									
01109.PDD1980A	Deck + Initial Steelwork Setup	100%	18-Feb-16 A	01-Mar-16 A					
01109.PDD1990A	TBM Advancing onto Deck + Lifting	100%	25-Feb-16 A	04-Mar-16 A					
01109.PDD2000A	Moving TBM from Gridline 27 to 22.5, Moving TBM from Gridline 22.5 to gridline 6	100%	03-Mar-16 A	17-Mar-16 A					
01109.PDD2010A	Dismantle steel and relocate deck	100%	18-Mar-16 A	01-Apr-16					
01109.PDD2020A	Moving TBM from Gridline 6 to gridline 1.	0%	01-Apr-16	06-Apr-16					
01109.PDD2030A	Services Setup, TBM Launching Process.	0%	07-Apr-16	12-Apr-16					
01109.PDD2030-9A	Completed TBM Launching Process.	0%		12-Apr-16					
Tunnel from TKW to HOM (U100+744 to U101+490)									
TBM									
01109.PDD2070	Ch U100+744 to +914 - Tunnel excavation & segmental lining 170m @7.5 m/shift	0%	13-Apr-16	25-Apr-16					
01109.PDD2080	Ch U100+914 to +951 - Tunnel excavation & segmental lining 37m (thro Grout Block) @8.4 m/shift	0%	26-Apr-16	27-Apr-16					
01109.PDD2090	Ch U100+951 - Cutter Maintenance 3	0%	28-Apr-16	28-Apr-16					
01109.PDD2100	Ch U100+951 to +994 - Tunnel excavation & segmental lining 43m @6.9 m/shift	0%	29-Apr-16	03-May-16					




MTR Corporation Limited
Shatin to Central Link Contract 1109

1109-UWP-5ZL, Page 13 of 15

THREE MONTH ROLLING PROGRAMME - Mar 16 TASK filters: 3MRP Dates, MTRC 1109 - 3MRP.

Printed:07-Apr-16

- Actual Work
- Remaining Work
- Master Programme Rev.1
- Last Month Update
- DRM Programme
- Milestone
- MP Rev.1 Milestone
- Last Month Milestone



MTR Corporation Limited
Shatin to Central Link Contract 1109

1109-UWP-5Z1, Page 14 of 15

THREE MONTH ROLLING PROGRAMME - Mar 16 TASK filters: 3MRP Dates, MTRC 1109 - 3MRP.

Printed:07-Apr-16

- Actual Work
- Remaining Work
- Master Programme Rev.1
- Last Month Update
- DRM Programme
- Milestone
- MP Rev.1 Milestone
- Last Month Milestone

Activity ID	Activity Name	Physical % Complete	Start	Finish	2016			
					Mar	Apr	May	Jun
General C & S Works								
KS34								
01109.PDBB10140A	Base slab construction	0%	20-Apr-16	06-May-16				
KS34 Excavation								
01109.PDBB10110-1A	Excavation to S2 (Rock Excavation)	90%	26-Nov-15 A	15-Apr-16				
01109.PDBB10110-2A	2nd wailing & strut installation	0%	16-Apr-16	19-Apr-16				






MTR Corporation Limited
Shatin to Central Link Contract 1109

1109-UWP-5ZI, Page 15 of 15

THREE MONTH ROLLING PROGRAMME - Mar 16 TASK filters: 3MRP Dates, MTRC 1109 - 3MRP.

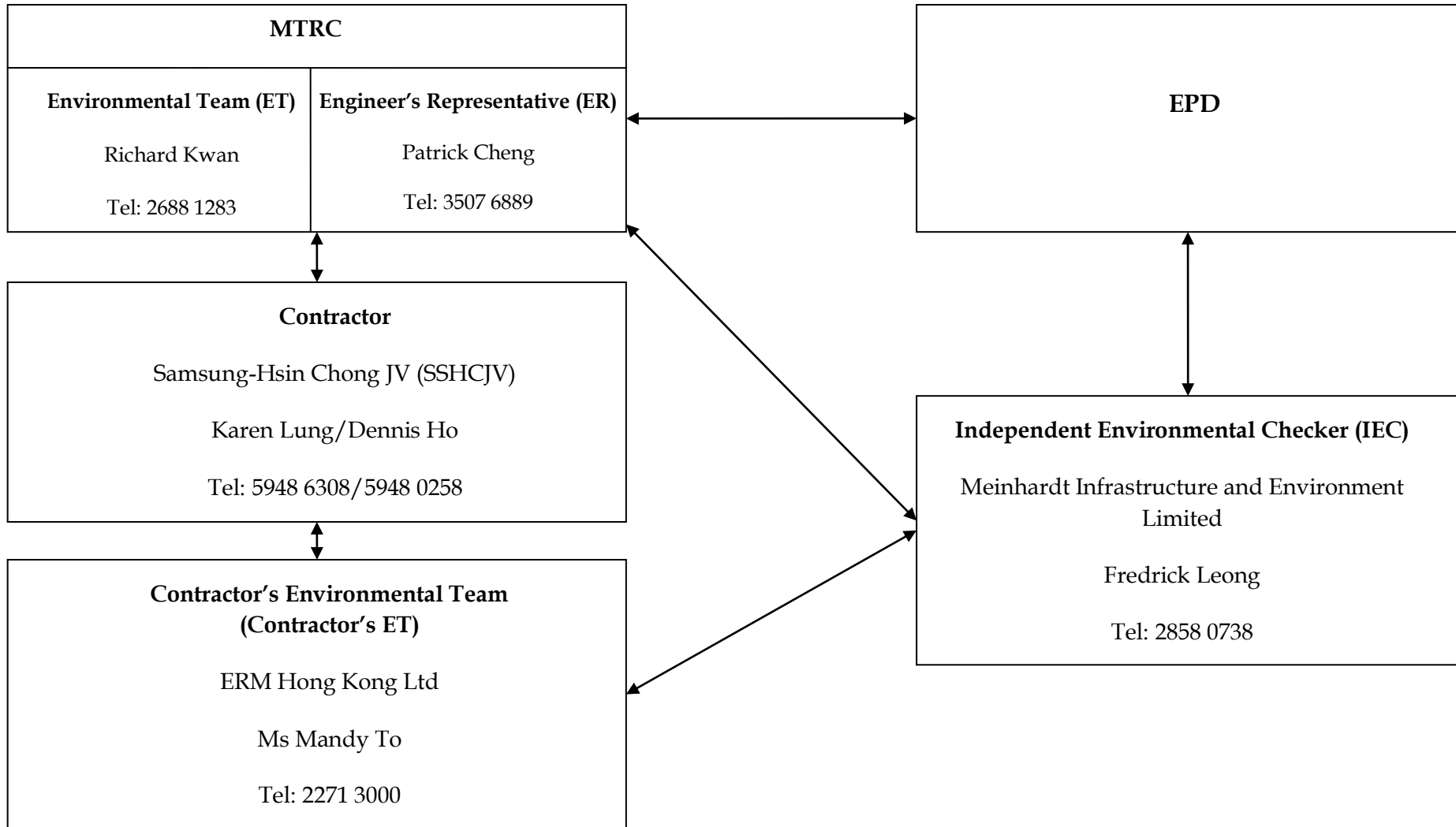
Printed:07-Apr-16

-  Actual Work
-  Remaining Work
-  Master Programme Rev.1
-  Last Month Update
-  DRM Programme
-  Milestone
-  MP Rev.1 Milestone
-  Last Month Milestone

Annex C

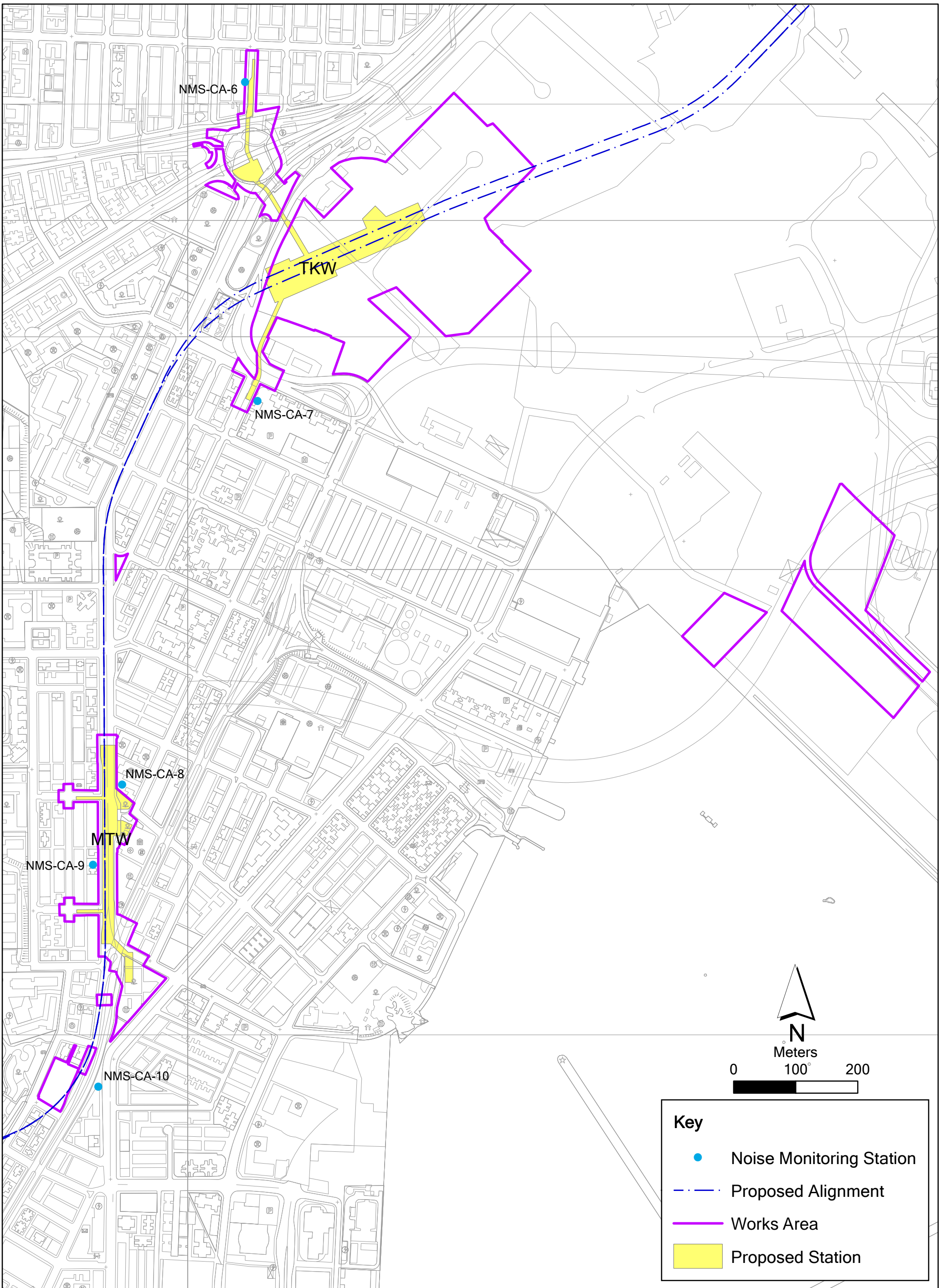
Project Organization Chart and Contact Detail

Annex C Project Organization of SCL Works Contract 1109



Annex D

Locations of Noise and Dust Monitoring Stations



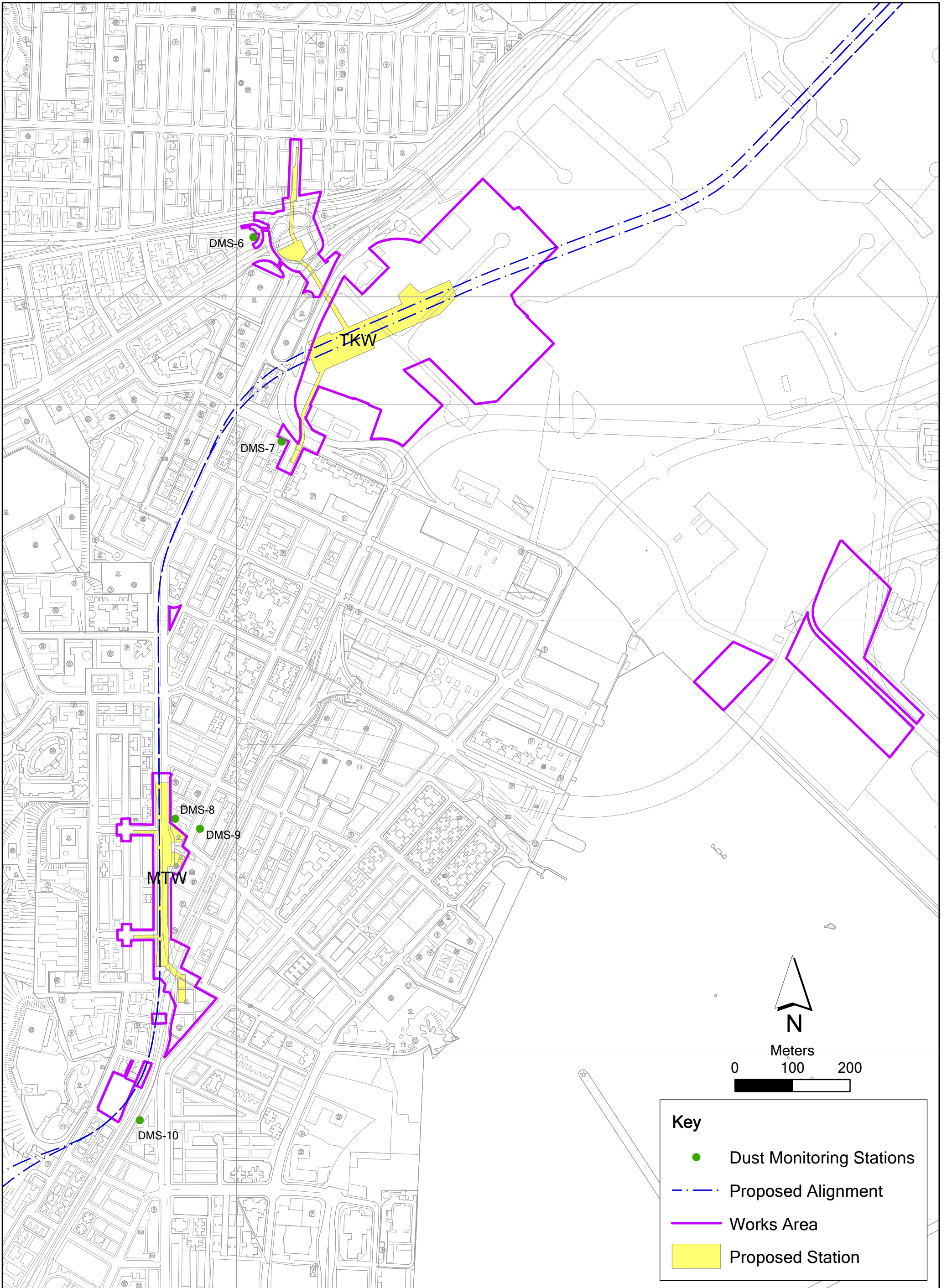
Annex D1

Location of Regular Construction Noise Monitoring Stations

File: T:\GIS\CONTRACT\0171181\Mxd\0171181_Airborne_Noise_Monitoring_Stations_Annex.mxd
Date: 12/08/2014

Environmental
Resources
Management





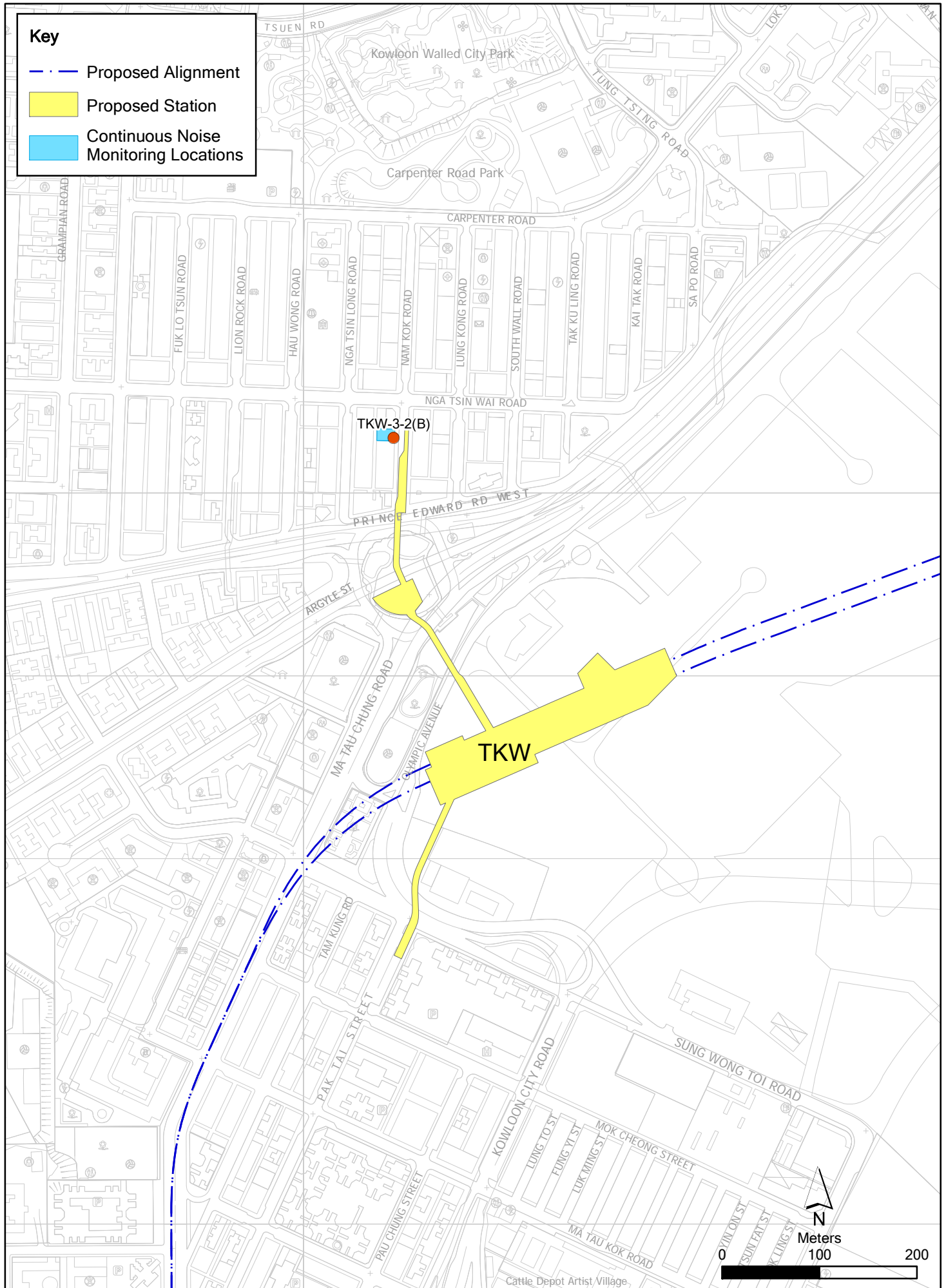


Figure 2.2a

Continuous Noise Monitoring Locations

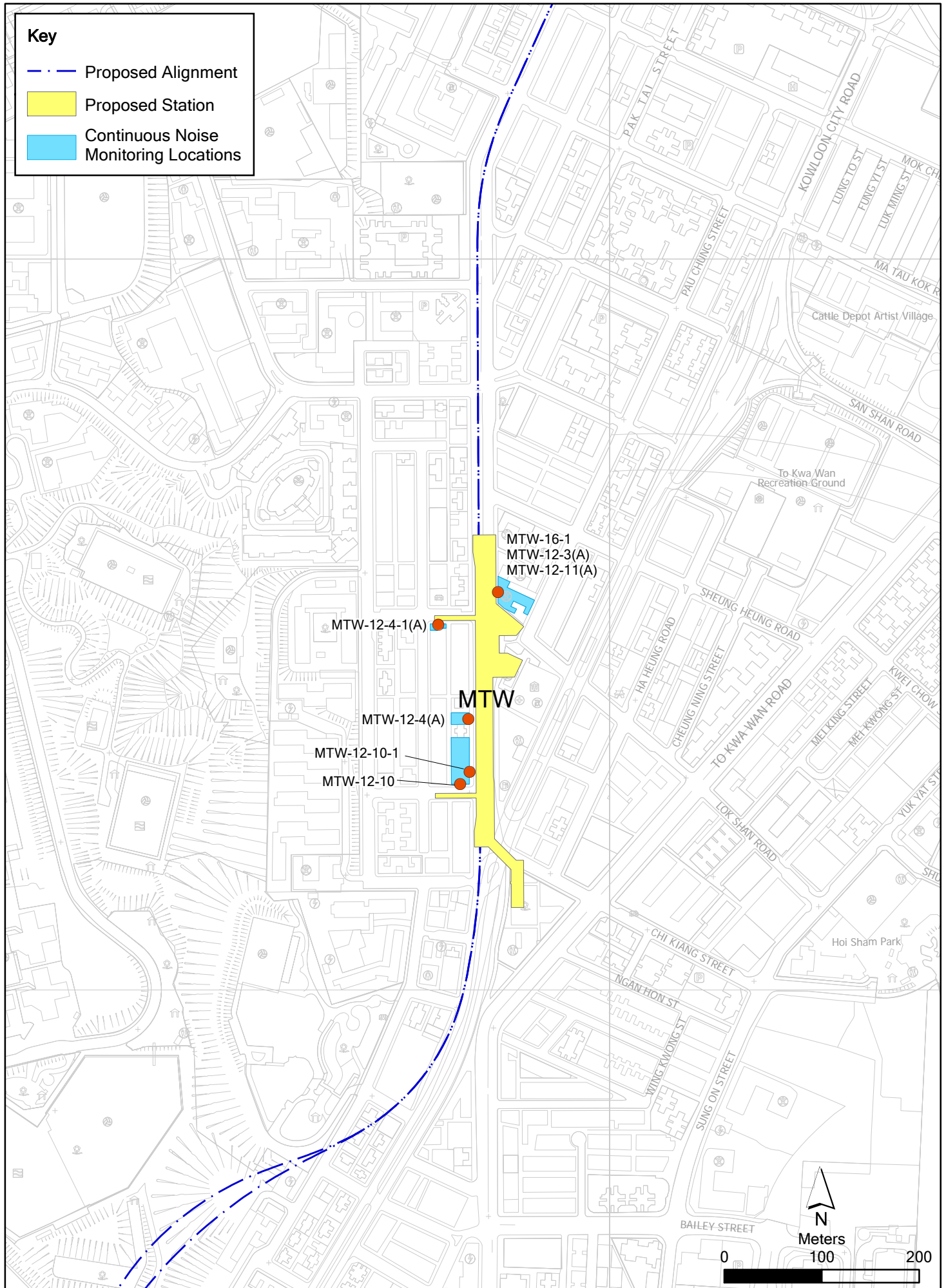


Figure 2.2b

Continuous Noise Monitoring Locations

Annex E

Monitoring Schedule of the Reporting Period and the Next Month

**Shatin to Central Link
Works Contract 1109
Stations and Tunnels of Kowloon City Section
Regular Noise Monitoring Schedule**

**Noise Monitoring Stations:
NMS-CA-6, NMS-CA-7, NMS-CA-8, NMS-CA-9 and NMS-CA-10
Monitoring Month : March 2016**

Sunday	Monday	Tuesday	Wednesday	Thursday	Friday	Saturday
		01-Mar	02-Mar	03-Mar	04-Mar	05-Mar
		Noise Monitoring				
06-Mar	07-Mar	08-Mar	09-Mar	10-Mar	11-Mar	12-Mar
	Noise Monitoring					
13-Mar	14-Mar	15-Mar	16-Mar	17-Mar	18-Mar	19-Mar
					Noise Monitoring	
20-Mar	21-Mar	22-Mar	23-Mar	24-Mar	25-Mar	26-Mar
				Noise Monitoring		
27-Mar	28-Mar	29-Mar	30-Mar	31-Mar		
			Noise Monitoring			

**Shatin to Central Link
Works Contract 1109
Stations and Tunnels of Kowloon City Section
Regular Noise Monitoring Schedule**

**Noise Monitoring Stations:
NMS-CA-6, NMS-CA-7, NMS-CA-8, NMS-CA-9 and NMS-CA-10
Monitoring Month : April 2016**

Sunday	Monday	Tuesday	Wednesday	Thursday	Friday	Saturday
					01-Apr	02-Apr
03-Apr	04-Apr	05-Apr	06-Apr	07-Apr	08-Apr	09-Apr
					Noise Monitoring	
10-Apr	11-Apr	12-Apr	13-Apr	14-Apr	15-Apr	16-Apr
				Noise Monitoring		
17-Apr	18-Apr	19-Apr	20-Apr	21-Apr	22-Apr	23-Apr
			Noise Monitoring			
24-Apr	25-Apr	26-Apr	27-Apr	28-Apr	29-Apr	30-Apr
		Noise Monitoring				

**Shatin to Central Link
Works Contract 1109
Stations and Tunnels of Kowloon City Section
Regular Dust Monitoring Schedule**

**24-hr TSP Monitoring Stations:
DMS-6, DMS-7, DMS-8, DMS-9 and DMS-10
Monitoring Month: March 2016**

Sunday	Monday	Tuesday	Wednesday	Thursday	Friday	Saturday
		01-Mar	02-Mar	03-Mar	04-Mar	05-Mar
		24-hr TSP Monitoring				
06-Mar	07-Mar	08-Mar	09-Mar	10-Mar	11-Mar	12-Mar
	24-hr TSP Monitoring					24-hr TSP Monitoring
13-Mar	14-Mar	15-Mar	16-Mar	17-Mar	18-Mar	19-Mar
					24-hr TSP Monitoring	
20-Mar	21-Mar	22-Mar	23-Mar	24-Mar	25-Mar	26-Mar
				24-hr TSP Monitoring		
27-Mar	28-Mar	29-Mar	30-Mar	31-Mar		
			24-hr TSP Monitoring			

**Shatin to Central Link
Works Contract 1109
Stations and Tunnels of Kowloon City Section
Regular Dust Monitoring Schedule**

**24-hr TSP Monitoring Stations:
DMS-6, DMS-7, DMS-8, DMS-9 and DMS-10
Monitoring Month: April 2016**

Sunday	Monday	Tuesday	Wednesday	Thursday	Friday	Saturday
					01-Apr	02-Apr
						24-hr TSP Monitoring
03-Apr	04-Apr	05-Apr	06-Apr	07-Apr	08-Apr	09-Apr
					24-hr TSP Monitoring	
10-Apr	11-Apr	12-Apr	13-Apr	14-Apr	15-Apr	16-Apr
				24-hr TSP Monitoring		
17-Apr	18-Apr	19-Apr	20-Apr	21-Apr	22-Apr	23-Apr
			24-hr TSP Monitoring			
24-Apr	25-Apr	26-Apr	27-Apr	28-Apr	29-Apr	30-Apr
		24-hr TSP Monitoring				

Annex F

Calibration Reports

Annex F Calibration Reports

Dust Monitoring Equipment

Monitoring Station ID	Location	Monitoring Equipment		Last Calibration Date	Next Calibration Date
<i>24-hr TSP</i>		HVS	Calibrator		
DMS-6	Katherine Building	TE-5170 (S/N 0107)	CM-AIR-43 (Orifice I.D. 2454)	5 September 2015	5 March 2016
DMS-6	Katherine Building	TE-5170 (S/N 0107)	CM-AIR-43 (Orifice I.D. 2454)	5 March 2016	5 September 2016
DMS-7	Parc 22	TE-5170 (S/N 3574)	CM-AIR-43 (Orifice I.D. 2454)	5 September 2015	5 March 2016
DMS-7	Parc 22	TE-5170 (S/N 3574)	CM-AIR-43 (Orifice I.D. 2454)	5 March 2016	5 September 2016
DMS-8	SKH Good Shepherd Primary School	TE-5170 (S/N 3572)	CM-AIR-43 (Orifice I.D. 2454)	5 September 2015	5 March 2016
DMS-8	SKH Good Shepherd Primary School	TE-5170 (S/N 3572)	CM-AIR-43 (Orifice I.D. 2454)	5 March 2016	5 September 2016
DMS-9	No. 12 Pau Chung Street	TE-5170 (S/N 0814)	CM-AIR-43 (Orifice I.D. 2454)	5 September 2015	5 March 2016
DMS-9	No. 12 Pau Chung Street	TE-5170 (S/N 0814)	CM-AIR-43 (Orifice I.D. 2454)	5 March 2016	5 September 2016
DMS-10	Chat Ma Mansion	TE-5170 (S/N 3573)	CM-AIR-43 (Orifice I.D. 2454)	5 September 2015	5 March 2016
DMS-10	Chat Ma Mansion	TE-5170 (S/N 3573)	CM-AIR-43 (Orifice I.D. 2454)	5 March 2016	5 September 2016

Noise Monitoring Equipment

Monitoring Station ID	Monitoring Equipment	Model & Serial No.	Last Calibration Date	Next Calibration Date
NMS-CA-6, NMS-CA-7, NMS-CA-9 and NMS-CA-10	Calibrator	Rion NC-73 (S/N 10997142)	14 June 2015	14 June 2016
	Sound Level Meter	Rion NL-18 (S/N 00360030)	20 July 2015	20 July 2016
NMS-CA-8, and MTW-16-1	Calibrator	Rion NC-73 (S/N 10997142)	14 June 2015	14 June 2016
	Sound Level Meter	Rion NL-31 (S/N 00320533)	14 June 2015	14 June 2016

ENVIROTECH SERVICES CO.

High-Volume TSP Sampler
5-Point Calibration Record

Location : DMS-6(Katherine Building)
Calibrated by : K.T.Ho
Date : 05/09/2015

Sampler

Model : TE-5170
Serial Number : S/N 0107

Calibration Office and Standard Calibration Relationship

Serial Number : 2454
Service Date : 14 Mar 2015
Slope (m) : 2.09532
Intercept (b) : -0.03812
Correlation Coefficient(r) : 0.99994

Standard Condition

Pstd (hpa) : 1013
Tstd (K) : 298.18

Calibration Condition

Pa (hpa) : 1012
Ta(K) : 302

Resistance Plate	dH [green liquid] (inch water)	Z	X=Qstd (cubic meter/min)	IC (chart)	Y (corrected)
1 18 holes	12.2	3.468	1.672	52	51.63
2 13 holes	9.2	3.012	1.454	44	43.69
3 10 holes	7.0	2.627	1.270	38	37.73
4 7 holes	4.0	1.986	0.963	28	27.80
5 5 holes	2.4	1.538	0.749	20	19.86

Sampler Calibration Relationship (Linear Regression)

Slope(m): 33.971 Intercept(b): -5.358 Correlation Coefficient(r): 0.9997

Checked by: Magnum Fan

Date: 10/09/2015

ENVIROTECH SERVICES CO.

High-Volume TSP Sampler
5-Point Calibration Record

Location : DMS-6(Katherine Building)
Calibrated by : K.T.Ho
Date : 05/03/2016

Sampler

Model : TE-5170
Serial Number : S/N 0107

Calibration Orifice and Standard Calibration Relationship

Serial Number : 2454
Service Date : 14 Mar 2015
Slope (m) : 2.09532
Intercept (b) : -0.03812
Correlation Coefficient(r) : 0.99994

Standard Condition

Pstd (hpa) : 1013
Tstd (K) : 298.18

Calibration Condition

Pa (hpa) : 1023
Ta(K) : 291

Resistance Plate	dH [green liquid] (inch water)	Z	X=Qstd (cubic meter/min)	IC (chart)	Y (corrected)
1 18 holes	12.8	3.638	1.755	55	55.93
2 13 holes	9.8	3.184	1.538	48	48.81
3 10 holes	7.6	2.804	1.356	41	41.69
4 7 holes	4.6	2.181	1.059	30	30.51
5 5 holes	2.8	1.702	0.830	23	23.39

Sampler Calibration Relationship (Linear Regression)

Slope(m): 35.838 Intercept(b): -6.793 Correlation Coefficient(r): 0.9993

Checked by: Magnum Fan

Date: 10/03/2016

High-Volume TSP Sampler
5-Point Calibration Record

Location : DMS-7(Parc 22)
 Calibrated by : K.T.Ho
 Date : 05/09/2015

Sampler

Model : TE-5170
 Serial Number : S/N 3574

Calibration Office and Standard Calibration Relationship

Serial Number : 2454
 Service Date : 14 Mar 2015
 Slope (m) : 2.09532
 Intercept (b) : -0.03812
 Correlation Coefficient(r) : 0.99994

Standard Condition

Pstd (hpa) : 1013
 Tstd (K) : 298.18

Calibration Condition

Pa (hpa) : 1012
 Ta(K) : 302

Resistance Plate	dH [green liquid] (inch water)	Z	X=Qstd (cubic meter/min)	IC (chart)	Y (corrected)
1 18 holes	12.0	3.439	1.658	62	61.56
2 13 holes	9.2	3.012	1.454	54	53.61
3 10 holes	7.0	2.627	1.270	48	47.66
4 7 holes	4.2	2.035	0.987	38	37.73
5 5 holes	2.6	1.601	0.779	30	29.79

Sampler Calibration Relationship (Linear Regression)

Slope(m):35.684 Intercept(b):2.193 Correlation Coefficient(r):0.9996

Checked by: Magnum Fan

Date: 10/09/2015

High-Volume TSP Sampler
5-Point Calibration Record

Location : DMS-7(Parc 22)
 Calibrated by : K.T.Ho
 Date : 05/03/2016

Sampler

Model : TE-5170
 Serial Number : S/N 3574

Calibration Orifice and Standard Calibration Relationship

Serial Number : 2454
 Service Date : 14 Mar 2015
 Slope (m) : 2.09532
 Intercept (b) : -0.03812
 Correlation Coefficient(r) : 0.99994

Standard Condition

Pstd (hpa) : 1013
 Tstd (K) : 298.18

Calibration Condition

Pa (hpa) : 1023
 Ta(K) : 291

Resistance Plate		dH [green liquid] (inch water)	Z	X=Qstd (cubic meter/min)	IC (chart)	Y (corrected)
1	18 holes	12.6	3.610	1.741	66	67.12
2	13 holes	9.8	3.184	1.538	57	57.97
3	10 holes	7.0	2.691	1.302	48	48.81
4	7 holes	4.8	2.228	1.082	38	38.64
5	5 holes	3.0	1.761	0.859	28	28.47

Sampler Calibration Relationship (Linear Regression)

Slope(m):43.502 Intercept(b):-8.533 Correlation Coefficient(r): 0.9996

Checked by: Magnum Fan

Date: 10/03/2016

High-Volume TSP Sampler
5-Point Calibration Record

Location : DMS-8(SHK Good Shepherd Primary School)
 Calibrated by : K.T.Ho
 Date : 05/09/2015

Sampler

Model : TE-5170
 Serial Number : S/N 3572

Calibration Office and Standard Calibration Relationship

Serial Number : 2454
 Service Date : 14 Mar 2015
 Slope (m) : 2.09532
 Intercept (b) : -0.03812
 Correlation Coefficient(r) : 0.99994

Standard Condition

Pstd (hpa) : 1013
 Tstd (K) : 298.18

Calibration Condition

Pa (hpa) : 1012
 Ta(K) : 302

Resistance Plate	dH [green liquid] (inch water)	Z	X=Qstd (cubic meter/min)	IC (chart)	Y (corrected)
1 18 holes	11.8	3.411	1.645	60	59.57
2 13 holes	9.4	3.044	1.469	54	53.61
3 10 holes	7.0	2.627	1.270	47	46.66
4 7 holes	4.4	2.083	1.010	38	37.73
5 5 holes	2.8	1.661	0.808	30	29.79

Sampler Calibration Relationship (Linear Regression)

Slope(m): 35.389 Intercept(b): 1.581 Correlation Coefficient(r): 0.9996

Checked by: Magnum Fan

Date: 10/09/2015

High-Volume TSP Sampler
5-Point Calibration Record

Location : DMS-8(SHK Good Shepherd Primary School)
 Calibrated by : K.T.Ho
 Date : 05/03/2016

Sampler

Model : TE-5170
 Serial Number : S/N 3572

Calibration Orifice and Standard Calibration Relationship

Serial Number : 2454
 Service Date : 14 Mar 2015
 Slope (m) : 2.09532
 Intercept (b) : -0.03812
 Correlation Coefficient(r) : 0.99994

Standard Condition

Pstd (hpa) : 1013
 Tstd (K) : 298.18

Calibration Condition

Pa (hpa) : 1023
 Ta(K) : 291

Resistance Plate		dH [green liquid] (inch water)	Z	X=Qstd (cubic meter/min)	IC (chart)	Y (corrected)
1	18 holes	12.6	3.610	1.741	64	65.08
2	13 holes	9.8	3.184	1.538	56	56.95
3	10 holes	7.8	2.840	1.374	50	50.85
4	7 holes	5.0	2.274	1.103	40	40.68
5	5 holes	2.8	1.702	0.830	28	28.47

Sampler Calibration Relationship (Linear Regression)

Slope(m): 39.770 Intercept(b): -3.978 Correlation Coefficient(r): 0.9993

Checked by: Magnum Fan

Date: 10/03/2016

High-Volume TSP Sampler
5-Point Calibration Record

Location : DMS-9(No. 12 Pau Chung Street)
 Calibrated by : K.T.Ho
 Date : 05/09/2015

Sampler

Model : TE-5170
 Serial Number : S/N 0814

Calibration Office and Standard Calibration Relationship

Serial Number : 2454
 Service Date : 14 Mar 2015
 Slope (m) : 2.09532
 Intercept (b) : -0.03812
 Correlation Coefficient(r) : 0.99994

Standard Condition

Pstd (hpa) : 1013
 Tstd (K) : 298.18

Calibration Condition

Pa (hpa) : 1012
 Ta(K) : 302

Resistance Plate	dH [green liquid] (inch water)	Z	X=Qstd (cubic meter/min)	IC (chart)	Y (corrected)
1 18 holes	12.2	3.468	1.672	66	65.53
2 13 holes	9.4	3.044	1.469	56	55.60
3 10 holes	6.8	2.589	1.252	48	47.66
4 7 holes	4.2	2.035	0.987	36	35.74
5 5 holes	2.6	1.601	0.779	26	25.81

Sampler Calibration Relationship (Linear Regression)

Slope(m): 43.760 Intercept(b): -7.834 Correlation Coefficient(r): 0.9991

Checked by: Magnum Fan

Date: 10/09/2015

High-Volume TSP Sampler
5-Point Calibration Record

Location : DMS-9(No. 12 Pau Chung Street)
Calibrated by : K.T.Ho
Date : 05/03/2016

Sampler

Model : TE-5170
Serial Number : S/N 0814

Calibration Orifice and Standard Calibration Relationship

Serial Number : 2454
Service Date : 14 Mar 2015
Slope (m) : 2.09532
Intercept (b) : -0.03812
Correlation Coefficient(r) : 0.99994

Standard Condition

Pstd (hpa) : 1013
Tstd (K) : 298.18

Calibration Condition

Pa (hpa) : 1023
Ta(K) : 291

Resistance Plate		dH [green liquid] (inch water)	Z	X=Qstd (cubic meter/min)	IC (chart)	Y (corrected)
1	18 holes	12.8	3.638	1.755	68	69.15
2	13 holes	10.0	3.216	1.553	58	58.98
3	10 holes	7.8	2.840	1.374	51	51.86
4	7 holes	5.0	2.274	1.103	40	40.68
5	5 holes	2.8	1.702	0.830	28	28.47

Sampler Calibration Relationship (Linear Regression)

Slope(m): 43.326 Intercept(b): -7.490 Correlation Coefficient(r): 0.9994

Checked by: Magnum Fan

Date: 10/03/2016

High-Volume TSP Sampler
5-Point Calibration Record

Location : DMS-10(Chat Ma Mansion)
 Calibrated by : K.T.Ho
 Date : 05/09/2015

Sampler

Model : TE-5170
 Serial Number : S/N 3573

Calibration Office and Standard Calibration Relationship

Serial Number : 2454
 Service Date : 14 Mar 2015
 Slope (m) : 2.09532
 Intercept (b) : -0.03812
 Correlation Coefficient(r) : 0.99994

Standard Condition

Pstd (hpa) : 1013
 Tstd (K) : 298.18

Calibration Condition

Pa (hpa) : 1012
 Ta(K) : 302

Resistance Plate	dH [green liquid] (inch water)	Z	X=Qstd (cubic meter/min)	IC (chart)	Y (corrected)
1 18 holes	11.2	3.323	1.603	58	57.59
2 13 holes	9.0	2.979	1.438	52	51.63
3 10 holes	7.0	2.627	1.270	46	45.67
4 7 holes	4.6	2.129	1.032	37	36.74
5 5 holes	2.3	1.506	0.734	28	27.80

Sampler Calibration Relationship (Linear Regression)

Slope(m):34.574 Intercept(b): 1.871 Correlation Coefficient(r): 0.9990

Checked by: Magnum Fan

Date: 10/09/2015

High-Volume TSP Sampler
5-Point Calibration Record

Location : DMS-10(Chat Ma Mansion)
 Calibrated by : K.T.Ho
 Date : 05/03/2016

Sampler

Model : TE-5170
 Serial Number : S/N 3573

Calibration Orifice and Standard Calibration Relationship

Serial Number : 2454
 Service Date : 14 Mar 2015
 Slope (m) : 2.09532
 Intercept (b) : -0.03812
 Correlation Coefficient(r) : 0.99994

Standard Condition

Pstd (hpa) : 1013
 Tstd (K) : 298.18

Calibration Condition

Pa (hpa) : 1023
 Ta(K) : 291

Resistance Plate		dH [green liquid] (inch water)	Z	X=Qstd (cubic meter/min)	IC (chart)	Y (corrected)
1	18 holes	12.0	3.523	1.699	61	62.03
2	13 holes	9.8	3.184	1.538	56	56.95
3	10 holes	7.7	2.822	1.365	50	50.85
4	7 holes	5.0	2.274	1.103	43	43.73
5	5 holes	2.2	1.508	0.738	32	32.54

Sampler Calibration Relationship (Linear Regression)

Slope(m): 30.509 Intercept(b): 9.904 Correlation Coefficient(r): 0.9994

Checked by: Magnum Fan

Date: 10/03/2016



ORIFICE TRANSFER STANDARD CERTIFICATION WORKSHEET TE-5025A

Date - Mar 24, 2015 Rootmeter S/N 0438320 Ta (K) - 292
 Operator Tisch Orifice I.D. - 2454 Pa (mm) - 756.92

PLATE OR Run #	VOLUME START (m3)	VOLUME STOP (m3)	DIFF VOLUME (m3)	DIFF TIME (min)	METER DIFF Hg (mm)	ORFICE DIFF H2O (in.)
1	NA	NA	1.00	1.4460	3.2	2.00
2	NA	NA	1.00	1.0300	6.4	4.00
3	NA	NA	1.00	0.9180	7.9	5.00
4	NA	NA	1.00	0.8780	8.7	5.50
5	NA	NA	1.00	0.7240	12.6	8.00

DATA TABULATION

Vstd	(x axis) Qstd	(y axis)	Va	(x axis) Qa	(y axis)
1.0121	0.6999	1.4258	0.9958	0.6886	0.8784
1.0078	0.9785	2.0163	0.9916	0.9627	1.2422
1.0057	1.0955	2.2543	0.9895	1.0779	1.3888
1.0047	1.1443	2.3644	0.9885	1.1258	1.4566
0.9994	1.3805	2.8515	0.9833	1.3582	1.7568
Qstd slope (m) = 2.09532			Qa slope (m) = 1.31205		
intercept (b) = -0.03812			intercept (b) = -0.02349		
coefficient (r) = 0.99994			coefficient (r) = 0.99994		
y axis = SQRT[H2O(Pa/760) (298/Ta)]			y axis = SQRT[H2O(Ta/Pa)]		

CALCULATIONS

Vstd = Diff. Vol [(Pa-Diff. Hg) / 760] (298/Ta)
 Qstd = Vstd/Time

Va = Diff Vol [(Pa-Diff Hg) / Pa]
 Qa = Va/Time

For subsequent flow rate calculations:

Qstd = 1/m { [SQRT(H2O(Pa/760) (298/Ta))] - b }
 Qa = 1/m { [SQRT H2O(Ta/Pa)] - b }



TISCH ENVIRONMENTAL, INC.
 145 SOUTH MIAMI AVE
 VILLAGE OF CLEVELAND, OH
 45002
 513.467.9000
 877.263.7610 TOLL FREE
 513.467.9009 FAX

ORIFICE TRANSFER STANDARD CERTIFICATION WORKSHEET TE-5025A

Date - Mar 14, 2016 Rootsmeter S/N 0438320 Ta (K) - 295
 Operator Tisch Orifice I.D. - 2454 Pa (mm) - 745.49

PLATE OR Run #	VOLUME START (m3)	VOLUME STOP (m3)	DIFF VOLUME (m3)	DIFF TIME (min)	METER DIFF Hg (mm)	ORFICE DIFF H2O (in.)
1	NA	NA	1.00	1.4020	3.2	2.00
2	NA	NA	1.00	1.0060	6.4	4.00
3	NA	NA	1.00	0.9010	7.9	5.00
4	NA	NA	1.00	0.8590	8.8	5.50
5	NA	NA	1.00	0.7090	12.8	8.00

DATA TABULATION

Vstd	(x axis) Qstd	(y axis)	Va	(x axis) Qa	(y axis)
0.9866	0.7037	1.4078	0.9957	0.7102	0.8896
0.9824	0.9765	1.9909	0.9914	0.9855	1.2581
0.9803	1.0880	2.2259	0.9893	1.0980	1.4066
0.9792	1.1399	2.3345	0.9882	1.1504	1.4753
0.9738	1.3735	2.8155	0.9828	1.3862	1.7792
Qstd slope (m) = 2.10326			Qa slope (m) = 1.31703		
intercept (b) = -0.06696			intercept (b) = -0.04232		
coefficient (r) = 0.99989			coefficient (r) = 0.99989		
y axis = SQRT[H2O(Pa/760) (298/Ta)]			y axis = SQRT[H2O(Ta/Pa)]		

CALCULATIONS

Vstd = Diff. Vol [(Pa-Diff. Hg)/760] (298/Ta)
 Qstd = Vstd/Time

Va = Diff Vol [(Pa-Diff Hg)/Pa]
 Qa = Va/Time

For subsequent flow rate calculations:

Qstd = 1/m{ [SQRT(H2O(Pa/760) (298/Ta))] - b}
 Qa = 1/m{ [SQRT H2O(Ta/Pa)] - b}



輝創工程有限公司

Sun Creation Engineering Limited

Calibration and Testing Laboratory

Certificate of Calibration 校正證書

Certificate No. : C153241

證書編號

ITEM TESTED / 送檢項目 (Job No. / 序引編號 : IC15-1330)

Date of Receipt / 收件日期 : 10 June 2015

Description / 儀器名稱 : Sound Level Calibrator

Manufacturer / 製造商 : Rion

Model No. / 型號 : NC-73

Serial No. / 編號 : 10997142

Supplied By / 委託者 : Envirotech Services Co.

Shop 6, G/F., Casio Mansion, 209 Shaukeiwan Road,
Hong Kong

TEST CONDITIONS / 測試條件

Temperature / 溫度 : (23 ± 2)°C

Relative Humidity / 相對濕度 : (55 ± 20)%

Line Voltage / 電壓 : ---

TEST SPECIFICATIONS / 測試規範

Calibration check

DATE OF TEST / 測試日期 : 14 June 2015

TEST RESULTS / 測試結果

The results apply to the particular unit-under-test only.

All results are within manufacturer's specification.

The results are detailed in the subsequent page(s).

The test equipment used for calibration are traceable to National Standards via :

- The Government of The Hong Kong Special Administrative Region Standard & Calibration Laboratory
- Agilent Technologies / Keysight Technologies
- Rohde & Schwarz Laboratory, Germany
- Fluke Everett Service Center, USA

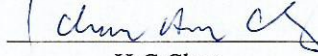
Tested By

測試


K C Lee
Project Engineer

Certified By

核證


H C Chan
Engineer

Date of Issue

簽發日期

16 June 2015

The test equipment used for calibration are traceable to the Nation Standards as specified in this certificate. This certificate shall not be reproduced except in full, without the prior written approval of this laboratory.

本證書所載校正用之測試器材均可溯源至國際標準。局部複印本證書需先獲本實驗所書面批准。

Sun Creation Engineering Limited - Calibration & Testing Laboratory

c/o 4/F, Tsing Shan Wan Exchange Building, 1 Hing On Lane, Tuen Mun, New Territories, Hong Kong

輝創工程有限公司 - 校正及檢測實驗室

c/o 香港新界屯門興安里一號青山灣機樓四樓

Tel/電話: 2927 2606

Fax/傳真: 2744 8986

E-mail/電郵: callab@suncreation.com

Website/網址: www.suncreation.com

Page 1 of 2

Certificate of Calibration

校正證書

Certificate No. : C153241
證書編號

- The unit-under-test (UUT) was allowed to stabilize in the laboratory for over 12 hours before the commencement of the test.
- The results presented are the mean of 3 measurements at each calibration point.
- Test equipment :

Equipment ID	Description	Certificate No.
CL130	Universal Counter	C143868
CL281	Multifunction Acoustic Calibrator	DC130171
TST150A	Measuring Amplifier	C141558

- Test procedure : MA100N.

- Results :

5.1 Sound Level Accuracy

UUT Nominal Value	Measured Value (dB)	Mfr's Spec. (dB)	Uncertainty of Measured Value (dB)
94 dB, 1 kHz	93.7	± 0.5	± 0.2

5.2 Frequency Accuracy

UUT Nominal Value (kHz)	Measured Value (kHz)	Mfr's Spec.	Uncertainty of Measured Value (Hz)
1	0.986	1 kHz ± 2 %	± 1

Remark : The uncertainties are for a confidence probability of not less than 95 %.

Note :

The values given in this Certificate only relate to the values measured at the time of the test and any uncertainties quoted will not include allowance for the equipment long term drift, variations with environment changes, vibration and shock during transportation, overloading, mis-handling, or the capability of any other laboratory to repeat the measurement. Sun Creation Engineering Limited shall not be liable for any loss or damage resulting from the use of the equipment.



輝創工程有限公司

Sun Creation Engineering Limited

Calibration and Testing Laboratory

Certificate of Calibration

校正證書

Certificate No. : C153242

證書編號

ITEM TESTED / 送檢項目 (Job No. / 序引編號 : IC15-1330)

Date of Receipt / 收件日期 : 10 June 2015

Description / 儀器名稱 : Sound Level Meter

Manufacturer / 製造商 : Rion

Model No. / 型號 : NL-31

Serial No. / 編號 : 00320533

Supplied By / 委託者 : Envirotech Services Co.

Shop 6, G/F., Casio Mansion, 209 Shaukeiwan Road,
Hong Kong

TEST CONDITIONS / 測試條件

Temperature / 溫度 : (23 ± 2)°C

Relative Humidity / 相對濕度 : (55 ± 20)%

Line Voltage / 電壓 : ---

TEST SPECIFICATIONS / 測試規範

Calibration check

DATE OF TEST / 測試日期 : 14 June 2015

TEST RESULTS / 測試結果

The results apply to the particular unit-under-test only.


All results are within manufacturer's specification.

The results are detailed in the subsequent page(s).

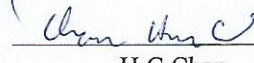
The test equipment used for calibration are traceable to National Standards via :

- The Government of The Hong Kong Special Administrative Region Standard & Calibration Laboratory
- Agilent Technologies / Keysight Technologies
- Rohde & Schwarz Laboratory, Germany
- Fluke Everett Service Center, USA

Tested By :
測試


K C Lee
Project Engineer

Certified By :
核證


H C Chan
Engineer

Date of Issue : 16 June 2015
簽發日期

The test equipment used for calibration are traceable to the Nation Standards as specified in this certificate. This certificate shall not be reproduced except in full, without the prior written approval of this laboratory.

本證書所載校正用之測試器材均可溯源至國際標準。局部複印本證書需先獲本實驗所書面批准。

Sun Creation Engineering Limited - Calibration & Testing Laboratory

c/o 4/F, Tsing Shan Wan Exchange Building, 1 Hing On Lane, Tuen Mun, New Territories, Hong Kong

輝創工程有限公司 - 校正及檢測實驗室

c/o 香港新界屯門興安里一號青山灣機樓四樓

Tel/電話: 2927 2606

Fax/傳真: 2744 8986

E-mail/電郵: callab@suncreation.com

Website/網址: www.suncreation.com

Page 1 of 4

Certificate of Calibration

校正證書

Certificate No. : C153242

證書編號

1. The unit-under-test (UUT) was allowed to stabilize in the laboratory for over 12 hours, and switched on to warm up for over 10 minutes before the commencement of the test.
2. Self-calibration using the internal standard (After Adjustment) was performed before the test form 6.1.1.2 to 6.4.
3. The results presented are the mean of 3 measurements at each calibration point.
4. Test equipment :

<u>Equipment ID</u>	<u>Description</u>	<u>Certificate No.</u>
CL280	40 MHz Arbitrary Waveform Generator	C150014
CL281	Multifunction Acoustic Calibrator	DC130171

5. Test procedure : MA101N.

6. Results :

- 6.1 Sound Pressure Level

- 6.1.1 Reference Sound Pressure Level

- 6.1.1.1 Before Adjustment

UUT Setting				Applied Value		UUT Reading (dB)	IEC 60651 Type 1 Spec. (dB)
Range (dB)	Mode	Frequency Weighting	Time Weighting	Level (dB)	Freq. (kHz)		
30 - 120	L _A	A	Fast	94.00	1	93.4	± 0.7

- 6.1.1.2 After Adjustment

UUT Setting				Applied Value		UUT Reading (dB)	IEC 60651 Type 1 Spec. (dB)
Range (dB)	Mode	Frequency Weighting	Time Weighting	Level (dB)	Freq. (kHz)		
30 - 120	L _A	A	Fast	94.00	1	94.0	± 0.7

- 6.1.2 Linearity

UUT Setting				Applied Value		UUT Reading (dB)
Range (dB)	Mode	Frequency Weighting	Time Weighting	Level (dB)	Freq. (kHz)	
30 - 120	L _A	A	Fast	94.00	1	94.0 (Ref.)
				104.00		104.0
				114.00		114.0

IEC 60651 Type 1 Spec. : ± 0.4 dB per 10 dB step and ± 0.7 dB for overall different.

The test equipment used for calibration are traceable to the Nation Standards as specified in this certificate. This certificate shall not be reproduced except in full, without the prior written approval of this laboratory.

本證書所載校正用之測試器材均可溯源至國際標準。局部複印本證書需先獲本實驗室書面批准。

Certificate of Calibration

校正證書

Certificate No. : C153242

證書編號

6.2 Time Weighting

6.2.1 Continuous Signal

UUT Setting				Applied Value		UUT Reading (dB)	IEC 60651 Type 1 Spec. (dB)
Range (dB)	Mode	Frequency Weighting	Time Weighting	Level (dB)	Freq. (kHz)		
30 - 120	L _A	A	Fast	94.00	1	94.0	Ref.
			Slow			94.0	± 0.1

6.2.2 Tone Burst Signal (2 kHz)

UUT Setting				Applied Value		UUT Reading (dB)	IEC 60651 Type 1 Spec. (dB)
Range (dB)	Mode	Frequency Weighting	Time Weighting	Level (dB)	Burst Duration		
20 -110	L _A	A	Fast	106.00	Continuous	106.0	Ref.
	L _{Amax}				200 ms	105.0	-1.0 ± 1.0
	L _A	Slow	Continuous		106.0	Ref.	
	L _{Amax}		500 ms		102.0	-4.1 ± 1.0	

6.3 Frequency Weighting

6.3.1 A-Weighting

UUT Setting				Applied Value		UUT Reading (dB)	IEC 60651 Type 1 Spec. (dB)
Range (dB)	Mode	Frequency Weighting	Time Weighting	Level (dB)	Freq.		
30 - 120	L _A	A	Fast	94.00	31.5 Hz	54.3	-39.4 ± 1.5
					63 Hz	67.8	-26.2 ± 1.5
					125 Hz	77.8	-16.1 ± 1.0
					250 Hz	85.3	-8.6 ± 1.0
					500 Hz	90.8	-3.2 ± 1.0
					1 kHz	94.0	Ref.
					2 kHz	95.3	+1.2 ± 1.0
					4 kHz	95.1	+1.0 ± 1.0
					8 kHz	93.0	-1.1 (+1.5; -3.0)
					12.5 kHz	90.1	-4.3 (+3.0; -6.0)

The test equipment used for calibration are traceable to the Nation Standards as specified in this certificate. This certificate shall not be reproduced except in full, without the prior written approval of this laboratory.

本證書所載校正用之測試器材均可溯源至國際標準。局部複印本證書需先獲本實驗室所書面批准。

Certificate of Calibration

校正證書

Certificate No. : C153242
證書編號

6.3.2 C-Weighting

UUT Setting				Applied Value		UUT Reading (dB)	IEC 60651 Type 1 Spec. (dB)
Range (dB)	Mode	Frequency Weighting	Time Weighting	Level (dB)	Freq.		
30 - 120	L _C	C	Fast	94.00	31.5 Hz	90.6	-3.0 ± 1.5
					63 Hz	93.0	-0.8 ± 1.5
					125 Hz	93.8	-0.2 ± 1.0
					250 Hz	94.0	0.0 ± 1.0
					500 Hz	94.0	0.0 ± 1.0
					1 kHz	94.0	Ref.
					2 kHz	93.9	-0.2 ± 1.0
					4 kHz	93.4	-0.8 ± 1.0
					8 kHz	91.1	-3.0 (+1.5; -3.0)
					12.5 kHz	88.2	-6.2 (+3.0; -6.0)

6.4 Time Averaging

UUT Setting				Applied Value					UUT Reading (dB)	IEC 60804 Type 1 Spec. (dB)	
Range (dB)	Mode	Frequency Weighting	Integrating Time	Freq. (kHz)	Burst Duration (ms)	Burst Duty Factor	Burst Level (dB)	Equivalent Level (dB)			
20 - 110	L _{Aeq}	A	10 sec.	4	1	1/10	110.0	100	100.0	± 0.5	
			60 sec.					1/10 ²	90	90.0	± 0.5
								1/10 ³	80	80.0	± 1.0
								5 min.	1/10 ⁴	70	70.0

Remarks : - UUT Microphone Model No. : UC-53A & S/N : 320128

- Mfr's Spec. : IEC 60651 Type 1 & IEC 60804 Type 1

- Uncertainties of Applied Value :

94 dB	63 Hz - 125 Hz	: ± 0.35 dB
	250 Hz - 500 Hz	: ± 0.30 dB
	1 kHz	: ± 0.20 dB
	2 kHz - 4 kHz	: ± 0.35 dB
	8 kHz	: ± 0.45 dB
	12.5 kHz	: ± 0.70 dB
104 dB	1 kHz	: ± 0.10 dB (Ref. 94 dB)
114 dB	1 kHz	: ± 0.10 dB (Ref. 94 dB)
	Burst equivalent level	: ± 0.2 dB (Ref. 110 dB continuous sound level)


- The uncertainties are for a confidence probability of not less than 95 %.

Note :

The values given in this Certificate only relate to the values measured at the time of the test and any uncertainties quoted will not include allowance for the equipment long term drift, variations with environment changes, vibration and shock during transportation, overloading, mis-handling, or the capability of any other laboratory to repeat the measurement. Sun Creation Engineering Limited shall not be liable for any loss or damage resulting from the use of the equipment.

The test equipment used for calibration are traceable to the Nation Standards as specified in this certificate. This certificate shall not be reproduced except in full, without the prior written approval of this laboratory.

本證書所載校正用之測試器材均可溯源至國際標準。局部複印本證書需先獲本實驗室所書面批准。



輝創工程有限公司

Sun Creation Engineering Limited

Calibration and Testing Laboratory

Certificate of Calibration

校正證書

Certificate No. : C153930

證書編號

ITEM TESTED / 送檢項目 (Job No. / 序引編號 : IC15-1508)

Date of Receipt / 收件日期 : 6 July 2015

Description / 儀器名稱 : Precision Integrating Sound Level Meter

Manufacturer / 製造商 : Rion

Model No. / 型號 : NL-18

Serial No. / 編號 : 00360030

Supplied By / 委託者 : Envirotech Services Co.

Shop 6, G/F., Casio Mansion, 209 Shaukeiwan Road,
Hong Kong

TEST CONDITIONS / 測試條件

Temperature / 溫度 : (23 ± 2)°C

Relative Humidity / 相對濕度 : (55 ± 20)%

Line Voltage / 電壓 : ---

TEST SPECIFICATIONS / 測試規範

Calibration check

DATE OF TEST / 測試日期 : 20 July 2015

TEST RESULTS / 測試結果

The results apply to the particular unit-under-test only.

All results are within manufacturer's specification.

The results are detailed in the subsequent page(s).

The test equipment used for calibration are traceable to National Standards via :

- The Government of The Hong Kong Special Administrative Region Standard & Calibration Laboratory
- Agilent Technologies / Keysight Technologies
- Rohde & Schwarz Laboratory, Germany
- Fluke Everett Service Center, USA

Tested By

測試

H T Wong

Assistant Technical Officer

Certified By

核證

K C Lee

Project Engineer

Date of Issue

簽發日期

22 July 2015

The test equipment used for calibration are traceable to the Nation Standards as specified in this certificate. This certificate shall not be reproduced except in full, without the prior written approval of this laboratory.

本證書所載校正用之測試器材均可溯源至國際標準。局部複印本證書需先獲本實驗所書面批准。

Sun Creation Engineering Limited - Calibration & Testing Laboratory

c/o 4/F, Tsing Shan Wan Exchange Building, 1 Hing On Lane, Tuen Mun, New Territories, Hong Kong

輝創工程有限公司 - 校正及檢測實驗室

c/o 香港新界屯門興安里一號青山灣機樓四樓

Tel/電話: 2927 2606

Fax/傳真: 2744 8986

E-mail/電郵: callab@suncreation.com

Website/網址: www.suncreation.com

Page 1 of 4

Certificate of Calibration

校正證書

Certificate No. : C153930

證書編號

1. The unit-under-test (UUT) was allowed to stabilize in the laboratory for over 12 hours, and switched on to warm up for over 10 minutes before the commencement of the test.
2. Self-calibration was performed before the test.
3. The results presented are the mean of 3 measurements at each calibration point.
4. Test equipment :

Equipment ID	Description	Certificate No.
CL280	40 MHz Arbitrary Waveform Generator	C150014
CL281	Multifunction Acoustic Calibrator	DC130171

5. Test procedure : MA101N.

6. Results :

- 6.1 Sound Pressure Level

- 6.1.1 Reference Sound Pressure Level

UUT Setting				Applied Value		UUT Reading (dB)	IEC 60651 Type 1 Spec. (dB)
Range (dB)	Mode	Frequency Weighting	Time Weighting	Level (dB)	Freq. (kHz)		
50 - 110	LA	A	Fast	94.00	1	93.6	± 0.7

- 6.1.2 Linearity

UUT Setting				Applied Value		UUT Reading (dB)
Range (dB)	Mode	Frequency Weighting	Time Weighting	Level (dB)	Freq. (kHz)	
60 - 120	LA	A	Fast	94.00	1	93.6 (Ref.)
				104.00		103.6
				114.00		113.6

IEC 60651 Type 1 Spec. : ± 0.4 dB per 10 dB step and ± 0.7 dB for overall different.

- 6.2 Time Weighting

- 6.2.1 Continuous Signal

UUT Setting				Applied Value		UUT Reading (dB)	IEC 60651 Type 1 Spec. (dB)
Range (dB)	Mode	Frequency Weighting	Time Weighting	Level (dB)	Freq. (kHz)		
50 - 110	LA	A	Fast	94.00	1	93.6	Ref.
			Slow				± 0.1

The test equipment used for calibration are traceable to the Nation Standards as specified in this certificate. This certificate shall not be reproduced except in full, without the prior written approval of this laboratory.

本證書所載校正用之測試器材均可溯源至國際標準。局部複印本證書需先獲本實驗室書面批准。

Certificate of Calibration

校正證書

Certificate No. : C153930

證書編號

6.2.2 Tone Burst Signal (2 kHz)

UUT Setting				Applied Value		UUT Reading (dB)	IEC 60651 Type 1 Spec. (dB)
Range (dB)	Mode	Frequency Weighting	Time Weighting	Level (dB)	Burst Duration		
50 -110	LA	A	Fast	106.00	Continuous	106.0	Ref.
	LAmx				200 ms	105.0	-1.0 ± 1.0
	LA	Slow	Continuous		106.0	Ref.	
	LAmx		500 ms		102.4	-4.1 ± 1.0	

6.3 Frequency Weighting

6.3.1 A-Weighting

UUT Setting				Applied Value		UUT Reading (dB)	IEC 60651 Type 1 Spec. (dB)
Range (dB)	Mode	Frequency Weighting	Time Weighting	Level (dB)	Freq.		
50 - 110	LA	A	Fast	94.00	31.5 Hz	53.9	-39.4 ± 1.5
					63 Hz	67.2	-26.2 ± 1.5
					125 Hz	77.2	-16.1 ± 1.0
					250 Hz	84.8	-8.6 ± 1.0
					500 Hz	90.3	-3.2 ± 1.0
					1 kHz	93.6	Ref.
					2 kHz	94.9	+1.2 ± 1.0
					4 kHz	94.7	+1.0 ± 1.0
					8 kHz	92.5	-1.1 (+1.5 ; -3.0)
					12.5 kHz	89.3	-4.3 (+3.0 ; -6.0)

6.3.2 C-Weighting

UUT Setting				Applied Value		UUT Reading (dB)	IEC 60651 Type 1 Spec. (dB)
Range (dB)	Mode	Frequency Weighting	Time Weighting	Level (dB)	Freq.		
50 - 110	LC	C	Fast	94.00	31.5 Hz	90.5	-3.0 ± 1.5
					63 Hz	92.8	-0.8 ± 1.5
					125 Hz	93.5	-0.2 ± 1.0
					250 Hz	93.6	0.0 ± 1.0
					500 Hz	93.6	0.0 ± 1.0
					1 kHz	93.6	Ref.
					2 kHz	93.5	-0.2 ± 1.0
					4 kHz	92.8	-0.8 ± 1.0
					8 kHz	90.6	-3.0 (+1.5 ; -3.0)
					12.5 kHz	87.3	-6.2 (+3.0 ; -6.0)

The test equipment used for calibration are traceable to the Nation Standards as specified in this certificate. This certificate shall not be reproduced except in full, without the prior written approval of this laboratory.

本證書所載校正用之測試器材均可溯源至國際標準。局部複印本證書需先獲本實驗室書面批准。

Certificate of Calibration

校正證書

Certificate No. : C153930

證書編號

6.4 Time Averaging

UUT Setting				Applied Value					UUT	IEC 60804
Range (dB)	Mode	Frequency Weighting	Integrating Time	Freq. (kHz)	Burst Duration (ms)	Burst Duty Factor	Burst Level (dB)	Equivalent Level (dB)	Reading (dB)	Type 1 Spec. (dB)
50 - 110	LAeq	A	10 sec.	4	1	1/10	110	100	100.1	± 0.5
			60 sec.					90	90.1	± 0.5
			60 sec.					80	79.6	± 1.0
			5 min.					70	69.8	± 1.0

Remarks : - UUT Microphone Model No. : UC-53A & S/N : 307435

- Mfr's Spec. : IEC 60651 Type 1 & IEC 60804 Type 1

- Uncertainties of Applied Value :

94 dB	31.5 Hz - 125 Hz	: ± 0.35 dB
	250 Hz - 500 Hz	: ± 0.30 dB
	1 kHz	: ± 0.20 dB
	2 kHz - 4 kHz	: ± 0.35 dB
	8 kHz	: ± 0.45 dB
	12.5 kHz	: ± 0.70 dB
104 dB	1 kHz	: ± 0.10 dB (Ref. 94 dB)
114 dB	1 kHz	: ± 0.10 dB (Ref. 94 dB)
	Burst equivalent level	: ± 0.2 dB (Ref. 110 dB continuous sound level)

- The uncertainties are for a confidence probability of not less than 95 %.

Note :

The values given in this Certificate only relate to the values measured at the time of the test and any uncertainties quoted will not include allowance for the equipment long term drift, variations with environment changes, vibration and shock during transportation, overloading, mis-handling, or the capability of any other laboratory to repeat the measurement. Sun Creation Engineering Limited shall not be liable for any loss or damage resulting from the use of the equipment.

The test equipment used for calibration are traceable to the Nation Standards as specified in this certificate. This certificate shall not be reproduced except in full, without the prior written approval of this laboratory.

本證書所載校正用之測試器材均可溯源至國際標準。局部複印本證書需先獲本實驗室所書面批准。

Annex G

Summary of Event/ Action Plans

Annex G1 Event and Action Plan for Regular Construction Noise Monitoring

EVENT	Action			
	Contractor's Environmental Team (Contractor's ET)	Independent Environmental Checker (IEC)	Engineer Representative (ER)	The Contractor
Exceeding Action Level	<ol style="list-style-type: none"> 1. Notify the IEC, Contractor and ER; 2. Discuss with the ER, IEC and Contractor on the remedial measures required; 3. Increase the monitoring frequency to check mitigation effectiveness. 	<ol style="list-style-type: none"> 1. Review the investigation results submitted by the contractor; 2. Review and advise the ET and ER on the effectiveness of the remedial measures proposed by the Contractor. 	<ol style="list-style-type: none"> 1. Confirm receipt of notification of complaint in writing ; 2. Notify the Contractor, IEC and ET; 3. Review and agree on the remedial measures proposed by the Contractor; 4. Supervise the implementation of remedial measures. 	<ol style="list-style-type: none"> 1. Investigate the complaint and propose remedial measures; 2. Report the results of investigation to the IEC, ET and ER; 3. Submit noise mitigation proposals to the ER with copy to the IEC and ET within 3 working days of notification; 4. Implement noise mitigation proposals.
Exceeding Limit Level	<ol style="list-style-type: none"> 1. Notify the IEC, Contractor and EPD; 2. Repeat measurement to confirm findings; 3. Increase the monitoring frequency; 4. Carry out analysis of the Contractor's working procedures to determine possible mitigation to be implemented; 5. Arrange meeting with the IEC, Contractor and ER to discuss the remedial measures to be taken; 6. Inform the IEC, ER and EPD the causes and actions taken for the exceedances 7. Assess the effectiveness of the Contractor's remedial measures and keep the IEC, ER and EPD informed of the results 	<ol style="list-style-type: none"> 1. Check the monitoring data submitted by the ET; 2. Check the Contractor's working method; 3. Discuss with the ET, ER, and Contractor on the potential remedial measures; 4. Review and advise the ET and ER on the effectiveness of the remedial measures proposed by the Contractor 	<ol style="list-style-type: none"> 1. Confirm receipt of notification of exceedance in writing; 2. Notify the Contractor, IEC and ET; 3. In consultation with the ET and IEC, agree with the Contractor on the remedial measures to be implemented; 4. Supervise the implementation of remedial measures; 5. If exceedance continues, consider what portion of the work is responsible and instruct the Contractor to stop that portion of work until the exceedance is abated. 	<ol style="list-style-type: none"> 1. Identify reason(s) and investigate the causes of exceedance; 2. Take immediate action to avoid further exceedance; 3. Submit proposals for remedial measures to the ER with a copy to the IEC and ET within three working days of notification; 4. Implement the agreed proposals; 5. Revise and resubmit proposals if problem is still not under control; 6. Stop the relevant portion of works as determined by the ER until the exceedance is abated.

Annex G2 *Event and Action Plan for Continuous Noise Monitoring*

Event	Action			
	Works Contract 1109 ET	IEC	ER	Contractor
Exceeding Action/Limit Level	<ol style="list-style-type: none"> 1. Identify source 2. Repeat measurement. If two consecutive measurements exceed Action/Limit Level, the exceedance is then confirmed 3. If exceedance is confirmed, notify IEC, ER and Contractor 4. Investigate the cause of exceedance and check Contractor's working procedures to determine possible mitigation to be implemented 5. Discuss jointly with the IEC, ER and Contractor and formulate remedial measures 6. Assess effectiveness of Contractor's remedial actions and keep IEC and ER informed of the results 	<ol style="list-style-type: none"> 1. Check monitoring data submitted by the Works Contract 1109 ET 2. Check the Contractor's working method 3. Discuss with the ER, Works Contract 1109 ET and Contractor on the potential remedial measures 4. Review and advise the Works Contract 1109 ET and ER on the effectiveness of the remedial measures proposed by the Contractor 	<ol style="list-style-type: none"> 1. Confirm receipt of notification of exceedance in writing 2. Notify the Contractor and IEC 3. In consultation with the Works Contract 1109 ET and IEC, agree with the Contractor on the remedial measures to be implemented 4. Ensure the proper implementation of remedial measures 5. If exceedance continues, consider what portion of the work is responsible and instruct the Contractor to stop that portion of work until the exceedance is abated 	<ol style="list-style-type: none"> 1. Identify source with Works Contract 1109 ET 2. If exceedance is confirmed, investigate the cause of exceedance and take immediate action to avoid further exceedance 3. Submit proposals for remedial measures to the ER with copy to the IEC and ET of notification 4. Implement the agreed proposals 5. Liaise with ER to optimize the effectiveness of the agreed mitigation 6. Revise and resubmit proposals if problem still not under control 7. Stop the relevant portion of works as determined by the ER until the exceedance is abated

Annex G3 Event and Action Plan for Construction Dust Monitoring

Event	Action			
	Contractor's Environmental Team (Contractor's ET)	Independent Environmental Checker (IEC)	Engineer Representative (ER)	The Contractor
Action Level				
Exceedance for one sample	<ol style="list-style-type: none"> 1. Inform the IEC, Contractor and ER; 2. Discuss with the Contractor, IEC and ER on the remedial measures required; 3. Repeat measurement to confirm findings; 4. Increase the monitoring frequency 	<ol style="list-style-type: none"> 1. Check the monitoring data submitted by the ET; 2. Check the Contractor's working method; 3. Review and advise the ET and ER on the effectiveness of the proposed remedial measures. 	<ol style="list-style-type: none"> 1. Confirm receipt of notifications of exceedance in writing; 	<ol style="list-style-type: none"> 1. Identify reason(s), investigate the causes of exceedance and propose remedial measures; 2. Implement remedial measures; 3. Amend working methods and agree them with the ER as appropriate.
Exceedance for two or more consecutive samples	<ol style="list-style-type: none"> 1. Inform the IEC, Contractor and ER; 2. Discuss with the ER, IEC and Contractor on the remedial measures required; 3. Repeat measurements to confirm findings; 4. Increase the monitoring frequency to daily; 5. If exceedance continues, arrange meeting with the IEC, ER and Contractor; 6. If exceedance stops, the monitoring frequency will resume normal. 	<ol style="list-style-type: none"> 1. Check the monitoring data submitted by the ET; 2. Check the Contractor's working method; 3. Review and advise the ET and ER on the effectiveness of the proposed remedial measures. 	<ol style="list-style-type: none"> 1. Confirm receipt of notification of exceedance in writing; 2. Notify the Contractor, IEC and ET; 3. Review and agree on the remedial measures proposed by the Contractor; 4. Supervise the Implementation of remedial measures. 	<ol style="list-style-type: none"> 1. Identify reasons and investigate the causes of exceedance; 2. Submit proposals of remedial measures to the ER with a copy to the ET and IEC within three working days of notification; 3. Implement the agreed proposals; 4. Amend the proposal as appropriate.

Event	Action			
	Contractor's Environmental Team (Contractor's ET)	Independent Environmental Checker (IEC)	Engineer Representative (ER)	The Contractor
Limit Level				
Exceedance for one sample	<ol style="list-style-type: none"> 1. Inform the IEC, Contractor and ER; 2. Repeat measurement to confirm findings; 3. Increase the monitoring frequency to daily; 4. Discuss with the ER, IEC and contractor on the remedial measures and assess the effectiveness. 	<ol style="list-style-type: none"> 1. Check the monitoring data submitted by the ET; 2. Check the Contractor's working method; 3. Discuss with the ET, ER and Contractor on possible remedial measures; 4. Review and advise the ER and ET on the effectiveness of Contractor's remedial measures. 	<ol style="list-style-type: none"> 1. Confirm receipt of notification of exceedance in writing; 2. Notify the Contractor, IEC and ET; 3. Review and agree on the remedial measures proposed by the Contractor; 4. Supervise the implementation of remedial measures. 	<ol style="list-style-type: none"> 1. Identify reason(s) and investigate the causes of exceedance; 2. Take immediate action to avoid further exceedance; 3. Submit proposals of remedial measures to ER with a copy to the ET and IEC within three working days of notification; 4. Implement the agreed proposals; 5. Amend proposal if appropriate.
Exceedance for two or more consecutive samples	<ol style="list-style-type: none"> 1. Notify the IEC, Contractor and EPD; 2. Repeat measurement to confirm findings; 3. Increase the monitoring frequency to daily; 4. Carry out analysis of the Contractor's working procedures with the ER to determine possible mitigation to be implemented; 5. Arrange meeting with the IEC, Contractor and ER to discuss the remedial measures to be taken; 6. Review the effectiveness of the Contractor's remedial measures and keep the IEC, EPD and ER informed of the results; 7. If exceedance stops, the monitoring frequency will return to normal. 	<ol style="list-style-type: none"> 1. Check the monitoring data submitted by the ET; 2. Check the Contractor's working method; 3. Discuss with the ET, ER, and Contractor on the potential remedial measures; 4. Review and advise the ER and ET on the effectiveness of Contractor's remedial measures. 	<ol style="list-style-type: none"> 1. Confirm receipt of notification of exceedance in writing; 2. Notify the Contractor, IEC and ET; 3. In consultation with the ET and IEC, agree with the Contractor on the remedial measures to be implemented; 4. Supervise the implementation of remedial measures; 5. If exceedance continues, consider what portion of the work is responsible and instruct the Contractor to stop that portion of work until the exceedance is abated. 	<ol style="list-style-type: none"> 1. Identify reason(s) and investigate the causes of exceedance; 2. Take immediate actions to avoid further exceedance; 3. Submit proposals of remedial measures to the ER with a copy to the IEC and ET within three working days of notification; 4. Implement the agreed proposals; 5. Revise and resubmit proposals if problem still not under control; 6. Stop the relevant portion of works as determined by the ER until the exceedance is abated.

Annex G4 Event and Action Plan for Landscape and Visual Impacts during the Construction Phase

Event	Action			
	Contractor's Environmental Team (Contractor's ET)	Independent Environmental Checker (IEC)	Engineer Representative (ER)	The Contractor
Non-conformity on one occasion	<ol style="list-style-type: none"> 1. Inform the Contractor, the IEC and the ER. 2. Discuss remedial actions with the IEC, ER and Contractor. 3. Monitor remedial actions until rectification has been completed. 	<ol style="list-style-type: none"> 1. Check the inspection report. 2. Check the Contractor's working method. 3. Discuss with the ET, ER and Contractor on possible remedial measures. 4. Advise the ER on the effectiveness of proposed remedial measures. 	<ol style="list-style-type: none"> 1. Confirm receipt of notifications of nonconformity in writing. 2. Review and agree on the remedial measures proposed by the Contractor. 3. Supervise the implementation of remedial measures. 	<ol style="list-style-type: none"> 1. Identify reasons and investigate the non-conformity. 2. Implement remedial measures 3. Amend working methods and agree them with the ER as appropriate. 4. Rectify the damage and undertake any necessary replacement.
Repeated Nonconformity	<ol style="list-style-type: none"> 1. Identify Reasons. 2. Inform the Contractor, IEC and ER. 3. Increase the inspection frequency. 4. Discuss remedial actions with the IEC, ER and Contractor. 5. Monitor remedial actions until rectification has been completed. 6. If non-conformity stops, the inspection frequency return to normal (ie., Once every two weeks) 	<ol style="list-style-type: none"> 1. Check the inspection report. 2. Check the Contractor's working method. 3. Discuss with the ET and Contractor on possible remedial measures. 4. Advise the ER on the effectiveness of proposed remedial measures. 	<ol style="list-style-type: none"> 1. Notify the Contractor. 2. In consultation with the ET and IEC, agree with the Contractor on the remedial measures to be implemented. 3. Supervise the implementation of remedial measures. 	<ol style="list-style-type: none"> 1. Identify Reasons and investigate the non-conformity. 2. Implement remedial measures. 3. Amend working methods and agree them with the ER as appropriate. 4. Rectify the damage and undertake any necessary replacement. 5. Stop relevant works as determined by the ER until the non-conformity is abated.

Annex H

Summary of Implementation Status of Environmental Mitigation

Annex H Environmental Mitigation Implementation Status – SCL Works Contract 1109 (Stations and Tunnels of Kowloon City Section)

Note:

- * Reference has been made to the approved SCL (TAW-HUH) EM&A Manual.
- ✓ Compliance of Mitigation Measures
- <> Compliance of Mitigation but need improvement
- x Non-compliance of Mitigation Measures
- ▲ Non-compliance of Mitigation Measures but rectified by Samsung-Hsin Chong JV
- △ Deficiency of Mitigation Measures but rectified by Samsung-Hsin Chong JV
- N/A Not Applicable in Reporting Period

EIA Ref.	EM&A Log Ref*	Recommended Mitigation Measures	Objectives of the Recommended Measures & Main Concerns to address	Who to implement the measures?	Location of the implementation of measures	When to implement the measures?	Implementation Status
Cultural Heritage Impact							
S4.9	CH3	<u>Submit an Archaeological Action Plan</u> Conduct survey-cum-excavation and additional boreholes/trenches investigation at the Sacred Hill (North) Study Area prior to construction.	Salvage cultural remains at the Sacred Hill (North) Study Area	Contractor	Sacred Hill (North) Area	Prior to the Construction Phase of TKW and associated tunnels	✓
Ecology (Construction Phase)							
S5.7	E5	<u>Good Site Practices</u> Impact on any habitats or local fauna should be avoided by implementing good site practices, including the containment of silt runoff within the site boundary, containment of contaminated soils for removal from the site, appropriate storage of chemicals and chemical waste away from sites of ecological value and the provision of sanitary facilities for on-site workers. Adoption of such measures should permit waste to be suitably contained within the site for subsequent removal and appropriate disposal.	Minimise ecological impacts	Contractor	All construction sites	Construction Stage	✓

EIA Ref.	EM&A Log Ref*	Recommended Mitigation Measures	Objectives of the Recommended Measures & Main Concerns to address	Who to implement the measures?	Location of the implementation of measures	When to implement the measures?	Implementation Status
		<p>The following good site practices should also be implemented:</p> <ul style="list-style-type: none"> • Erection of temporary geotextile silt or sediment fences/oil traps around earth-moving works to trap sediments and prevent them from entering watercourses; • Avoidance of soil storage against trees or close to water bodies; • Delineation of works site by erecting hoardings to prevent encroachment onto adjacent habitats and fence off areas which have some ecological value e.g. tunnel on hill at top of slope stabilisation works; • No on-site burning of waste; • Store waste and refuse in appropriate receptacles. 					
Landscape & Visual (Construction Phase)							
S6.9.3	LV1	<p>The following good site practices and measures for minimisation and avoidance of potential impacts are recommended:</p> <p><u>Re-use of Existing Soil</u></p> <ul style="list-style-type: none"> • For soil conservation, existing topsoil shall be re-used where possible for new planting areas within the project. The construction program shall consider using the soil removed from one phase for backfilling another. Suitable storage ground, gathering ground and mixing 	Minimize visual & landscape impact	Contractor	Within Project Site	Construction Stage	√

EIA Ref.	EM&A Log Ref*	Recommended Mitigation Measures	Objectives of the Recommended Measures & Main Concerns to address	Who to implement the measures?	Location of the implementation of measures	When to implement the measures?	Implementation Status
		ground may be set up on-site as necessary.					
		<u>No-intrusion Zone</u>					
		<ul style="list-style-type: none"> To maximize protection to existing trees, ground vegetation and associated understorey habitats, construction contracts may designate "No-intrusion Zone" to various areas within the site boundary with rigid and durable fencing. The contractor should closely monitor and restrict the site working staff from entering the "no-intrusion zone", even for indirect construction activities and storage of equipment. 					
		<u>Protection of Retained Trees</u>					
		<ul style="list-style-type: none"> All retained trees including trees in contractor's works sites should be recorded and photographed at the commencement of the Contract, and carefully protected during the construction period. Detailed tree protection specification shall be allowed and included in the Contract Specification, which specifies the tree protection requirement, submission and approval system, and the tree monitoring system. The Contractor shall be required to submit, for approval, a detailed working method statement for the protection of trees prior to undertaking any works adjacent to all retained trees, including 					

EIA Ref.	EM&A Log Ref*	Recommended Mitigation Measures	Objectives of the Recommended Measures & Main Concerns to address	Who to implement the measures?	Location of the implementation of measures	When to implement the measures?	Implementation Status
S6.12	LV2	<p>trees in Contractor's works sites.</p> <p><u>Decorative Hoarding</u></p> <ul style="list-style-type: none"> Erection of decorative screen in visual and landscape sensitive areas during the construction stage to screen off undesirable views of the construction site. Hoarding should be designed to be compatible with the existing urban context. <p><u>Management of facilities on work sites</u></p> <ul style="list-style-type: none"> To provide proper management of the on-site facilities, control the height and disposition/ arrangement of all facilities on the works site to minimize visual impact to adjacent Visual Sensitive Receivers (VSRs). <p><u>Tree Transplanting</u></p> <ul style="list-style-type: none"> Trees of high to medium survival rates that would be affected by the works shall be transplanted where possible and practicable. Tree transplanting proposal including the final locations for the transplanted trees shall be submitted separately to seek relevant government department's approval, in accordance with ETWB TCW No 3/2006. 	Minimize visual & landscape impact	Contractor	Within Project Site	Construction Stage	√
Construction Dust							
S7.6.5	D1	The contractor shall follow the procedures and requirements given in the Air Pollution Control (Construction Dust) Regulation.	Minimize dust impact at the nearby sensitive receivers	Contractor	All construction sites	Construction stage	√

EIA Ref.	EM&A Log Ref*	Recommended Mitigation Measures	Objectives of the Recommended Measures & Main Concerns to address	Who to implement the measures?	Location of the implementation of measures	When to implement the measures?	Implementation Status
S7.6.5	D2	Mitigation measures in form of regular watering under a good site practice should be adopted. Watering once per hour on exposed worksites and haul roads in the Kowloon area should be conducted to achieve dust removal efficiencies of 91.7%. While the above watering frequencies are to be followed, the extent of watering may vary depending on actual site conditions but should be sufficient to maintain an equivalent intensity of no less than 1.8 l/m ² to achieve the dust removal efficiency	Minimize dust impact at the nearby sensitive receivers	Contractor	All construction sites	Construction stage	√
S7.6.5	D3	<ul style="list-style-type: none"> • Proper watering of exposed spoil should be undertaken throughout the construction phase; • Any excavated or stockpile of dusty material should be covered entirely by an impervious sheeting or sprayed with water to maintain an entirely wet surface and then removed or backfilled or reinstated where practicable within 24 hours of the excavation or unloading; • Any dusty materials remaining after a stockpile has been removed should be wetted with water and cleared from the surface of roads; • A stockpile of dusty materials should not be extended beyond the pedestrian barriers, fencing or traffic cones. • The load of dusty materials on a vehicle leaving a construction site should be covered entirely by an impervious 	Minimize dust impact at the nearby sensitive receivers	Contractor	All construction sites	Construction stage	√

EIA Ref.	EM&A Log Ref*	Recommended Mitigation Measures	Objectives of the Recommended Measures & Main Concerns to address	Who to implement the measures?	Location of the implementation of measures	When to implement the measures?	Implementation Status
		<p>sheeting to ensure that the dusty materials do not leak from the vehicle;</p> <ul style="list-style-type: none"> • Where practicable, vehicle washing facilities with high pressure water jet should be provided at every discernible or designated vehicle exit point. The area where vehicle washing takes place and the road section between the washing facilities and the exit point should be paved with concrete, bituminous materials or hardcores; • When there are open excavation and reinstatement works, hoarding of not less than 2.4m high should be provided and properly maintained as far as practicable along the site boundary with provision for public crossing. Good site practice shall also be adopted by the Contractor to ensure the conditions of the hoardings are properly maintained throughout the construction period; • The portion of any road which leads only to construction site and is within 30m of a vehicle entrance or exit should be kept clear of dusty materials; • Surfaces where any pneumatic or power-driven drilling, cutting, polishing or other mechanical breaking operations take place should be sprayed with water or a dust suppression chemical continuously; • Any area that involves demolition activities should be sprayed with water or 					

EIA Ref.	EM&A Log Ref*	Recommended Mitigation Measures	Objectives of the Recommended Measures & Main Concerns to address	Who to implement the measures?	Location of the implementation of measures	When to implement the measures?	Implementation Status
		<p>a dust suppression chemical immediately prior to, during and immediately after the activities so as to maintain an entirely wet surface</p> <ul style="list-style-type: none"> • Where a scaffolding is erected around the perimeter of a building under construction, effective dust screens, sheeting or netting should be provided to enclose the scaffolding from the ground floor level of the building upward, or a canopy should be provided from the first floor level up to the highest level of the scaffolding; • Any skip hoist for material transport should be totally enclosed by an impervious sheeting; • Every stock of more than 20 bags of cement or dry pulverised fuel ash (PFA) should be covered entirely by an impervious sheeting or placed in an area sheltered on the top and 3 sides; • Cement or dry PFA delivered in bulk should be stored in a closed silo fitted with an audible high level alarm which is interlocked with the material filling line and no overfilling is allowed; • Loading, unloading, transfer, handling or storage of bulk cement or dry PFA should be carried out in a totally enclosed system or facility, and any vent or exhaust should be fitted with an effective fabric filter or equivalent air pollution control system; 					

EIA Ref.	EM&A Log Ref*	Recommended Mitigation Measures	Objectives of the Recommended Measures & Main Concerns to address	Who to implement the measures?	Location of the implementation of measures	When to implement the measures?	Implementation Status
		and <ul style="list-style-type: none"> Exposed earth should be properly treated by compaction, turfing, hydroseeding, vegetation planting or sealing with latex, vinyl, bitumen, shotcrete or other suitable surface stabiliser within six months after the last construction activity on the construction site or part of the construction site where the exposed earth lies. 					
S7.6.5	D6	Implement regular dust monitoring under EM&A programme during the construction stage.	Monitoring of dust impact	Contractor	Selected representative dust monitoring station	Construction stage	✓
EP Condition 2.18(a)	D7	Watering once every working hour for active works areas, exposed areas and paved haul roads shall be provided in Kowloon area to keep these active works areas, exposed areas and paved haul roads wet.	Minimize construction dust impact	Contractor	All construction sites	Construction stage	✓
EP Condition 2.19	D8	All diesel fuelled construction plant, including marine vessels if possible, used by the contractors within the works areas of the Project shall be powered by ultra low sulphur diesel fuel.	Minimize aerial emissions of sulphur dioxide from construction plant	Contractor	All construction sites	Construction stage	✓
Construction Noise (Airborne)							
S8.3.6	N1	Implement the following good site practices: <ul style="list-style-type: none"> only well-maintained plant should be operated on-site and plant should be serviced regularly during the construction programme; machines and plant (such as trucks, cranes) that may be in intermittent use should be shut down between work 	Control construction airborne noise	Contractor	All construction sites	Construction stage	✓

EIA Ref.	EM&A Log Ref*	Recommended Mitigation Measures	Objectives of the Recommended Measures & Main Concerns to address	Who to implement the measures?	Location of the implementation of measures	When to implement the measures?	Implementation Status
		<p>periods or should be throttled down to a minimum;</p> <ul style="list-style-type: none"> • plant known to emit noise strongly in one direction, where possible, should be orientated so that the noise is directed away from nearby NSRs; • silencers or mufflers on construction equipment should be properly fitted and maintained during the period of construction works; • mobile plant should be sited as far away from NSRs as possible and practicable; • material stockpiles, mobile container site office and other structures should be effectively utilised, where practicable, to screen noise from on-site construction activities. 					
S8.3.6	N2	Install temporary hoarding located on the site boundaries between noisy construction activities and NSRs. The conditions of the hoardings shall be properly maintained throughout the construction period.	Reduce the construction noise levels at low-level zone of NSRs through partial screening.	Contractor	All construction sites	Construction stage	✓
S8.3.6	N3	Install movable noise barriers (typical design is wooden framed barrier with a small-cantilevered on a skid footing with 25mm thick internal sound absorptive lining), acoustic mat or full enclosure, screen the noisy plants including air compressor, generators and saw.	Screen the noisy plant items to be used at all construction sites	Contractor	All construction sites where practicable	Construction stage	✓
S8.3.6	N4	Use "Quiet plants"	Reduce the noise levels of plant items	Contractor	All construction sites where practicable	Construction stage	✓
S8.3.6	N5	Sequencing operation of construction plants	Operate sequentially within	Contractor	Contractor All	Construction stage	✓

EIA Ref.	EM&A Log Ref*	Recommended Mitigation Measures	Objectives of the Recommended Measures & Main Concerns to address	Who to implement the measures?	Location of the implementation of measures	When to implement the measures?	Implementation Status
		where practicable.	the same work site to reduce the construction airborne noise		construction sites where practicable		
S8.3.6	N6	Implement noise monitoring under EM&A programme.	Monitor the construction noise levels at the selected representative locations	Contractor	Selected representative noise monitoring station	Construction stage	✓
Water Quality							
S10.7.1	W1	In accordance with the Practice Noise for Professional Persons on Construction Site Drainage, Environmental Protection Department, 1994 (ProPECC PN1/94), construction phase mitigation measures shall include the following: <u>Construction Runoffs and Site Drainage</u> <ul style="list-style-type: none"> At the start of the site establishment, perimeter cut-off drains to direct off-site water around the site should be constructed with internal drainage works and erosion and sedimentation control facilities implemented. Channels (both temporary and permanent drainage pipes and culverts), earth bunds or sand bag barriers should be provided on site to direct stormwater to silt removal facilities. The design of the temporary on-site drainage system will be undertaken by the Contractor prior to the commencement of construction. The dikes or embankments for flood protection should be implemented around the boundaries of earthwork areas. Temporary ditches should be provided to 	To minimise water quality impact from construction site runoffs and general construction activities	Contractor	All construction sites where practicable	Construction stage	✓

EIA Ref.	EM&A Log Ref*	Recommended Mitigation Measures	Objectives of the Recommended Measures & Main Concerns to address	Who to implement the measures?	Location of the implementation of measures	When to implement the measures?	Implementation Status
		<p>facilitate the runoff discharge into an appropriate watercourse, through a site/sediment trap. The sediment/silt traps should be incorporated in the permanent drainage channels to enhance deposition rates.</p> <ul style="list-style-type: none"> • The design of efficient silt removal facilities should be based on the guidelines in Appendix A1 of ProPECC PN 1/94, which states that the retention time for silt/sand traps should be 5 minutes under maximum flow conditions. Sizes may vary depending upon the flow rate, but for a flow rate of 0.1 m³/s, a sedimentation basin of 30m³ would be required and for a flow rate of 0.5 m³/s the basin would be 150 m³. The detailed design of the sand/silt traps shall be undertaken by the Contractor prior to the commencement of construction. • All exposed earth areas should be completed and vegetated as soon as possible after earthworks have been completed, and definitely, within 14 days of the cessation of earthworks where practicable. Exposed slope surfaces should be covered by tarpaulin or other means. • The overall slope of the site should be kept to a minimum to reduce the erosive potential of surface water flows, and all traffic areas and access roads protected by 					

EIA Ref.	EM&A Log Ref*	Recommended Mitigation Measures	Objectives of the Recommended Measures & Main Concerns to address	Who to implement the measures?	Location of the implementation of measures	When to implement the measures?	Implementation Status
		<p>coarse stone ballast. An additional advantage from the use of crushed stone is the positive traction gained during prolonged periods of inclement weather and the reduction of surface sheet flows.</p> <ul style="list-style-type: none"> • All drainage facilities and erosion and sediment control structures should be regularly inspected and maintained to ensure proper and efficient operations at all times and particularly following rainstorms. Deposited silts and grits should be removed regularly and disposed of by spreading them evenly over stable, vegetated areas. • Measures should be taken to minimise the ingress of site drainage into excavations. If the excavation of trenches in wet periods is necessary, trenches should be dug and backfilled in short sections wherever practicable. Water pumped out from trenches or foundation excavations should be discharged into storm drains via silt removal facilities. • Open stockpiles of construction materials (for example, aggregates, sand and fill material) of more than 50m³ should be covered with tarpaulin or similar fabric during rainstorms. Measures should be taken to prevent the washing away of construction materials, soil, silt or debris into any drainage system. • Manholes (including newly constructed 					

EIA Ref.	EM&A Log Ref*	Recommended Mitigation Measures	Objectives of the Recommended Measures & Main Concerns to address	Who to implement the measures?	Location of the implementation of measures	When to implement the measures?	Implementation Status
		<p>ones) should always be adequately covered and temporarily sealed so as to prevent silt, construction materials or debris being washed into the drainage system and storm runoff being directed into foul sewers.</p> <ul style="list-style-type: none"> • Precautions should be taken at any time of year when rainstorms are likely. Actions to be taken when a rainstorm is imminent or forecasted, and actions to be taken during or after rainstorms are summarised in Appendix A2 of ProPECC PN 1/94. Particular attention should be paid to the control of silty surface runoffs during storm events, especially for areas located near steep slopes. • All vehicles and plant should be cleaned before leaving a construction site to ensure that no earth, mud, debris and the like is deposited by them on roads. An adequately designed and sited wheel washing facilities should be provided at every construction site exit where practicable. Wash-water should have sand and silt settled out and removed at least on a weekly basis to ensure the continued efficiency of the process. The section of access road leading to, and exiting from, the wheel-wash bay to the public road should be paved with sufficient backfall toward the wheel-wash bay to prevent vehicle tracking of soil and 					

EIA Ref.	EM&A Log Ref*	Recommended Mitigation Measures	Objectives of the Recommended Measures & Main Concerns to address	Who to implement the measures?	Location of the implementation of measures	When to implement the measures?	Implementation Status
		<p>silty water to public roads and drains.</p> <ul style="list-style-type: none"> Oil interceptors should be provided in the drainage system downstream of any oil/fuel pollution sources. The oil interceptors should be emptied and cleaned regularly to prevent the release of oil and grease into the storm water drainage system after accidental spillage. A bypass should be provided for the oil interceptors to prevent flushing during heavy rain. Construction solid waste, debris and rubbish on site should be collected, handled and disposed of properly to avoid water quality impacts. All fuel tanks and storage areas should be provided with locks and sited in sealed areas, within bunds of a capacity equal to 110% of the storage capacity of the largest tank to prevent spilled fuel oils from reaching nearby water sensitive receivers. All the earth works should be conducted sequentially to limit the amount of construction runoffs generated from exposed areas during the wet season (April to September) as far as practicable. Adopt best management practices 					
S10.7.1	W2	<p><u>Tunnelling Works</u></p> <ul style="list-style-type: none"> Uncontaminated discharge should pass through sedimentation tanks prior to off-site discharge. The wastewater with a high concentration 	To minimize construction water quality impact from tunnelling works	Contractor	All tunnelling portion	Construction stage	N/A

EIA Ref.	EM&A Log Ref*	Recommended Mitigation Measures	Objectives of the Recommended Measures & Main Concerns to address	Who to implement the measures?	Location of the implementation of measures	When to implement the measures?	Implementation Status
		<p>of suspended solids should be treated (e.g. by sedimentation tanks with sufficient retention time) before discharge. Oil interceptors would also be required to remove oil, lubricants and grease from the wastewater.</p> <ul style="list-style-type: none"> Direct discharge of the bentonite slurry (as a result of D-wall and bored tunnelling construction) is not allowed. The slurry should be reconditioned and reused wherever practicable. Temporary storage locations (typically a properly closed warehouse) should be provided on site for any unused bentonite that needs to be transported away after all the related construction activities have been completed. The requirements in ProPECC PN 1/94 should be adhered to in the handling and disposal of bentonite slurries. 					
S10.7.1	W3	<p><u>Sewage Effluent</u></p> <p>Portable chemical toilets and sewage holding tanks are recommended for handling the construction sewage generated by the workforce. A licensed contractor should be employed to provide appropriate and adequate portable toilets and be responsible for their appropriate disposal and maintenance.</p>	To minimize water quality from sewage effluent	Contractor	All construction sites where practicable	Construction stage	✓
S10.7.1	W4	<p><u>Groundwater from Contaminated Area in case contamination is found:</u></p> <ul style="list-style-type: none"> No direct discharge of groundwater from 	To minimize groundwater quality impact from contaminated area	Contractor	Excavation areas where contamination is found.	Construction stage	N/A

EIA Ref.	EM&A Log Ref*	Recommended Mitigation Measures	Objectives of the Recommended Measures & Main Concerns to address	Who to implement the measures?	Location of the implementation of measures	When to implement the measures?	Implementation Status
		<p>contaminated areas is allowed. Prior to the excavation works within potentially contaminated areas, the groundwater quality should be reviewed with reference to the site investigation data in the EIA report for compliance and the Technical Memorandum on Standards for Effluents Discharged into Drainage on Sewerage Systems, Inland and Coastal Waters (TM-Water). The existence of prohibited substance should be confirmed. The review results should be submitted to EPD for examination if the review results indicate that the groundwater to be generated from the excavation works would be contaminated. The contaminated groundwater should be either properly treated in compliance with the requirements of the TM-Water or properly recharged into the ground.</p> <ul style="list-style-type: none"> If wastewater treatment is deployed, the wastewater treatment unit shall deploy suitable treatment process (e.g. oil interceptor / activated carbon) to reduce the pollution level to an acceptable standard and remove any prohibited substances (e.g. total petroleum hydrocarbon (TPH)) to undetectable range. All treated effluent from the wastewater treatment plant shall meet the requirements as stated in TM Water and should be discharged into the foul sewers. 					

EIA Ref.	EM&A Log Ref*	Recommended Mitigation Measures	Objectives of the Recommended Measures & Main Concerns to address	Who to implement the measures?	Location of the implementation of measures	When to implement the measures?	Implementation Status
		<ul style="list-style-type: none"> If groundwater recharging wells are deployed, recharging wells should be installed as appropriate for recharging the contaminated groundwater back into the ground. The recharging wells should be selected at places where the groundwater quality will not be affected by the recharge operation as indicated in the Section 2.3 of TM-Water. The baseline groundwater quality shall be determined prior to the selection of the recharge wells. It is necessary to submit a working plan (including the laboratory analytical results showing the quality of groundwater at the proposed recharge location(s) as well as the pollutant levels of groundwater to be recharged) to EPD for agreement. Pollution levels of groundwater to be recharged shall not be higher than the pollutant levels of ambient groundwater at the recharge well. Prior to recharge, any prohibited substances such as TPH products should be removed as necessary by installing the petrol interceptor. The Contractor should apply for a discharge licence under the Water Pollution Control Ordinance (WPCO) through the Regional Office of EPD for groundwater recharge operation or discharge of treated groundwater. 					
S10.7.1	W7	In order to prevent accidental spillage of chemicals, the following is recommended:	To minimize water quality impact from accidental	Contractor	All construction sites where practicable	Construction stage	√

EIA Ref.	EM&A Log Ref*	Recommended Mitigation Measures	Objectives of the Recommended Measures & Main Concerns to address	Who to implement the measures?	Location of the implementation of measures	When to implement the measures?	Implementation Status
		<p>All the tanks, containers, storage area should be bunded and the locations should be locked as far as possible from the sensitive watercourse and stormwater drains.</p> <ul style="list-style-type: none"> The Contractor should register as a chemical waste producer if chemical wastes would be generated. Storage of chemical waste arising from the construction activities should be stored with suitable labels and warnings. Disposal of chemical wastes should be conducted in compliance with the requirements as stated in the Waste disposal (Chemical Waste) (General) Regulation. 	spillage				
Waste Management (Construction Waste)							
S11.4.1.1	WM1	<p><u>On-site sorting of C&D (Construction and Demolition) material</u></p> <ul style="list-style-type: none"> Geological assessment should be carried out by competent persons on site during excavation to identify materials which are not suitable to use as aggregate in structural concrete (e.g. volcanic rock, Aplite dyke rock, etc). Volcanic rock and Aplite dyke rock should be separated at the source sites as far as practicable and stored in the designated stockpile areas avoiding delivering them to crushing facilities. The crushing plant operator should also be reminded to set up measures to prevent unsuitable rock from 	Separation of unsuitable rock from ending up at Concrete batching plants and be turned into concrete for structural use	Contractor	All construction sites	Construction stage	√

EIA Ref.	EM&A Log Ref*	Recommended Mitigation Measures	Objectives of the Recommended Measures & Main Concerns to address	Who to implement the measures?	Location of the implementation of measures	When to implement the measures?	Implementation Status
		being ended up at concrete batching plants and turned into concrete for structural use. Details regarding control measures at source sites and crushing facilities should be submitted by the Contractors for the Engineer to review and agree. In addition, site records should also be kept for the types of rock materials excavated. The traceability of delivery will be ensured via the implementation of Trip Ticket System and enforcement by site supervisory staff as stipulated under DEVB TC(W) No. 6/2010 for tracking of the correct delivery to the rock crushing facilities for processing into aggregates. Alternative disposal option for the reuse of volcanic rock and Aplite Dyke rock, etc should also be explored.					
S11.5.1	WM2	<p><u>Construction and Demolition (C&D) Material</u></p> <ul style="list-style-type: none"> • Maintain temporary stockpiles and reuse excavated fill material for backfilling and reinstatement; • Carry out on-site sorting; • Make provisions in the Contract documents to allow and promote the use of recycled aggregates where appropriate; • Adopt 'Selective Demolition' technique to demolish the existing structures and facilities with a view to recovering broken concrete effectively for recycling purpose, where possible; 	Good site practice to minimize waste generation and recycle C&D materials as far as practicable so as to reduce the amount for final disposal	Contractor	All construction sites	Construction stage	√

EIA Ref.	EM&A Log Ref*	Recommended Mitigation Measures	Objectives of the Recommended Measures & Main Concerns to address	Who to implement the measures?	Location of the implementation of measures	When to implement the measures?	Implementation Status
		<ul style="list-style-type: none"> Implement a trip-ticket system for each works contract to ensure that the disposal of C&D materials are properly documented and verified; Implement an enhanced Waste management Plan similar to ETWBTC (Works) No. 19/2005 – “Environmental Management on Construction Sites” to encourage on-site sorting of C&D materials and minimize waste generation during the course of construction. Disposal of the C&D materials to any sensitive locations such as agricultural lands, etc. should be avoided. The Contractor shall propose the final disposal sites to the Project Proponent and get his approval before implementation 					
S11.5.1	WM3	<p><u>C&D Waste</u></p> <ul style="list-style-type: none"> Standard formwork or pre-fabrication should be used as far as practicable in order to minimise the arising of C&D materials. The use of more durable formwork or plastic facing for the construction works should be considered. Use of wooden hoardings should not be used. Metal hoarding should be used to enhance the possibility of recycling. The purchase of construction materials will be carefully planned in order to avoid over ordering and wastage. The Contractor should recycle as much of the C&D materials as possible on-site. 	Good site practice to minimize waste generation and recycle C&D materials as far as practicable so as to reduce the amount for final disposal	Contractor	All construction sites	Construction stage	√

EIA Ref.	EM&A Log Ref*	Recommended Mitigation Measures	Objectives of the Recommended Measures & Main Concerns to address	Who to implement the measures?	Location of the implementation of measures	When to implement the measures?	Implementation Status
S11.5.1	WM4	<p>Public fill and C&D waste should be segregated and stored in different containers or skips to enhance reuse or recycling of materials and their proper disposal. Where practicable, concrete and masonry can be crushed and used as fill. Steel reinforcement bar can be used by scrap steel mills. Different areas of the sites should be considered for such segregation and storage.</p> <p><u>General Refuse</u></p> <ul style="list-style-type: none"> • General refuse generated on-site should be stored in enclosed bins or compaction units separately from construction and chemical wastes. • A reputable waste collector should be employed by the Contractor to remove general refuse from the site, separately from construction and chemical wastes, on a daily basis to minimize odour, pest and litter impacts. Burning of refuse on construction sites is prohibited by law. • Aluminium cans are often recovered from the waste stream by individual collectors if they are segregated and made easily accessible. Separate labelled bins for their deposit should be provided if feasible. • Office wastes can be reduced through the recycling of paper if volumes are large enough to warrant collection. <p>Participation in a local collection scheme</p>	Minimize the production of general refuse and minimise odour, pest and litter impacts	Contractor	All construction sites	Construction stage	√

EIA Ref.	EM&A Log Ref*	Recommended Mitigation Measures	Objectives of the Recommended Measures & Main Concerns to address	Who to implement the measures?	Location of the implementation of measures	When to implement the measures?	Implementation Status
S11.5.1	WM7	<p>should be considered by the Contractor.</p> <p><u>Chemical Waste</u></p> <ul style="list-style-type: none"> Chemical waste as defined by Schedule 1 of the Waste Disposal (Chemical Waste) (General) Regulation, that is produced should be handled in accordance with the Code of Practice on the Packaging, Labelling and Storage of Chemical Wastes. Containers used for the storage of chemical wastes should be suitable for the substance they are holding, resistant to corrosion, maintained in a good condition, and securely closed. They should have a capacity of less than 450 litres unless the specification has been approved by the EPD. A label in English and Chinese should be displayed in accordance with instructions prescribed in Schedule 2 of the regulation. The storage area for chemical wastes should be clearly labelled and used solely for the storage of chemical waste; enclosed on at least 3 sides. It should also have an impermeable floor and bunding of sufficient capacity to accommodate 110% of the volume of the largest container or 20 % of the total volume of waste stored in that area, whichever is the greatest. It should have adequate ventilation and be covered to prevent rainfall entering; and arranged so that incompatible materials are adequately separated. 	Control the chemical waste and ensure proper storage, handling and disposal.	Contractor	All construction sites	Construction stage	√

EIA Ref.	EM&A Log Ref*	Recommended Mitigation Measures	Objectives of the Recommended Measures & Main Concerns to address	Who to implement the measures?	Location of the implementation of measures	When to implement the measures?	Implementation Status
		<ul style="list-style-type: none"> Disposal of chemical waste should be via a licensed waste collector; to a facility licensed to receive chemical waste, such as the Chemical Waste Treatment Centre (which also offers a chemical waste collection service and can supply the necessary storage containers); or to a reuser of the waste, under the approval from the EPD. 					

Annex I - 1

Regular Noise Monitoring Results

Annex I-1 Regular Noise Monitoring Results

Station NMS-CA-6 No. 16-23 Nam Kok Road

Date	Start Time	End Time	Weather	Measured Noise level (dB(A)), L _{Aeq} (30 min)	Baseline (dB(A)), L _{Aeq} (30 min)	Corrected LAeq(dBA) ^(a)	Major Construction Noise Source(s) Observed	Other Noise Source(s) Observed	Temp. (°C)	Wind Speed (m/s)	Noise Meter Model / ID	Calibrator Model / ID
01-Mar-16	10:40	11:10	Sunny	63.3	76.1	-(b)	-	Traffic noise	16	0.5	NL-18 00360030	NC-73 10997142
07-Mar-16	10:48	11:18	Cloudy	63.7	76.1	-(b)	-	Traffic noise	20	0.5	NL-18 00360030	NC-73 10786708
18-Mar-16	10:50	11:20	Cloudy	63.8	76.1	-(b)	-	Traffic noise	18	0.5	NL-18 00360030	NC-73 10786708
24-Mar-16	10:48	11:18	Rainy	63.9	76.1	-(b)	-	Traffic noise	15	0.5	NL-18 00360030	NC-73 10786708
30-Mar-16	10:50	11:20	Cloudy	63.1	76.1	-(b)	-	Traffic noise	19	0.5	NL-18 00360030	NC-73 10786708

Station NMS-CA-7 Skytower Tower 2

Date	Start Time	End Time	Weather	Measured Noise level (dB(A)), L _{Aeq} (30 min)	Baseline (dB(A)), L _{Aeq} (30 min)	Corrected LAeq(dBA) ^(a)	Major Construction Noise Source(s) Observed	Other Noise Source(s) Observed	Temp. (°C)	Wind Speed (m/s)	Noise Meter Model / ID	Calibrator Model / ID
01-Mar-16	9:50	10:20	Sunny	61.9	70.0	-(b)	-	Traffic noise	16	0.5	NL-18 00360030	NC-73 10997142
07-Mar-16	9:55	10:25	Cloudy	65.7	70.0	-(b)	-	Traffic noise	20	0.5	NL-18 00360030	NC-73 10997142
18-Mar-16	9:53	10:23	Cloudy	64.8	70.0	-(b)	-	Traffic noise	18	0.5	NL-18 00360030	NC-73 10997142
24-Mar-16	9:55	10:25	Rainy	65.9	70.0	-(b)	-	Traffic noise	15	0.5	NL-18 00360030	NC-73 10997142
30-Mar-16	9:55	10:25	Cloudy	65.1	70.0	-(b)	-	Traffic noise	19	0.5	NL-18 00360030	NC-73 10997142

Station NMS-CA-8 SKH Good Shepherd Primary School

Date	Start Time	End Time	Weather	Measured Noise level (dB(A)), L _{Aeq} (30 min)	Baseline (dB(A)), L _{Aeq} (30 min)	Corrected LAeq(dBA) ^(a)	Major Construction Noise Source(s) Observed	Other Noise Source(s) Observed	Temp. (°C)	Wind Speed (m/s)	Noise Meter Model / ID	Calibrator Model / ID
01-Mar-16	17:38	18:08	Sunny	73.4	75.4	-(b)	-	Traffic noise	16	0.5	NL-31 00320533	NC-73 10997142
07-Mar-16	17:02	17:32	Cloudy	74.3	75.4	-(b)	-	Traffic noise	20	0.5	NL-31 00320533	NC-73 10997142
18-Mar-16	16:57	17:27	Cloudy	75.0	75.4	-(b)	-	Traffic noise	18	0.5	NL-31 00320533	NC-73 10997142
24-Mar-16	15:55	16:25	Rainy	73.6	75.4	-(b)	-	Traffic noise	15	0.5	NL-31 00320533	NC-73 10997142
30-Mar-16	16:10	16:40	Cloudy	74.1	75.4	-(b)	-	Traffic noise	19	0.5	NL-31 00320533	NC-73 10997142

Station NMS-CA-9 Kong Yiu Mansion

Date	Start Time	End Time	Weather	Measured Noise level (dB(A)), L _{Aeq} (30 min)	Baseline (dB(A)), L _{Aeq} (30 min)	Corrected LAeq(dBA) ^(a)	Major Construction Noise Source(s) Observed	Other Noise Source(s) Observed	Temp. (°C)	Wind Speed (m/s)	Noise Meter Model / ID	Calibrator Model / ID
01-Mar-16	8:00	8:30	Sunny	70.3	69.2	63.8	Backhoe	Traffic noise	16	0.5	NL-18 00360030	NC-73 10997142
07-Mar-16	8:00	8:30	Cloudy	69.4	69.2	55.9	Backhoe	Traffic noise	20	0.5	NL-18 00360030	NC-73 10997142
18-Mar-16	8:00	8:30	Cloudy	69.1	69.2	-(b)	Backhoe	Traffic noise	18	0.5	NL-18 00360030	NC-73 10997142
24-Mar-16	8:00	8:30	Rainy	70.9	69.2	66.0	Backhoe	Traffic noise	15	0.5	NL-18 00360030	NC-73 10997142
30-Mar-16	8:00	8:30	Cloudy	68.4	69.2	-(b)	Backhoe	Traffic noise	19	0.5	NL-18 00360030	NC-73 10997142

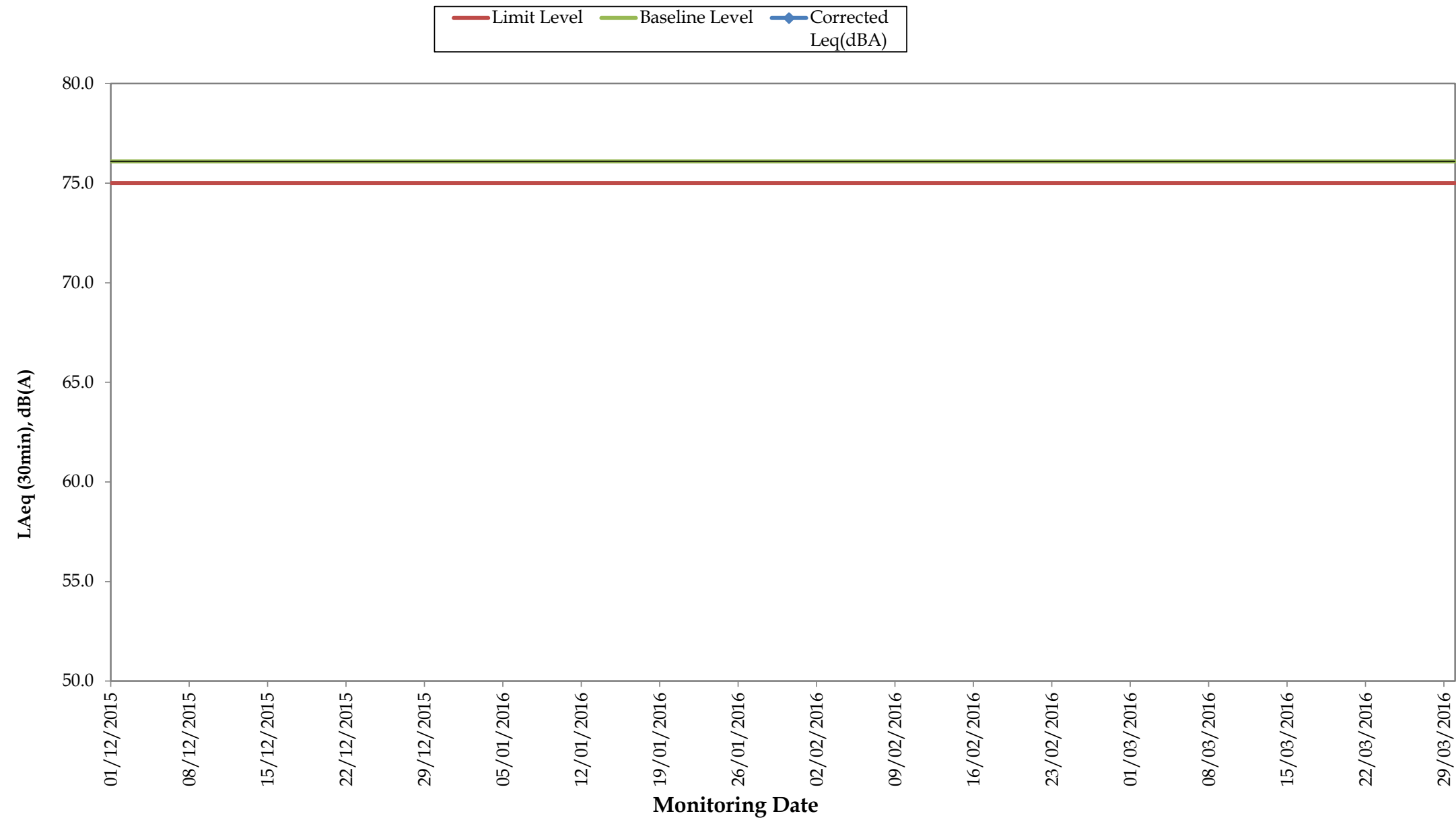
Station NMS-CA-10 Chat Ma Mansion

Date	Start Time	End Time	Weather	Measured Noise level (dB(A)), L _{Aeq} (30 min) ^(c)	Baseline (dB(A)), L _{Aeq} (30 min)	Corrected LAeq(dBA) ^(a)	Major Construction Noise Source(s) Observed	Other Noise Source(s) Observed	Temp. (°C)	Wind Speed (m/s)	Noise Meter Model / ID	Calibrator Model / ID
01-Mar-16	8:40	9:10	Sunny	76.3	76.6	-(b)	Backhoe	Traffic noise	16	0.5	NL-18 00360030	NC-73 10997142
07-Mar-16	8:40	9:10	Cloudy	76.3	76.6	-(b)	Backhoe	Traffic noise	20	0.5	NL-18 00360030	NC-73 10997142
18-Mar-16	8:40	9:10	Cloudy	75.7	76.6	-(b)	Backhoe	Traffic noise	18	0.5	NL-18 00360030	NC-73 10997142
24-Mar-16	8:40	9:10	Rainy	77.4	76.6	69.7	Backhoe	Traffic noise	15	0.5	NL-18 00360030	NC-73 10997142
30-Mar-16	8:40	9:10	Cloudy	76.3	76.6	-(b)	Backhoe	Traffic noise	19	0.5	NL-18 00360030	NC-73 10997142

Remarks:

- (a) The Measured LAeq is corrected against the corresponding Baseline Level.
- (b) No correction was made as the measured noise levels were equal to or below the baseline noise levels.
- (c) The noise monitoring results carried out at NMS-CA-10 on 1, 7, 18, 24 and 30 March 2016 are higher than the daytime construction noise criterion. However, those results are not considered as exceedances as they are below the limit level after deducting the baseline noise level.

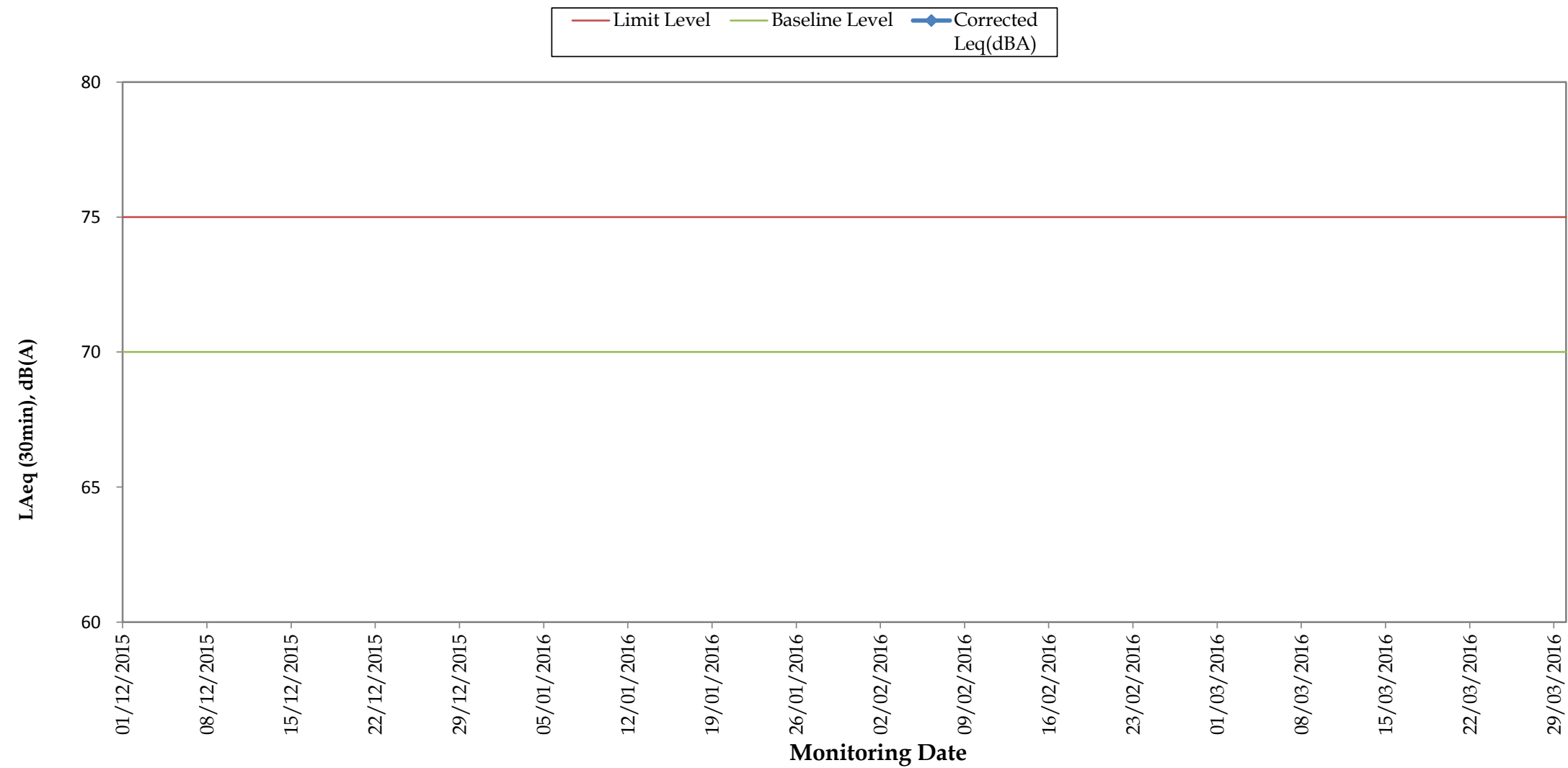
Regular Noise Monitoring Results at NMS-CA-6 (No. 16-23 Nam Kok Road) (LAeq, 30min) for the Past 4 Months



Remarks:

- For those corrected noise levels that are not shown in this graph, the measured noise levels are below baseline level.

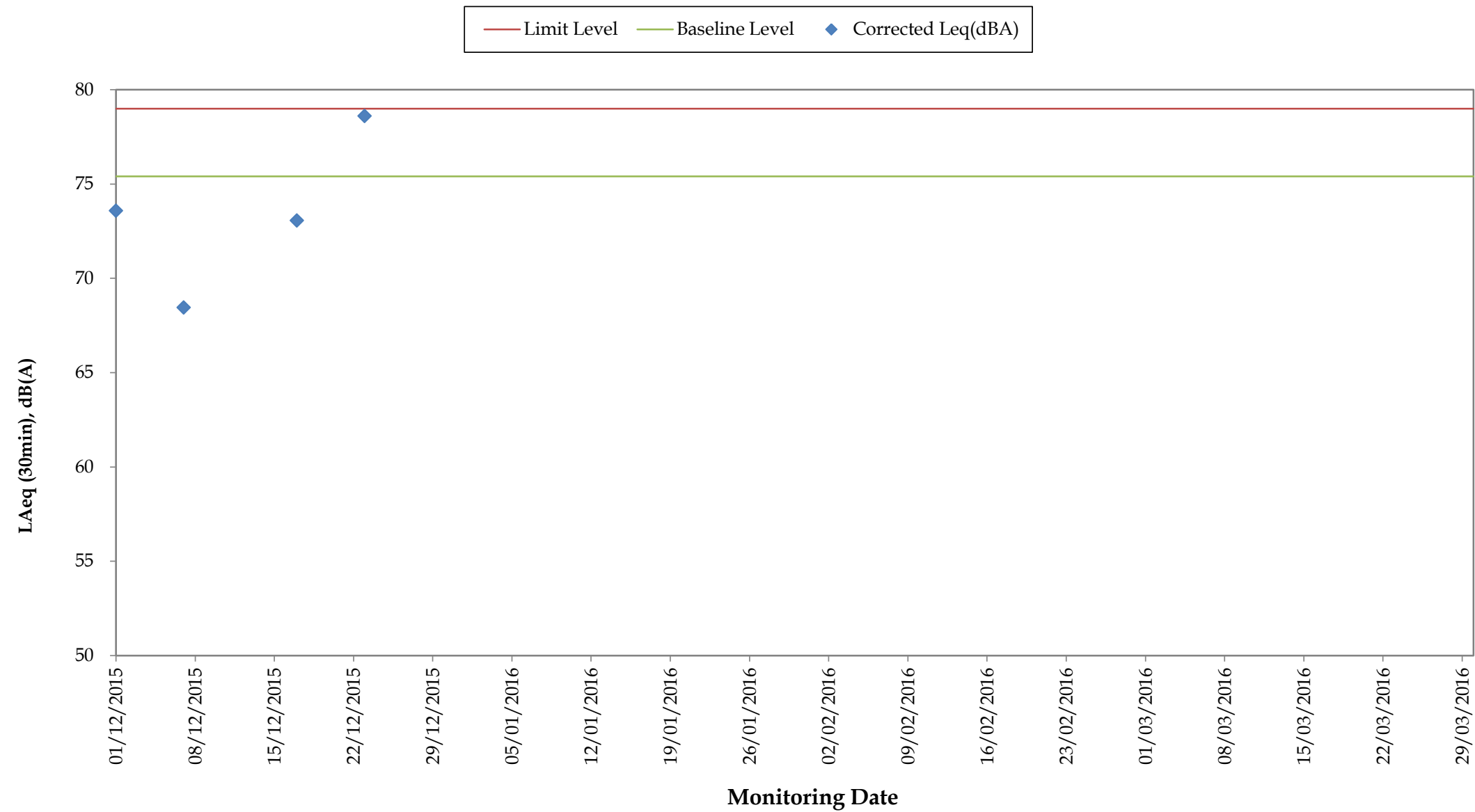
Regular Noise Monitoring Results at NMS-CA-7 (Skytower Tower 2) (LAeq, 30min) for the Past 4 Months



Remarks:

- For those corrected noise levels that are not shown in this graph, the measured noise levels are below baseline level.

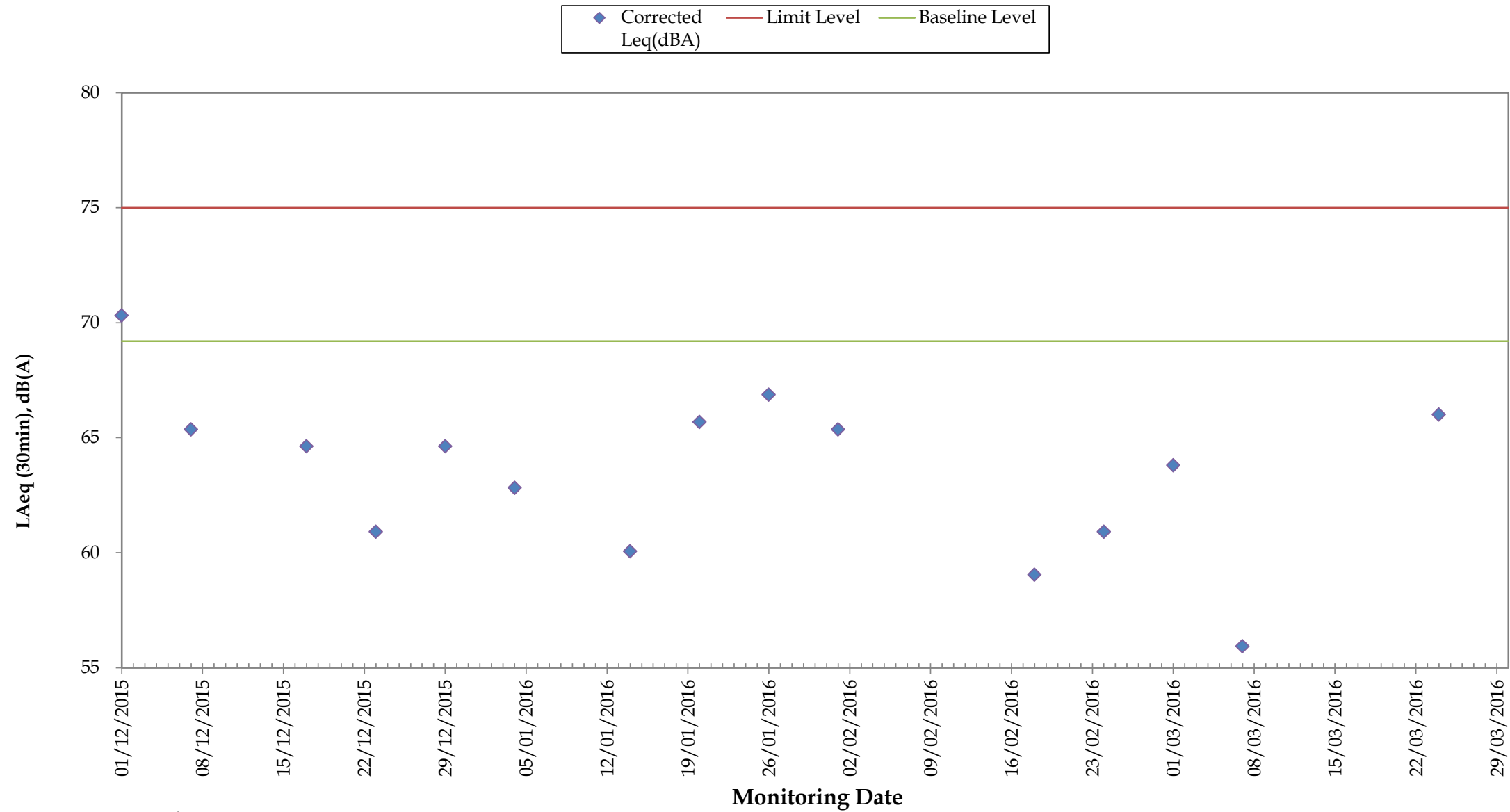
Regular Noise Monitoring Results at NMS-CA- 8 (SKH Good Shepherd Primary School) (LAeq, 30min) for the Past 4 Months



Remarks:

- For those corrected noise levels that are not shown in this graph, the measured noise levels are below baseline level.
- The limit level was updated from 78dB(A) to 79 dB(A) on 22 Aug 2013 as per the latest CNMP and CNMMP.

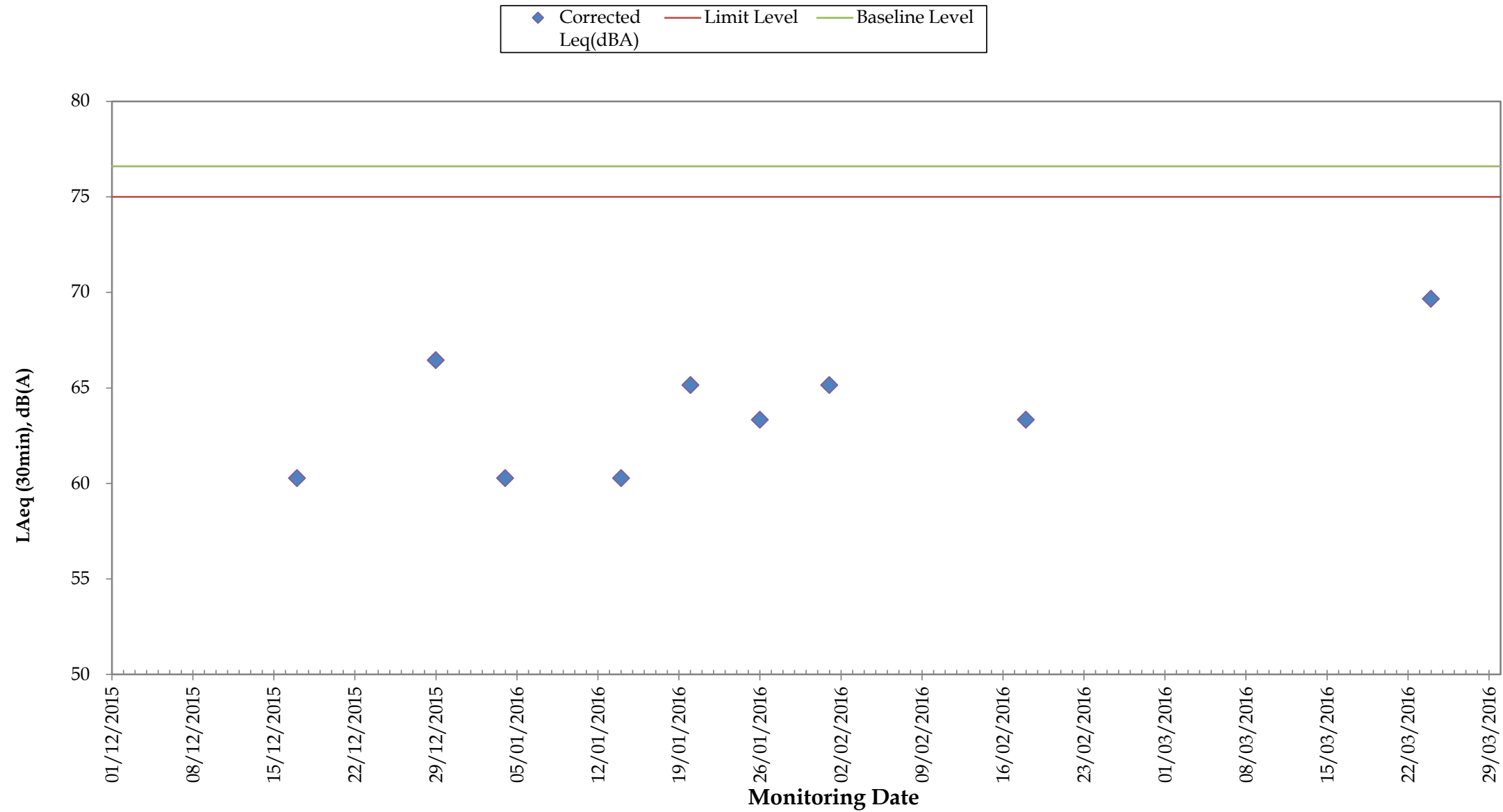
Regular Noise Monitoring Results at NMS-CA-9 (Kong Yiu Mansion) (LAeq, 30min)) for the Past 4 Months



Remarks:

- For those corrected noise levels that are not shown in this graph, the measured noise levels are below baseline level.

Regular Noise Monitoring Results at NMS-CA-10 (Chat Ma Mansion) (LAeq, 30min) for the Past 4 Months



Remarks:

- For those corrected noise levels that are not shown in this graph, the measured noise levels are below baseline level.

Annex I - 2

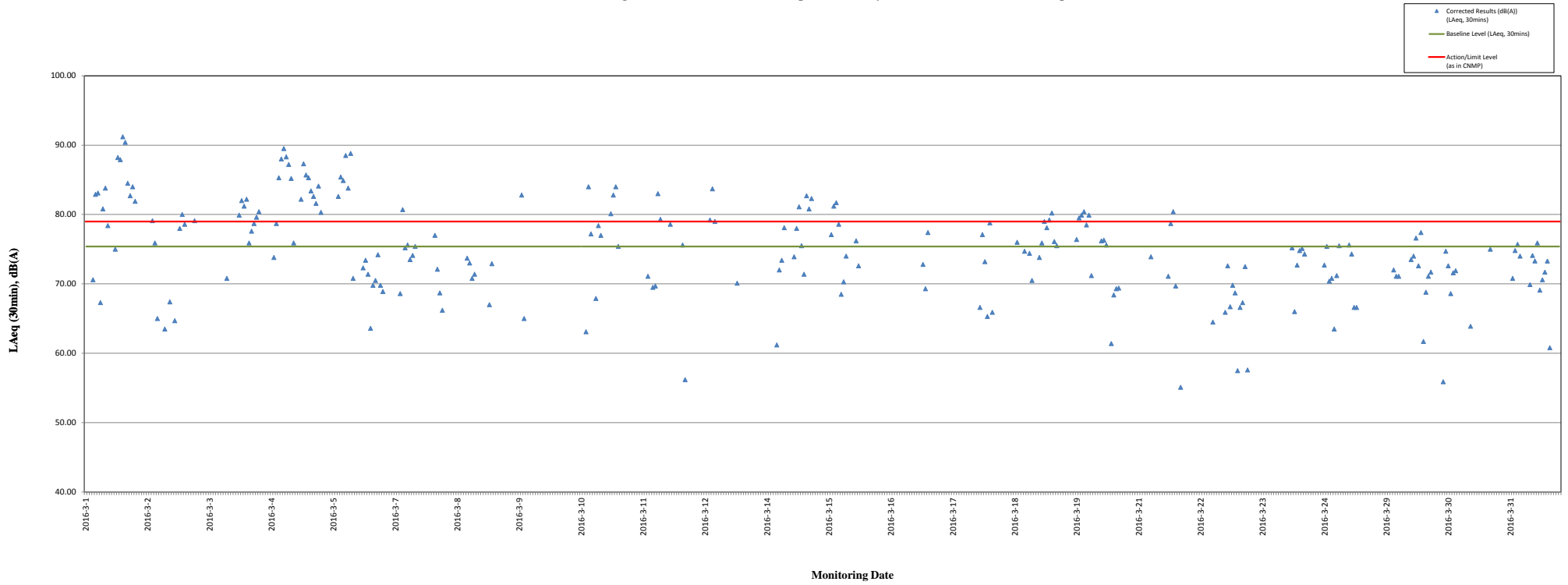
Continuous Noise Monitoring Results

Location ID	Name	Date	Hour (HH)	Minutes(MM)	Measured LAeq,30mins	Baseline Level (LAeq, 30mins)	Corrected Results (dB(A)) (LAeq, 30mins)	Action/Limit Level (as in CNMP)	Exceedance		
MTW-16-1	SKH Good Shepherd Primary School	2016	3	1	6	38	71.7	75.4	<Baseline Level	79	N
MTW-16-1	SKH Good Shepherd Primary School	2016	3	1	7	8	72.4	75.4	<Baseline Level	79	N
MTW-16-1	SKH Good Shepherd Primary School	2016	3	1	7	38	73.5	75.4	<Baseline Level	79	N
MTW-16-1	SKH Good Shepherd Primary School	2016	3	1	8	8	76.6	75.4	70.6	79	N
MTW-16-1	SKH Good Shepherd Primary School	2016	3	1	8	38	83.6	75.4	82.9	79	Y
MTW-16-1	SKH Good Shepherd Primary School	2016	3	1	9	8	83.7	75.4	83.1	79	Y
MTW-16-1	SKH Good Shepherd Primary School	2016	3	1	9	38	76.0	75.4	67.3	79	N
MTW-16-1	SKH Good Shepherd Primary School	2016	3	1	10	8	81.9	75.4	80.8	79	Y
MTW-16-1	SKH Good Shepherd Primary School	2016	3	1	10	38	84.4	75.4	83.8	79	Y
MTW-16-1	SKH Good Shepherd Primary School	2016	3	1	11	8	80.2	75.4	78.4	79	N
MTW-16-1	SKH Good Shepherd Primary School	2016	3	1	11	38	73.0	75.4	<Baseline Level	79	N
MTW-16-1	SKH Good Shepherd Primary School	2016	3	1	12	8	72.2	75.4	<Baseline Level	79	N
MTW-16-1	SKH Good Shepherd Primary School	2016	3	1	12	38	78.2	75.4	75	79	N
MTW-16-1	SKH Good Shepherd Primary School	2016	3	1	13	8	88.4	75.4	88.2	79	Y
MTW-16-1	SKH Good Shepherd Primary School	2016	3	1	13	38	88.1	75.4	87.9	79	Y
MTW-16-1	SKH Good Shepherd Primary School	2016	3	1	14	8	91.3	75.4	91.2	79	Y
MTW-16-1	SKH Good Shepherd Primary School	2016	3	1	14	38	90.6	75.4	90.4	79	Y
MTW-16-1	SKH Good Shepherd Primary School	2016	3	1	15	8	85.0	75.4	84.5	79	Y
MTW-16-1	SKH Good Shepherd Primary School	2016	3	1	15	38	83.5	75.4	82.7	79	Y
MTW-16-1	SKH Good Shepherd Primary School	2016	3	1	16	8	84.5	75.4	84	79	Y
MTW-16-1	SKH Good Shepherd Primary School	2016	3	1	16	38	82.8	75.4	81.9	79	Y
MTW-16-1	SKH Good Shepherd Primary School	2016	3	1	17	8	74.0	75.4	<Baseline Level	79	N
MTW-16-1	SKH Good Shepherd Primary School	2016	3	1	17	38	73.4	75.4	<Baseline Level	79	N
MTW-16-1	SKH Good Shepherd Primary School	2016	3	1	18	8	72.7	75.4	<Baseline Level	79	N
MTW-16-1	SKH Good Shepherd Primary School	2016	3	1	18	38	72.5	75.4	<Baseline Level	79	N
MTW-16-1	SKH Good Shepherd Primary School	2016	3	2	6	38	71.7	75.4	<Baseline Level	79	N
MTW-16-1	SKH Good Shepherd Primary School	2016	3	2	7	8	72.4	75.4	<Baseline Level	79	N
MTW-16-1	SKH Good Shepherd Primary School	2016	3	2	7	38	80.7	75.4	79.1	79	N
MTW-16-1	SKH Good Shepherd Primary School	2016	3	2	8	8	78.7	75.4	75.9	79	N
MTW-16-1	SKH Good Shepherd Primary School	2016	3	2	8	38	75.8	75.4	65	79	N
MTW-16-1	SKH Good Shepherd Primary School	2016	3	2	9	8	73.6	75.4	<Baseline Level	79	N
MTW-16-1	SKH Good Shepherd Primary School	2016	3	2	9	38	75.0	75.4	<Baseline Level	79	N
MTW-16-1	SKH Good Shepherd Primary School	2016	3	2	10	8	75.7	75.4	63.5	79	N
MTW-16-1	SKH Good Shepherd Primary School	2016	3	2	10	38	75.2	75.4	<Baseline Level	79	N
MTW-16-1	SKH Good Shepherd Primary School	2016	3	2	11	8	76.0	75.4	67.4	79	N
MTW-16-1	SKH Good Shepherd Primary School	2016	3	2	11	38	74.9	75.4	<Baseline Level	79	N
MTW-16-1	SKH Good Shepherd Primary School	2016	3	2	12	8	75.8	75.4	64.7	79	N
MTW-16-1	SKH Good Shepherd Primary School	2016	3	2	12	38	74.1	75.4	<Baseline Level	79	N
MTW-16-1	SKH Good Shepherd Primary School	2016	3	2	13	8	79.9	75.4	78	79	N
MTW-16-1	SKH Good Shepherd Primary School	2016	3	2	13	38	81.3	75.4	80	79	Y
MTW-16-1	SKH Good Shepherd Primary School	2016	3	2	14	8	80.3	75.4	78.6	79	N
MTW-16-1	SKH Good Shepherd Primary School	2016	3	2	14	38	74.9	75.4	<Baseline Level	79	N
MTW-16-1	SKH Good Shepherd Primary School	2016	3	2	15	8	74.3	75.4	<Baseline Level	79	N
MTW-16-1	SKH Good Shepherd Primary School	2016	3	2	15	38	74.0	75.4	<Baseline Level	79	N
MTW-16-1	SKH Good Shepherd Primary School	2016	3	2	16	8	80.6	75.4	79.1	79	N
MTW-16-1	SKH Good Shepherd Primary School	2016	3	2	16	38	74.5	75.4	<Baseline Level	79	N
MTW-16-1	SKH Good Shepherd Primary School	2016	3	2	17	8	73.9	75.4	<Baseline Level	79	N
MTW-16-1	SKH Good Shepherd Primary School	2016	3	2	17	38	73.7	75.4	<Baseline Level	79	N
MTW-16-1	SKH Good Shepherd Primary School	2016	3	2	18	8	72.6	75.4	<Baseline Level	79	N
MTW-16-1	SKH Good Shepherd Primary School	2016	3	2	18	38	72.1	75.4	<Baseline Level	79	N
MTW-16-1	SKH Good Shepherd Primary School	2016	3	3	6	38	72.4	75.4	<Baseline Level	79	N
MTW-16-1	SKH Good Shepherd Primary School	2016	3	3	7	8	72.9	75.4	<Baseline Level	79	N
MTW-16-1	SKH Good Shepherd Primary School	2016	3	3	7	38	73.7	75.4	<Baseline Level	79	N
MTW-16-1	SKH Good Shepherd Primary School	2016	3	3	8	8	74.5	75.4	<Baseline Level	79	N
MTW-16-1	SKH Good Shepherd Primary School	2016	3	3	8	38	73.8	75.4	<Baseline Level	79	N
MTW-16-1	SKH Good Shepherd Primary School	2016	3	3	9	8	73.8	75.4	<Baseline Level	79	N
MTW-16-1	SKH Good Shepherd Primary School	2016	3	3	9	38	74.7	75.4	<Baseline Level	79	N
MTW-16-1	SKH Good Shepherd Primary School	2016	3	3	10	8	76.7	75.4	70.8	79	N
MTW-16-1	SKH Good Shepherd Primary School	2016	3	3	10	38	74.4	75.4	<Baseline Level	79	N
MTW-16-1	SKH Good Shepherd Primary School	2016	3	3	11	8	75.2	75.4	<Baseline Level	79	N
MTW-16-1	SKH Good Shepherd Primary School	2016	3	3	11	38	74.9	75.4	<Baseline Level	79	N
MTW-16-1	SKH Good Shepherd Primary School	2016	3	3	12	21	72.8	75.4	<Baseline Level	79	N
MTW-16-1	SKH Good Shepherd Primary School	2016	3	3	12	51	81.2	75.4	79.9	79	Y
MTW-16-1	SKH Good Shepherd Primary School	2016	3	3	13	21	82.9	75.4	82	79	Y
MTW-16-1	SKH Good Shepherd Primary School	2016	3	3	13	51	82.2	75.4	81.2	79	Y
MTW-16-1	SKH Good Shepherd Primary School	2016	3	3	14	21	83.0	75.4	82.2	79	Y
MTW-16-1	SKH Good Shepherd Primary School	2016	3	3	14	51	78.7	75.4	75.9	79	N
MTW-16-1	SKH Good Shepherd Primary School	2016	3	3	15	21	79.7	75.4	77.6	79	N
MTW-16-1	SKH Good Shepherd Primary School	2016	3	3	15	51	80.4	75.4	78.7	79	N
MTW-16-1	SKH Good Shepherd Primary School	2016	3	3	16	21	81.0	75.4	79.6	79	Y
MTW-16-1	SKH Good Shepherd Primary School	2016	3	3	16	51	81.6	75.4	80.4	79	Y
MTW-16-1	SKH Good Shepherd Primary School	2016	3	3	17	21	72.8	75.4	<Baseline Level	79	N
MTW-16-1	SKH Good Shepherd Primary School	2016	3	3	17	51	73.1	75.4	<Baseline Level	79	N
MTW-16-1	SKH Good Shepherd Primary School	2016	3	3	18	21	72.1	75.4	<Baseline Level	79	N
MTW-16-1	SKH Good Shepherd Primary School	2016	3	3	18	51	71.6	75.4	<Baseline Level	79	N
MTW-16-1	SKH Good Shepherd Primary School	2016	3	4	6	51	75.1	75.4	<Baseline Level	79	N
MTW-16-1	SKH Good Shepherd Primary School	2016	3	4	7	21	77.7	75.4	73.8	79	N
MTW-16-1	SKH Good Shepherd Primary School	2016	3	4	7	51	80.4	75.4	78.7	79	N
MTW-16-1	SKH Good Shepherd Primary School	2016	3	4	8	21	85.7	75.4	85.3	79	Y
MTW-16-1	SKH Good Shepherd Primary School	2016	3	4	8	51	88.3	75.4	88	79	Y
MTW-16-1	SKH Good Shepherd Primary School	2016	3	4	9	21	89.7	75.4	89.5	79	Y
MTW-16-1	SKH Good Shepherd Primary School	2016	3	4	9	51	88.5	75.4	88.3	79	Y
MTW-16-1	SKH Good Shepherd Primary School	2016	3	4	10	21	87.5	75.4	87.2	79	Y
MTW-16-1	SKH Good Shepherd Primary School	2016	3	4	10	51	85.6	75.4	85.2	79	Y
MTW-16-1	SKH Good Shepherd Primary School	2016	3	4	11	21	78.6	75.4	75.9	79	N
MTW-16-1	SKH Good Shepherd Primary School	2016	3	4	11	51	73.2	75.4	<Baseline Level	79	N
MTW-16-1	SKH Good Shepherd Primary School	2016	3	4	12	21	72.6	75.4	<Baseline Level	79	N
MTW-16-1	SKH Good Shepherd Primary School	2016	3	4	12	51	83.0	75.4	82.2	79	Y
MTW-16-1	SKH Good Shepherd Primary School	2016	3	4	13	21	87.5	75.4	87.3	79	Y
MTW-16-1	SKH Good Shepherd Primary School	2016	3	4	13	51	86.1	75.4	85.7	79	Y
MTW-16-1	SKH Good Shepherd Primary School	2016	3	4	14	21	85.7	75.4	85.3	79	Y
MTW-16-1	SKH Good Shepherd Primary School	2016	3	4	14	51	84.1	75.4	83.4	79	Y
MTW-16-1	SKH Good Shepherd Primary School	2016	3	4	15	21	83.3	75.4	82.6	79	Y
MTW-16-1	SKH Good Shepherd Primary School	2016	3	4	15	51	82.6	75.4	81.6	79	Y
MTW-16-1	SKH Good Shepherd Primary School	2016	3	4	16	21	84.7	75.4	84.1	79	Y
MTW-16-1	SKH Good Shepherd Primary School	2016	3	4	16	51	81.5	75.4	80.3	79	Y
MTW-16-1	SKH Good Shepherd Primary School	2016	3	4	17	21	72.3	75.4	<Baseline Level	79	N
MTW-16-1	SKH Good Shepherd Primary School	2016	3	4	17	51	72.5	75.4	<Baseline Level	79	N
MTW-16-1	SKH Good Shepherd Primary School	2016	3	4	18	21	72.2	75.4	<Baseline Level	79	N
MTW-16-1	SKH Good Shepherd Primary School	2016	3	4	18	51	72.0	75.4	<Baseline Level	79	N
MTW-16-1	SKH Good Shepherd Primary School	2016	3	5	6	51	71.5	75.4	<Baseline Level	79	N
MTW-16-1	SKH Good Shepherd Primary School	2016	3	5	7	21	72.4	75.4	<Baseline Level	79	N
MTW-16-1	SKH Good Shepherd Primary School	2016	3	5	7	51	83.3	75.4	82.6	79	Y
MTW-16-1	SKH Good Shepherd Primary School	2016	3	5	8	21	85.8	75.4	85.4	79	Y
MTW-16-1	SKH Good Shepherd Primary School	2016	3	5	8	51	85.4	75.4	84.9	79	Y
MTW-16-1	SKH Good Shepherd Primary School	2016	3	5	9	21	88.7	75.4	88.5	79	Y
MTW-16-1	SKH Good Shepherd Primary School	2016	3	5	9	51	84.4	75.4	83.8	79	Y
MTW-16-1	SKH Good Shepherd Primary School	2016	3	5	10	21	88.9	75.4	88.8	79	Y
MTW-16-1	SKH Good Shepherd Primary School	2016	3	5	10	51	76.7	75.4	70.8	79	N
MTW-16-1	SKH Good Shepherd Primary School	2016	3	5	11	21	74.6	75.4	<Baseline Level	79	N

Location ID	Name	Date	Hour (HH)	Minutes(MM)	Measured LAeq,30mins	Baseline Level (LAeq, 30mins)	Corrected Results (dB(A)) (LAeq, 30mins)	Action/Limit Level (as in CNMP)	Exceedance		
MTW-16-1	SKH Good Shepherd Primary School	2016	3	30	8	40	77.2	75.4	72.6	79	N
MTW-16-1	SKH Good Shepherd Primary School	2016	3	30	9	10	76.2	75.4	68.6	79	N
MTW-16-1	SKH Good Shepherd Primary School	2016	3	30	9	40	76.9	75.4	71.6	79	N
MTW-16-1	SKH Good Shepherd Primary School	2016	3	30	10	10	77.0	75.4	71.9	79	N
MTW-16-1	SKH Good Shepherd Primary School	2016	3	30	10	40	75.1	75.4	<Baseline Level	79	N
MTW-16-1	SKH Good Shepherd Primary School	2016	3	30	11	10	75.1	75.4	<Baseline Level	79	N
MTW-16-1	SKH Good Shepherd Primary School	2016	3	30	11	40	74.1	75.4	<Baseline Level	79	N
MTW-16-1	SKH Good Shepherd Primary School	2016	3	30	12	10	72.5	75.4	<Baseline Level	79	N
MTW-16-1	SKH Good Shepherd Primary School	2016	3	30	12	40	73.1	75.4	<Baseline Level	79	N
MTW-16-1	SKH Good Shepherd Primary School	2016	3	30	13	10	75.7	75.4	63.9	79	N
MTW-16-1	SKH Good Shepherd Primary School	2016	3	30	13	40	75.0	75.4	<Baseline Level	79	N
MTW-16-1	SKH Good Shepherd Primary School	2016	3	30	14	10	74.7	75.4	<Baseline Level	79	N
MTW-16-1	SKH Good Shepherd Primary School	2016	3	30	14	40	73.7	75.4	<Baseline Level	79	N
MTW-16-1	SKH Good Shepherd Primary School	2016	3	30	15	10	73.9	75.4	<Baseline Level	79	N
MTW-16-1	SKH Good Shepherd Primary School	2016	3	30	15	40	73.9	75.4	<Baseline Level	79	N
MTW-16-1	SKH Good Shepherd Primary School	2016	3	30	16	10	74.1	75.4	<Baseline Level	79	N
MTW-16-1	SKH Good Shepherd Primary School	2016	3	30	16	40	74.5	75.4	<Baseline Level	79	N
MTW-16-1	SKH Good Shepherd Primary School	2016	3	30	17	10	78.2	75.4	75	79	N
MTW-16-1	SKH Good Shepherd Primary School	2016	3	30	17	40	72.6	75.4	<Baseline Level	79	N
MTW-16-1	SKH Good Shepherd Primary School	2016	3	30	18	10	73.1	75.4	<Baseline Level	79	N
MTW-16-1	SKH Good Shepherd Primary School	2016	3	30	18	40	72.6	75.4	<Baseline Level	79	N
MTW-16-1	SKH Good Shepherd Primary School	2016	3	31	6	40	71.7	75.4	<Baseline Level	79	N
MTW-16-1	SKH Good Shepherd Primary School	2016	3	31	7	10	72.3	75.4	<Baseline Level	79	N
MTW-16-1	SKH Good Shepherd Primary School	2016	3	31	7	40	74.1	75.4	<Baseline Level	79	N
MTW-16-1	SKH Good Shepherd Primary School	2016	3	31	8	10	74.6	75.4	<Baseline Level	79	N
MTW-16-1	SKH Good Shepherd Primary School	2016	3	31	8	40	74.8	75.4	<Baseline Level	79	N
MTW-16-1	SKH Good Shepherd Primary School	2016	3	31	9	10	76.7	75.4	70.8	79	N
MTW-16-1	SKH Good Shepherd Primary School	2016	3	31	9	40	78.1	75.4	74.8	79	N
MTW-16-1	SKH Good Shepherd Primary School	2016	3	31	10	10	78.5	75.4	75.7	79	N
MTW-16-1	SKH Good Shepherd Primary School	2016	3	31	10	40	77.8	75.4	74	79	N
MTW-16-1	SKH Good Shepherd Primary School	2016	3	31	11	10	74.5	75.4	<Baseline Level	79	N
MTW-16-1	SKH Good Shepherd Primary School	2016	3	31	11	40	73.0	75.4	<Baseline Level	79	N
MTW-16-1	SKH Good Shepherd Primary School	2016	3	31	12	10	72.3	75.4	<Baseline Level	79	N
MTW-16-1	SKH Good Shepherd Primary School	2016	3	31	12	40	76.5	75.4	69.9	79	N
MTW-16-1	SKH Good Shepherd Primary School	2016	3	31	13	10	77.8	75.4	74.1	79	N
MTW-16-1	SKH Good Shepherd Primary School	2016	3	31	13	40	77.5	75.4	73.3	79	N
MTW-16-1	SKH Good Shepherd Primary School	2016	3	31	14	10	78.7	75.4	75.9	79	N
MTW-16-1	SKH Good Shepherd Primary School	2016	3	31	14	40	76.3	75.4	69.1	79	N
MTW-16-1	SKH Good Shepherd Primary School	2016	3	31	15	10	76.7	75.4	70.6	79	N
MTW-16-1	SKH Good Shepherd Primary School	2016	3	31	15	40	76.9	75.4	71.7	79	N
MTW-16-1	SKH Good Shepherd Primary School	2016	3	31	16	10	77.5	75.4	73.3	79	N
MTW-16-1	SKH Good Shepherd Primary School	2016	3	31	16	40	75.5	75.4	60.8	79	N
MTW-16-1	SKH Good Shepherd Primary School	2016	3	31	17	10	74.4	75.4	<Baseline Level	79	N
MTW-16-1	SKH Good Shepherd Primary School	2016	3	31	17	40	73.1	75.4	<Baseline Level	79	N
MTW-16-1	SKH Good Shepherd Primary School	2016	3	31	18	10	72.6	75.4	<Baseline Level	79	N
MTW-16-1	SKH Good Shepherd Primary School	2016	3	31	18	40	72.5	75.4	<Baseline Level	79	N

Continuous noise monitoring at MTW-16-1 had been completed on 31 March 2016 according to the latest approved CNMP.

Continuous Noise Monitoring at MTW-16-1(SKH Good Shepherd Primary School) in March 2016- (LAeq, 30min)



Remarks:

- For those corrected noise levels that are not shown in this graph, the measured noise levels are below baseline level.

Annex J

Construction Dust
Monitoring Results and
Wind Data Monitoring
Results

Annex J Construction Dust Monitoring Results

Station DMS-6 Katherine Building

Start		Finish		Weather	Filter Weight (g)		Elapsed Time Reading		Sampling Time	Flow Rate (m ³ /min)			TSP Conc.	Action Level	Limit Level	Observations /	Sampler	Filter
Date	Time	Date	Time		Initial	Final	Initial	Final	(hrs)	Initial	Final	Average	(µg/m ³)	(µg/m ³)	(µg/m ³)	Remarks	ID	ID
01-Mar-16	10:30	02-Mar-16	10:30	Sunny	2.8133	2.9302	15464.30	15488.30	24.00	1.35	1.35	1.35	60	156.8	260	-	0107	7523
07-Mar-16	10:35	08-Mar-16	10:35	Cloudy	2.7886	2.9107	15488.30	15512.30	24.00	1.31	1.31	1.31	65	156.8	260	-	0107	7556
12-Mar-16	8:40	13-Mar-16	8:40	Cloudy	2.7909	2.9442	15512.30	15536.30	24.00	1.31	1.31	1.31	81	156.8	260	-	0107	7563
18-Mar-16	10:38	19-Mar-16	10:38	Cloudy	2.7837	2.9220	15536.30	15560.30	24.00	1.31	1.31	1.31	73	156.8	260	-	0107	7572
24-Mar-16	10:38	25-Mar-16	10:38	Rainy	2.7632	2.8911	15560.30	15584.30	24.00	1.31	1.31	1.31	68	156.8	260	-	0107	7631
30-Mar-16	10:38	31-Mar-16	10:38	Cloudy	2.7772	2.9295	15584.30	15608.30	24.00	1.31	1.31	1.31	81	156.8	260	-	0107	7634
													Minimum	60				
													Average	71				
													Maximum	81				

Station DMS-7 Parc 22

Start		Finish		Weather	Filter Weight (g)		Elapsed Time Reading		Sampling Time	Flow Rate (m ³ /min)			TSP Conc.	Action Level	Limit Level	Observations /	Sampler	Filter
Date	Time	Date	Time		Initial	Final	Initial	Final	(hrs)	Initial	Final	Average	(µg/m ³)	(µg/m ³)	(µg/m ³)	Remarks	ID	ID
01-Mar-16	9:40	02-Mar-16	9:40	Sunny	2.8100	2.9321	5504.17	5528.17	24.00	1.25	1.25	1.25	68	166.7	260	-	3574	7522
07-Mar-16	9:45	08-Mar-16	9:45	Cloudy	2.7857	2.9112	5528.17	5552.17	24.00	1.21	1.21	1.21	72	166.7	260	-	3574	7555
12-Mar-16	8:30	13-Mar-16	8:30	Cloudy	2.8089	2.9406	5552.17	5576.17	24.00	1.21	1.21	1.21	76	166.7	260	-	3574	7562
18-Mar-16	9:43	19-Mar-16	9:43	Cloudy	2.7827	2.9170	5576.17	5600.17	24.00	1.21	1.21	1.21	77	166.7	260	-	3574	7571
24-Mar-16	9:42	25-Mar-16	9:42	Rainy	2.7741	2.8822	5600.17	5624.17	24.00	1.21	1.21	1.21	62	166.7	260	-	3574	7630
30-Mar-16	9:42	31-Mar-16	9:42	Cloudy	2.7790	2.9306	5624.17	5648.17	24.00	1.21	1.21	1.21	87	166.7	260	-	3574	7637
													Minimum	62				
													Average	74				
													Maximum	87				

Station DMS-8 SKH Good Shepherd Primary School

Start		Finish		Weather	Filter Weight (g)		Elapsed Time Reading		Sampling Time (hrs)	Flow Rate (m ³ /min)		Average	TSP Conc. (µg/m ³)	Action Level (µg/m ³)	Limit Level (µg/m ³)	Observations / Remarks	Sampler ID	Filter ID
Date	Time	Date	Time		Initial	Final	Initial	Final		Initial	Final							
01-Mar-16	9:28	02-Mar-16	9:28	Sunny	2.7982	2.9071	5621.11	5645.11	24.00	1.20	1.20	1.20	63	152.2	260	-	3572	7521
07-Mar-16	9:28	08-Mar-16	9:28	Cloudy	2.7986	2.9344	5645.11	5669.11	24.00	1.21	1.21	1.21	78	152.2	260	-	3572	7554
12-Mar-16	8:18	13-Mar-16	8:18	Cloudy	2.7876	2.9277	5669.11	5693.11	24.00	1.21	1.21	1.21	80	152.2	260	-	3572	7561
18-Mar-16	9:28	19-Mar-16	9:28	Cloudy	2.7909	2.9325	5693.11	5717.11	24.00	1.21	1.21	1.21	81	152.2	260	-	3572	7570
24-Mar-16	9:28	25-Mar-16	9:28	Rainy	2.7750	2.8850	5717.11	5741.11	24.00	1.21	1.21	1.21	63	152.2	260	-	3572	7629
30-Mar-16	9:28	31-Mar-16	9:28	Cloudy	2.7699	2.9191	5741.11	5765.11	24.00	1.21	1.21	1.21	86	152.2	260	-	3572	7636
													Minimum	63				
													Average	75				
													Maximum	86				

Station DMS-9 No. 12 Pau Chung Street

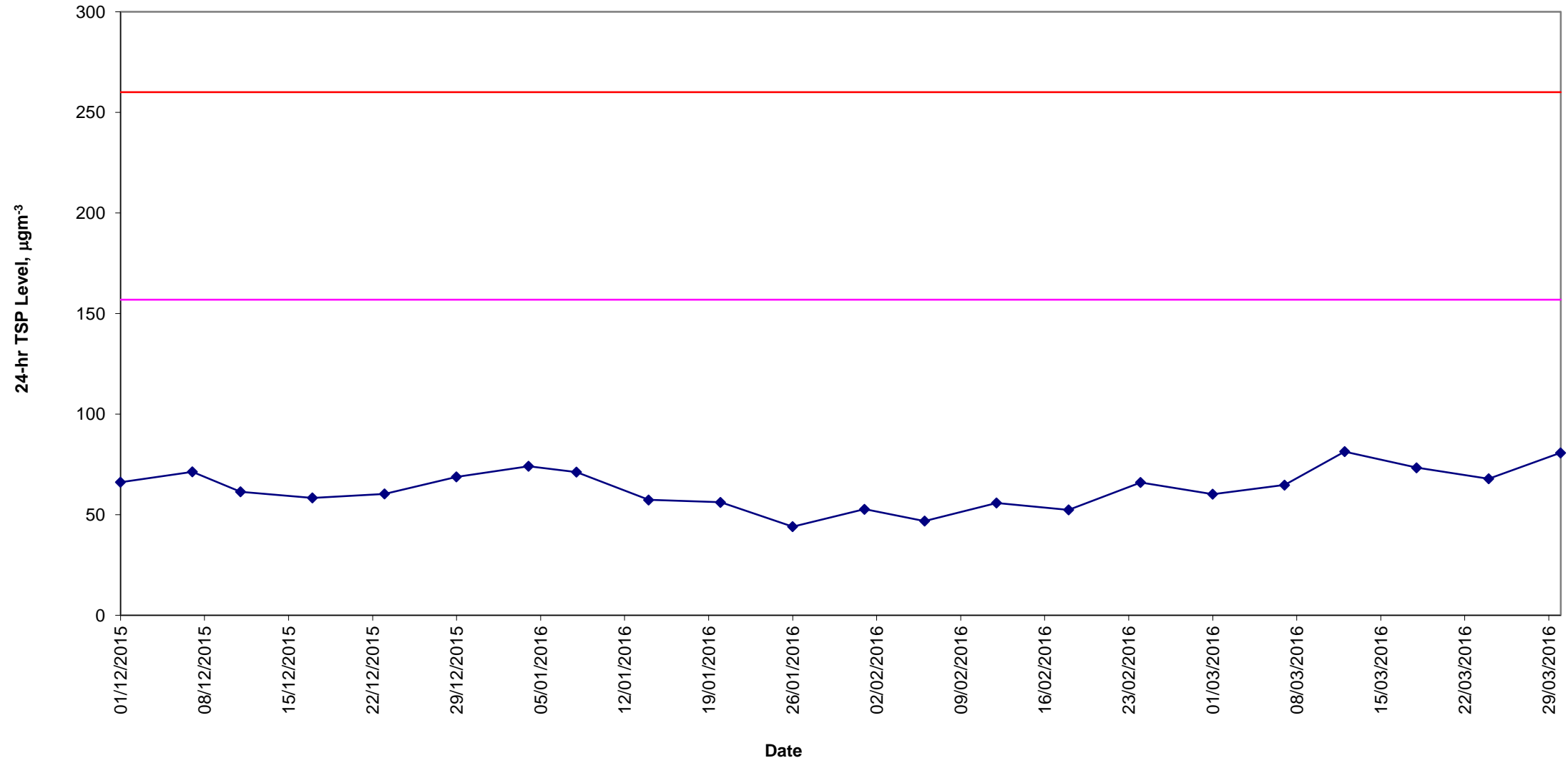
Start		Finish		Weather	Filter Weight (g)		Elapsed Time Reading		Sampling Time (hrs)	Flow Rate (m ³ /min)		Average	TSP Conc. (µg/m ³)	Action Level (µg/m ³)	Limit Level (µg/m ³)	Observations / Remarks	Sampler ID	Filter ID
Date	Time	Date	Time		Initial	Final	Initial	Final		Initial	Final							
01-Mar-16	9:20	02-Mar-16	9:20	Sunny	2.8124	2.9206	15921.40	15945.40	24.00	1.23	1.23	1.23	61	160.9	260	-	0814	7520
07-Mar-16	9:20	08-Mar-16	9:20	Cloudy	2.7955	2.9191	15945.40	15969.40	24.00	1.23	1.23	1.23	70	160.9	260	-	0814	7553
12-Mar-16	8:10	13-Mar-16	8:10	Cloudy	2.7803	2.9300	15969.40	15993.40	24.00	1.23	1.23	1.23	85	160.9	260	-	0814	7560
18-Mar-16	9:20	19-Mar-16	9:20	Cloudy	2.8008	2.9511	15993.40	16017.40	24.00	1.23	1.23	1.23	85	160.9	260	-	0814	7569
24-Mar-16	9:20	25-Mar-16	9:20	Rainy	2.7603	2.8918	16017.40	16041.40	24.00	1.23	1.23	1.23	74	160.9	260	-	0814	7628
30-Mar-16	9:20	31-Mar-16	9:20	Cloudy	2.7491	2.8955	16041.40	16065.40	24.00	1.23	1.23	1.23	83	160.9	260	-	0814	7635
													Minimum	61				
													Average	76				
													Maximum	85				

Station DMS-10 Chat Ma Mansion

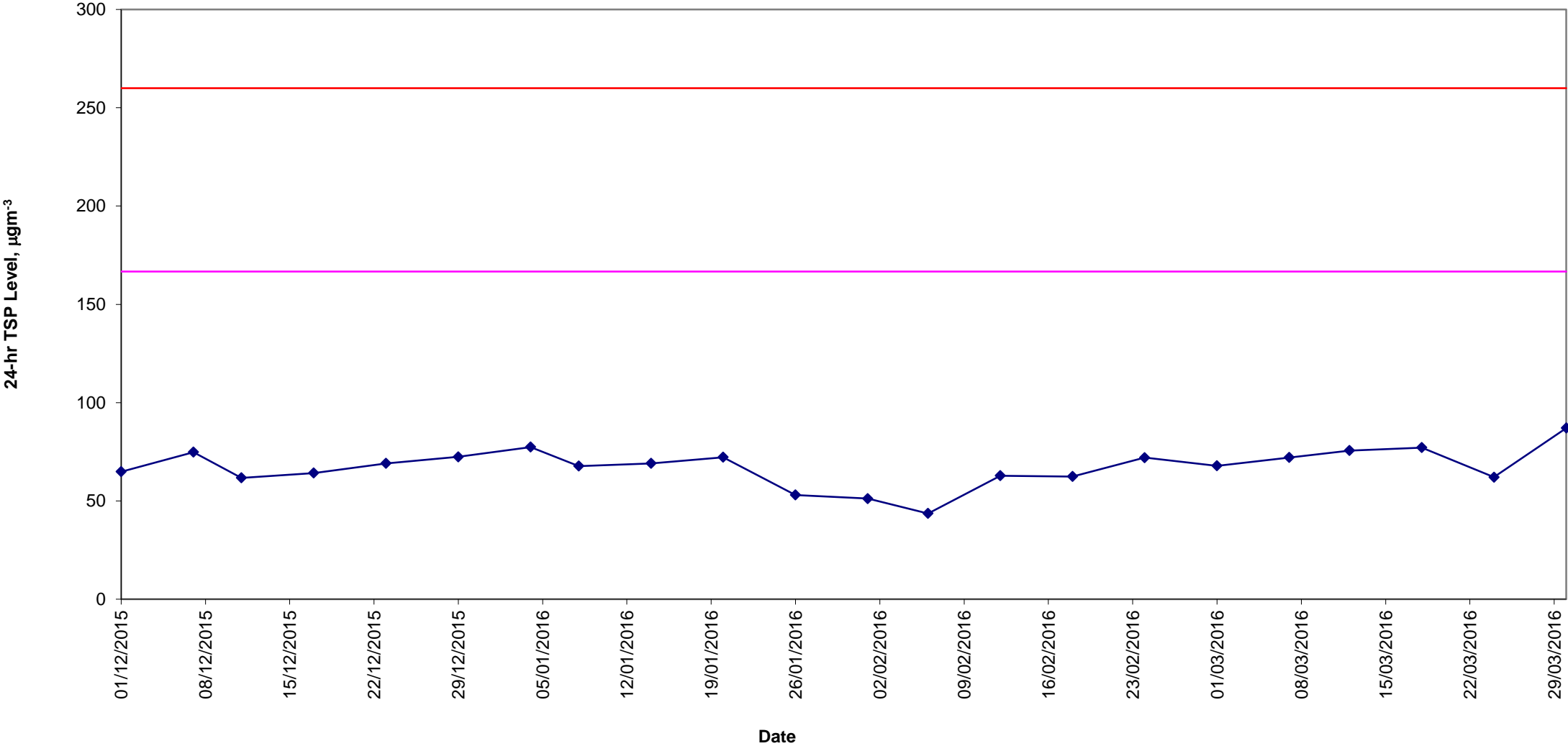

Start		Finish		Weather	Filter Weight (g)		Elapsed Time Reading		Sampling Time (hrs)	Flow Rate (m ³ /min)		Average	TSP Conc. (µg/m ³)	Action Level (µg/m ³)	Limit Level (µg/m ³)	Observations / Remarks	Sampler ID	Filter ID
Date	Time	Date	Time		Initial	Final	Initial	Final		Initial	Final							
01-Mar-16	8:43	02-Mar-16	8:43	Sunny	2.8110	2.9009	6253.20	6277.20	24.00	1.24	1.24	1.24	50	170.4	260	-	3573	7519
07-Mar-16	8:45	08-Mar-16	8:45	Cloudy	2.7982	2.9124	6277.20	6301.20	24.00	1.25	1.25	1.25	63	170.4	260	-	3573	7552
12-Mar-16	8:00	13-Mar-16	8:00	Cloudy	2.7918	2.9309	6301.20	6325.20	24.00	1.25	1.25	1.25	77	170.4	260	-	3573	7559
18-Mar-16	8:43	19-Mar-16	8:43	Cloudy	2.7890	2.9177	6325.20	6349.20	24.00	1.25	1.25	1.25	71	170.4	260	-	3573	7568
24-Mar-16	8:45	25-Mar-16	8:45	Rainy	2.7675	2.8806	6349.20	6373.20	24.00	1.25	1.25	1.25	63	170.4	260	-	3573	7623
30-Mar-16	8:43	31-Mar-16	8:43	Cloudy	2.7741	2.9111	6373.20	6397.20	24.00	1.25	1.25	1.25	76	170.4	260	-	3573	7638
													Minimum	50				
													Average	67				
													Maximum	77				

Construction Dust Monitoring Results for the Past 4 Months DMS-6 (Katherine Building)

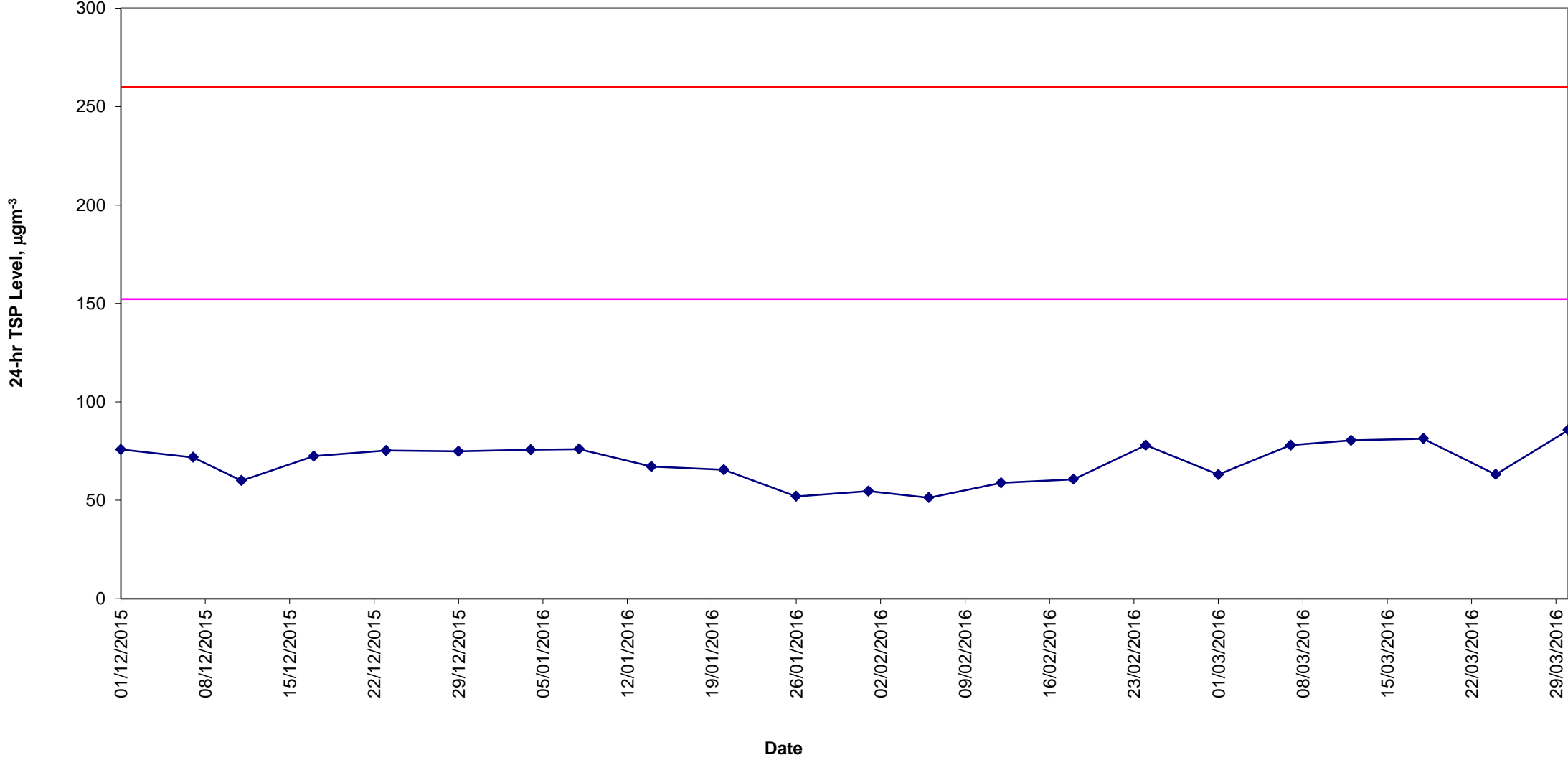

◆ DMS-6 ◆ Action Level ◆ Limit Level



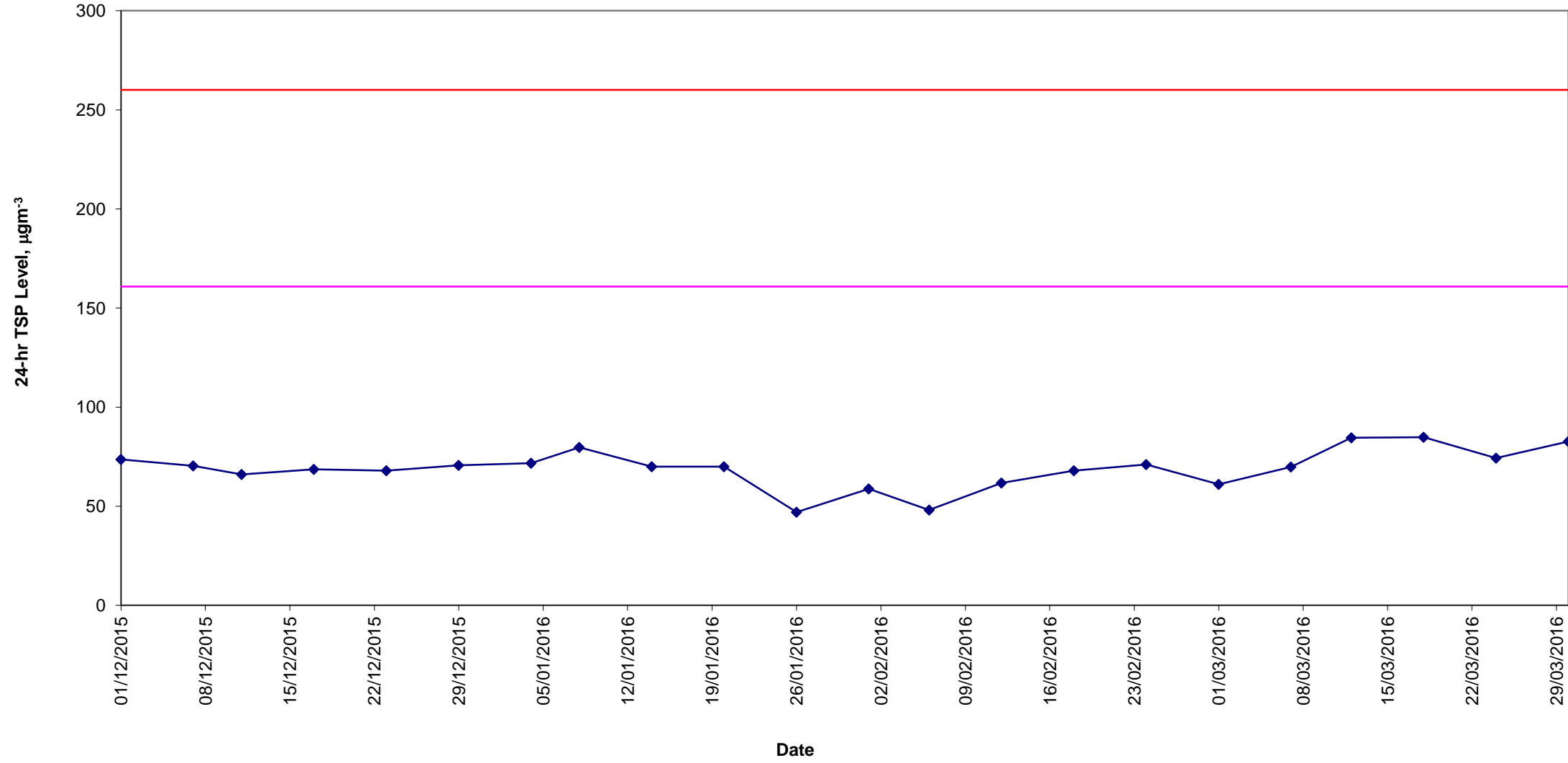

Construction Dust Monitoring Results for the Past 4 Months
DMS- 7 (Parc 22)



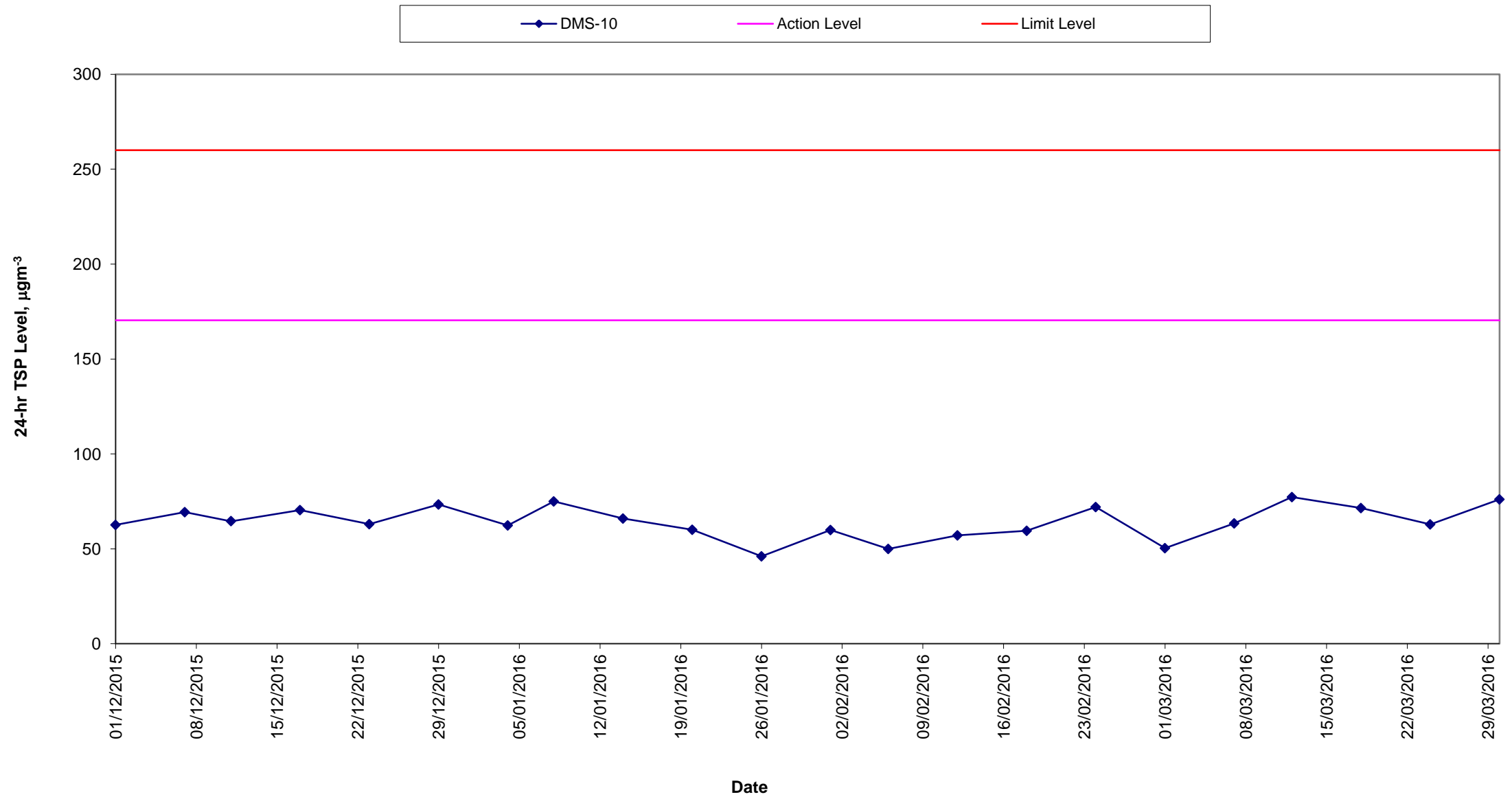
**Construction Dust Monitoring Results for the Past 4 Months
DMS-8 (SKH Good Shepherd Primary School)**



Construction Dust Monitoring Results for the Past 4 Months
DMS-9 (No.12 Pau Chung Street)



Construction Dust Monitoring Results for the Past 4 Months DMS-10 (Chat Ma Mansion)

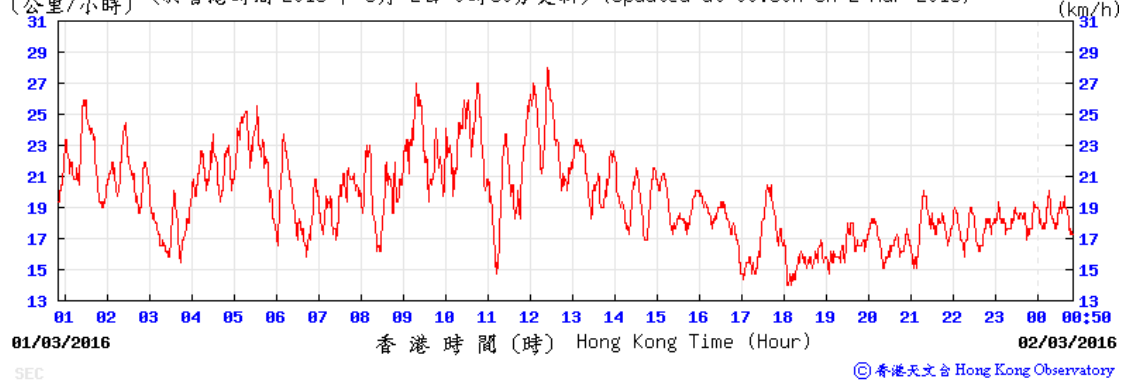


Average wind speed obtained from the meteorological station at Kai Tak from the Hong Kong Observatory (HKO)

1-2 March 2016

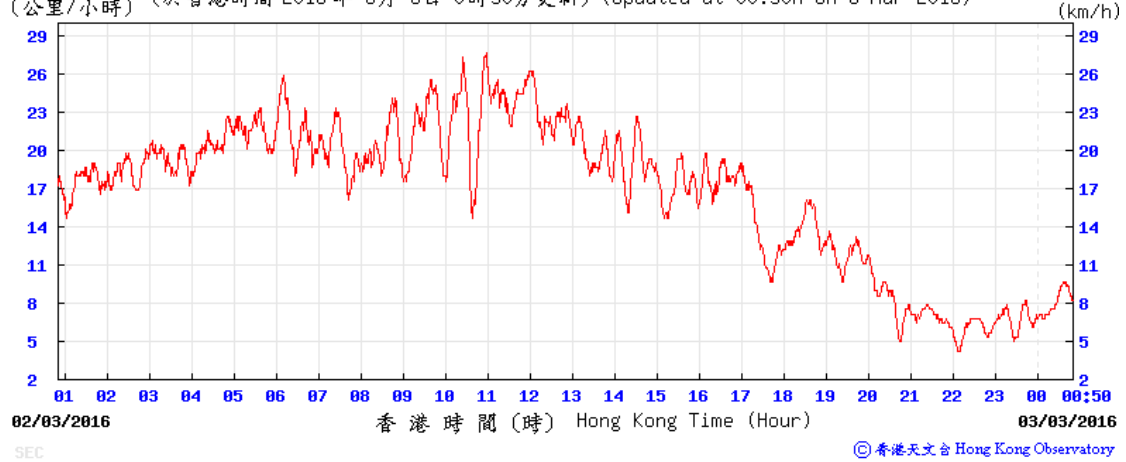
Wind Speed:

(公里/小時) (於香港時間 2016 年 3 月 2 日 0時50分更新) (Updated at 00:50H on 2 Mar 2016)



Wind Speed:

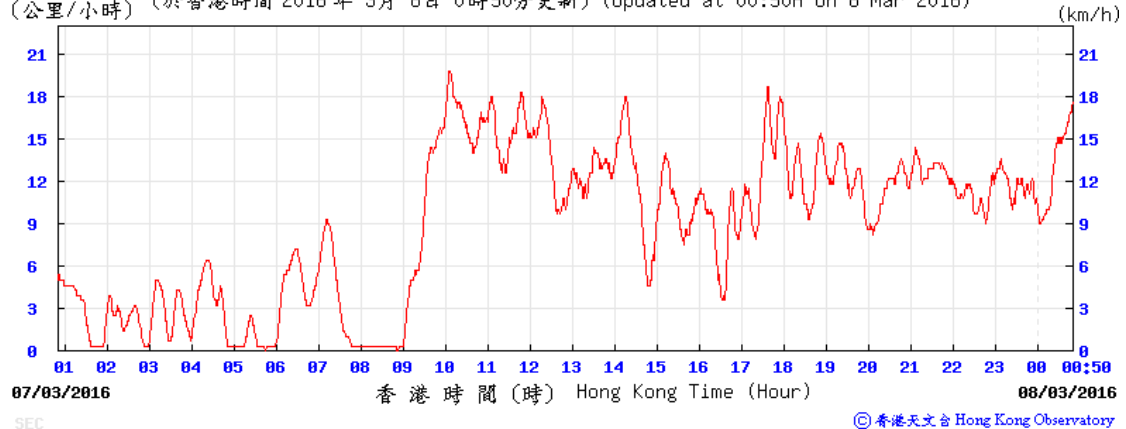
(公里/小時) (於香港時間 2016 年 3 月 3 日 0時50分更新) (Updated at 00:50H on 3 Mar 2016)



7-8 March 2016

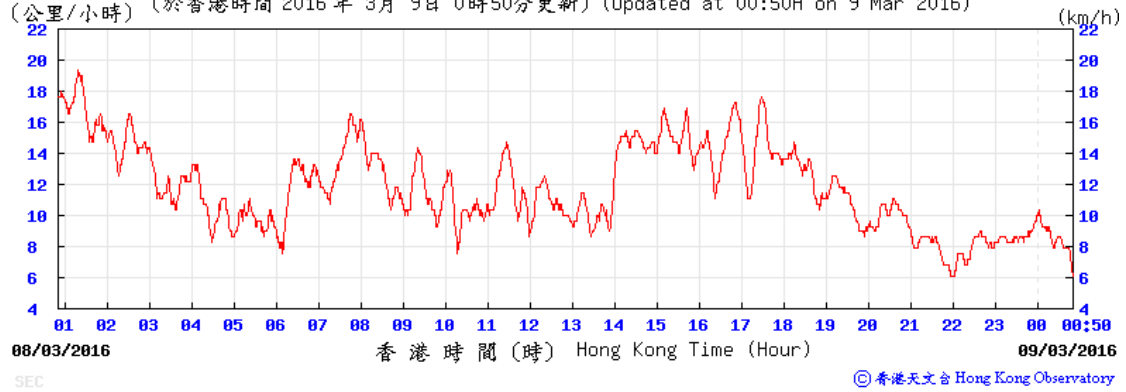
Wind Speed:

(公里/小時) (於香港時間 2016 年 3 月 8 日 0時50分更新) (Updated at 00:50H on 8 Mar 2016)



Wind Speed:

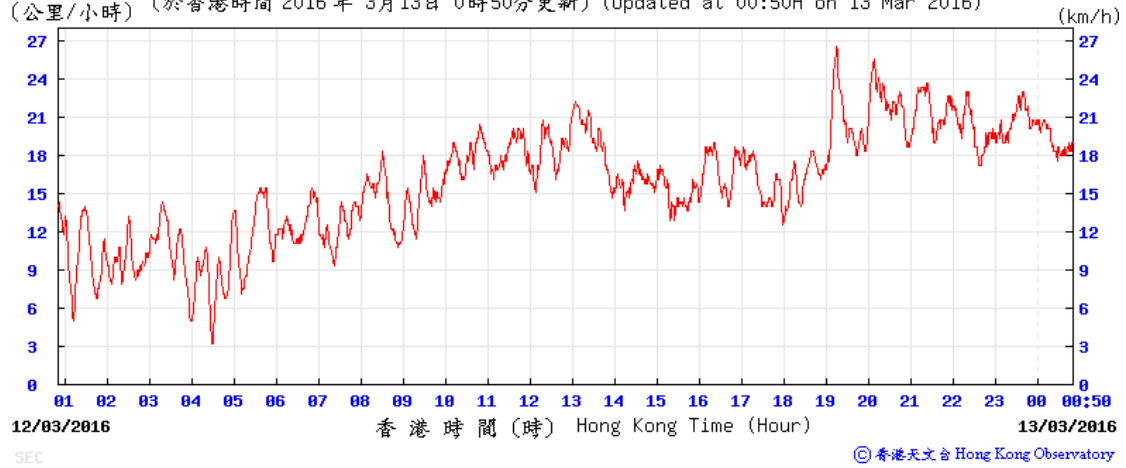
(公里/小時) (於香港時間 2016 年 3 月 9 日 0 時 50 分更新) (Updated at 00:50H on 9 Mar 2016)



12-13 March 2016

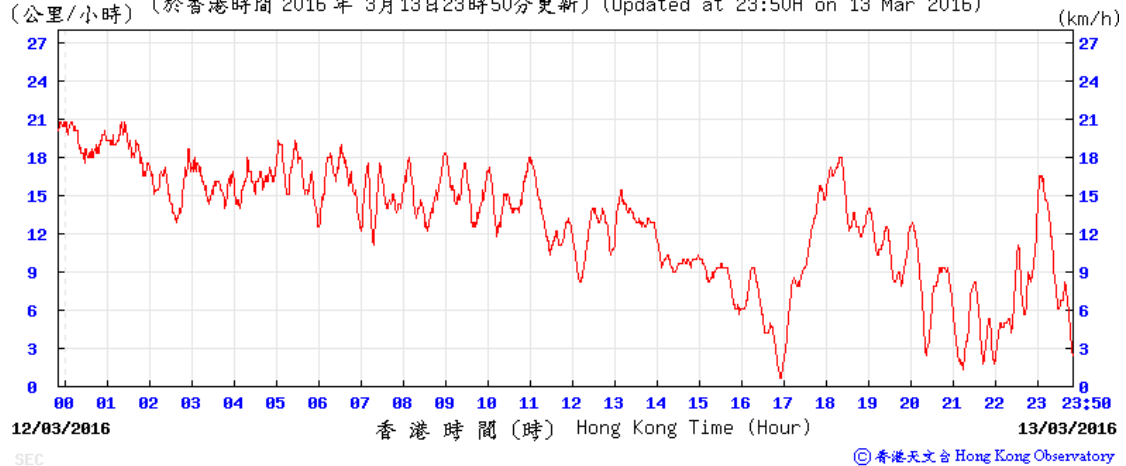
Wind Speed:

(公里/小時) (於香港時間 2016 年 3 月 13 日 0 時 50 分更新) (Updated at 00:50H on 13 Mar 2016)



Wind Speed:

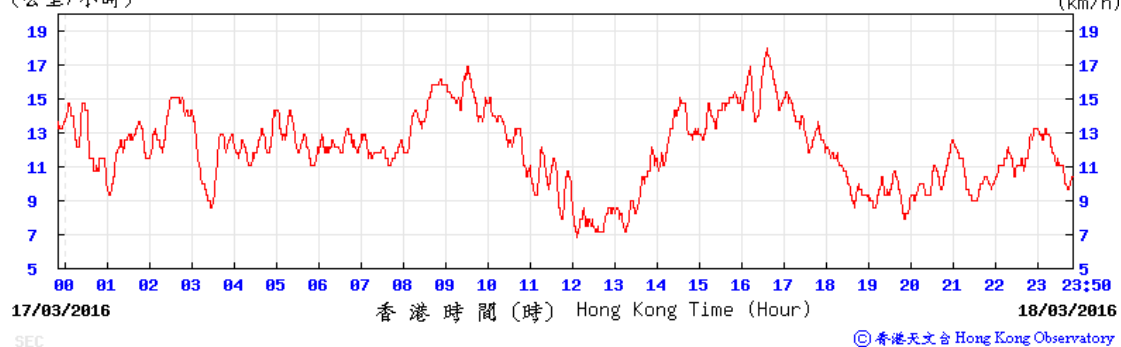
(公里/小時) (於香港時間 2016 年 3 月 13 日 23 時 50 分更新) (Updated at 23:50H on 13 Mar 2016)



18-19 March 2016

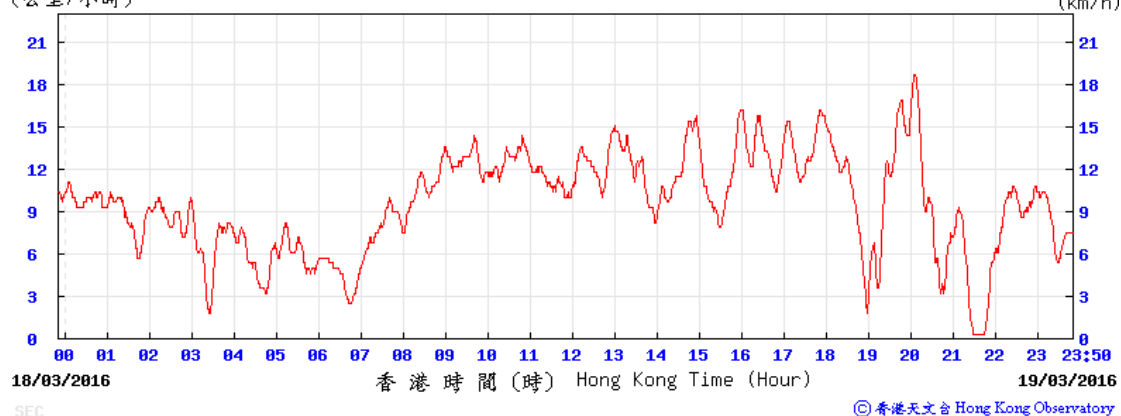
Wind Speed:

(公里/小時) (於香港時間 2016 年 3 月 18 日 23 時 50 分更新) (Updated at 23:50H on 18 Mar 2016)



Wind Speed:

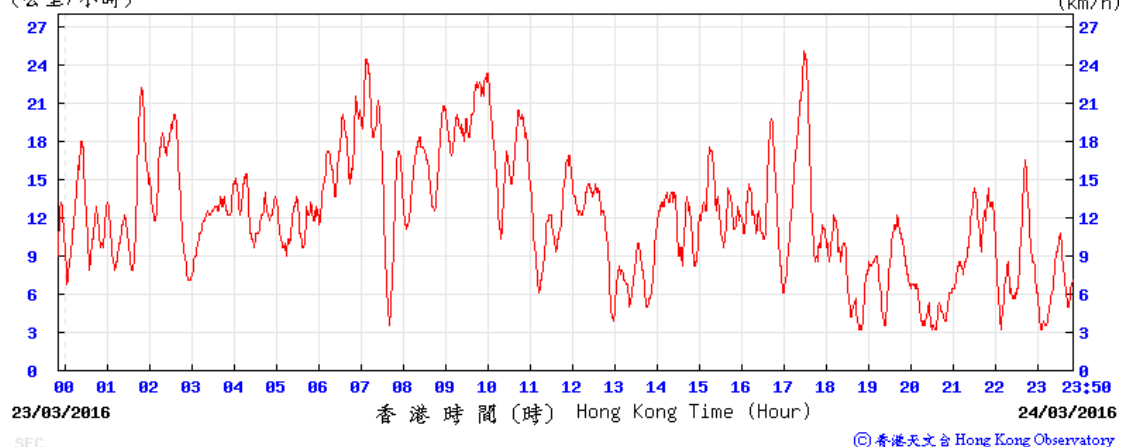
(公里/小時) (於香港時間 2016 年 3 月 19 日 23 時 50 分更新) (Updated at 23:50H on 19 Mar 2016)



24-25 March 2016

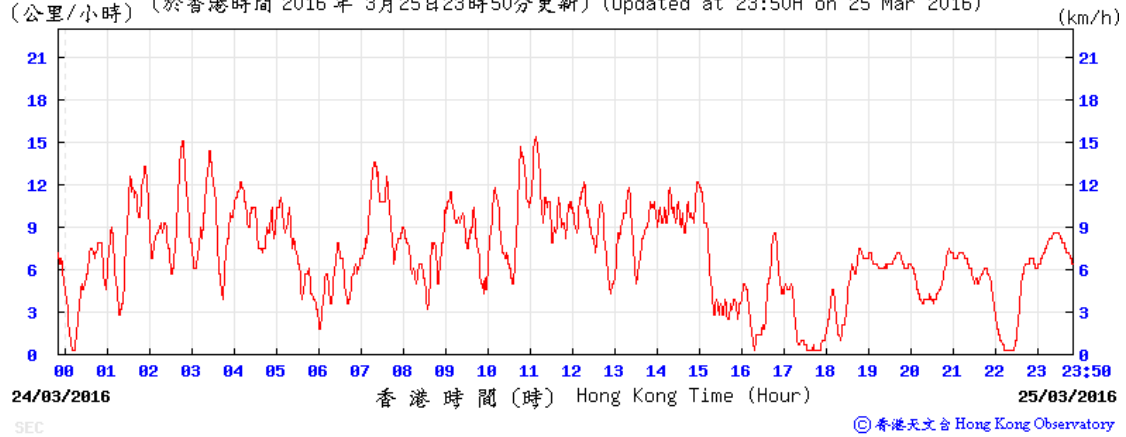
Wind Speed:

(公里/小時) (於香港時間 2016 年 3 月 24 日 23 時 50 分更新) (Updated at 23:50H on 24 Mar 2016)



Wind Speed:

(公里/小時) (於香港時間 2016 年 3 月 25 日 23 時 50 分更新) (Updated at 23:50H on 25 Mar 2016)



30 - 31 March 2016

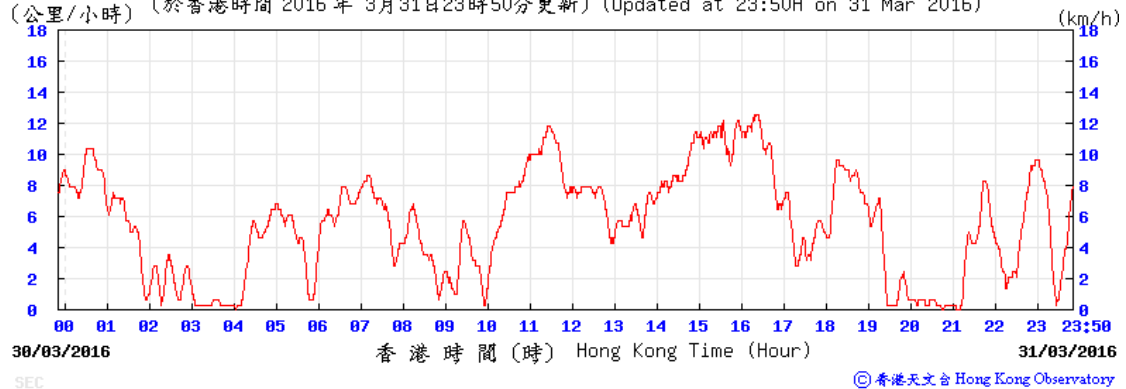
Wind Speed:

(公里/小時) (於香港時間 2016 年 3 月 30 日 23 時 50 分更新) (Updated at 23:50H on 30 Mar 2016)



Wind Speed:

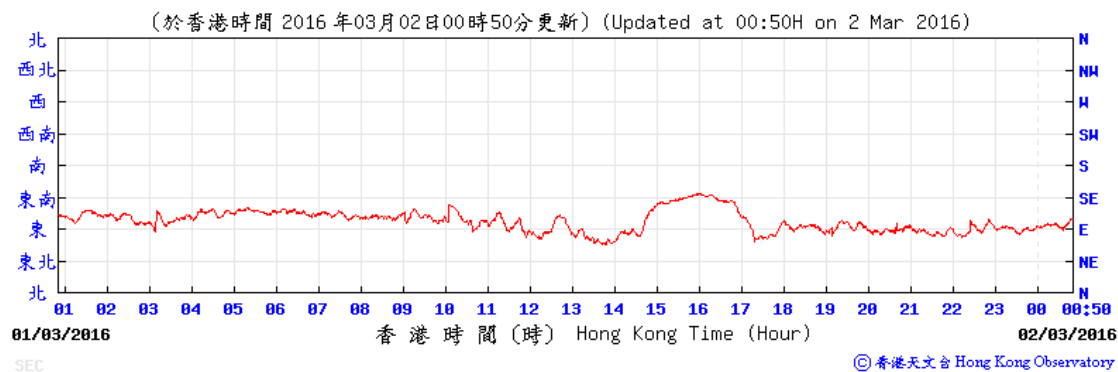
(公里/小時) (於香港時間 2016 年 3 月 31 日 23 時 50 分更新) (Updated at 23:50H on 31 Mar 2016)



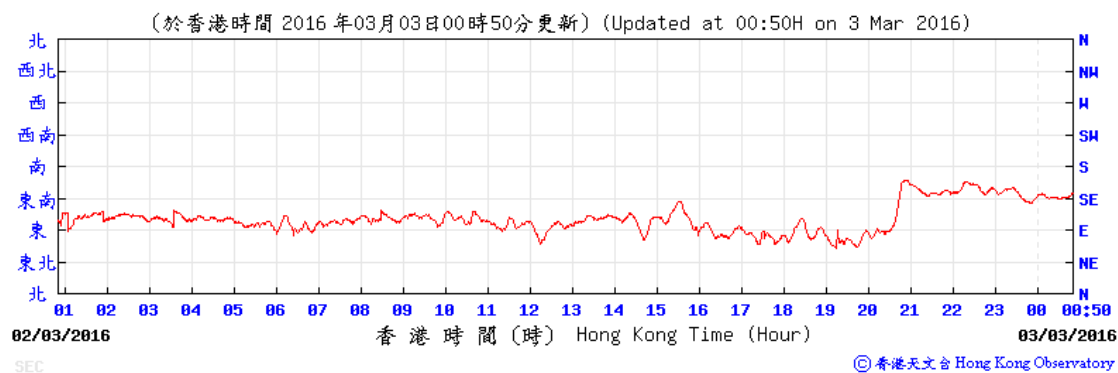
Average wind direction obtained from the meteorological station at Kai Tak from the Hong Kong Observatory (HKO)

1-2 March 2016

Wind Direction:

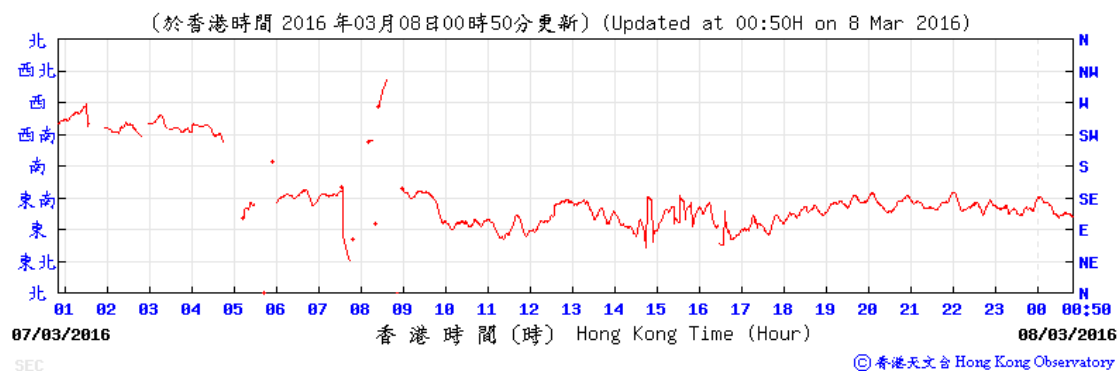


Wind Direction:

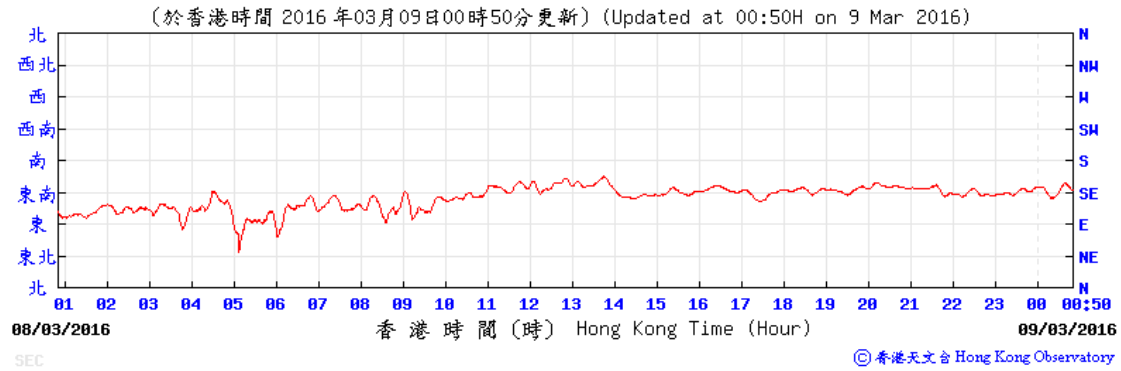


7-8 March 2016

Wind Direction:

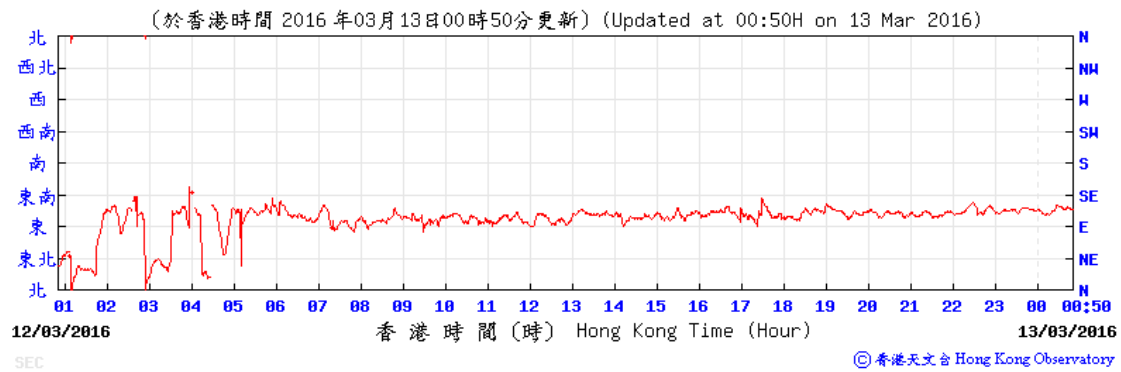


Wind Direction:

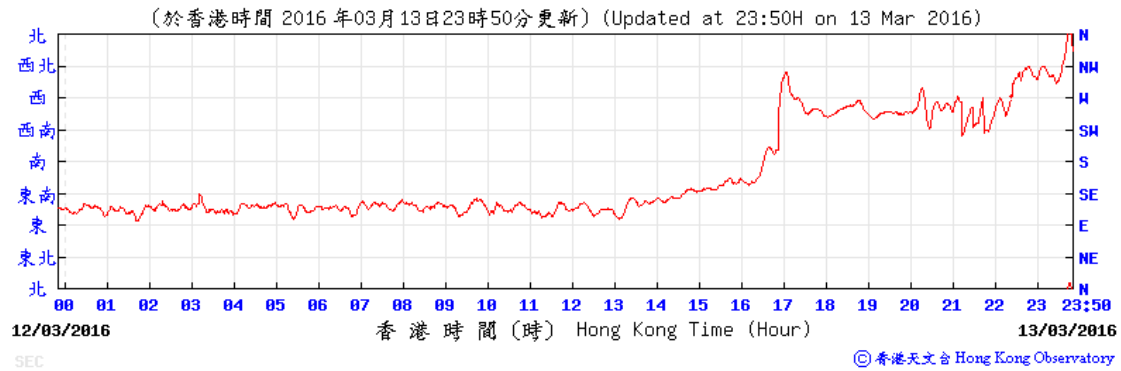


12-13 March 2016

Wind Direction:

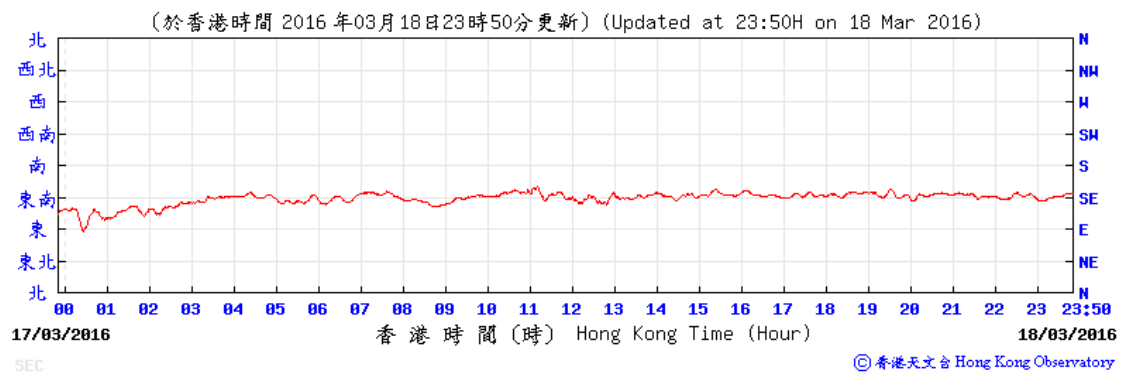


Wind Direction:

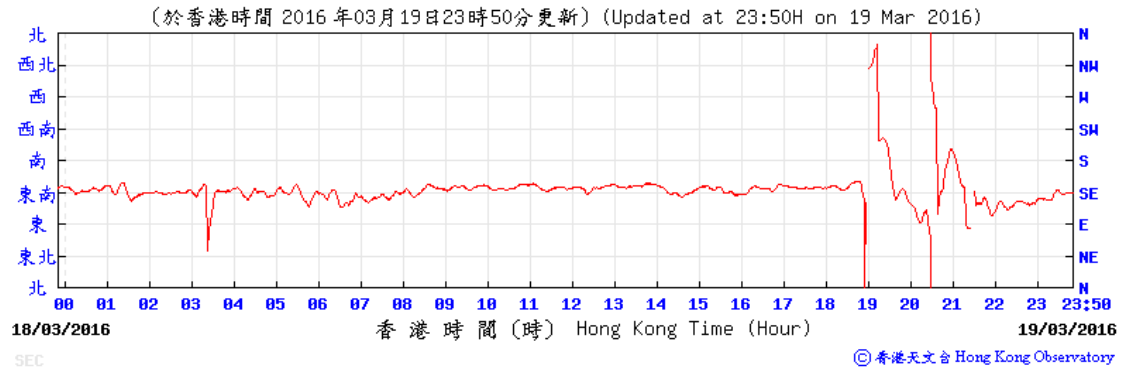


18-19 March 2016

Wind Direction:

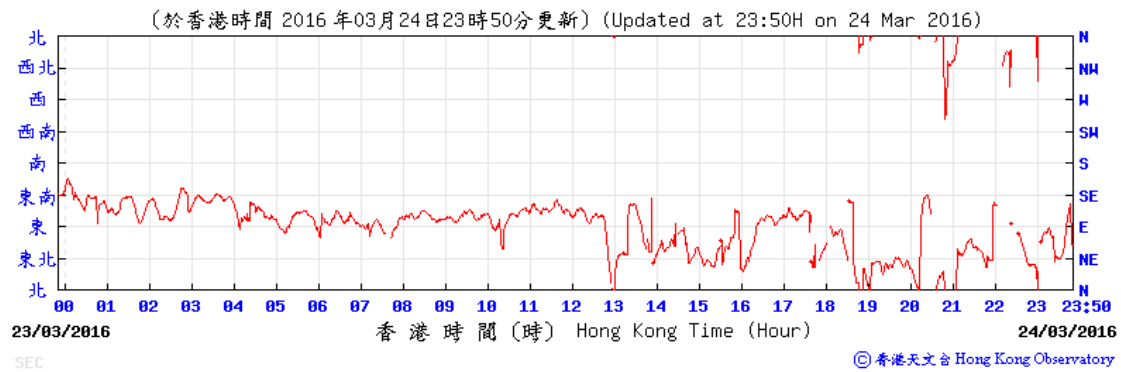


Wind Direction:

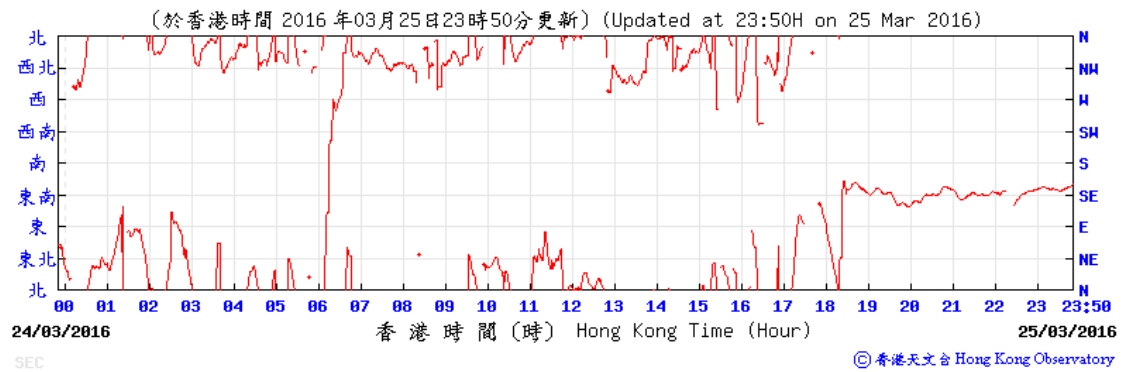


24-25 March 2016

Wind Direction:

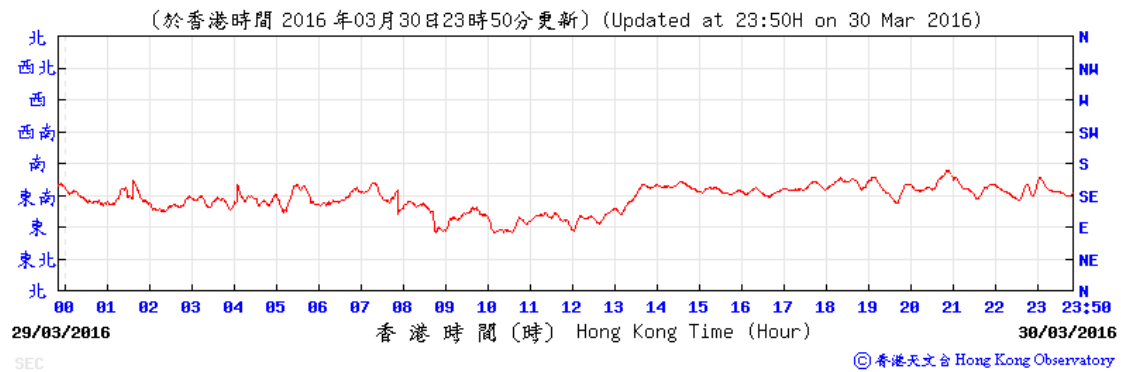


Wind Direction:

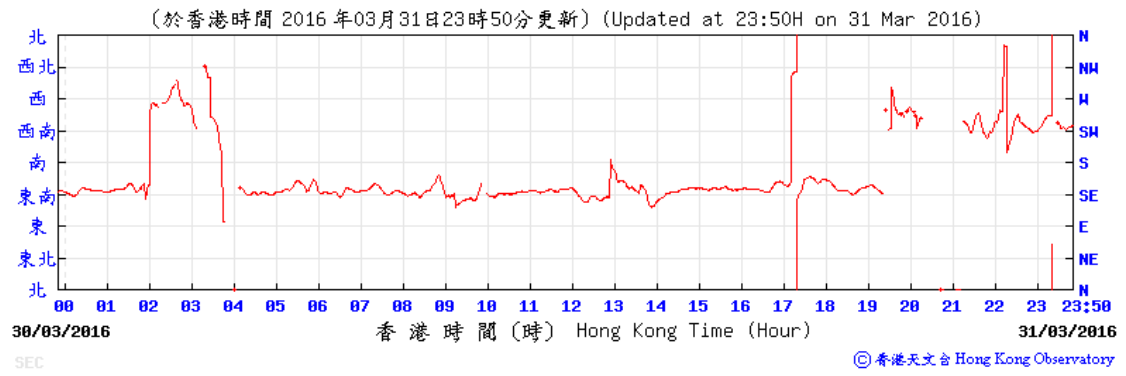


30 - 31 March 2016

Wind Direction:



Wind Direction:



Annex K – Waste Flow Table

Monthly Summary Waste Flow Table for the year 2012-2014

Month	Actual Quantities of Inert C&D Materials Generated Monthly						Actual Quantities of Non-inert C&D Wastes Generated Monthly					Imported Fill
	Total Quantity Generated	Hard Rocks and Large Broken Concrete	Reused in the Contract	Reused in other Projects	Disposed as Public Fill	Inert C&D Materials Delivered to 1108A Kai Tai Barging Facilities (See Note 6)	Metals	Paper/ cardboard packaging	Plastics	Chemical Waste	Others, e.g. general refuse	
	(in '000m ³)	(in '000m ³) (See Note 3)	(in '000m ³)	(in '000m ³)	(in '000m ³) (See Note 5)	(in '000m ³)	(in '000kg)	(in '000kg)	(in '000kg) (See Note 2)	(in '000kg) (See Note 10)	(in '000m ³) (See Note 5)	
Sep 2012	0.004	0.000	0.000	0.000	0.004	-	0.000	0.000	5.300	0.000	0.144	0.000
Oct 2012	0.000	0.000	0.000	0.000	0.000	-	12.800	0.242	0.013	0.000	0.514	0.000
Nov 2012	0.624	0.000	0.605	0.000	0.019	-	0.000	0.154	0.002	0.000	0.172	6.804
Dec 2012	16.844	0.000	0.000	0.000	0.005	16.839	0.000	0.000	0.000	0.000	0.057	0.000
Sub-total	17.472	0.000	0.605	0.000	0.028	16.839	12.800	0.396	5.315	0.000	0.887	6.804
Jan 2013	19.828	0.000	0.000	0.000	0.006	19.822	0.000	0.036 (See Note 7)	0.416	0.000	0.081 (See Note 8)	0.000
Feb 2013	8.372	0.000	0.000	0.000	0.005	8.366	0.000	0.036	0.443	0.000	0.021	0.000
Mar 2013	14.673	0.000	0.000	0.000	0.000	14.673	0.000	0.036	0.463	0.000	0.064 (See Note 9)	0.000
Apr 2013	13.557	0.000	0.000	0.000	0.025	13.533	0.000	0.036	0.148	0.000	0.086	0.000
May 2013	9.969	0.000	0.000	0.000	0.000	9.969	0.000	0.000	0.481	0.000	0.065	0.000
Jun 2013	5.538	0.000	0.000	0.000	0.000	5.538	0.000	0.045	0.784	0.32 (See Note 11)	0.065	0.000
Jul 2013	6.116	0.000	0.000	0.000	0.000	6.116	0.000	0.063	0.868	0.400	0.058	0.000
Aug 2013	11.537	0.000	0.000	0.000	0.000	11.537	0.000	0.068	0.464	0.000	0.071	0.000
Sep 2013	4.641	0.000	0.000	0.000	0.000	4.641	0.000	0.027	0.522	0.000	0.110	0.000
Oct 2013	9.708	0.000	0.000	0.000	0.000	9.708	0.000	0.036	0.348	0.000	0.086	0.000
Nov 2013	7.199	0.000	0.000	0.000	0.000	7.199	0.000	0.068	0.506	0.000	0.678	0.000
Dec 2013	6.973	0.000	0.000	0.000	0.000	6.973	0.000	0.090	0.383	0.000	1.344	0.000
Sub-total	118.111	0.000	0.000	0.000	0.036	118.075	0.000	0.541	5.826	0.720	2.729	0.000
Jan 2014	11.870	0.000	0.000	0.000	0.000	11.870	0.000	0.121	0.270	0.400	0.100	0.000
Feb 2014	15.316	0.000	0.000	0.000	0.000	15.316	0.000	0.067	0.396	0.000	0.095	0.000
Mar 2014	18.734	0.000	0.000	0.000	0.000	18.734	0.000	0.067	0.320	0.200	0.107	0.000
Apr 2014	23.539	0.000	0.000	0.000	0.000	23.539	0.000	0.000	0.344	0.415	0.064	0.000
May 2014	11.327	0.000	0.000	0.000	0.000	11.327	0.000	0.000	0.371	0.000	0.130	0.000
Jun 2014	10.440	0.000	0.000	0.000	0.000	10.440	0.000	0.090	0.332	0.000	0.164	0.000
Jul 2014	2.103	0.000	0.000	0.000	0.000	2.103	0.000	0.099	0.544	0.200	0.131	0.000
Aug 2014	1.446	0.000	0.000	0.000	0.000	1.446	0.000	0.189	0.584	0.000	0.129	0.000
Sep 2014	1.980	0.000	0.000	0.000	0.000	1.980	0.000	0.225	0.284	0.000	0.099	0.000
Oct 2014	16.902	0.000	0.000	0.000	0.000	16.902	0.000	0.050	0.492	1.120	0.109	0.000
Nov 2014	27.687	0.000	0.000	0.000	0.000	27.687	0.000	0.140	0.352	0.000	0.083	0.000
Dec 2014	44.771	0.000	0.000	0.000	0.000	44.771	0.000	0.090	0.284	0.400	0.103	0.000
Sub-total	186.115	0.000	0.000	0.000	0.000	186.115	0.000	1.048	4.573	2.335	1.314	0.000

Month	Actual Quantities of Inert C&D Materials Generated Monthly						Actual Quantities of Non-inert C&D Wastes Generated Monthly					Imported Fill
	Total Quantity Generated	Hard Rocks and Large Broken Concrete (See Note 3)	Reused in the Contract	Reused in other Projects	Disposed as Public Fill (See Note 5)	Inert C&D Materials Delivered to 1108A Kai Tai Barging Facilities (See Note 6)	Metals	Paper/ cardboard packaging	Plastics (See Note 2)	Chemical Waste (See Note 10)	Others, e.g. general refuse (See Note 5)	
	(in '000m ³)	(in '000m ³)	(in '000m ³)	(in '000m ³)	(in '000m ³)	(in '000m ³)	(in '000kg)	(in '000kg)	(in '000kg)	(in '000kg)	(in '000m ³)	
Jan 2015	64.165	0.000	0.000	0.266	0.000	63.899	0.000	0.077	0.328	0.180	0.150	0.000
Feb 2015	46.884	0.000	0.000	2.599	0.000	44.285	0.000	0.090	3.102	0.000	0.106	0.000
Mar 2015	41.498	0.000	0.000	0.000	0.000	41.498	0.000	0.072	2.321	0.600	0.126	0.000
Apr 2015	13.049	0.000	0.000	0.000	0.000	13.049	0.000	0.081	1.598	0.000	0.119	0.000
May 2015	54.559	0.000	0.000	0.000	0.000	54.559	0.000	0.063	0.548	0.000	0.099	0.000
Jun 2015	48.857	0.000	0.000	0.000	0.000	48.857	0.000	0.041	0.880	0.000	0.144	0.000
Jul 2015	34.471	0.000	0.000	0.000	0.000	34.471	0.000	0.090	4.972	0.720	0.218	0.000
Aug 2015	28.330	0.000	0.000	0.000	0.000	28.330	0.000	0.077	1.027	1.240	0.244	0.000
Sep 2015	25.376	0.000	0.000	0.000	0.000	25.376	0.000	0.068	0.845	2.080	0.224	0.000
Oct 2015	45.061	0.000	0.000	0.000	0.000	45.061	0.000	0.072	0.743	0.000	0.336	0.000
Nov 2015	45.607	0.000	0.000	0.000	0.000	45.607	0.000	0.085	4.719	1.760	0.344	0.000
Dec 2015	43.527	0.000	0.000	0.000	0.000	43.527	0.000	0.090	0.669	0.048	0.286	0.000
Sub-total	491.384	0.000	0.000	2.865	0.000	488.519	0.000	0.906	21.752	6.628	2.396	0.000
Jan 2016	28.064	0.000	0.000	0.000	0.000	28.064	0.000	0.855	0.494	0.000	0.276	0.000
Feb 2016	4.768	0.000	0.000	0.000	0.000	4.768	0.000	0.230	0.327	0.000	0.280	0.000
Mar 2016	13.662	0.000	0.000	0.000	0.000	13.662	0.000	0.000	0.316	0.000	0.232	0.000
Sub-total	46.494	0.000	0.000	0.000	0.000	46.494	0.000	1.085	1.137	0.000	0.788	0.000
Total	859.577	0.000	0.605	2.865	0.064	856.042	12.800	3.976	38.603	9.683	8.114	6.804

Notes:

- 1 The performance targets are given below:
 - All excavated materials to be sorted for recovering the inert portion of C&D materials, e.g. hard rocks, soil and broken concrete, for reuse on the Site or disposal to designated outlets;
 - All metallic waste to be recovered for collection by recycling contractors;
 - All cardboard and paper packaging (for plant, equipment and materials) to be recovered, properly stockpiled in dry and covered condition to prevent cross contamination;
 - All chemical wastes to be collected and properly disposed of by specialist contractors; and
 - All demolition debris to be stored to recover broken concrete, reinforcement bars, mechanical and electrical fittings, hardware as well as other fitting / materials that have established recycling outlets.
- 2 Plastics refer to plastic bottles/containers, plastic sheets/foam from packaging material.
- 3 Broken concrete for recycling into aggregates.
- 4 The waste flow table shall also include C&D materials that are specified in the Contract to be imported for use at the Site.
- 5 Density Assumption: 1.6(kg/l) for Public Fill and 0.9(kg/l) for General Refuse
- 6 Inert C&D Material was delivered to contract 1108A from 10-Dec-2012.
- 7 The quantity of paper/ cardboard packaging generated in January 2013 was updated by the Contractor in March 2013.
- 8 The quantity of general refuse generated in January 2013 was updated by the Contractor in March 2013.
- 9 The quantity of general refuse generated in March 2013 was updated by the Contractor in April 2013.
- 10 Chemical waste includes waste oil. It is assumed density of waste oil to be 0.8 kg/L.
- 11 The quantity of chemical waste generated in June 2013 was updated by the Contractor in August 2013.

Annex L

Investigation Reports

Investigation Report of Environmental Quality Limit Exceedance

Date	1 March 2016
Time	08:38-09:08; 09:08-09:38; 10:08-10:38; 10:38-11:08; 13:08-13:38; 13:38-14:08; 14:08-14:38; 14:38-15:08; 15:08-15:38; 15:38-16:08; 16:08-16:38; and 16:38-17:08.
Monitoring Location	MTW-16-1 SKH Good Shepherd Primary School
Parameter	Noise, L_{Aeq} (30mins)
Action / Limit Levels	Limit level 79 dB(A) (according to the latest Continuous Noise Monitoring Plan (CNMP))
Measured Level (With baseline level adjustment)	82.9 dB(A) (08:38-09:08); 83.1 dB(A) (09:08-09:38); 80.8 dB(A) (10:08-10:38); 83.8 dB(A) (10:38-11:08); 88.2 dB(A) (13:08-13:38); 87.9 dB(A) (13:38-14:08); 91.2 dB(A) (14:08-14:38); 90.4 dB(A) (14:38-15:08); 84.5 dB(A) (15:08-15:38); 82.7 dB(A) (15:38-16:08); 84 dB(A) (16:08-16:38); 81.9 dB(A) (16:38-17:08).
Possible reason	<p>Based on the site record on 1 March 2016, the potential noise sources from the Project works included rebar fixing works (underground), cast-in installation works (underground), erection and dismantle of formwork (underground), shaft excavation, shaft ELS installation and lagging plate installation in E3 works area; dismantle ELS wailer and struts (underground), traffic deck construction, construction of pedestrian path and temporary drainage installation in E6 works area; ELS installation in Lok Shan Road works area.</p> <p>The construction equipment used during the exceedance period included 8 backhoes (3 backhoes worked underground and 5 backhoes worked above ground), 6 mobile cranes, 3 fork lifts (underground).</p> <p>The above-mentioned construction works were continuously operating on 1 March 2016 (before and after the exceedance period). However, the noise levels were all below the Action/Limit Levels before and after the exceedance period.</p> <p>Having considered the above, construction works of 1109 may have contributed to the exceedances</p>

Samsung - Hsin Chong Joint Venture
 SCL 1109 - Shatin to Central Link - Stations and Tunnels of Kowloon City Section

	recorded.
Action Taken / Action to be Taken	<ol style="list-style-type: none"> 1. Noise fabrics as barrier had been erected on the site hoarding. Movable noise barriers would be erected on site when carrying out noisy work. 2. The Contractor has conducted site inspections twice a day since the issue of this NOE, to collect details regarding the site activities in vicinity to the concerned works area and to check if any further mitigation measure is needed. 3. The Contractor will continue to provide sufficient and necessary mitigation measures to mitigate the noise to avoid any exceedance of the Action/Limit Level. 4. Briefing on environmental issues before works has been provided to frontline workers and keeps reminding the workers to implement noise mitigation measures. <p>The Contractor will strictly implement relevant and appropriate noise mitigation measures to minimise the noise generation as far as possible and avoid exceedance of the Action/ Limit Level or causing noise disturbance where practicable.</p>
Remarks	-

Prepared by: Mandy To, 1109 ET Leader
 Date 7-March-2016

Investigation Report of Environmental Quality Limit Exceedance

Date	3 March 2016
Time	12:51-13:21; 13:21-13:51; 13:51-14:21; 14:21-14:51; 16:21-16:51; and 16:51-17:21.
Monitoring Location	MTW-16-1 SKH Good Shepherd Primary School
Parameter	Noise, L_{Aeq} (30mins)
Action / Limit Levels	Limit level 79 dB(A) (according to the latest Continuous Noise Monitoring Plan (CNMP))
Measured Level (With baseline level adjustment)	79.9 dB(A) (12:51-13:21); 82 dB(A) (13:21-13:51); 81.2 dB(A) (13:51-14:21); 82.2 dB(A) (14:21-14:51); 79.6 dB(A) (16:21-16:51); 80.4 dB(A) (16:51-17:21).
Possible reason	<p>Based on the site record on 3 March 2016, the potential noise sources from the Project works included concrete casting for main slab (underground), dismantle of formwork (underground), dismantle of ELS wailer, shaft excavation, shaft ELS installation and lagging plate installation in E3 works area; dismantle ELS wailer and struts (underground), traffic deck construction, temporary pedestrian diversion in E6 works area; ELS installation and trail pit for gas pipe diversion in Lok Shan Road works area.</p> <p>The construction equipment used during the exceedance period included 8 backhoes (6 backhoes worked underground and 2 backhoes worked above ground), 5 mobile cranes, 3 fork lifts (underground).</p> <p>The above-mentioned construction works were continuously operating on 3 March 2016 (before and after the exceedance period). However, the noise levels were all below the Action/Limit Levels before and after the exceedance period.</p> <p>Having considered the above, construction works of 1109 may have contributed to the exceedances recorded.</p>
Action Taken / Action to be Taken	1. Noise fabrics as barrier had been erected on the site hoarding. Movable noise barriers would be erected on site when carrying out noisy work.

	<ol style="list-style-type: none"> 2. The Contractor has conducted site inspections twice a day since the issue of this NOE, to collect details regarding the site activities in vicinity to the concerned works area and to check if any further mitigation measure is needed. 3. The Contractor will continue to provide sufficient and necessary mitigation measures to mitigate the noise to avoid any exceedance of the Action/Limit Level. 4. Briefing on environmental issues before works has been provided to frontline workers and keeps reminding the workers to implement noise mitigation measures. <p>The Contractor will strictly implement relevant and appropriate noise mitigation measures to minimise the noise generation as far as possible and avoid exceedance of the Action/ Limit Level or causing noise disturbance where practicable.</p>
Remarks	-

Prepared by: Mandy To, 1109 ET Leader
 Date 9-March-2016

Investigation Report of Environmental Quality Limit Exceedance

Date	4 March 2016
Time	08:21-08:51; 08:51-09:21; 09:21-09:51; 09:51-10:21; 10:21-10:51; 10:51-11:21; 12:51-13:21; 13:21-13:51; 13:51-14:21; 14:21-14:51; 14:51-15:21; 15:21-15:51; 15:51-16:21; 16:21-16:51; and 16:51-17:21.
Monitoring Location	MTW-16-1 SKH Good Shepherd Primary School
Parameter	Noise, L_{Aeq} (30mins)
Action / Limit Levels	Limit level 79 dB(A) (according to the latest Continuous Noise Monitoring Plan (CNMP))
Measured Level (With baseline level adjustment)	85.3 dB(A) (08:21-08:51); 88 dB(A) (08:51-09:21); 89.5 dB(A) (09:21-09:51); 88.3 dB(A) (09:51-10:21); 87.2 dB(A) (10:21-10:51); 85.2 dB(A) (10:51-11:21); 82.2 dB(A) (12:51-13:21); 87.3 dB(A) (13:21-13:51); 85.7 dB(A) (13:51-14:21); 85.3 dB(A) (14:21-14:51); 83.4 dB(A) (14:51-15:21); 82.6 dB(A) (15:21-15:51); 81.6 dB(A) (15:51-16:21); 84.1 dB(A) (16:21-16:51); 80.3 dB(A) (16:51-17:21).
Possible reason	<p>Based on the site record on 4 March 2016, the potential noise sources from the Project works included dismantle of formwork (underground), dismantle of ELS wailer and struts (underground), shaft excavation, shaft ELS installation and lagging plate installation in E3 works area; dismantle ELS wailer and struts (underground), traffic deck construction, construction of pedestrian path and temporary drainage installation in E6 works area; ELS installation and trail pit for gas pipe diversion in Lok Shan Road works area.</p> <p>The construction equipment used during the exceedance period included 9 backhoes (7 backhoes worked underground and 2 backhoes worked above ground), 3 mobile cranes, 3 fork lifts (underground).</p> <p>Having considered the above, construction works of 1109 may have contributed to the exceedances recorded.</p>

Samsung - Hsin Chong Joint Venture
 SCL 1109 - Shatin to Central Link - Stations and Tunnels of Kowloon City Section

Action Taken / Action to be Taken	<ol style="list-style-type: none"> 1. Noise fabrics as barrier had been erected on the site hoarding. Movable noise barriers would be erected on site when carrying out noisy work. 2. The Contractor has conducted site inspections twice a day since the issue of this NOE, to collect details regarding the site activities in vicinity to the concerned works area and to check if any further mitigation measure is needed. 3. The Contractor will continue to provide sufficient and necessary mitigation measures to mitigate the noise to avoid any exceedance of the Action/Limit Level. 4. Briefing on environmental issues before works has been provided to frontline workers and keeps reminding the workers to implement noise mitigation measures. <p>The Contractor will strictly implement relevant and appropriate noise mitigation measures to minimise the noise generation as far as possible and avoid exceedance of the Action/ Limit Level or causing noise disturbance where practicable.</p>
Remarks	-

Prepared by: Mandy To, 1109 ET Leader
 Date 9-March-2016

Investigation Report of Environmental Quality Limit Exceedance

Date	5 March 2016
Time	07:51-08:21; 08:21-08:51; 08:51-09:21; 09:21-09:51; 09:51-10:21; and 10:21-10:51.
Monitoring Location	MTW-16-1 SKH Good Shepherd Primary School
Parameter	Noise, $L_{Aeq(30mins)}$
Action / Limit Levels	Limit level 79 dB(A) (according to the latest Continuous Noise Monitoring Plan (CNMP))
Measured Level (With baseline level adjustment)	82.6 dB(A) (07:51-08:21); 85.4 dB(A) (08:21-08:51); 84.9 dB(A) (08:51-09:21); 88.5 dB(A) (09:21-09:51); 83.8 dB(A) (09:51-10:21); 88.8 dB(A) (10:21-10:51).
Possible reason	<p>Based on the site record on 5 March 2016, the potential noise sources from the Project works included safety rails installation works (underground), dismantle of ELS wailer and struts, shaft excavation, shaft ELS installation and lagging plate installation in E3 works area; traffic deck construction, construction of pedestrian path and temporary drainage installation in E6 works area; ELS installation and trail pit for gas pipe diversion in Lok Shan Road works area.</p> <p>The construction equipment used during the exceedance period included 10 backhoes (8 backhoes worked underground and 2 backhoes worked above ground), 3 mobile cranes, 3 fork lifts (underground).</p> <p>The above-mentioned construction works were continuously operating on 5 March 2016 (before and after the exceedance period). However, the noise levels were all below the Action/Limit Levels before and after the exceedance period.</p> <p>Having considered the above, construction works of 1109 may have contributed to the exceedances recorded.</p>
Action Taken / Action to be Taken	1. Noise fabrics as barrier had been erected on the site hoarding. Movable noise barriers would be erected on site when carrying out noisy work.

	<p>2. The Contractor has conducted site inspections twice a day since the issue of this NOE, to collect details regarding the site activities in vicinity to the concerned works area and to check if any further mitigation measure is needed.</p> <p>3. The Contractor will continue to provide sufficient and necessary mitigation measures to mitigate the noise to avoid any exceedance of the Action/Limit Level.</p> <p>4. Briefing on environmental issues before works has been provided to frontline workers and keeps reminding the workers to implement noise mitigation measures.</p> <p>The Contractor will strictly implement relevant and appropriate noise mitigation measures to minimise the noise generation as far as possible and avoid exceedance of the Action/ Limit Level or causing noise disturbance where practicable.</p>
Remarks	-

Prepared by: Mandy To, 1109 ET Leader

Date 9-March-2016

Investigation Report of Environmental Quality Limit Exceedance

Date	10 March 2016
Time	13:22-13:52; 13:52-14:22; and 14:22-14:52.
Monitoring Location	MTW-16-1 SKH Good Shepherd Primary School
Parameter	Noise, L_{Aeq} (30mins)
Action / Limit Levels	Limit level 79 dB(A) (according to the latest Continuous Noise Monitoring Plan (CNMP))
Measured Level (With baseline level adjustment)	80.1 dB(A) (13:22-13:52); 82.8 dB(A) (13:52-14:22); 84 dB(A) (14:22-14:52).
Possible reason	<p>Based on the site record on 10 March 2016, the potential noise sources from the Project works included dismantle of ELS wailer (underground), shaft excavation, installation of ELS, lagging plate installation and cable exposing and shifting preparation in E3 works area; dismantle ELS wailer and struts (underground), TTMS preparation works, traffic deck construction and temporary pedestrian diversion in E6 works area; preparation works for excavation and trail pit for gas pipe diversion in Lok Shan Road works area.</p> <p>The construction equipment used during the exceedance period included 7 backhoes (5 backhoes worked underground and 2 backhoes worked above ground), 6 mobile cranes, 3 fork lifts (underground) and 1 telescopic excavator.</p> <p>The above-mentioned construction works were continuously operating on 10 March 2016 (before and after the exceedance period). However, the noise levels were all below the Action/Limit Levels before and after the exceedance period.</p> <p>Having considered the above, construction works of 1109 may have contributed to the exceedances recorded.</p>
Action Taken / Action to be Taken	<ol style="list-style-type: none"> Noise fabrics as barrier had been erected on the site hoarding. Movable noise barriers would be erected on site when carrying out noisy work. The Contractor has conducted site inspections twice a day since the issue of this NOE, to collect details regarding the site activities in

Samsung - Hsin Chong Joint Venture
 SCL 1109 - Shatin to Central Link - Stations and Tunnels of Kowloon City Section

	<p>vicinity to the concerned works area and to check if any further mitigation measure is needed.</p> <p>3. The Contractor will continue to provide sufficient and necessary mitigation measures to mitigate the noise to avoid any exceedance of the Action/Limit Level.</p> <p>4. Briefing on environmental issues before works has been provided to frontline workers and keeps reminding the workers to implement noise mitigation measures.</p> <p>The Contractor will strictly implement relevant and appropriate noise mitigation measures to minimise the noise generation as far as possible and avoid exceedance of the Action/ Limit Level or causing noise disturbance where practicable.</p>
Remarks	-

Prepared by: Mandy To, 1109 ET Leader
 Date 17-March-2016

Investigation Report of Environmental Quality Limit Exceedance

Date	14 March 2016
Time	15:34-16:04; 16:04-16:34; and 16:34-17:04.
Monitoring Location	MTW-16-1 SKH Good Shepherd Primary School
Parameter	Noise, $L_{Aeq}(30mins)$
Action / Limit Levels	Limit level 79 dB(A) (according to the latest Continuous Noise Monitoring Plan (CNMP))
Measured Level (With baseline level adjustment)	82.7 dB(A) (15:34-16:04); 80.8 dB(A) (16:04-16:34); 82.3 dB(A) (16:34-17:04).
Possible reason	<p>Based on the site record on 14 March 2016, the potential noise sources from the Project works included dismantle of ELS wailer (underground), shaft excavation and cable exposing and shifting preparation in E3 works area; trial pit exposure, cable detection and preparation for shear pin works in E6 works area; excavation and spoil disposal and trail pit for gas pipe diversion in Lok Shan Road works area.</p> <p>The construction equipment used during the exceedance period included 5 backhoes (2 underground), 5 mobile cranes (2 underground), 2 fork lifts (underground), 2 excavators and 1 lorry crane.</p> <p>The above-mentioned construction works were continuously operating on 14 March 2016 (before and after the exceedance period). However, the noise levels were all below the Action/Limit Levels before and after the exceedance period.</p> <p>Having considered the above, construction works of 1109 may have contributed to the exceedances recorded.</p>
Action Taken / Action to be Taken	<ol style="list-style-type: none"> Noise fabrics as barrier had been erected on the site hoarding. Movable noise barriers would be erected on site when carrying out noisy work. The Contractor has conducted site inspections twice a day since the issue of this NOE, to collect details regarding the site activities in vicinity to the concerned works area and to check if any further mitigation measure is

Samsung - Hsin Chong Joint Venture
 SCL 1109 - Shatin to Central Link - Stations and Tunnels of Kowloon City Section

	<p>needed.</p> <p>3. The Contractor will continue to provide sufficient and necessary mitigation measures to mitigate the noise to avoid any exceedance of the Action/Limit Level.</p> <p>4. Briefing on environmental issues before works has been provided to frontline workers and keeps reminding the workers to implement noise mitigation measures.</p> <p>The Contractor will strictly implement relevant and appropriate noise mitigation measures to minimise the noise generation as far as possible and avoid exceedance of the Action/ Limit Level or causing noise disturbance where practicable.</p>
Remarks	-

Prepared by: Mandy To, 1109 ET Leader

Date 24-March-2016

Investigation Report of Environmental Quality Limit Exceedance

Date	15 March 2016
Time	08:34-09:04; and 09:04-9:34.
Monitoring Location	MTW-16-1 SKH Good Shepherd Primary School
Parameter	Noise, $L_{Aeq}(30mins)$
Action / Limit Levels	Limit level 79 dB(A) (according to the latest Continuous Noise Monitoring Plan (CNMP))
Measured Level (With baseline level adjustment)	81.2 dB(A) (08:34-09:04); 81.7 dB(A) (09:04-9:34).
Possible reason	<p>Based on the site record on 15 March 2016, the potential noise sources from the Project works included dismantle of ELS wailer (underground), shaft excavation and cable exposing and shifting preparation in E3 works area; trial pit exposure, cable detection and preparation for shear pin works in E6 works area; excavation and spoil disposal and trail pit for gas pipe diversion in Lok Shan Road works area.</p> <p>The construction equipment used during the exceedance period included 7 backhoes (2 underground), 3 mobile cranes (2 underground), 2 fork lifts (underground), 2 excavators and 1 lorry crane.</p> <p>The above-mentioned construction works were continuously operating on 15 March 2016 (before and after the exceedance period). However, the noise levels were all below the Action/Limit Levels before and after the exceedance period.</p> <p>Having considered the above, construction works of 1109 may have contributed to the exceedances recorded.</p>
Action Taken / Action to be Taken	<ol style="list-style-type: none"> Noise fabrics as barrier had been erected on the site hoarding. Movable noise barriers would be erected on site when carrying out noisy work. The Contractor has conducted site inspections twice a day since the issue of this NOE, to collect details regarding the site activities in vicinity to the concerned works area and to check if any further mitigation measure is needed.

	<p>3. The Contractor will continue to provide sufficient and necessary mitigation measures to mitigate the noise to avoid any exceedance of the Action/Limit Level.</p> <p>4. Briefing on environmental issues before works has been provided to frontline workers and keeps reminding the workers to implement noise mitigation measures.</p> <p>The Contractor will strictly implement relevant and appropriate noise mitigation measures to minimise the noise generation as far as possible and avoid exceedance of the Action/ Limit Level or causing noise disturbance where practicable.</p>
Remarks	-

Prepared by: Mandy To, 1109 ET Leader

Date 24-March-2016

Investigation Report of Environmental Quality Limit Exceedance

Date	19 March 2016
Time	08:27-08:57; 08:57-09:27; and 09:27-9:57.
Monitoring Location	MTW-16-1 SKH Good Shepherd Primary School
Parameter	Noise, $L_{Aeq}(30mins)$
Action / Limit Levels	Limit level 79 dB(A) (according to the latest Continuous Noise Monitoring Plan (CNMP))
Measured Level (With baseline level adjustment)	79.5 dB(A) (08:27-08:57); 79.9 dB(A) (08:57-09:27); 80.4 dB(A) (09:27-9:57).
Possible reason	<p>Based on the site record on 19 March 2016, the potential noise sources from the Project works included dismantle of ELS wailer (underground), shaft excavation and installation of wailer (ventilation shaft) in E3 works area; trial pit exposure, cable detection and shear pin works in E6 works area; excavation and spoil disposal and trail pit for gas pipe diversion in Lok Shan Road works area.</p> <p>The construction equipment used during the exceedance period included 6 backhoes (2 underground), 4 mobile cranes (1 underground), 1 fork lifts (underground), 2 excavators, 2 lorry cranes and 1 drill rig.</p> <p>The above-mentioned construction works were continuously operating on 19 March 2016 (before and after the exceedance period). However, the noise levels were all below the Action/Limit Levels before and after the exceedance period.</p> <p>Having considered the above, construction works of 1109 may have contributed to the exceedances recorded.</p>
Action Taken / Action to be Taken	<ol style="list-style-type: none"> Noise fabrics as barrier had been erected on the site hoarding. Movable noise barriers would be erected on site when carrying out noisy work. The Contractor has conducted site inspections twice a day since the issue of this NOE, to collect details regarding the site activities in vicinity to the concerned works area and to check if any further mitigation measure is

Samsung - Hsin Chong Joint Venture
 SCL 1109 - Shatin to Central Link - Stations and Tunnels of Kowloon City Section

	<p>needed.</p> <p>3. The Contractor will continue to provide sufficient and necessary mitigation measures to mitigate the noise to avoid any exceedance of the Action/Limit Level.</p> <p>4. Briefing on environmental issues before works has been provided to frontline workers and keeps reminding the workers to implement noise mitigation measures.</p> <p>The Contractor will strictly implement relevant and appropriate noise mitigation measures to minimise the noise generation as far as possible and avoid exceedance of the Action/ Limit Level or causing noise disturbance where practicable.</p>
Remarks	-

Prepared by: Mandy To, 1109 ET Leader

Date 24-March-2016

Annex M

Details of Complaint Findings

Details of Complaint Findings

Ref. No.: N160225

Project	SCL 1109
Date of Receipt of the Complaint	25 February 2016
EPD Reference No	16-04294, dated 23 March 2016
Description of the Complaint	A complaint was referred by EPD through above letter reference regarding the noise from breaker, generator and ventilation fan affecting the complainant on 20 February 2016. The Contractor should ensure the construction work fulfill the requirement of related legislations and take necessary action to prevent the noise nuisance from work.
Action/Limit Levels	Since a complaint was received from EPD, the Action Level was triggered.
Possible reason	Traffic noise and/or construction noise in vicinity of Ma Tau Wai Area.
Work details	The works activities of the Project included excavation and spoil disposal at Kiang Su Street works area; drainage works along MTW road north bound lane; construction of station at TKW underground works area.
Actions taken/ to be taken	The following actions have been taken: <ol style="list-style-type: none">1. For weekly site inspection on 15 and 22 February 2016, no adverse comment or observation regarding construction noise was recorded from inspection team.2. The results from weekly impact noise monitoring on 18 and 24 February 2016 at monitoring stations in vicinity of Ma Tau Wai Road works area have been reviewed and no exceedance to the limit level was recorded.3. Plants and equipment used on site are regularly checked and maintained to ensure they are in normal operation.4. Noise barrier mat had been erected along the site hoarding.
Remarks	-

Annex N

Environmental Complaint,
Environmental Summon
and Prosecution Log

Annex N Environmental Complaint, Environmental Summon and Prosecution Log

Reporting Month	Number of Complaints in Reporting Month	Number of Summons/Prosecutions in Reporting Month
September 2012	0	0
October 2012	0	0
November 2012	0	0
December 2012	0	0
January 2013	0	0
February 2013	0	0
March 2013	0	0
April 2013	0	0
May 2013	0	0
June 2013	0	0
July 2013	0	0
August 2013	0	0
September 2013	0	0
October 2013	0	0
November 2013	0	0
December 2013	0	0
January 2014	0	0
February 2014	0	0
March 2014	0	0
April 2014	0	0
May 2014	0	0
June 2014	0	0

Reporting Month	Number of Complaints in Reporting Month	Number of Summons/Prosecutions in Reporting Month
July 2014	0	0
August 2014	0	0
September 2014	1	0
October 2014	0	0
November 2014	0	0
December 2014	0	0
January 2015	3	0
February 2015	0	0
March 2015	0	0
April 2015	3	0
May 2015	2	0
June 2015	7	0
July 2015	0	0
August 2015	1	0
September 2015	2	0
October 2015	2	0
November 2015	0	0
December 2015	0	0
January 2016	2	0
February 2016	0	0
March 2016	1	0
Overall Total	24	0

Appendix C

**39th EM&A Report for Works Contract 1111 –
Hung Hom North Approach Tunnel**

Gammon- Kaden SCL 1111 Joint Venture**Shatin to Central Link -
Tai Wai to Hung Hom Section and
Mong Kok East
to Hung Hom Section****Works Contract 1111 -
Hung Hom North Approach Tunnels****Monthly EM&A Report for
March 2016**

[April 2016]

	Name	Signature
Prepared & Checked:	Adam Zhu	
Reviewed, Approved & Certified:	Y T Tang (Contractor's Environmental Team Leader)	

Version: 0

Date: 11 April 2016

Disclaimer

This report is prepared for Gammon-Kaden SCL1111 JV and is given for its sole benefit in relation to and pursuant to SCL1111 and may not be disclosed to, quoted to or relied upon by any person other than Gammon-Kaden SCL1111 JV without our prior written consent. No person (other than Gammon-Kaden SCL1111 JV) into whose possession a copy of this report comes may rely on this report without our express written consent and Gammon-Kaden SCL1111 JV may not rely on it for any purpose other than as described above.

AECOM Asia Co. Ltd.

15/F, Grand Central Plaza, Tower 1, 138 Shatin Rural Committee Road, Shatin, NT, Hong Kong
Tel: (852) 3922 9000 Fax: (852) 2317 7609 www.aecom.com

Table of Contents

	Page
EXECUTIVE SUMMARY	1
1 INTRODUCTION.....	3
1.1 Purpose of the Report	3
1.2 Report Structure.....	3
2 PROJECT INFORMATION.....	4
2.1 Background	4
2.2 Site Description	4
2.3 Construction Programme and Activities	4
2.4 Project Organisation.....	4
2.5 Status of Environmental Licences, Notification and Permits	6
3 ENVIRONMENTAL MONITORING REQUIREMENTS.....	8
3.1 Construction Dust Monitoring.....	8
3.2 Regular Construction Noise Monitoring	10
3.3 Continuous noise monitoring	12
3.4 Landscape and Visual.....	13
4 IMPLEMENTATION STATUS OF ENVIRONMENTAL MITIGATION MEASURES.....	14
5 MONITORING RESULTS	15
5.1 Construction Dust Monitoring.....	15
5.2 Regular Construction Noise Monitoring	15
5.3 Continuous Noise Monitoring.....	15
5.4 Waste Management.....	16
5.5 Landscape and Visual.....	16
6 ENVIRONMENTAL SITE INSPECTION AND AUDIT.....	17
7 ENVIRONMENTAL NON-CONFORMANCE.....	18
7.1 Summary of Monitoring Exceedances	18
7.2 Summary of Environmental Non-Compliance.....	18
7.3 Summary of Environmental Complaints.....	18
7.4 Summary of Environmental Summon and Successful Prosecutions.....	18
8 FUTURE KEY ISSUES.....	19
8.1 Construction Programme for the Project.....	19
8.2 Key Issues for the Coming Month.....	19
8.3 Monitoring Schedule for the Next Month.....	19
9 CONCLUSIONS AND RECOMMENDATIONS.....	20
9.1 Conclusions.....	20
9.2 Recommendations	20

List of Tables

Table 1.1	Contact Information of Key Personnel
Table 2.1	Status of Environmental Licenses, Notifications and Permits
Table 3.1	Air Quality Monitoring Equipment
Table 3.2	Locations of Air Quality Monitoring Stations
Table 3.3	Air Quality Monitoring Parameters, Frequency and Duration
Table 3.4	Noise Monitoring Parameters, Frequency and Duration
Table 3.5	Noise Monitoring Equipment for Regular Noise Monitoring
Table 3.6	Locations of Impact Noise Monitoring Stations
Table 3.7	Summary of Proposed Continuous Noise Monitoring Location
Table 3.8	Noise Monitoring Equipment for Continuous Noise Monitoring
Table 3.9	Summary of Proposed Continuous Noise Monitoring Plan
Table 4.1	Status of Required Submission under Environmental Permit
Table 5.1	Summary of 24-hour TSP Monitoring Results in the Reporting Period
Table 5.2	Summary of Impact Noise Monitoring Results in the Reporting Period
Table 6.1	Observations and Recommendations of Site Audit

List of Figures

Figure 1.1	General Layout Plan
Figure 2.1	Location of Air Quality Monitoring Station
Figure 3.1	Locations of Impact Noise Monitoring Stations

List of Appendices

Appendix A	Construction Programme
Appendix B	Project Organisation Structure
Appendix C	Implementation Schedule of Environmental Mitigation Measures
Appendix D	Summary of Action and Limit Levels
Appendix E	Calibration Certificates of Equipment
Appendix F	EM&A Monitoring Schedules
Appendix G	Air Quality Monitoring Results and their Graphical Presentations
Appendix H	Noise Monitoring Results and their Graphical Presentations
Appendix I	Event and Action Plan
Appendix J	Cumulative Statistics on Complaints, Notification of Summons and Successful Prosecutions
Appendix K	Monthly Summary Waste Flow Table
Appendix L	Noise Exceedance Investigation Report

EXECUTIVE SUMMARY

Shatin to Central Link Contract 1111 – Hung Hom North Approach Tunnels (hereafter called “the Project”) covers part of the construction of the Shatin to Central Link (SCL) which aimed to convey a total of 17km extension of the existing Ma On Shan Line (MOL) through east Kowloon to West Rail Line and also East Rail Line (EAL) through Hung Hom across the harbour to Admiralty Station (ADM). The Project covers construction activities at Mong Kok Freight Terminal and part of the construction activities located at Hung Hom Area for SCL (TAW-HUH), SCL (MKK-HUH) and SCL (HHS).

The EM&A programme commenced in January 2013. The impact EM&A for the Project includes air quality and noise monitoring.

This report documents the findings of EM&A works conducted in the period between 1 and 31 March 2016. As informed by the Contractor, major activities in the reporting period were:

Hung Hom Area

- Defect work, erection of additional cat ladder and access platform,
- Erection of truss and noise enclosure, manhole construction, CLP pipe jacking,
- Excavation works of FS cabinet, concreting works, form work erection, drainage installation,
- ELS & decking removal work, reinforcement fixing, backfill,
- Tunnel structure, Excavation, Subway underpinnings, ELS, ELS Dismantling,
- Slope works, tie back installation, scaffolding platform erection, dismantling of scaffolding, construction of noise enclosure & steel truss, pre-split, OHL modification, lifting works, deck excavation, temporary working platform

Breaches of Action and Limit Levels for Air Quality

No exceedance of Action and Limit Level of 24-hour TSP monitoring was recorded at the monitoring location in the reporting month.

Breaches of Action and Limit Levels for Noise

Regular Noise Monitoring

No Action Level exceedance was recorded since no noise related complaint during 0700 to 1900 hours on normal weekdays was received in the reporting month.

No exceedance of Limit Level of noise was recorded in the reporting month.

Continuous Noise Monitoring

As the construction works identified by the Construction Noise Mitigation Measures Plan (CNMMP) to be potentially causing exceedance of noise criteria have been completed, no continuous noise monitoring was carried out during this reporting month.

Complaint, Notification of Summons and Successful Prosecution

No environmental complaint and no notification of summons and successful prosecution were received in the reporting month.

Future Key Issues

Key issues to be considered in the coming month included:

Hung Hom Area

- Fencing removal work, erection of additional cat ladder and access platform,
- Erection of truss and noise enclosure, manhole construction, CLP pipe jacking, excavation works of FS cabinet, grouting works,
- Concreting works, drainage installation, noise absorptive panel installation, steel mesh enclosure erection,
- ELS & decking removal work, form work erection, reinforcement fixing, backfill,
- Tunnel structure, water pit structure, Subway underpinnings, ELS, ELS Dismantling,
- Slope works, tie back installation, scaffolding platform erection, dismantling of scaffolding, construction of noise enclosure & steel truss, pre-split, OHL modification, lifting works, deck excavation, temporary working platform

Potential environmental impacts arising from the above construction activities are mainly associated with construction dust, construction noise and waste management.

1 INTRODUCTION

Gammon-Kaden SCL1111 Joint Venture (GKSCLJV) was commissioned by MTR as the Civil Contractor for Works Contract 1111. AECOM Asia Company Limited (AECOM) was appointed by GKSCLJV as the Environmental Team (ET) to undertake the Environmental Monitoring and Audit (EM&A) programme during construction phase of the Project.

1.1 Purpose of the Report

1.1.1 This is the thirty ninth monthly EM&A Report which summaries the impact monitoring results and audit findings for the Project during the reporting period from 1 to 31 March 2016.

1.2 Report Structure

1.1.2 This monthly EM&A Report is organised as follows:

- Section 1: Introduction
- Section 2: Project Information
- Section 3: Environmental Monitoring Requirement
- Section 4: Implementation Status of Environmental Mitigation Measures
- Section 5: Monitoring Results
- Section 6: Environmental Site Inspection
- Section 7: Environmental Non-conformance
- Section 8: Future Key Issues
- Section 9: Conclusions and Recommendation

2 PROJECT INFORMATION

2.1 Background

- 2.1.1 The Shatin to Central Link (SCL) is a 17km extension of the existing Ma On Shan Line (MOL) and East Rail Line (EAL) comprising (i) The East-West Corridor which extends the MOL from Tai Wai via East Kowloon to connect with the West Rail Line (WRL) at Hung Hom Station (HUH); and (ii) The North-South Corridor which is an extension of the East Rail Line (EAL) at Hung Hom across the harbour to Admiralty Station (ADM).
- 2.1.2 The Environmental Impact Assessment (EIA) Reports for SCL – Tai Wai to Hung Hom Section [SCL (TAW-HUH)] (Register No.: AEIAR-167/2012), SCL – Mong Kok East to Hung Hom Section [SCL (MKK-HUH)] (Register No.: AEIAR-165/2012) and SCL - Stabling Sidings at Hung Hom Freight Yard [SCL (HHS)] (Register No.: AEIAR-164/2012) were approved on 17 February 2012 under the Environmental Impact Assessment Ordinance (EIAO). Following the approval of the EIA Reports, two Environmental Permits (EPs) were granted on 22 March 2012, one covers SCL (TAW-HUH) and SCL (HHS)(EP No: EP-438/2012) and the other covers SCL (MKK-HUH) and SCL (HHS) (EP No.: EP-437/2012), for their construction and operation. Variations of environmental permit (VEP) was subsequently applied for EP-438/2012 and the latest Environmental Permit (EP No: EP-438/2012/J) was issued by Director of Environmental Protection (DEP) on 29 February 2016.
- 2.1.3 The construction of the SCL is divided into different civil construction works contracts and Works Contract 1111 – Hung Hom North Approach Tunnels (hereafter referred to as “the Project”) covers construction activities at Mong Kok Freight Terminal and part of the construction activities located at Hung Hom under the two EPs.

2.2 Site Description

- 2.2.1 The major construction activities under Works Contract 1111 include:
- SCL (MKK-HUH) – (i) Construction of an realigned and modified railway from Portal 1A near Oi Man Estate to Hung Hom Station; (ii) Construction of Noise Enclosure at Portal 1A; (iii) modification works on the existing Homantin Siding; and (iv) new EVA near Hung Hom Station.
 - SCL (TAW-HUH) – Part of the railway tunnel from Ho Man Tin Station to Hung Hom.
 - SCL (HHS) – Construction of tracks and noise barrier of Hung Hom Stabling Sidings.
- 2.2.2 **Figure 1.1** shows the works areas for the Works Contract 1111.

2.3 Construction Programme and Activities

- 2.3.1 The major construction activities undertaken in the reporting month are summarised below:-

Hung Hom Area

- Defect work, erection of additional cat ladder and access platform,
- Erection of truss and noise enclosure, manhole construction, CLP pipe jacking,
- Excavation works of FS cabinet, concreting works, form work erection, drainage installation,
- ELS & decking removal work, reinforcement fixing, backfill,
- Tunnel structure, Excavation, Subway underpinnings, ELS, ELS Dismantling,
- Slope works, tie back installation, scaffolding platform erection, dismantling of scaffolding, construction of noise enclosure & steel truss, pre-split, OHL modification, lifting works, deck excavation, temporary working platform

- 2.3.2 The construction programme is presented in Appendix A.

2.4 Project Organisation

- 2.4.1 The project organization structure is shown in **Appendix B**. The key personnel contact names and numbers for the Project are summarised in **Table 1.1**.

Table 1.1 Contact Information of Key Personnel

Party	Role	Position	Name	Telephone	Fax
MTR	Residential Engineer (ER)	Construction Manager	Mr. Michael Fu	3127 6201	3124 6422
		SCL Project Environmental Team Leader	Mr. Richard Kwan	2688 1283	2993 7577
Meinhardt	Independent Environmental Checker	Independent Environmental Checker	Mr. Fredrick Leong	2859 1739	2540 1580
GKSCKJV	Contractor	Project Manager	Mr. Alan Yan	9855 0361	3904 9630
		Environmental Manager	Ms. Michelle Tang	3904 9663	
AECOM	Contractor's Environmental Team (ET)	ET Leader	Mr. Y T Tang	3922 9393	2317 7609

2.5 Status of Environmental Licences, Notification and Permits

2.5.1 Relevant environmental licenses, permits and/or notifications on environmental protection for this Project and valid in the reporting month are summarized in **Table 2.1**.

Table 2.1 Status of Environmental Licenses, Notifications and Permits

Permit / License No. / Notification/ Reference No.	Valid Period		Status	Remarks
	From	To		
Environmental Permit				
EP-437/2012	22 Mar 2012	-	Valid	-
EP-438/2012/J	29 Feb 2016	-	Valid	-
Construction Noise Permit				
GW-RE0860-15	10-Sep-15	9-Mar-16	Valid	For Grouting Station and Desandar at EWL8
GW-RE1022-15	30-Oct-15	29-Apr-16	Valid until superseded by GW-RE0247-16 on 21 Mar 16	For General Work at NSL 3-5
GW-RE1083-15	1-Nov-15	31-Mar-16	Valid	For Hoarding Erection at NSL 3-5
GW-RE1224-15	8-Dec-15	6-Mar-16	Valid until superseded by GW-RE0169-16 on 8 Mar 16	For Scaffolding and 2.4m Hoarding Erection at Ho Man Tin and Oi Sen Path
GW-RE1287-15	23-Dec-15	22-Jun-16	Valid	For Dewatering and General Works at NSL 9
GW-RE1331-15	7-Jan-16	6-Jul-16	Valid	For Dewatering and General Works at EWL 9
GW-RE1332-15	14-Jan-16	13-Jul-16	Valid	For Dewatering System at EWL 7
GW-RE1339-15	16-Jan-16	16-Mar-16	Valid	For TBM Operation from HMT to NSL 6
GW-RE0045-16	20-Jan-16	19-Jul-16	Valid	For Dewatering and welding at HMT (for Towngas pipe to NSL6)
GW-RE0052-16	20-Jan-16	20-Apr-16	Valid	For TB1 & TB2 Maintenance Work at Chatham Rd North
GW-RE0054-16	29-Jan-16	28-Apr-16	Valid	For 6m Hoarding and Demolition of Scaffolding Platform at NSL 9 & Oi Sen Path
GW-RE0051-16	29-Jan-16	28-Mar-16	Valid	For 6m Hoarding Erection in NSL 6
GW-RE0073-16	28-Jan-16	27-Jul-16	Valid	For Dewatering and welding at NSL6
GW-RE0084-16	3-Feb-16	2-Aug-16	Valid	For Dewatering and General Works at NSL 7- 8
GW-RE0087-16	29-Jan-16	28-Jul-16	Valid	For General and Re provisioning Works at Hung Hom Station
GW-RE0091-16	7-Feb-16	4-May-16	Valid until superseded by GW-RE0188-16 on 10 Mar 16	For Noise Enclosure and Steel Platform Erection Work at Oi Sen Path
GW-RE0101-16	9-Feb-16	8-Aug-16	Valid	For General works for steel decking at EWL8
GW-RE0128-16	13-Feb-16	12-Aug-16	Valid	For General Work at Oi Sen Path and Ho Man Tin Siding
GW-RE0135-16	18-Feb-16	18-Apr-16	Valid	For TBM Operation from HMT to NSL 9

Permit / License No. / Notification/ Reference No.	Valid Period		Status	Remarks
	From	To		
GW-RE0169-16	8-Mar-16	5-Jun-16	Valid	For Scaffolding and 2.4m Hoarding Erection at Ho Man Tin and Oi Sen Path
GW-RE0188-16	10-Mar-16	6-Jun-16	Valid	For Noise Enclosure and Steel Platform Erection Work at Oi Sen Path
GW-RE0223-16	11-Mar-16	10-Sep-16	Valid	For Dewatering and welding at HMT (for power cable duct to NSL9)
GW-RE0247-16	21-Mar-16	14-Sep-16	Valid	For General Work at NSL 3-5
Wastewater Discharge License				
WT00015644-2013	16-Apr-13	30-Apr-18	Valid	For MTR Ho Man Tin Sidings
WT00016090-2013	14-Jun-13	30-Jun-18	Valid	For alongside On Wan Road, MTR Hung Hom Station
WT00016108-2013	14-Jun-13	30-Jun-18	Valid	For Hong Chong Park and Slip road from Chatham Road North and underneath
WT00016435-2013	23-Jul-13	31-Jul-18	Valid	For Hong Chong Slip Rd and Slip Rd at Princess Margaret Road Link & Chatham Road North
WT00018688-2014	14-Apr-14	30-Apr-19	Valid	For inside Hung Hom Freight Terminal at Cheong Tung Road
WT00019068-2014	25-Jun-14	30-Jun-19	Valid	For Oi Sen Path
WT00019895-2014	24-Sep-14	30-Sep-19	Valid	For near Hong Chong Road, Hung Hom at MTRC Ho Man Tin Sidings
WT00020525-2014	30 Dec 2014	31 Dec 2019	Valid	For Chatham Road North
WT00020727-2015	6 Feb 2015	28 Feb 2020	Valid	For Chatham Road North above the railway
WT00020759-2015	15-May-13	31-May-18	Valid	For near Chatham Road North
WT00022080-2015	13-Aug-15	31-Aug-20	Valid	For near Chatham Road North, EWL 9
WT00022793-2015	23-Nov-15	31-Jul-18	Valid	For Winslow Street Slope (near Wa Fung Street)
WT00022802-2015	23-Nov-15	28-Feb-18	Valid	For near Winslow Street
Chemical Waste Producer Registration				
5213-641-G2618-01	22-Mar-13	End of Project	Valid	For Winslow Street Playground Works
5213-641-G2618-03	8-Apr-13	End of Project	Valid	For Hung Hom Station Works
5213-213-G2618-06	16-Apr-13	End of Project	Valid	For Ho Man Tin Sidings Works
5213-236-G2618-10	14-Jun-13	End of Project	Valid	For Chatham Road North - Hong Chong Road Works
5213-236-G2618-11	27-May-13	End of Project	Valid	For Chatham Road North- NSL8 & EWL8 Works
5213-213-G2618-12	14-Apr-14	End of Project	Valid	For Hung Hom Freight Terminal - NSL 3-5 Works
5213-236-G2618-14	8-May-14	End of Project	Valid	For Oi Sen Path Works
5213-236-G2618-15	9-Feb-15	End of Project	Valid	For NSL7 & EWL7 Works
5213-236-G2618-16	3-Aug-15	End of Project	Valid	For EWL9 Works
Billing Account for Construction Waste Disposal				
7016658	24 Jan 2013	End of Project	Account Active	
Notification Under Air Pollution Control (Construction Dust) Regulation				
353991	02 Jan 2013	18 Apr 2018	Notified	
Clinical Waste Producer Premises Code				
PC01/RE/00362644	30 Jan 2014	End of Project	Valid	For Hung Hom Freight Yard Works

3 ENVIRONMENTAL MONITORING REQUIREMENTS

3.1 Construction Dust Monitoring

Monitoring Requirements

- 3.1.1 In accordance with the approved EM&A Manuals, 24-hour Total Suspended Particulates (TSP) level at the designated air quality monitoring station is required. Impact 24-hour TSP monitoring should be carried out for at least once every 6 days. The Action and Limit level of the air quality monitoring is provided in **Appendix D**.

Monitoring Equipment

- 3.1.2 24-hour TSP air quality monitoring was performed using High Volume Sampler (HVS) located at each designated monitoring station. The HVS meets all the requirements of the EM&A Manual. Brand and model of the equipment is given in **Table 3.1**.

Table 3.1 Air Quality Monitoring Equipment

Equipment	Brand and Model
High Volume Sampler (24-hour TSP)	Andersen Total Suspended Particulate Mass Flow Controlled High Volume Air Sampler (Model No. GS 2310 (S/N:8259))
Calibration Kit	TISCH Environmental Orifice (Model TE-5025A (Orifice I.D.: 0988))

Monitoring Locations

- 3.1.3 One monitoring station was set up at the proposed location in accordance with the approved EM&A Manuals for SCL (TAW-HUH), SCL (MKK-HUH) and SCL (HHS) as well as the works areas of the Project. The location of the construction dust monitoring station is summarised in **Table 3.2** and shown in **Figure 2.1**.

Table 3.2 Locations of Construction Dust Monitoring Stations

ID	Location	Monitoring Station
AM1	No. 234 – 238 Chatham Road North	Roof top of the premises facing Chatham Road North

Note:

- (1) Permission of access could not be obtained from Wing Fung Building (originally proposed in the approved EM&A Manuals) and hence the monitoring location was relocated to No. 234-248 Chatham Road North. The alternative monitoring location has been approved by IEC and EPD.

Monitoring Methodology

- 3.1.4 24-hour TSP Monitoring

- (a) The HVS was installed in the vicinity of the air sensitive receivers. The following criteria were considered in the installation of the HVS as far as practicable:-
- (i) A horizontal platform with appropriate support to secure the sampler against gusty wind was provided.
 - (ii) The distance between the HVS and any obstacles, such as buildings, was at least twice the height that the obstacle protrudes above the HVS.
 - (iii) A minimum of 2 meters separation from walls, parapets and penthouse for rooftop sampler.
 - (iv) A minimum of 2 meters separation from any supporting structure, measured horizontally is required.
 - (v) No furnace or incinerator flues nearby.
 - (vi) Airflow around the sampler was unrestricted.
 - (vii) Permission was obtained to set up the samplers and access to the monitoring stations.
 - (viii) A secured supply of electricity was obtained to operate the samplers.
 - (ix) The sampler was located more than 20 meters from any dripline.

- (x) Any wire fence and gate, required to protect the sampler, did not obstruct the monitoring process.
 - (xi) Flow control accuracy was kept within $\pm 2.5\%$ deviation over 24-hour sampling period.
- (b) Preparation of Filter Papers
- (i) Glass fibre filters, G810 were labelled and sufficient filters that were clean and without pinholes were selected.
 - (ii) All filters were equilibrated in the conditioning environment for 24 hours before weighing. The conditioning environment temperature was around 25 °C and not variable by more than ± 3 °C; the relative humidity (RH) was < 50% and not variable by more than $\pm 5\%$. A convenient working RH was 40%.
 - (iii) All filter papers were prepared and analysed by ALS Technichem (HK) Pty Ltd., which is a HOKLAS accredited laboratory and has comprehensive quality assurance and quality control programmes.
- (c) Field Monitoring
- (i) The power supply was checked to ensure the HVS works properly.
 - (ii) The filter holder and the area surrounding the filter were cleaned.
 - (iii) The filter holder was removed by loosening the four bolts and a new filter, with stamped number upward, on a supporting screen was aligned carefully.
 - (iv) The filter was properly aligned on the screen so that the gasket formed an airtight seal on the outer edges of the filter.
 - (v) The swing bolts were fastened to hold the filter holder down to the frame. The pressure applied was sufficient to avoid air leakage at the edges.
 - (vi) Then the shelter lid was closed and was secured with the aluminium strip.
 - (vii) The HVS was warmed-up for about 5 minutes to establish run-temperature conditions.
 - (viii) A new flow rate record sheet was set into the flow recorder.
 - (ix) On site temperature and atmospheric pressure readings were taken and the flow rate of the HVS was checked and adjusted at around 1.3 m³/min, and complied with the range specified in the EM&A Manual (i.e. 0.6-1.7 m³/min).
 - (x) The programmable digital timer was set for a sampling period of 24 hrs, and the starting time, weather condition and the filter number were recorded.
 - (xi) The initial elapsed time was recorded.
 - (xii) At the end of sampling, on site temperature and atmospheric pressure readings were taken and the final flow rate of the HVS was checked and recorded.
 - (xiii) The final elapsed time was recorded.
 - (xiv) The sampled filter was removed carefully and folded in half length so that only surfaces with collected particulate matter were in contact.
 - (xv) It was then placed in a clean envelope and sealed.
 - (xvi) All monitoring information was recorded on a standard data sheet.
 - (xvii) Filters were then sent to ALS Technichem (HK) Pty Ltd. for analysis.
- (d) Maintenance and Calibration
- (i) The HVS and its accessories were maintained in good working condition, such as replacing motor brushes routinely and checking electrical wiring to ensure a continuous power supply.
 - (ii) HVSs were calibrated using TE-5025A Calibration Kit upon installation and thereafter at bi-monthly intervals.
 - (iii) Calibration certificate of the TE-5025A Calibration Kit and the HVSs are provided in **Appendix E**.

Monitoring Schedule for the Reporting Month

3.1.5 The schedule for environmental monitoring in March 2016 is provided in **Appendix F**.

3.2 Regular Construction Noise Monitoring

Monitoring Requirements

- 3.2.1 In accordance with the EM&A Manuals, impact noise monitoring should be conducted for at least once a week during the construction phase of the Project. **Table 3.4** summarises the monitoring parameters, frequency and duration of impact noise monitoring. The Action and Limit level of the noise monitoring is provided in **Appendix D**.

Table 3.4 Noise Monitoring Parameters, Frequency and Duration

Parameter and Duration	Frequency
30-mins measurement at each monitoring station between 0700 and 1900 on normal weekdays. Leq, L10 and L90 would be recorded.	At least once per week

Monitoring Equipment

- 3.2.2 Noise monitoring was performed using sound level meter at each designated monitoring station. The sound level meters deployed comply with the International Electrotechnical Commission Publications (IEC) 651:1979 (Type 1) and 804:1985 (Type 1) specifications. Acoustic calibrator was deployed to check the sound level meters at a known sound pressure level. Brand and model of the equipment is given in **Table 3.5**.

Table 3.5 Noise Monitoring Equipment for Regular Noise Monitoring

Equipment	Brand and Model
Integrated Sound Level Meter	B&K (Model No. 2238 (S/N: 2800927), (S/N: 2800930))
Acoustic Calibrator	Rion (Model No. NC 74 (S/N: 34246490))

Monitoring Locations

- 3.2.3 Two monitoring stations were set up at the proposed locations in accordance with the approved EM&A Manuals for SCL (TAW-HUH), SCL (MKK-HUH) and SCL (HHS) as well as the works areas of the Project. Locations of the noise monitoring stations are summarised in **Table 3.6** and shown in **Figure 3.1**.

Table 3.6 Locations of Regular Construction Noise Monitoring Stations

ID	Location	Monitoring Station	Type of Measurement
NM1	Carmel Secondary School (South Block)	1m from the exterior of the roof top façade of the premises facing Oi Sen Path	Façade
NM2	No. 234 – 238 Chatham Road North ⁽¹⁾	Free-field on the rooftop of the premise	Free Field

Note:

- (1) Permission of access could not be obtained from Wing Fung Building (originally proposed in the approved EM&A Manuals) and hence the monitoring location was relocated to No. 234-248 Chatham Road North. The alternative monitoring location has been approved by IEC and EPD.

Monitoring Methodology

3.2.4 Monitoring Procedure

- (a) The sound level meter was set on a tripod at a height of 1.2 m above the ground for free-field measurements at NM2. A correction of +3 dB(A) shall be made to the free field measurements.
- (b) Façade measurements were made at NM1.
- (c) The battery condition was checked to ensure the correct functioning of the meter.
- (d) Parameters such as frequency weighting, the time weighting and the measurement time were set as follows:
 - (i) frequency weighting: A
 - (ii) time weighting: Fast
 - (iii) time measurement: $L_{eq(30\text{-minutes})}$ during non-restricted hours i.e. 0700 – 1900 on normal weekdays.
- (e) Prior to and after each noise measurement, the meter was calibrated using the acoustic calibrator for 94 dB(A) at 1000 Hz. If the difference in the calibration level before and after measurement was more than 1 dB(A), the measurement would be considered invalid and repeat of noise measurement would be required after re-calibration or repair of the equipment.
- (f) During the monitoring period, the L_{eq} , L_{10} and L_{90} were recorded. In addition, site conditions and noise sources were recorded on a standard record sheet.
- (g) Noise measurement was paused during periods of high intrusive noise (e.g. dog barking, helicopter noise) if possible. Observations were recorded when intrusive noise was unavoidable.
- (h) Noise monitoring was cancelled in the presence of fog, rain, wind with a steady speed exceeding 5m/s, or wind with gusts exceeding 10m/s.

3.2.5 Maintenance and Calibration

- (a) The microphone head of the sound level meter was cleaned with soft cloth at regular intervals.
- (b) The meter and calibrator were sent to the supplier or HOKLAS laboratory to check and calibrate at yearly intervals.
- (c) Calibration certificates of the sound level meters and acoustic calibrators are provided in **Appendix E**.

Monitoring Schedule for the Reporting Month

- 3.2.6 The schedule for environmental monitoring in March 2016 is provided in **Appendix F**.

3.3 Continuous noise monitoring***Monitoring Requirements***

- 3.3.1 According to EP conditions under EP-437/2012 (Condition 2.8) and EP-438/2012/J (Condition 2.10), continuous noise monitoring should be conducted at the NSRs as identified by the Construction Noise Mitigation Measures Plan (CNMMP) to have residual air-borne noise impacts. A CNMMP and Continuous Noise Monitoring Plan (CNMP) were submitted to EPD on 20 January 2014.

Monitoring Locations

- 3.3.2 With reference to the CNMP, continuous noise monitoring should be conducted during period at which the predicted airborne construction noise levels exceed the relevant noise criteria at the respective NSRs. The proposed continuous noise monitoring locations are presented in **Table 3.7** and shown in **Figure 2.1**.

Table 3.7 Summary of Proposed Continuous Noise Monitoring Location

NSR ID	NSR Description	Uses	Proposed Continuous Noise Monitoring Location	Alternative Noise Monitoring Location
OM4a	Carmel Secondary School (South Block)	Educational	NM1	-
HH2	Wing Fung Building	Residential	NM2	No. 234-238 Chatham Road North ⁽¹⁾

Note:

- (1) Permission of access could not be obtained from Wing Fung Building (originally proposed in the approved EM&A Manuals) and hence the monitoring location was relocated to No. 234-248 Chatham Road North. The alternative monitoring location is considered as an appropriate alternative noise monitoring station in the CNMP.

Monitoring Equipment

- 3.3.3 Continuous noise monitoring will be performed using sound level meter at each designated monitoring station. The sound level meters deployed comply with the International Electrotechnical Commission Publications (IEC) 651:1979 (Type 1) and 804:1985 (Type 1) specifications. Acoustic calibrator will be deployed to check the sound level meters at a known sound pressure level. Brand and model of the equipment is given in **Table 3.8**.

Table 3.8 Noise Monitoring Equipment for Continuous Noise Monitoring

Equipment	Brand and Model
Integrated Sound Level Meter	B&K (Model No. 2238)
Acoustic Calibrator	Rion (Model No. NC-74)

Monitoring Parameters, Frequency and Duration

- 3.3.4 Continuous noise level will be measured in terms of the A-weighted equivalent continuous sound pressure level for 30 minutes ($L_{eq, 30 \text{ min}}$) for time period between 0700 and 1900 hours on normal working hours (i.e. Mondays to Saturdays) during the construction period that the predicted noise levels exceed the relevant noise criteria at the identified NSRs. The recommended measurement period for the continuous noise monitoring programme in the CNMP is summarised in **Table 3.9**.

Monitoring Methodology

- 3.3.5 Immediately prior to the noise measurement, the accuracy of the sound level meter will be checked using an acoustic calibrator, which generated a known sound pressure level at a known frequency. The accuracy of the sound level meter will also be checked on an annual-basis. Measurement will be accepted as valid only if the calibration level before and after the noise measurement agrees to within 1.0dB. Noise measurement will be made in accordance with standard acoustical principles and practices in relation to weather conditions.

Event and Action Plan

- 3.3.6 Summary of the proposed continuous noise monitoring programme are presented in **Table 3.9**. The Event and Action Plan for the continuous noise monitoring programme recommended in the CNMP is presented in **Appendix I**.

Table 3.9 Summary of Proposed Continuous Noise Monitoring Programme

Monitoring Location	NSR Description	Action/Limit Level, dB(A)	Measurement Period
NM1	Carmel Secondary School (South Block)	68 ⁽¹⁾	Feb and Jun 2014, Jan and Feb 2015 ⁽³⁾ Mar 2015 ⁽⁴⁾
NM2	No. 234-238 Chatham Road North ⁽²⁾	77	Sep to Dec of 2014 Jan / Mar to May 2015

Note:

- (1) Action/Limit level will only be applicable during the examination period.
 (2) Permission of access could not be obtained from Wing Fung Building (originally proposed in the approved EM&A Manuals) and hence the monitoring location was relocated to No. 234-248 Chatham Road North. The alternative monitoring location is considered as an appropriate alternative noise monitoring station in the CNMP.
 (3) Based on 2014-2015 Calendar of Carmel Secondary School, the examination periods are scheduled in January and February 2015. The continuous noise monitoring was conducted in January and February 2015.
 (4) Additional continuous noise monitoring was conducted in March 2015 according to the latest 2014-2015 Calendar of Carmel Secondary School.

3.4 Landscape and Visual

- 3.4.1 As per the EM&A Manuals, the landscape and visual mitigation measures should be implemented and site inspections should be undertaken once every two weeks during the construction period. A summary of the implementation status is presented in **Section 6**.

4 IMPLEMENTATION STATUS OF ENVIRONMENTAL MITIGATION MEASURES

The Contractor has implemented environmental mitigation measures and requirements as stated in the EIA Reports, the EPs and EM&A Manuals. The implementation status of the environmental mitigation measures during the reporting period is summarized in **Appendix C**. Status of required submissions under the EPs during the reporting period is summarised in **Table 4.1**.

Table 4.1 Status of Required Submission under Environmental Permit

EP Condition	Submission	Submission Date
Condition 3.4 (EP-437/2012) & Condition 3.4 (EP-438/2012/J)	Monthly EM&A Report for February 2016	14 March 2016

5 MONITORING RESULTS

5.1 Construction Dust Monitoring

5.1.1 The monitoring results for 24-hour TSP are summarised in **Table 5.1**. Detailed air quality monitoring results and wind monitoring data extracted from the nearest Automatic Weather Station are presented in **Appendix G**.

Table 5.1 Summary of 24-hour TSP Monitoring Results in the Reporting Period

ID	Average ($\mu\text{g}/\text{m}^3$)	Range ($\mu\text{g}/\text{m}^3$)	Action Level ($\mu\text{g}/\text{m}^3$)	Limit Level ($\mu\text{g}/\text{m}^3$)
AM1	75.4	23.2 – 125.3	183.9	260

5.1.2 No Action and Limit Level exceedance was recorded for 24-hour TSP monitoring at the monitoring location in the reporting month.

5.1.3 The event and action plan is annexed in **Appendix I**.

5.1.4 Major dust sources during the monitoring included construction dust from the Project site and other nearby construction sites and also nearby traffic emission.

5.2 Regular Construction Noise Monitoring

5.2.1 The monitoring results for noise are summarized in **Table 5.2** and the monitoring data is provided in **Appendix H**.

Table 5.2 Summary of Impact Noise Monitoring Results in the Reporting Period

ID	Range, dB(A), L_{eq} (30 mins)	Limit Level, dB(A), L_{eq} (30 mins)
NM 1 ⁽²⁾	<Baseline - 59.7	70 (65) ⁽¹⁾
NM 2 ⁽²⁾	<Baseline	75

Note:

(1) Daytime noise Limit Level of 70dB(A) applies to education institutions while 65dB(A) applies during school examination period.

(2) Baseline correction will be made to the measured L_{eq} when the measured noise level exceeded the corresponding baseline noise level and presented in the table. No correction was made to NM2 as all measured noise levels were below the baseline noise level.

5.2.2 No noise complaint was received in the reporting month during 0700 to 1900 hours on normal weekdays; hence, no Action Level exceedance was recorded.

5.2.3 No Limit Level exceedance of noise was recorded at all monitoring stations in the reporting month.

5.2.4 The event and action plan is annexed in **Appendix I**.

5.2.5 Major noise sources during the monitoring included construction noise from the Project site and other nearby construction sites, nearby traffic noise and noise from school activities and the community.

5.3 Continuous Noise Monitoring

5.3.1 As the construction works that have been identified by the CNMMP to be potentially causing exceedance of noise criteria have not commenced during this reporting month, no continuous noise monitoring was carried out.

5.4 Waste Management

- 5.4.1 C&D materials and wastes sorting were carried out on site. Receptacles were available for C&D wastes and general refuse collection.
- 5.4.2 As advised by the Contractor, 5,813m³ of inert C&D material was generated. 1,509m³ and 173m³ were disposed as public fills at TKO137 and TM38 respectively. 4,132m³ of public fills was delivered to Hung Hom Barging Point and handled by other project. No public fills was used in the Contract. While 140,410kg of general refuse was disposed at NENT landfill in the reporting month. 2,040kg of paper/cardboard packaging material, no metals and no plastic was collected by recycling contractor in the reporting month. No Type 1 marine dumping was delivered to Hung Hom Barging Point. No chemical waste was collected by licensed contractor in the reporting period. The waste flow table is annexed in **Appendix K**.
- 5.4.3 The Contractor is advised to properly maintain on site C&D materials and wastes collection, sorting and recording system and maximize reuse / recycle of C&D materials and wastes. The Contractor is reminded to properly maintain the site tidiness and dispose of the wastes accumulated on site regularly and properly.
- 5.4.4 The Contractor is reminded that chemical waste containers should be properly treated and stored temporarily in designated chemical waste storage area on site in accordance with the Code of Practise on the Packaging, Labelling and Storage of Chemical Wastes.

5.5 Landscape and Visual

- 5.5.1 Bi-weekly inspection of the implementation of landscape and visual mitigation measures were conducted on 3, 17 and 31 March 2016. A summary of the site inspection is provided in **Appendix C**. The observations and recommendations made during the site inspections are presented in **Table 6.1**.
- 5.5.2 The event and action plan is annexed in **Appendix I**.

6 ENVIRONMENTAL SITE INSPECTION AND AUDIT

- 6.1.1 Site inspections were carried out on a weekly basis to monitor the implementation of proper environmental pollution control and mitigation measures for the Project. A summary of the site inspection is provided in **Appendix C**.
- 6.1.2 In the reporting month, 5 site inspections were carried out on 3, 10, 17, 24 and 31 March 2016. The one held on 10 March 2016 was a joint inspection with the IEC, ER, the Contractor and the ET. No EPD site visit was conducted in the reporting month. No non-compliance was recorded during the site inspections. Details of observations recorded during the site inspections are presented in **Table 6.1**.

Table 6.1 Observations and Recommendations of Site Audit

Parameters	Date	Observations and Recommendations	Follow up
Water Quality	N/A	N/A	N/A
Air Quality	N/A	N/A	N/A
Noise	N/A	N/A	N/A
Waste/ Chemical Management	3 Mar 16	<ul style="list-style-type: none"> General refuses accumulated inside the u-channel was observed at EWL8. The contractor should remove the general refuses regularly. 	The item was rectified by the Contractor on 08 Mar 16.
	17 Mar 16	<ul style="list-style-type: none"> Oil stains were observed on ground at NSL6 works area. The contractor should handle the oil stains properly as chemical waste. 	The item was rectified by the Contractor on 22 Mar 16.
	24 Mar 16	<ul style="list-style-type: none"> Oil stains were observed on ground at NSL9 works area. The contractor should dispose the oil stains properly as chemical waste. 	The item was rectified by the Contractor on 29 Mar 16.
	31 Mar 16	<ul style="list-style-type: none"> Oil stains were observed on ground at NSL8 works area. The contractor should remove the oil stains properly as chemical waste. 	The item was rectified by the Contractor on 06 Apr 16.
Landscape & Visual	N/A	N/A	N/A
Permits/ Licenses	N/A	N/A	N/A

- 6.1.3 All the follow-up actions requested by Contractor's ET and IEC during the site inspection were undertaken as reported by the Contractor and confirmed into the following weekly site inspection conducted during the reporting period.

7 ENVIRONMENTAL NON-CONFORMANCE

7.1 Summary of Monitoring Exceedances

- 7.1.1 All 24-hour TSP results were below the Action and Limit level at all monitoring locations in the reporting month.
- 7.1.2 No noise complaint during 0700 to 1900 hours on normal weekdays was received in the reporting month; hence, no Action Level exceedance was recorded.
- 7.1.3 No Limit Level exceedance for noise was recorded at all monitoring stations in the reporting month.
- 7.1.4 As the construction works that have been identified by the CNMMP to be potentially causing exceedance of noise criteria have not commenced during this reporting month, no continuous noise monitoring was carried out.

7.2 Summary of Environmental Non-Compliance

- 7.2.1 No environmental non-compliance was recorded in the reporting month.

7.3 Summary of Environmental Complaints

- 7.3.1 No environmental related complaint was received in the reporting month. Cumulative statistics on environmental complaints is provided in **Appendix J**.

7.4 Summary of Environmental Summon and Successful Prosecutions

- 7.4.1 No environmental related prosecution or notification of summons was received in the reporting month. Cumulative statistics on notification of summons and successful prosecutions is provided in **Appendix J**.

8 FUTURE KEY ISSUES

8.1 Construction Programme for the Project

Construction Programme for the Next Two Month

8.1.1 The major construction works in April 2016 and May 2016 will be:

Hung Hom Area

- Fencing removal work, erection of additional cat ladder and access platform,
- Erection of truss and noise enclosure, manhole construction, CLP pipe jacking, excavation works of FS cabinet, grouting works,
- Concreting works, drainage installation, noise absorptive panel installation, steel mesh enclosure erection,
- ELS & decking removal work, form work erection, reinforcement fixing, backfill,
- Tunnel structure, water pit structure, Subway underpinnings, ELS, ELS Dismantling,
- Slope works, tie back installation, scaffolding platform erection, dismantling of scaffolding, construction of noise enclosure & steel truss, pre-split, OHL modification, lifting works, deck excavation, temporary working platform.

8.2 Key Issues for the Coming Month

8.2.1 Potential environmental impacts arising from the above construction activities are mainly associated with construction dust, construction noise, water quality impact and waste management.

8.3 Monitoring Schedule for the Next Month

8.3.1 The tentative schedule for environmental monitoring in April 2016 and May 2016 is provided in **Appendix F**.

9 CONCLUSIONS AND RECOMMENDATIONS

9.1 Conclusions

- 9.1.1 24-hour TSP and noise monitoring were carried out in the reporting month.
- 9.1.2 All 24-hour TSP monitoring results complied with the Action / Limit Level at in the reporting month.
- 9.1.3 No noise complaint during 0700 to 1900 hours on normal weekdays was received in the reporting month; hence, no Action Level exceedance was recorded.
- 9.1.4 No Limit Level exceedance for noise was recorded at all monitoring stations in the reporting month.
- 9.1.5 As the construction works that have been identified by the CNMMP to be potentially causing exceedance of noise criteria have not commenced during this reporting month, no continuous noise monitoring was carried out.
- 9.1.6 5 nos. of environmental site inspections were carried out in March 2016. Recommendations on remedial actions were given to the Contractor for the deficiencies identified during the site audit.
- 9.1.7 Referring to the Contractor's information, no environmental complaint, notification of summons and successful prosecution was received in the reporting month.

9.2 Recommendations

- 9.2.1 According to the environmental site inspections performed in the reporting month, the following recommendations were provided:-

Air Quality Impact

- No specific observation was identified in the reporting month.

Construction Noise Impact

- No specific observation was identified in the reporting month.

Water Quality Impact

- No specific observation was identified in the reporting month.

Chemical/ Waste Management

- Provide proper chemical and waste management.

Landscape and Visual Impact

- No specific observation was identified in the reporting month.

Permits/Licenses

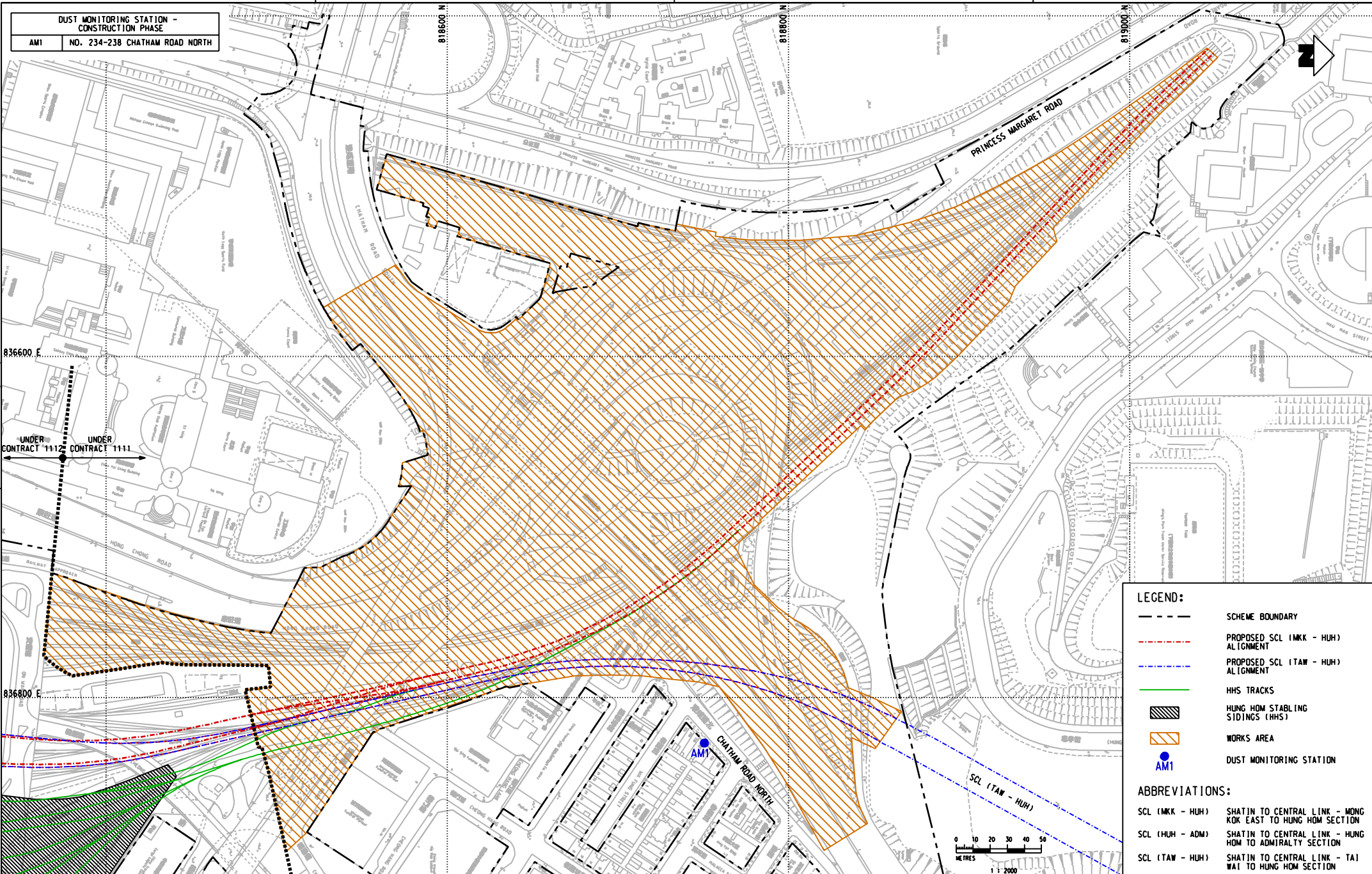
- No specific observation was identified in the reporting month.

FIGURES

DUST MONITORING STATION -
CONSTRUCTION PHASE
AM1 NO. 234-238 CHATHAM ROAD NORTH

Maps reproduced with permission of the Director of Lands, © Hong Kong Government

PLOT DATA: PLOT NO. 14/16
FILE NAME: M4C48

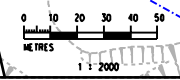


LEGEND:

- SCHEME BOUNDARY
- PROPOSED SCL (MKK - HUH) ALIGNMENT
- PROPOSED SCL (TAW - HUH) ALIGNMENT
- HHS TRACKS
- HUNG HOM STABLING SIDINGS (HHS)
- WORKS AREA
- AM1 DUST MONITORING STATION

ABBREVIATIONS:

- SCL (MKK - HUH) SHATIN TO CENTRAL LINK - MONG KOK EAST TO HUNG HOM SECTION
- SCL (HUH - ADM) SHATIN TO CENTRAL LINK - HUNG HOM TO ADMIRALTY SECTION
- SCL (TAW - HUH) SHATIN TO CENTRAL LINK - TAI WAI TO HUNG HOM SECTION



REV	DESCRIPTION	BY	DATE	APPROVED	REV	DESCRIPTION	BY	DATE	APPROVED

DRAWN	HD
DESIGNED	L CLL
CHECKED	L CLL
APPROVED	LMW
DATE	08/JAN/2013

MTR

SHATIN TO CENTRAL LINK

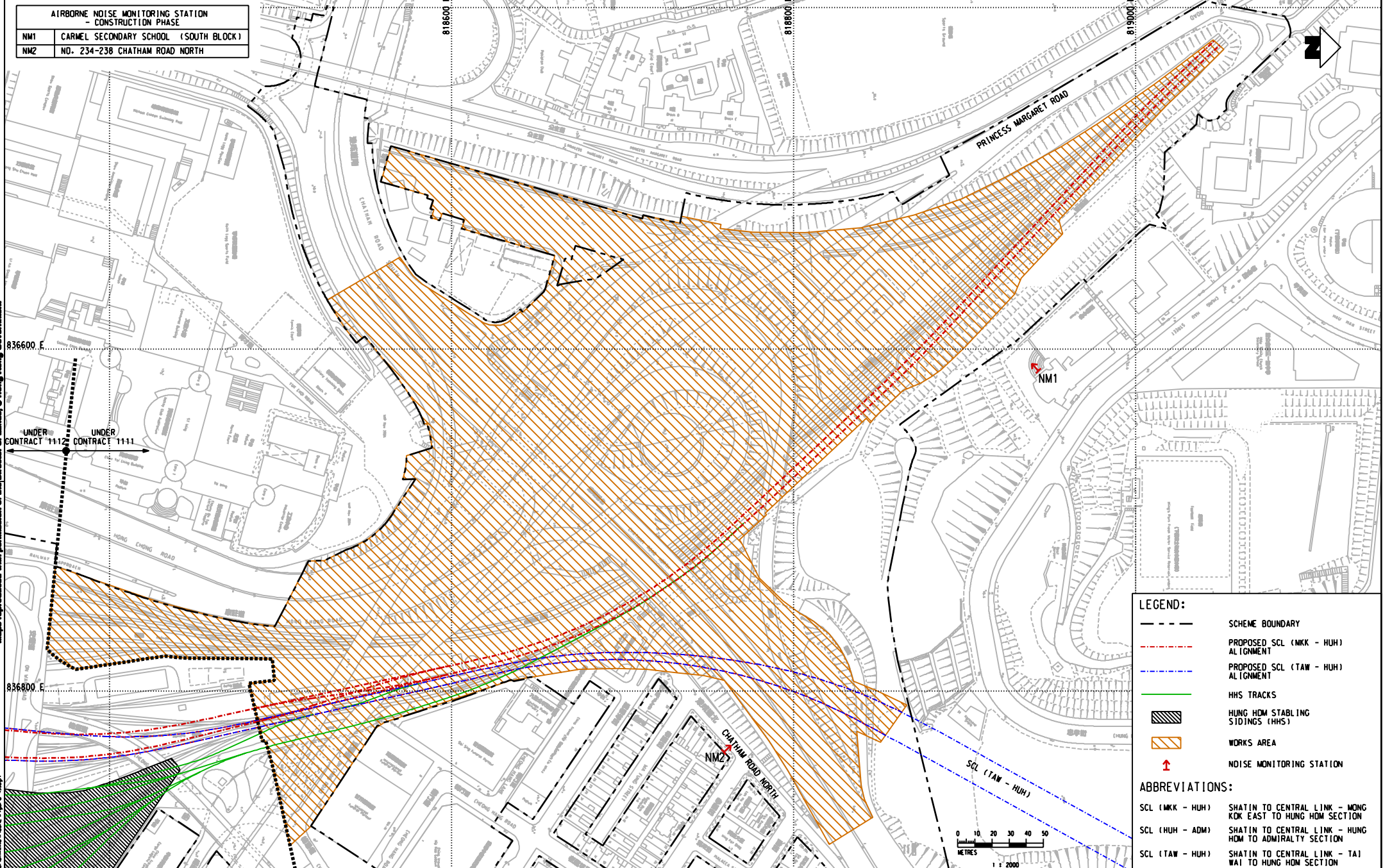
CONTRACTOR: **Gammon Kaden** Joint Venture
ORIGINATOR: **AECOM**

CONTRACT 1111
HUNG HOM NORTH APPROACH TUNNELS
LOCATION OF AIR QUALITY MONITORING STATION

SCALE: 1:2000 (A3) FIGURE NO. **FIGURE 2.1** REV. -

AIRBORNE NOISE MONITORING STATION
- CONSTRUCTION PHASE

NM1	CARMEL SECONDARY SCHOOL (SOUTH BLOCK)
NM2	NO. 234-238 CHATHAM ROAD NORTH



LEGEND:

- SCHEME BOUNDARY
- - - PROPOSED SCL (MKK - HUH) ALIGNMENT
- - - PROPOSED SCL (TAW - HUH) ALIGNMENT
- HHS TRACKS
- ▨ HUNG HOM STABLES SIDINGS (HHS)
- ▨ WORKS AREA
- ↑ NOISE MONITORING STATION

ABBREVIATIONS:

- SCL (MKK - HUH) SHATIN TO CENTRAL LINK - MONG KOK EAST TO HUNG HOM SECTION
- SCL (HUH - ADM) SHATIN TO CENTRAL LINK - HUNG HOM TO ADMIRALTY SECTION
- SCL (TAW - HUH) SHATIN TO CENTRAL LINK - TAI WAI TO HUNG HOM SECTION

Maps reproduced with permission of the Director of Lands, © Hong Kong Government
 PLANNING UNIT, DIRECTOR OF LANDS, CO. 02.04.07
 PLANNING UNIT, DIRECTOR OF LANDS, CO. 02.04.07
 FILE NAME:

836600 E
 836800 E
 818600 N
 818800 N
 819000 N

REV	DESCRIPTION	BY	DATE	APPROVED	REV	DESCRIPTION	BY	DATE	APPROVED

DRAWN	HD
DESIGNED	L CLL
CHECKED	L CLL
APPROVED	(MNV)
DATE	08/JAN/2013

MTR

SHATIN TO CENTRAL LINK

CONTRACTOR: **Gammon** **Kaden**

ORIGINATOR: **AECOM**

Gammon - Kaden SCL 1113 Joint Venture

DATE	08/JAN/2013
------	-------------

TITLE: **CONTRACT 1111 HUNG HOM NORTH APPROACH TUNNELS LOCATION OF NOISE MONITORING STATION (CONSTRUCTION PHASE)**

SCALE: 1 : 2000 (A3)




FIGURE NO.: **FIGURE 3.1**

AS NOT SEEN OTHERWISE, ALL DIMENSIONS SHALL BE GIVEN IN METRES UNLESS OTHERWISE STATED.
 THE CONTRACTOR SHALL BE RESPONSIBLE FOR VERIFYING THE ACCURACY OF ALL DIMENSIONS AND FOR OBTAINING ALL NECESSARY PERMISSIONS FROM THE RELEVANT AUTHORITIES PRIOR TO COMMENCING WORK.
 CADD REF.: Figure 3.1.dgn

APPENDIX A

Construction Programme

Activity Description	Start	Finish	2013												2014												2015												2016												2017																
			D	J	F	M	A	M	J	J	A	S	O	N	D	D	J	F	M	A	M	J	J	A	S	O	N	D	D	J	F	M	A	M	J	J	A	S	O	N	D	D	J	F	M	A	M	J	J	A	S	O	N	D	D	J	F	M	A	M	J	J	A	S	O	N	D
REPROVISIONING WORKS																																																																			
Commencement of Works	17/12/12																																																																		
Existing HUH Station Platform Level Works	14/01/13	26/01/14																																																																	
Mong Kok Freight Terminal Podium Level	14/01/13	25/08/13																																																																	
Poly U Railway Reserve & New Maintenance Sidings	01/04/13	26/01/14																																																																	
Inter City Crew Accomodation on HUH EWL Platform	14/01/13	24/08/14																																																																	
NSL/EWL TUNNEL																																																																			
NSL/EWL Area 3 Tunnel (early handover)	03/06/14*	04/09/15																																																																	
NSL/EWL Area 4 Tunnel	03/06/14*	22/02/16																																																																	
NSL/EWL Area 5 Tunnel	03/03/14*	20/01/16																																																																	
NSL/EWL Area 6 Tunnel	03/03/14*	07/03/16																																																																	
NSL TUNNEL																																																																			
NSL Area 7 Tunnel (inc CRN1 & Traffic Diversion)	30/05/14*	26/05/17																																																																	
NSL Area 8A Tunnel	04/06/13*	07/01/17																																																																	
TB1	13/05/13*	17/10/14																																																																	
TB2	04/06/13*	05/03/14																																																																	
NSL Area 8B Tunnel	13/06/14*	05/03/16																																																																	
NSL Area 9 Tunnel	01/12/14*	06/04/16																																																																	
Oi Sen Path Slope Works and Tunnel	14/02/13*	13/10/16																																																																	
Oi Sen Path Noise Enclosure	14/12/13*	09/03/16																																																																	
EWL TUNNEL																																																																			
EWL Area 6A Tunnel	15/02/13*	22/07/14																																																																	
EWL Areas 7&8 Tunnel	22/02/13*	27/02/16																																																																	
EWL Area 9 Tunnel (late possession)	15/06/15*	02/04/16																																																																	

 Early Bar
 Progress Bar
 Critical Activity

**SCL 1111
SUMMARY PROGRAMME**

Date	Revision	Checked	Approved
19/09/12			

APPENDIX B

Project Organization Structure

APPENDIX C

**Implementation Schedule of Environmental Mitigation
Measures**

Appendix C - Implementation Schedule of Environmental Mitigation Measures

EIA Ref.	Environmental Mitigation Measures	Location	Implementation Status
Landscape and Visual Impact			
S6.9.3 (TAW-HUH) , S6.12 (HHS), S6.12 (TAW-HUH), Table 6.9 (HHS) & Table 4.9 (MKK-HUH)	Minimize visual & landscape impact	<ul style="list-style-type: none"> Existing topsoil shall be re-used where possible for new planting areas within the Project. 	N/A
		<ul style="list-style-type: none"> Ground vegetation and the associated under storey habitats, construction contracts may designate "No-intrusion Zone" to various areas within the site boundary with rigid and durable fencing for each individual no-intrusion zone. 	N/A
		<ul style="list-style-type: none"> All retained trees should be recorded photographically at the commencement of the Contract, and carefully protected during the construction period. 	V
		<ul style="list-style-type: none"> Erection of decorative screen during construction stage to screen off undesirable views of the construction site for visual and landscape sensitive areas. 	V
		<ul style="list-style-type: none"> Giving control on the height and disposition/ arrangement of all facilities on the works site to minimize visual impact to adjacent VSRs. 	V
		<ul style="list-style-type: none"> Trees of medium to high survival rate that would be affected by the works shall be transplanted where possible and practicable. 	N/A
		<ul style="list-style-type: none"> Compensatory tree & shrub planting shall be provided to compensate for the loss of shrub planting in amenity areas. 	N/A
		<ul style="list-style-type: none"> Control of night-time lighting glare. 	N/A
		<ul style="list-style-type: none"> All hard and soft landscape areas disturbed temporarily during construction shall be reinstated to equal or better quality, to the satisfaction of the relevant Government Departments. 	N/A

Construction Noise Impact				
8.3.6 (TAW-HUH) , S8.5.6 (HHS) & S6 (MKK-HUH)	To control construction airborne noise	<ul style="list-style-type: none"> Only well-maintained plant should be operated on-site and plant should be serviced regularly during the construction programme. 	All construction sites	V
		<ul style="list-style-type: none"> Machines and plant (such as trucks, cranes) that may be in intermittent use should be shut down between work periods or should be throttled down to a minimum. 	All construction sites	V
		<ul style="list-style-type: none"> Plant known to emit noise strongly in one direction, where possible, be orientated so that the noise is directed away from nearby NSRs. 	All construction sites	V
		<ul style="list-style-type: none"> Silencers or mufflers on construction equipment should be properly fitted and maintained during the construction works. 	All construction sites	V
		<ul style="list-style-type: none"> Mobile plant should be sited as far away from NSRs as possible and practicable. 	All construction sites	V
		<ul style="list-style-type: none"> Material stockpiles, mobile container site office and other structures should be effectively utilised, where practicable, to screen noise from on-site construction activities. 	All construction sites	V
		The following quiet PME should be used: <ul style="list-style-type: none"> Asphalt Paver (SWL=101dB(A)) Backhoe (SWL=106dB(A)) Backhoe with Hydraulic Breaker (SWL=110dB(A)) Concrete lorry mixer (SWL=96dB(A)) Concrete mixer truck (SWL=96dB(A)) Concrete Pump (SWL=106dB(A)) Concrete Pump Truck (SWL=106dB(A)) Crane, mobile (SWL=94dB(A)) Crawler Crane (SWL=102dB(A)) Drill, hand-held (SWL=98dB(A)) Dump truck (SWL=104dB(A)) Excavator (SWL=106dB(A)) Flat Bed Lorry (SWL=102dB(A)) Generator (SWL=95dB(A)) Giken Piler and Power-pack (SWL=94dB(A)) Hydraulic breaker (SWL=110dB(A)) 	Works areas where required	N/A

Construction Noise Impact				
		<ul style="list-style-type: none"> • Hydraulic excavator (SWL=106dB(A)) • Lorry (SWL=102dB(A)) • Lorry with crane/ grab (SWL=94dB(A)) • Mini Piling Rig (SWL=112dB(A)) • Piling Rig (SWL=112dB(A)) • Poker, vibrator, hand-held (SWL=98dB(A)) • Road Roller (SWL=101dB(A)) • Rock Drill (SWL = 108dB(A)) • Roller (SWL = 101dB(A)) • Truck (SWL=103dB(A)) • Vibratory Hammer (SWL=118dB(A)) 		
		• Install temporary hoarding located on the site boundaries between noisy construction activities and NSRs.	All construction sites	√
		• Install movable noise barriers, acoustic mat or full enclosure, screen the noisy plants	All construction sites	√
		• Sequencing operation of construction plants where practicable.	All construction sites	√
		• Particularly noisy construction activities will be scheduled to avoid school examination period as far as practicable.	Works areas near the Carmel Secondary School	√

Construction Air Quality Impact				
S7.6.5 (TAW-HUH) , S7.6.6 (HHS), S5.50, 5.51 &5.57 (MKK-HUH)	Minimize dust impact at nearby sensitive receivers	<ul style="list-style-type: none"> Watering once per hour on exposed worksites and haul road should be conducted to achieve dust removal efficiencies of 91.7%. 	All construction sites	V
		<ul style="list-style-type: none"> Any excavated or stockpile of dusty material should be covered entirely by impervious sheeting or sprayed with water to maintain the entire surface wet. 	All construction sites	V
		<ul style="list-style-type: none"> Any dusty materials remaining after a stockpile is removed should be wetted with water and cleared from the surface of roads 	All construction sites	V
		<ul style="list-style-type: none"> A stockpile of dusty material should not be extended beyond the pedestrian barriers, fencing or traffic cones. 	All construction sites	V
		<ul style="list-style-type: none"> The load of dusty materials on a vehicle leaving a construction site should be covered entirely by impervious sheeting to ensure that the dusty materials do not leak from the vehicle 	All construction sites	N/A
		<ul style="list-style-type: none"> Vehicle washing facilities with high pressure water jet should be provided at every discernible or designated vehicle exit point. 	All construction sites	V
		<ul style="list-style-type: none"> The area where vehicle washing takes place and the road section between the washing facilities and the exit point should be paved with concrete, bituminous materials or hardcores. 	All construction sites	V
		<ul style="list-style-type: none"> When there are open excavation and reinstatement works, hoarding of not less than 2.4m high should be provided. 	All construction sites	V
		<ul style="list-style-type: none"> The portion of any road leading only to construction site that is within 30m of a vehicle entrance or exit should be kept clear of dusty materials. 	All construction sites	V
		<ul style="list-style-type: none"> Surfaces where any pneumatic or power-driven drilling, cutting, polishing or other mechanical breaking operation takes place should be sprayed with water or a dust suppression chemical continuously. 	All construction sites	V
		<ul style="list-style-type: none"> Any area that involves demolition activities should be sprayed with water or a dust suppression chemical immediately prior to, during and immediately after the activities so as to maintain the entire surface wet. 	All construction sites	N/A
		<ul style="list-style-type: none"> Where a scaffolding is erected around the perimeter of a building under construction, effective dust screens, sheeting or netting should be provided to enclose the scaffolding from the ground floor level of the building. 	All construction sites	V

Construction Air Quality Impact				
		<ul style="list-style-type: none"> Any skip hoist for material transport should be totally enclosed by impervious sheeting. 	All construction sites	N/A
		<ul style="list-style-type: none"> Where possible, routing of vehicles and positioning of construction plant should be at the maximum possible distance from ASRs. 	All construction sites	N/A
/	Minimize dust impact at nearby sensitive receivers	<ul style="list-style-type: none"> Every stock of more than 20 bags of cement or dry pulverized fuel ash (PFA) should be covered entirely by impervious sheeting or placed in an area sheltered on the top and the 3 sides. 	All construction sites	V
		<ul style="list-style-type: none"> Cement or dry PFA delivered in bulk should be stored in a closed silo fitted with an audible high level alarm which is interlocked with the material filling line and no overfilling is allowed. 	All construction sites	N/A
		<ul style="list-style-type: none"> Loading, unloading, transfer, handling or storage of bulk cement or dry PFA should be carried out in a totally enclosed system or facility, and any vent or exhaust should be fitted with an effective fabric filter or equivalent air pollution control system. 	All construction sites	V
		<ul style="list-style-type: none"> Exposed earth should be properly treated by compaction, turfing, hydroseeding, vegetation planting or sealing with latex, vinyl, bitumen, shotcrete or other suitable surface stabiliser within six months after the last construction activity on the construction site. 	All construction sites	N/A
		<ul style="list-style-type: none"> Imposition of speed controls for vehicles on site haul roads. 	All construction sites	N/A
		<ul style="list-style-type: none"> Open burning shall be prohibited. 	All construction sites	V
/		Emission from Vehicles and Plants	<ul style="list-style-type: none"> All vehicles shall be shut down in intermittent use. 	All construction sites
	<ul style="list-style-type: none"> Only well-maintained plant should be operated on-site and plant should be serviced regularly to avoid emission of black smoke. 		All construction sites	V
	<ul style="list-style-type: none"> All diesel fuelled construction plant within the works areas shall be powered by ultra low sulphur diesel fuel (ULSD). 		All construction sites	V

Construction Water Quality Impact				
S10.7.1 (TAW-HUH) , S10.7.1 (HHS) & S8 (MKK-HUH)	To minimize construction water quality impactt	<ul style="list-style-type: none"> Construction Site Drainage should be implemented to control site run-off and drainage as well as any site effluents generated from the works areas, and to prevent run-off and construction wastes from entering nearby water environment. 	Site drainage system	V
		<ul style="list-style-type: none"> Surface run-off from construction sites should be discharged into storm drains via adequately designed sand/silt removal facilities such as sand traps, silt traps and sedimentation basins. 	Site drainage system	V
		<ul style="list-style-type: none"> Channels or earth bunds or sand bag barriers should be provided on site to properly direct stormwater to such silt removal facilities. 	All works area	V
		<ul style="list-style-type: none"> Perimeter channels at site boundaries should be provided on site boundaries where necessary to intercept storm run-off from outside the site so that it will not wash across the site. 	All works area	V
		<ul style="list-style-type: none"> Silt removal facilities, channels and manholes should be maintained and the deposited silt and grit should be removed regularly. 	All construction sites	V
		<ul style="list-style-type: none"> Construction works should be programmed to minimize soil excavation works in rainy seasons. 	All construction sites	N/A
		<ul style="list-style-type: none"> Temporary exposed slope surfaces should be covered e.g. by tarpaulin, and temporary access roads should be protected by crushed stone or gravel, as excavation proceeds. 	All construction sites	V
		<ul style="list-style-type: none"> Earthworks final surfaces should be well compacted and the subsequent permanent work or surface protection should be carried out immediately after the final surfaces are formed to prevent erosion caused by rainstorms. 	All construction sites	N/A
		<ul style="list-style-type: none"> Open stockpiles of construction materials (e.g. aggregates, sand and fill material) on sites should be covered with tarpaulin or similar fabric during rainstorms. 	All construction sites	V
		<ul style="list-style-type: none"> Measures should be taken to minimize the ingress of rainwater into trenches. If excavation of trenches in wet seasons is necessary, they should be dug and backfilled in short sections. Rainwater pumped out from trenches or foundation excavations should be discharged into storm drains via silt removal facilities. 	All construction sites	V

Construction Water Quality Impact				
		<ul style="list-style-type: none"> Manholes (including newly constructed ones) should always be adequately covered and temporarily sealed so as to prevent silt, construction materials or debris from getting into the drainage system, and to prevent storm run-off from getting into foul sewers. 	All construction sites	V
		<ul style="list-style-type: none"> Good site practices should be adopted to remove rubbish and litter from construction sites so as to prevent the rubbish and litter from spreading from the site area. 	All construction sites	V
		<ul style="list-style-type: none"> All vehicles and plant should be cleaned before they leave a construction site to minimize the deposition of earth, mud, debris on roads. 	All construction sites	V
		<ul style="list-style-type: none"> Bentonite slurries used in diaphragm wall construction should be reconditioned and used again wherever practicable. If the disposal of a certain residual quantity cannot be avoided, the used slurry should either be dewatered or mixed with inert fill material for disposal to a public filling area. 	All construction sites	V
		<ul style="list-style-type: none"> A cofferdam wall should be built as necessary to limit groundwater inflow to the excavation works areas. 	Excavation works areas	N/A
		<ul style="list-style-type: none"> Wastewater generated should not be discharged into the stormwater drainage system. 	All construction sites	V
		<ul style="list-style-type: none"> Acidic wastewater generated from acid cleaning, etching, pickling and similar activities should be neutralized to within the pH range of 6 to 10 before discharging into foul sewers. 	All construction sites	N/A
		<ul style="list-style-type: none"> Appropriate numbers of portable toilets shall be provided by a licensed contractor to serve the construction workers over the construction site. 	All construction sites	V
		<ul style="list-style-type: none"> The Contractor should apply for a discharge license under the WPCO through the Regional Office of EPD for groundwater recharge operation or discharge of treated groundwater. 	All construction sites where practicable	N/A
		<ul style="list-style-type: none"> Appropriate measures will be deployed to minimize the intrusion of groundwater into excavation works areas. 	All construction sites	N/A
		<ul style="list-style-type: none"> Measures should be put in place in order to mitigate any drawdown effects to the groundwater table during the operation of the temporary dewatering works. 	All construction sites	N/A

Waste Management				
S11.5.1 (TAW-HUH), S11.5.1(HHS) & S9 (MKK-HUH)	Good site practice to minimize the generation and impact of the waste.	<ul style="list-style-type: none"> Maintain temporary stockpiles and reuse excavated fill material for backfilling and reinstatement. 	All construction sites	N/A
		<ul style="list-style-type: none"> Sorting of demolition debris and excavated materials from demolition works to recover reusable/ recyclable portions. 	All construction sites	V
		<ul style="list-style-type: none"> Segregation and storage of different types of waste in different containers, skips or stockpiles to enhance reuse or recycling of materials and their proper disposal. 	All construction sites	V
		<ul style="list-style-type: none"> Proper storage and site practices to minimize the potential for damage or contamination of construction materials. 	All construction sites	@
		<ul style="list-style-type: none"> Plan and stock construction materials carefully to minimize amount of waste generated and avoid unnecessary generation of waste. 	All construction sites	N/A
		<ul style="list-style-type: none"> Waste, such as soil, should be handled and stored well to ensure secure containment, thus minimizing the potential of pollution. 	All construction sites	V
		<ul style="list-style-type: none"> Maintain and clean storage areas routinely. 	All construction sites	V
		<ul style="list-style-type: none"> Stockpiling area should be provided with covers and water spraying system to prevent materials from wind-blown or being washed away. 	All construction sites	V
		<ul style="list-style-type: none"> Waste should be removed in timely manner. 	All construction sites	@
		<ul style="list-style-type: none"> Waste collectors should only collect wastes prescribed by their permits. 	All construction sites	V
		<ul style="list-style-type: none"> Waste should be disposed of at licensed waste disposal facilities. 	All construction sites	V
		<ul style="list-style-type: none"> Implement a trip-ticket system for each works contract to ensure that the disposal of C&D materials are properly documented and verified. 	All construction sites	V
		<ul style="list-style-type: none"> Containers used for the storage of chemical wastes should be suitable for the substance they are holding, resistant to corrosion, maintained in a good condition, and securely closed. 	All construction sites	V
		<ul style="list-style-type: none"> The storage area for chemical wastes should be clearly labelled and used solely for the storage of chemical waste; enclosed on at least 3 sides. 	All construction sites	V
		<ul style="list-style-type: none"> The Contractor should register as a chemical waste producer if chemical wastes would be generated. 	All construction sites	V
<ul style="list-style-type: none"> Disposal of chemical waste should be via a licensed waste collector. 	All construction sites	V		

Waste Management				
		<ul style="list-style-type: none"> Stockpiling of contaminated sediments should be avoided as far as possible. 	All construction sites	N/A
		<ul style="list-style-type: none"> All storage of asbestos waste should be carried out properly in a secure place isolated from other substances so as to prevent any possible release of asbestos fibres into the atmosphere and contamination of other substances. The storage area should bear warning panels to alert people of the presence of asbestos waste. Collection, transportation and disposal of asbestos waste should follow the trip-ticket system. Licensed asbestos waste collectors should be appointed to collect the asbestos waste and deliver to the designated landfill for disposal. 	All construction sites	N/A

Contaminated Land				
S10.24– 10.34 (MKK-HUH)	To act as a general precautionary measure to screen soils for the presence of contamination during construction.	<ul style="list-style-type: none"> Precautionary measures such as visual inspection are recommended to be undertaken during construction activities that disturb soil. 	Within Project Boundary where signs of contamination is identified	N/A
		<ul style="list-style-type: none"> If soil discolouration or the presence of oil/unnatural odour is noted during visual inspection, sampling and testing should also be undertaken to verify the presence of contamination. 		N/A
	To remediate contaminated soil	<ul style="list-style-type: none"> If land contamination is identified, CAR and RAP detailing the proposed remediation works should be prepared. RR should then be prepared and submitted to EPD to demonstrate that the decontamination work is adequate and has been carried out in accordance with the endorsed CAR and RAP. 		N/A

Legend: V = implemented;
 x = not implemented;
 @ = partially implemented;
 N/A = not applicable

APPENDIX D

Summary of Action and Limit Levels

Appendix D – Summary of Action and Limit Levels**Table 1 Action and Limit Levels for 24-hour TSP**

ID	Location	Action Level	Limit Level
AM1	No. 234 – 238 Chatham Road North	183.9 $\mu\text{g}/\text{m}^3$	260.0 $\mu\text{g}/\text{m}^3$

Table 2 Action and Limit Levels for Regular Construction Noise (0700 – 1900 hrs of normal weekdays)

ID	Location	Action Level	Limit Level
NM1	Carmel Secondary School (South Block)	When one documented complaint, related to 0700 – 1900 hours on normal weekdays, is received from any one of the sensitive receivers.	65 / 70 dB(A) ⁽¹⁾
NM2	No. 234 – 238 Chatham Road North		75 dB(A)

Note:

(1) Daytime noise Limit Level of 70dB(A) applies to education institutions while 65dB(A) applies during school examination period.

Table 3 Action and Limit Levels for Continuous Noise

ID	Location	Action/Limit Level
NM1	Carmel Secondary School (South Block)	68 dB(A) ⁽¹⁾
NM2	No. 234-238 Chatham Road North	77 dB(A)

Note:

(1) Action/Limit level will only be applicable during the examination period.

APPENDIX E

Calibration Certificates of Equipments

AECOM Asia Company Limited

TSP High Volume Sampler

Field Calibration Report

Station 234 - 238 Chatham Road North; SCL - DMS - 11 Operator: Shum Kam Yuen
 Cal. Date: 24-Feb-16 Next Due Date: 24-Apr-16
 Equipment No.: --- Serial No. 8259

Ambient Condition			
Temperature, Ta (K)	288	Pressure, Pa (mmHg)	769.4

Orifice Transfer Standard Information					
Serial No:	988	Slope, mc	1.97831	Intercept, bc	0.01264
Last Calibration Date:	29-May-15	$mc \times Qstd + bc = [H \times (Pa/760) \times (298/Ta)]^{1/2}$			
Next Calibration Date:	29-May-16				

Calibration of TSP Sampler					
Resistance Plate No.	Orifice			HVS Flow Recorder	
	DH (orifice), in. of water	[DH x (Pa/760) x (298/Ta)] ^{1/2}	Qstd (m ³ /min) X-axis	Flow Recorder Reading (CFM)	Continuous Flow Recorder Reading IC (CFM) Y-axis
18	7.1	2.73	1.37	42.0	42.99
13	5.8	2.46	1.24	35.0	35.82
10	4.8	2.24	1.13	30.0	30.70
7	3.8	2.00	1.00	24.0	24.56
5	3.0	1.77	0.89	18.0	18.42

By Linear Regression of Y on X
 Slope, mw = 50.2338 Intercept, bw = -26.0693
 Correlation Coefficient* = 0.9992
 *If Correlation Coefficient < 0.990, check and recalibrate.

Set Point Calculation

From the TSP Field Calibration Curve, take Qstd = 1.30m³/min
 From the Regression Equation, the "Y" value according to

$$mw \times Qstd + bw = IC \times [(Pa/760) \times (298/Ta)]^{1/2}$$

Therefore, Set Point; IC = (mw x Qstd + bw) x [(760 / Pa) x (Ta / 298)]^{1/2} = 38.33

Remarks: _____

QC Reviewer: NS CHAN Signature: [Signature] Date: 24/02/16



TISCH ENVIRONMENTAL, INC.
 145 SOUTH MIAMI AVE
 VILLAGE OF CLEVELS, OH
 45002
 513.467.9000
 877.263.7610 TOLL FREE
 513.467.9009 FAX

ORIFICE TRANSFER STANDARD CERTIFICATION WORKSHEET TE-5025A

Date - May 29, 2015 Rootsmeter S/N 0438320 Ta (K) - 297
 Operator Tisch Orifice I.D. - 0988 Pa (mm) - 755.65

PLATE OR Run #	VOLUME START (m3)	VOLUME STOP (m3)	DIFF VOLUME (m3)	DIFF TIME (min)	METER DIFF Hg (mm)	ORFICE DIFF H2O (in.)
1	NA	NA	1.00	1.3980	3.2	2.00
2	NA	NA	1.00	0.9910	6.3	4.00
3	NA	NA	1.00	0.8790	7.8	5.00
4	NA	NA	1.00	0.8380	8.6	5.50
5	NA	NA	1.00	0.6890	12.6	8.00

DATA TABULATION

Vstd	(x axis) Qstd	(y axis)	Va	(x axis) Qa	(y axis)
0.9934	0.7106	1.4125	0.9957	0.7123	0.8866
0.9893	0.9983	1.9976	0.9917	1.0007	1.2539
0.9872	1.1231	2.2334	0.9896	1.1258	1.4019
0.9862	1.1769	2.3424	0.9886	1.1797	1.4703
0.9809	1.4237	2.8251	0.9833	1.4271	1.7732
Qstd slope (m) = 1.97831			Qa slope (m) = 1.23878		
intercept (b) = 0.01264			intercept (b) = 0.00793		
coefficient (r) = 0.99985			coefficient (r) = 0.99985		
y axis = SQRT[H2O(Pa/760) (298/Ta)]			y axis = SQRT[H2O(Ta/Pa)]		

CALCULATIONS

Vstd = Diff. Vol [(Pa-Diff. Hg)/760] (298/Ta)
 Qstd = Vstd/Time

Va = Diff Vol [(Pa-Diff Hg)/Pa]
 Qa = Va/Time

For subsequent flow rate calculations:

Qstd = 1/m{ [SQRT(H2O(Pa/760) (298/Ta))] - b}
 Qa = 1/m{ [SQRT H2O(Ta/Pa)] - b}



CERTIFICATE OF CALIBRATION

Certificate No.: 15CA0703 02-02 Page 1 of 2

Item tested

Description:	Sound Level Meter (Type 1)	,	Microphone
Manufacturer:	B & K	,	B & K
Type/Model No.:	2238	,	4188
Serial/Equipment No.:	2800927	,	2791214
Adaptors used:	-	,	-

Item submitted by

N-009 06
Customer Name: AECOM ASIA CO., LTD.
Address of Customer: -
Request No.: -
Date of receipt: 03-Jul-2015

Date of test: 04-Jul-2015

Reference equipment used in the calibration

Description:	Model:	Serial No.	Expiry Date:	Traceable to:
Multi function sound calibrator	B&K 4226	2288444	19-Jun-2016	CIGISMEC
Signal generator	DS 360	33873	16-Apr-2016	CEPREI
Signal generator	DS 360	61227	16-Apr-2016	CEPREI

Ambient conditions

Temperature: 21 ± 1 °C
Relative humidity: 60 ± 10 %
Air pressure: 1000 ± 5 hPa

Test specifications

- 1, The Sound Level Meter has been calibrated in accordance with the requirements as specified in BS 7580: Part 1: 1997 and the lab calibration procedure SMTP004-CA-152.
- 2, The electrical tests were performed using an electrical signal substituted for the microphone which was removed and replaced by an equivalent capacitance within a tolerance of ±20%.
- 3, The acoustic calibration was performed using an B&K 4226 sound calibrator and corrections was applied for the difference between the free-field and pressure responsiveness of the Sound Level Meter.

Test results

This is to certify that the Sound Level Meter conforms to BS 7580: Part 1: 1997 for the conditions under which the test was performed.

Details of the performed measurements are presented on page 2 of this certificate.

Actual Measurement data are documented on worksheets.

Approved Signatory:

Date: 06-Jul-2015

Company Chop:



Comments: The results reported in this certificate refer to the condition of the instrument on the date of calibration and carry no implication regarding the long-term stability of the instrument.



CERTIFICATE OF CALIBRATION

(Continuation Page)

Certificate No.: 15CA0703 02-02 Page 2 of 2

1, Electrical Tests

The electrical tests were performed using an equivalent capacitance substituted for the microphone. The results are given in below with test status and the estimated uncertainties. The "Pass" means the result of the test is inside the tolerances stated in the test specifications. The "-" means the result of test is outside these tolerances.

Test:	Subtest:	Status:	Expanded Uncertainty (dB)	Coverage Factor
Self-generated noise	A	Pass	0.3	2.1
	C	Pass	1.0	
	Lin	Pass	2.0	
Linearity range for Leq	At reference range, Step 5 dB at 4 kHz	Pass	0.3	2.2
	Reference SPL on all other ranges	Pass	0.3	
	2 dB below upper limit of each range	Pass	0.3	
	2 dB above lower limit of each range	Pass	0.3	
	At reference range, Step 5 dB at 4 kHz	Pass	0.3	
Linearity range for SPL	A	Pass	0.3	
	C	Pass	0.3	
	Lin	Pass	0.3	
Time weightings	Single Burst Fast	Pass	0.3	
	Single Burst Slow	Pass	0.3	
Peak response	Single 100µs rectangular pulse	Pass	0.3	
	R.M.S. accuracy	Crest factor of 3	Pass	
Time weighting I	Single burst 5 ms at 2000 Hz	Pass	0.3	
	Repeated at frequency of 100 Hz	Pass	0.3	
	1 ms burst duty factor 1/10 ³ at 4kHz	Pass	0.3	
Time averaging	1 ms burst duty factor 1/10 ⁴ at 4kHz	Pass	0.3	
	1 ms burst duty factor 1/10 ⁴ at 4kHz	Pass	0.3	
Pulse range	Single burst 10 ms at 4 kHz	Pass	0.4	
Sound exposure level	Single burst 10 ms at 4 kHz	Pass	0.4	
Overload indication	SPL	Pass	0.3	
	Leq	Pass	0.4	

2, Acoustic tests

The complete sound level meter was calibrated on the reference range using a B&K 4226 acoustic calibrator with 1000Hz and SPL 94 dB. The sensitivity of the sound level meter was adjusted. The test result at 125 Hz and 8000 Hz are given in below with test status and the estimated uncertainties.

Test:	Subtest	Status	Expanded Uncertainty (dB)	Coverage Factor
Acoustic response	Weighting A at 125 Hz	Pass	0.3	
	Weighting A at 8000 Hz	Pass	0.5	

3, Response to associated sound calibrator

N/A

The expanded uncertainties have been calculated in accordance with the ISO Publication "Guide to the expression of uncertainty in measurement", and gives an interval estimated to have a level of confidence of 95%. A coverage factor of 2 is assumed unless explicitly stated.

- End -

Calibrated by:

Date: 04-Jul-2015

Fung Chi Yip

Checked by:

Date: 06-Jul-2015

Lam Tze Wai

The standard(s) and equipment used in the calibration are traceable to national or international recognised standards and are calibrated on a schedule to maintain the required accuracy level.



CERTIFICATE OF CALIBRATION

Certificate No.: 15CA0703 02-01 Page 1 of 2

Item tested

Description:	Sound Level Meter (Type 1)	,	Microphone
Manufacturer:	B & K	,	B & K
Type/Model No.:	2238	,	4188
Serial/Equipment No.:	2800930	,	2250455
Adaptors used:	-	,	-

Item submitted by

Customer Name: AECOM ASIA CO., LTD. *N:009.07*
Address of Customer: -
Request No.: -
Date of receipt: 03-Jul-2015

Date of test: 04-Jul-2015

Reference equipment used in the calibration

Description:	Model:	Serial No.	Expiry Date:	Traceable to:
Multi function sound calibrator	B&K 4226	2288444	19-Jun-2016	CIGISMEC
Signal generator	DS 360	33873	16-Apr-2016	CEPREI
Signal generator	DS 360	61227	16-Apr-2016	CEPREI

Ambient conditions

Temperature: 21 ± 1 °C
Relative humidity: 60 ± 10 %
Air pressure: 1000 ± 5 hPa

Test specifications

- 1, The Sound Level Meter has been calibrated in accordance with the requirements as specified in BS 7580: Part 1: 1997 and the lab calibration procedure SMTP004-CA-152.
- 2, The electrical tests were performed using an electrical signal substituted for the microphone which was removed and replaced by an equivalent capacitance within a tolerance of $\pm 20\%$.
- 3, The acoustic calibration was performed using an B&K 4226 sound calibrator and corrections was applied for the difference between the free-field and pressure responses of the Sound Level Meter.


Test results

This is to certify that the Sound Level Meter conforms to BS 7580: Part 1: 1997 for the conditions under which the test was performed.

Details of the performed measurements are presented on page 2 of this certificate.

Actual Measurement data are documented on worksheets.

Approved Signatory:


Huang Jian Min/Feng Jun Qi

Date: 06-Jul-2015

Company Chop:



Comments: The results reported in this certificate refer to the condition of the instrument on the date of calibration and carry no implication regarding the long-term stability of the instrument.



CERTIFICATE OF CALIBRATION

(Continuation Page)

Certificate No.: 15CA0703 02-01 Page 2 of 2

1, Electrical Tests

The electrical tests were performed using an equivalent capacitance substituted for the microphone. The results are given in below with test status and the estimated uncertainties. The "Pass" means the result of the test is inside the tolerances stated in the test specifications. The "-" means the result of test is outside these tolerances.

Test:	Subtest:	Status:	Expanded Uncertainty (dB)	Coverage Factor
Self-generated noise	A	Pass	0.3	
	C	Pass	1.0	2.1
	Lin	Pass	2.0	2.2
Linearity range for Leq	At reference range, Step 5 dB at 4 kHz	Pass	0.3	
	Reference SPL on all other ranges	Pass	0.3	
	2 dB below upper limit of each range	Pass	0.3	
	2 dB above lower limit of each range	Pass	0.3	
Linearity range for SPL	At reference range, Step 5 dB at 4 kHz	Pass	0.3	
	Frequency weightings			
Time weightings	A	Pass	0.3	
	C	Pass	0.3	
	Lin	Pass	0.3	
Peak response	Single Burst Fast	Pass	0.3	
	Single Burst Slow	Pass	0.3	
R.M.S. accuracy	Single 100µs rectangular pulse	Pass	0.3	
Time weighting I	Crest factor of 3	Pass	0.3	
	Single burst 5 ms at 2000 Hz	Pass	0.3	
Time averaging	Repeated at frequency of 100 Hz	Pass	0.3	
	1 ms burst duty factor 1/10 ³ at 4kHz	Pass	0.3	
Pulse range	1 ms burst duty factor 1/10 ⁴ at 4kHz	Pass	0.3	
	Single burst 10 ms at 4 kHz	Pass	0.4	
Sound exposure level	Single burst 10 ms at 4 kHz	Pass	0.4	
Overload indication	SPL	Pass	0.3	
	Leq	Pass	0.4	

2, Acoustic tests

The complete sound level meter was calibrated on the reference range using a B&K 4226 acoustic calibrator with 1000Hz and SPL 94 dB. The sensitivity of the sound level meter was adjusted. The test result at 125 Hz and 8000 Hz are given in below with test status and the estimated uncertainties.

Test:	Subtest	Status	Expanded Uncertainty (dB)	Coverage Factor
Acoustic response	Weighting A at 125 Hz	Pass	0.3	
	Weighting A at 8000 Hz	Pass	0.5	

3, Response to associated sound calibrator

N/A

The expanded uncertainties have been calculated in accordance with the ISO Publication "Guide to the expression of uncertainty in measurement", and gives an interval estimated to have a level of confidence of 95%. A coverage factor of 2 is assumed unless explicitly stated.

- End -

Calibrated by:

Fung Chi Yip
Date: 04-Jul-2015

Checked by:

Lam Tze Wai
Date: 06-Jul-2015

The standard(s) and equipment used in the calibration are traceable to national or international recognised standards and are calibrated on a schedule to maintain the required accuracy level.



CERTIFICATE OF CALIBRATION

Certificate No.: 15CA0422 02

Page: 1 of 2

Item tested

Description: Acoustical Calibrator (Class 1)
Manufacturer: Rion Co., Ltd.
Type/Model No.: NC-74
Serial/Equipment No.: 34246490
Adaptors used: Yes (N-004.10)

Item submitted by

Customer: AECOM ASIA CO., LTD.
Address of Customer: -
Request No.: -
Date of receipt: 22-Apr-2015

Date of test: 28-Apr-2015

Reference equipment used in the calibration

Description:	Model:	Serial No.	Expiry Date:	Traceable to:
Lab standard microphone	B&K 4180	2341427	15-Apr-2016	SCL
Preamplifier	B&K 2673	2239857	22-Apr-2016	CEPREI
Measuring amplifier	B&K 2610	2346941	22-Apr-2016	CEPREI
Signal generator	DS 360	61227	16-Apr-2016	CEPREI
Digital multi-meter	34401A	US36087050	17-Apr-2016	CEPREI
Audio analyzer	8903B	GB41300350	17-Apr-2016	CEPREI
Universal counter	53132A	MY40003662	16-Apr-2016	CEPREI

Ambient conditions

Temperature: 21 ± 1 °C
Relative humidity: 60 ± 10 %
Air pressure: 1005 ± 5 hPa

Test specifications

- The Sound Calibrator has been calibrated in accordance with the requirements as specified in IEC 60942 1997 Annex B and the lab calibration procedure SMTP004-CA-156.
- The calibrator was tested with its axis vertical facing downwards at the specific frequency using insert voltage technique.
- The results are rounded to the nearest 0.01 dB and 0.1 Hz and have not been corrected for variations from a reference pressure of 1013.25 hectoPascals as the maker's information indicates that the instrument is insensitive to pressure changes.

Test results

This is to certify that the sound calibrator conforms to the requirements of annex B of IEC 60942: 1997 for the conditions under which the test was performed. This does not imply that the sound calibrator meets IEC 60942 under any other conditions.

Details of the performed measurements are presented on page 2 of this certificate.

Approved Signatory:

Huang Jian Min/Feng Jun Qi

Date: 29-Apr-2015

Company Chop:



Comments: The results reported in this certificate refer to the condition of the instrument on the date of calibration and carry no implication regarding the long-term stability of the instrument.



CERTIFICATE OF CALIBRATION

(Continuation Page)

Certificate No.: 15CA0422 02

Page: 2 of 2

1, Measured Sound Pressure Level

The output Sound Pressure Level in the calibrator head was measured at the setting and frequency shown using a calibrated laboratory standard microphone and insert voltage technique. The results are given in below with the estimated uncertainties.

Frequency Shown Hz	Output Sound Pressure Level Setting dB	Measured Output Sound Pressure Level dB	(Output level in dB re 20 μ Pa)
			Estimated Expanded Uncertainty dB
1000	94.00	94.27	0.10

2, Sound Pressure Level Stability - Short Term Fluctuations

The Short Term Fluctuations was determined by measuring the maximum and minimum of the fast weighted DC output of the B&K 2610 measuring amplifier over a 20 second time interval as required in the standard. The Short Term Fluctuation was found to be:

At 1000 Hz **STF = 0.002 dB**

Estimated expanded uncertainty 0.005 dB

3, Actual Output Frequency

The determination of actual output frequency was made using a B&K 4180 microphone together with a B&K 2673 preamplifier connected to a B&K 2610 measuring amplifier. The AC output of the B&K 2610 was taken to an universal counter which was used to determine the frequency averaged over 20 second of operation as required by the standard. The actual output frequency at 1 KHz was:

At 1000 Hz **Actual Frequency = 1001.9 Hz**

Estimated expanded uncertainty 0.1 Hz Coverage factor k = 2.2

4, Total Noise and Distortion

For the Total Noise and Distortion measurement, the unfiltered AC output of the B&K 2610 measuring amplifier was connected to an Agilent Type 8903 B distortion analyser. The TND result at 1 KHz was:

At 1000 Hz **TND = 1.3 %**

Estimated expanded uncertainty 0.7 %

The expanded uncertainties have been calculated in accordance with the ISO Publication "Guide to the expression of uncertainty in measurement", and gives an interval estimated to have a level of confidence of 95%. A coverage factor of 2 is assumed unless explicitly stated.

- End -

Calibrated by:

Fung Chi Yip

Date: 28-Apr-2015

Checked by:

Lam Tze Wai

Date: 29-Apr-2015

The standard(s) and equipment used in the calibration are traceable to national or international recognised standards and are calibrated on a schedule to maintain the required accuracy level.

APPENDIX F

EM&A Monitoring Schedules

**Shatin to Central Link Contract 1111 - Hung Hom North Approach Tunnels
Impact Monitoring Schedule for March 2016**

Sunday	Monday	Tuesday	Wednesday	Thursday	Friday	Saturday
		1-Mar	2-Mar	3-Mar	4-Mar	5-Mar
		24-hour TSP (AM1)	Noise (NM1, NM2)			
6-Mar	7-Mar	8-Mar	9-Mar	10-Mar	11-Mar	12-Mar
	24-hour TSP (AM1)	Noise (NM1, NM2)				24-hour TSP (AM1)
13-Mar	14-Mar	15-Mar	16-Mar	17-Mar	18-Mar	19-Mar
		Noise (NM1, NM2)			24-hour TSP (AM1)	
20-Mar	21-Mar	22-Mar	23-Mar	24-Mar	25-Mar	26-Mar
		Noise (NM1, NM2)		24-hour TSP (AM1)		
27-Mar	28-Mar	29-Mar	30-Mar	31-Mar		
		Noise (NM1, NM2)	24-hour TSP (AM1)			

The schedule is subject to change due to unforeseeable circumstances (e.g. adverse weather, etc)

**Shatin to Central Link Contract 1111 - Hung Hom North Approach Tunnels
Tentative Impact Monitoring Schedule for April 2016**

Sunday	Monday	Tuesday	Wednesday	Thursday	Friday	Saturday
					1-Apr	2-Apr
3-Apr	4-Apr	5-Apr	6-Apr	7-Apr	8-Apr	9-Apr
		24-hour TSP (AM1)	Noise (NM1, NM2)			
10-Apr	11-Apr	12-Apr	13-Apr	14-Apr	15-Apr	16-Apr
	24-hour TSP (AM1)	Noise (NM1, NM2)				24-hour TSP (AM1)
17-Apr	18-Apr	19-Apr	20-Apr	21-Apr	22-Apr	23-Apr
		Noise (NM1, NM2)			24-hour TSP (AM1)	
24-Apr	25-Apr	26-Apr	27-Apr	28-Apr	29-Apr	30-Apr
				24-hour TSP (AM1)	Noise (NM1, NM2)	

The schedule is subject to change due to unforeseeable circumstances (e.g. adverse weather, etc)

**Shatin to Central Link Contract 1111 - Hung Hom North Approach Tunnels
Tentative Impact Monitoring Schedule for May 2016**

Sunday	Monday	Tuesday	Wednesday	Thursday	Friday	Saturday
1-May	2-May	3-May	4-May	5-May	6-May	7-May
			24-hour TSP (AM1)	Noise (NM1, NM2)		
8-May	9-May	10-May	11-May	12-May	13-May	14-May
		24-hour TSP (AM1)	Noise (NM1, NM2)		24-hour TSP (AM1)	
15-May	16-May	17-May	18-May	19-May	20-May	21-May
		Noise (NM1, NM2)		24-hour TSP (AM1)		
22-May	23-May	24-May	25-May	26-May	27-May	28-May
			24-hour TSP (AM1)	Noise (NM1, NM2)		
29-May	30-May	31-May				
		24-hour TSP (AM1)				

The schedule is subject to change due to unforeseeable circumstances (e.g. adverse weather, etc)

APPENDIX G

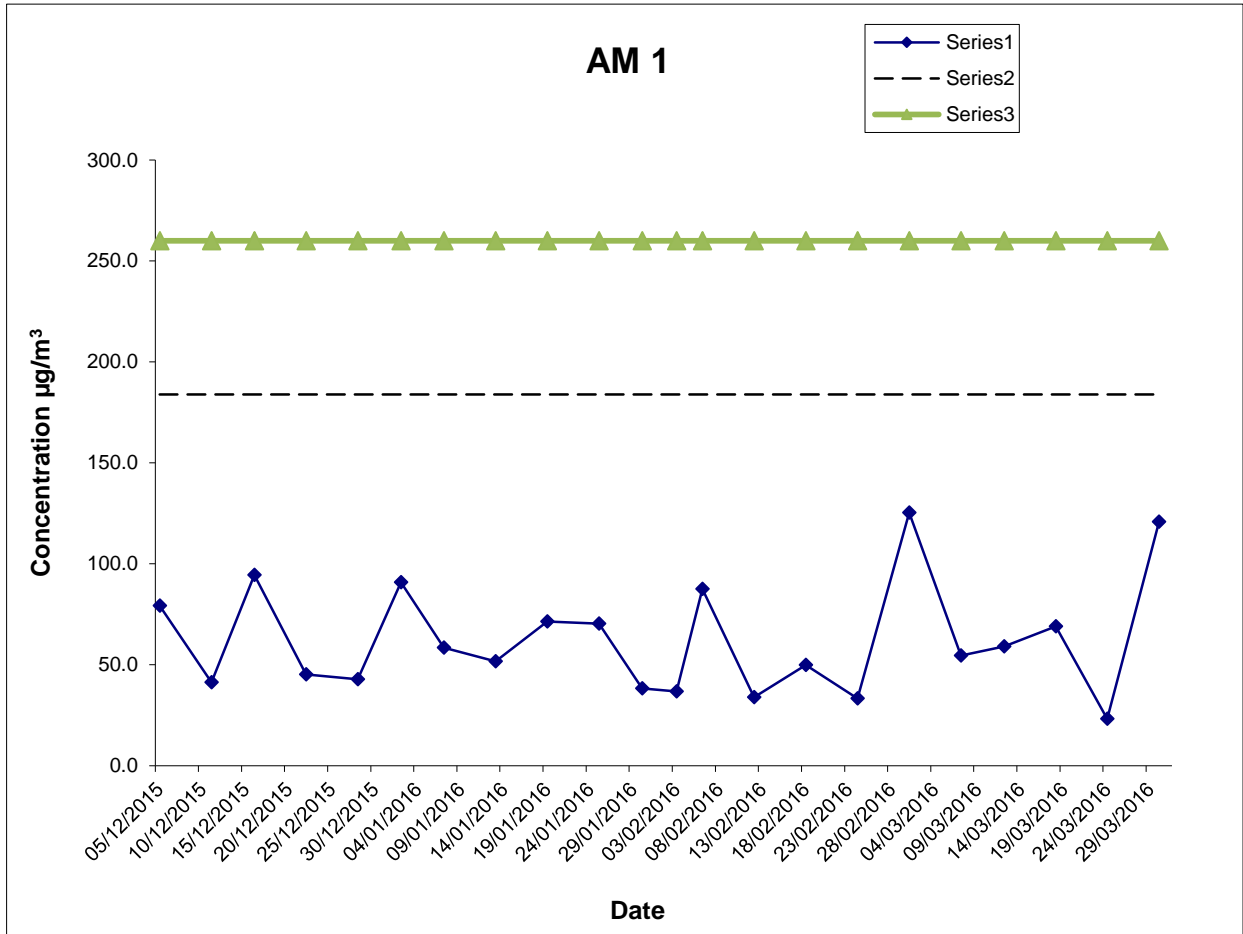
**Air Quality Monitoring Results and
their Graphical Presentations**


Appendix G – Extract of Meteorological Observations for King's Park Automatic Weather Station, March 2016
Air Quality Monitoring Results

24-hour TSP Monitoring Results at Station AM1 (No. 234 – 238 Chatham Road North)

Start		End		Weather	Air	Atmospheric	Flow Rate (m ³ /min.)		Av. flow	Total vol.	Filter Weight (g)		Particulate	Elapse Time		Sampling	Conc.
Date	Time	Date	Time	Condition	Temp. (°C)	Pressure (hPa)	Initial	Final	(m ³ /min)	(m ³)	Initial	Final	weight(g)	Initial	Final	Time(hrs.)	(µg/m ³)
1-Mar-16	0:00	2-Mar-16	0:00	Sunny	16.5	1024.7	1.31	1.31	1.31	1890.7	2.8301	3.0671	0.2370	11588.04	11612.04	24.00	125.3
7-Mar-16	0:00	8-Mar-16	0:00	Cloudy	19.7	1014.9	1.31	1.31	1.31	1890.7	2.8174	2.9207	0.1033	11612.04	11636.04	24.00	54.6
12-Mar-16	0:00	13-Mar-16	0:00	Fine	13.6	1017.7	1.31	1.31	1.31	1890.7	2.8224	2.9341	0.1117	11636.04	11660.04	24.00	59.1
18-Mar-16	0:00	19-Mar-16	0:00	Cloudy	19.5	1012.0	1.31	1.31	1.31	1890.7	2.8344	2.9649	0.1305	11660.04	11684.04	24.00	69.0
24-Mar-16	0:00	25-Mar-16	0:00	Cloudy	15.3	1020.2	1.31	1.31	1.31	1890.7	2.8993	2.9432	0.0439	11684.04	11708.04	24.00	23.2
30-Mar-16	0:00	31-Mar-16	0:00	Fine	20.0	1018.3	1.31	1.31	1.31	1890.7	2.8513	3.0797	0.2284	11708.04	11732.04	24.00	120.8
																Average	75.4
																Minimum	23.2
																Maximum	125.3

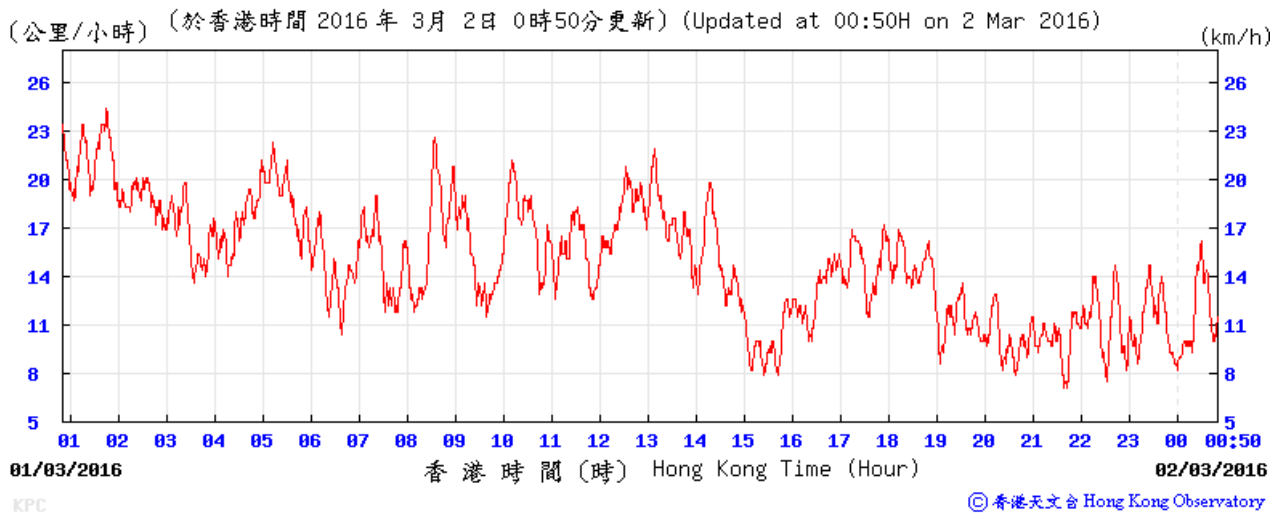
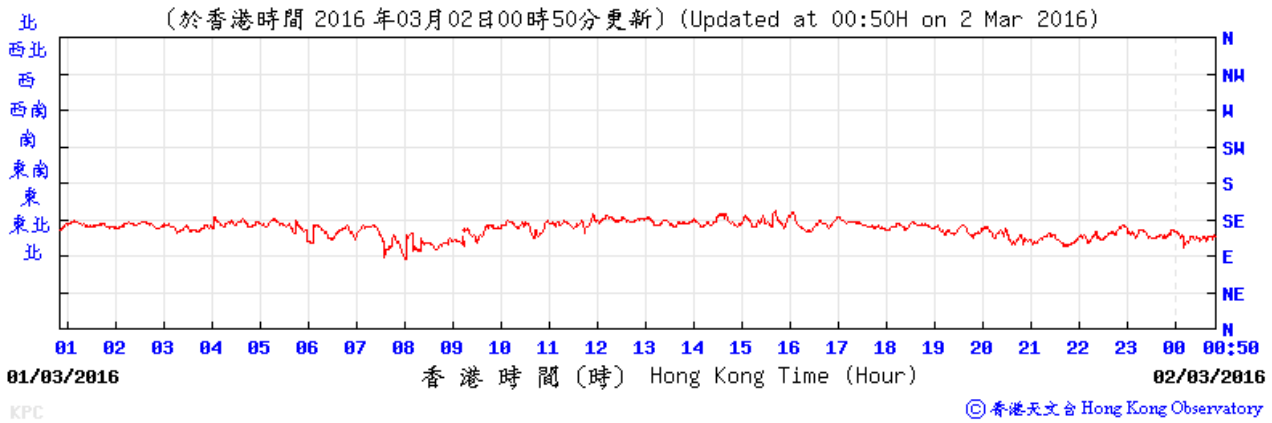
Appendix G – Extract of Meteorological Observations for King's Park Automatic Weat



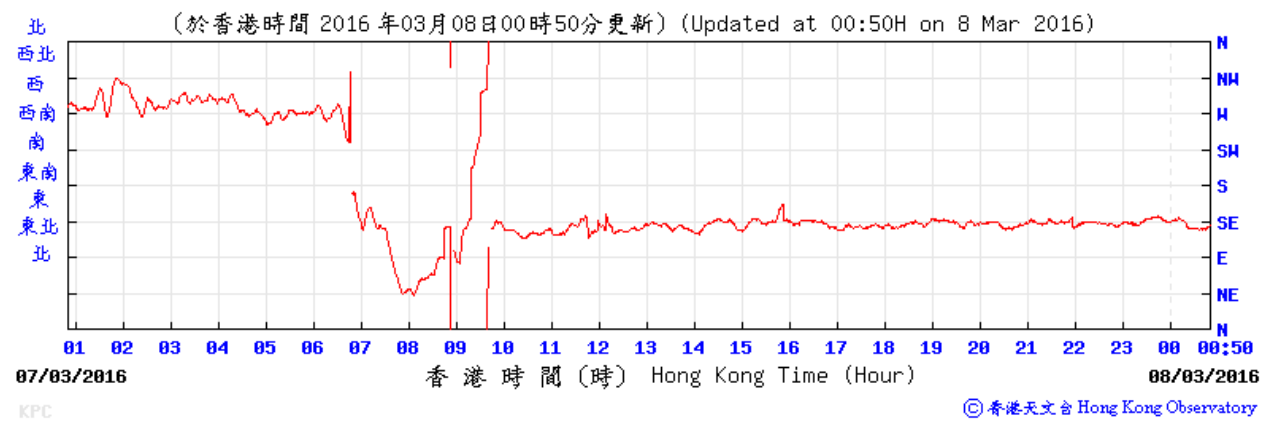
	<p>Shatin to Central Link Works Contract 1111- Hung Hom North Approach Tunnels</p>	SCALE	N.T.S.	DATE	Apr-16
	<p>Graphical Presentations of Impact 24-hour TSP Monitoring Results</p>	CHECK	TYUT	DRAWN	AZYD
		JOB NO.	60284101	APPENDIX No.	G

Appendix G – Extract of Meteorological Observations for King's Park Automatic Weather Station, March 2016

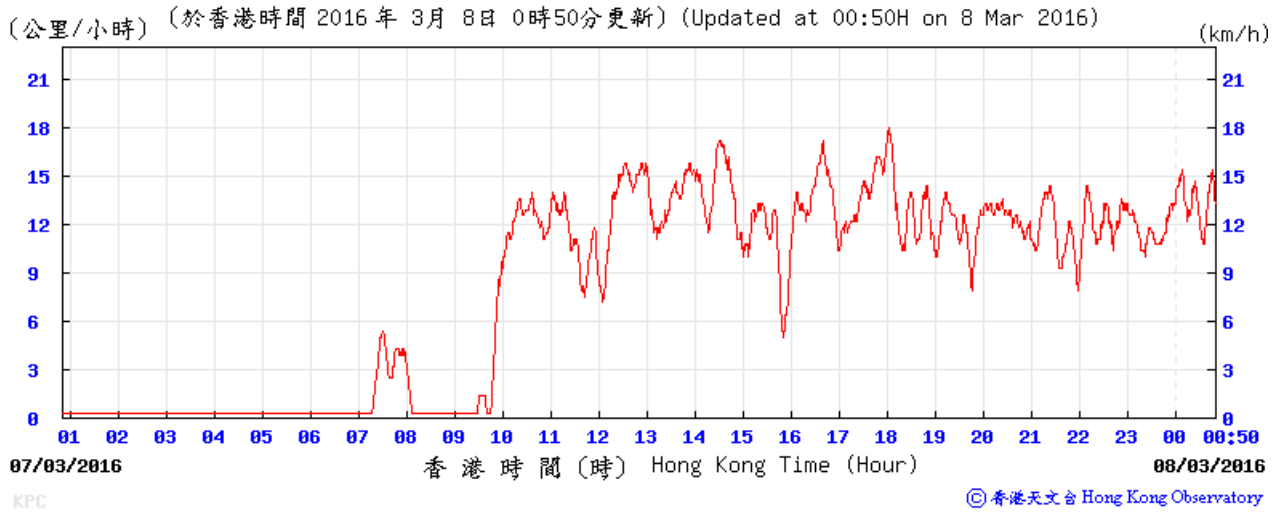
1-Mar-16



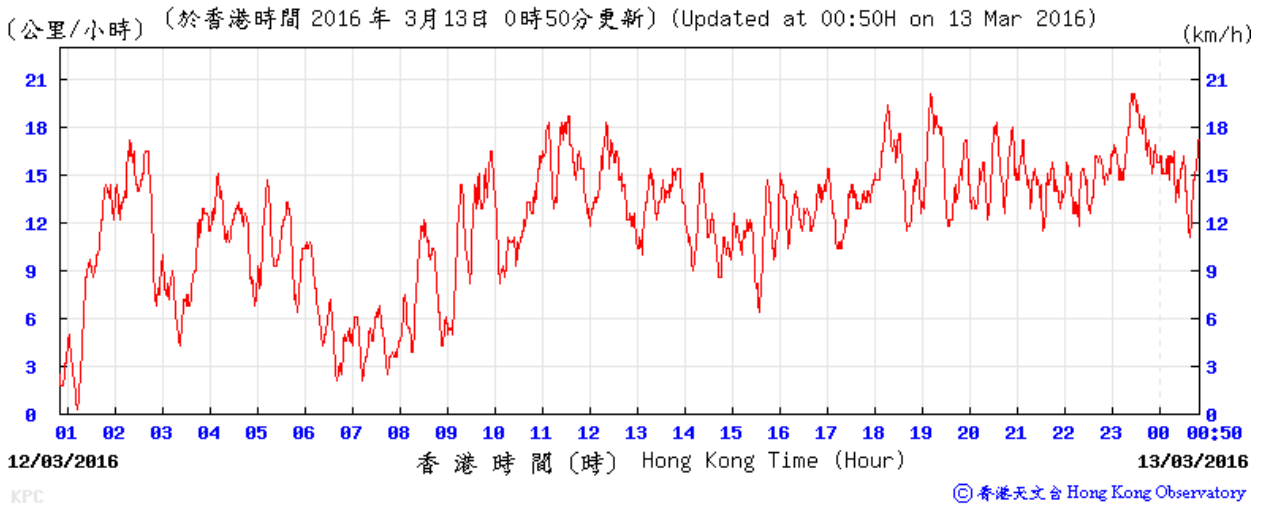
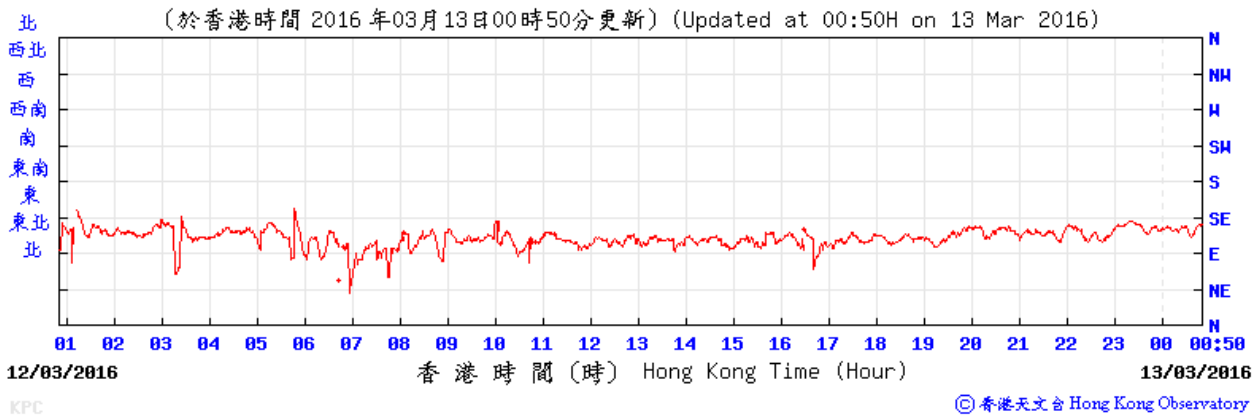
7-Mar-16



Appendix G – Extract of Meteorological Observations for King's Park Automatic Weather Station, March 2016

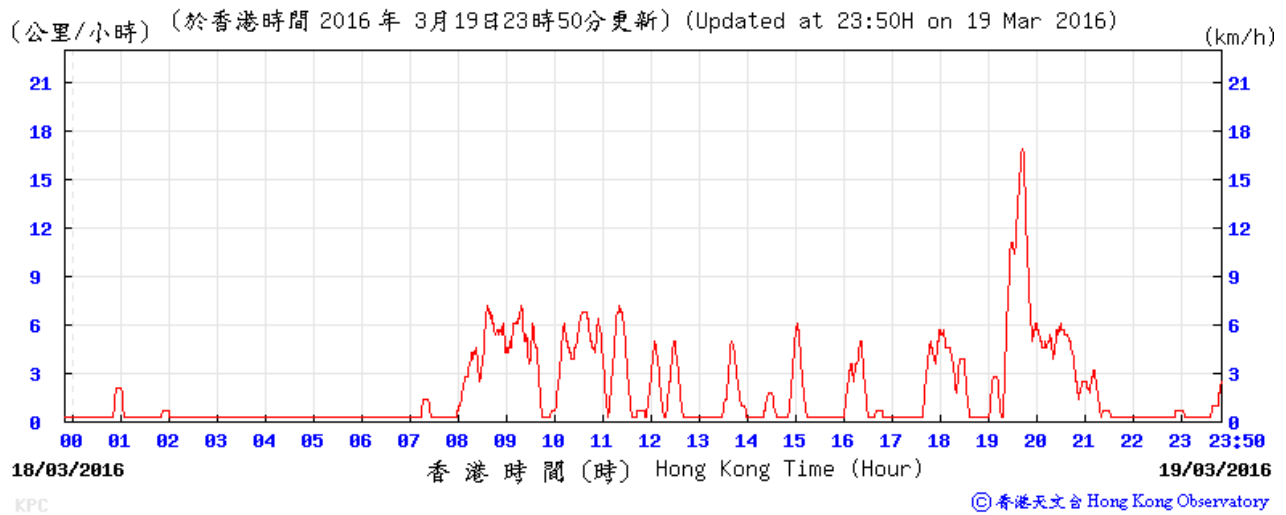
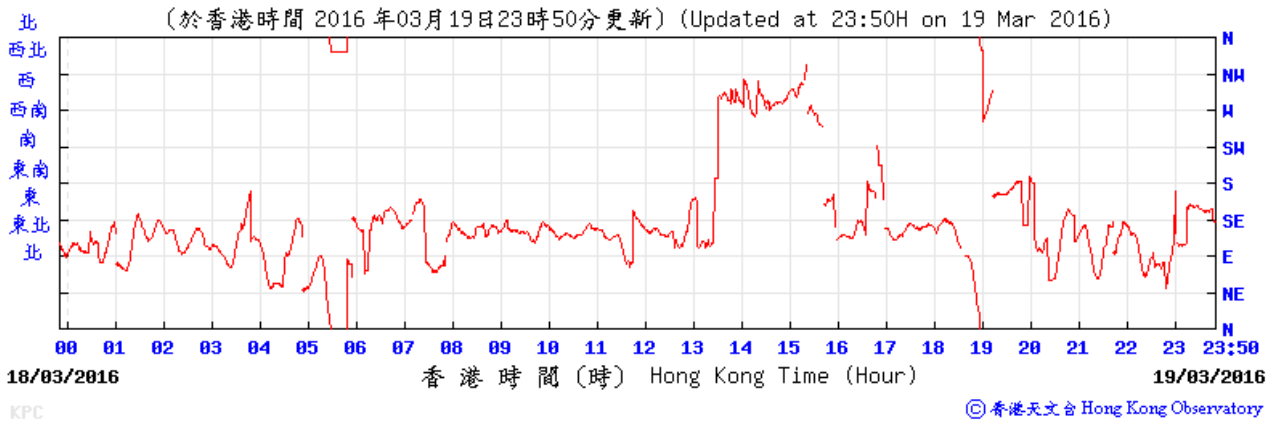


12-Mar-16

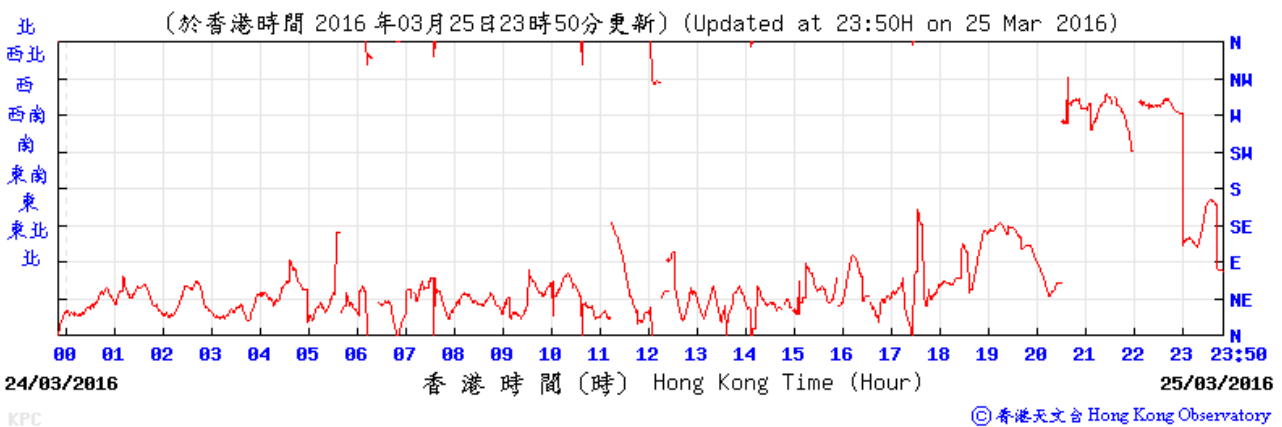


Appendix G – Extract of Meteorological Observations for King's Park Automatic Weather Station, March 2016

18-Mar-16

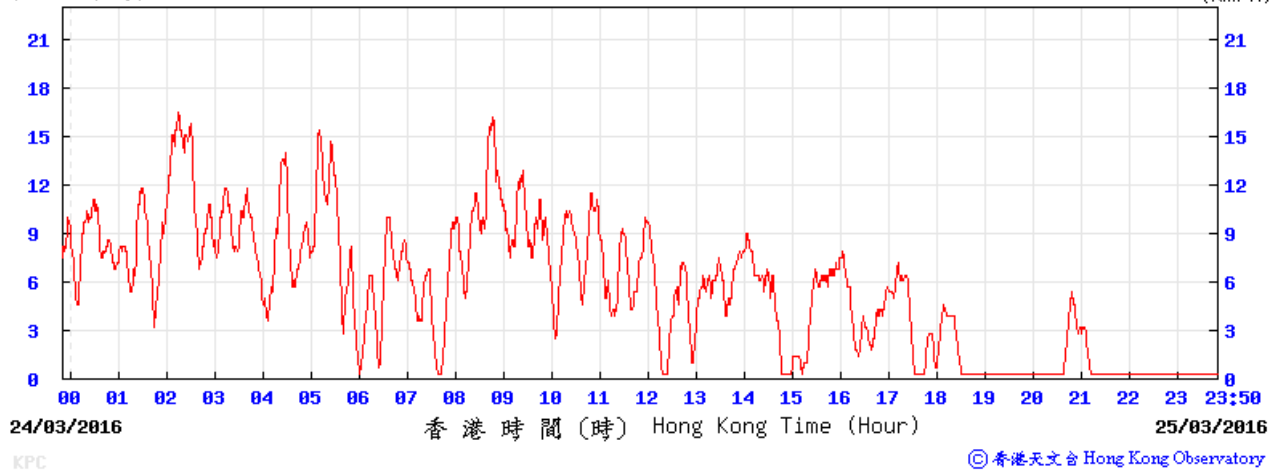


24-Mar-16



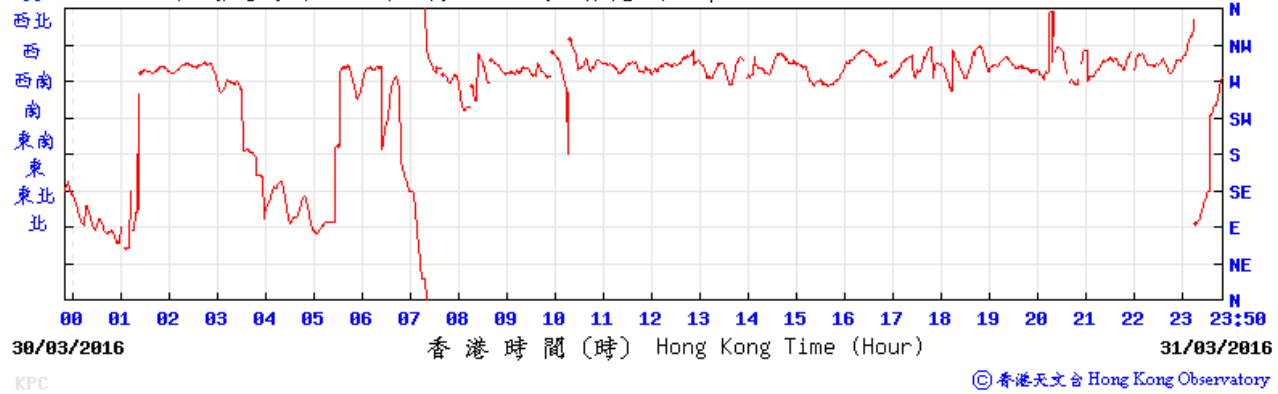
Appendix G – Extract of Meteorological Observations for King's Park Automatic Weather Station, March 2016

(公里/小時) (於香港時間 2016 年 3月25日23時50分更新) (Updated at 23:50H on 25 Mar 2016) (km/h)

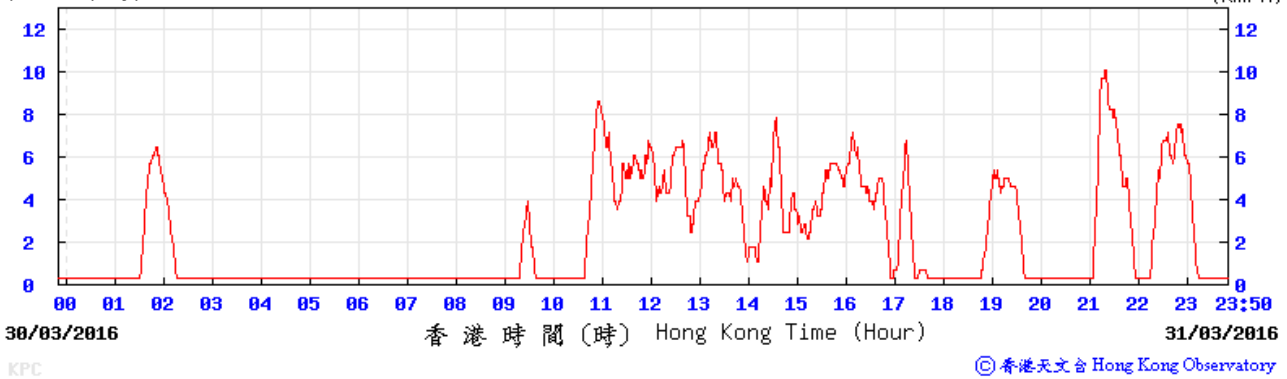


30-Mar-16

(於香港時間 2016 年03月31日23時50分更新) (Updated at 23:50H on 31 Mar 2016)



(公里/小時) (於香港時間 2016 年 3月31日23時50分更新) (Updated at 23:50H on 31 Mar 2016) (km/h)



APPENDIX H

**Noise Monitoring Results and
their Graphical Presentations**

Appendix H Regular Construction Noise Monitoring Results

Daytime Noise Monitoring Results at Station NM 1 (Carmel Secondary School (South Block))

Date	Weather Condition	Noise Level for 30-min, dB(A) ⁺				Baseline Corrected Level, dB(A)	Baseline Noise Level, dB(A)	Limit Level*, dB(A)	Exceedance (Y/N)
		Time	L90	L10	Leq				
2-Mar-16	Sunny	9:50	65.0	69.5	68.6	59.7	68.0	70	N
8-Mar-16	Fine	10:04	63.9	67.3	66.5	<Baseline	68.0	70	N
15-Mar-16	Fine	10:40	61.4	68.5	64.1	<Baseline	68.0	70	N
22-Mar-16	Cloudy	10:01	64.0	68.1	65.8	<Baseline	68.0	70	N
29-Mar-16	Sunny	10:07	63.3	68.2	66.0	<Baseline	68.0	70	N

Daytime Noise Monitoring Results at Station NM 2 (No. 234 – 238 Chatham Road North)

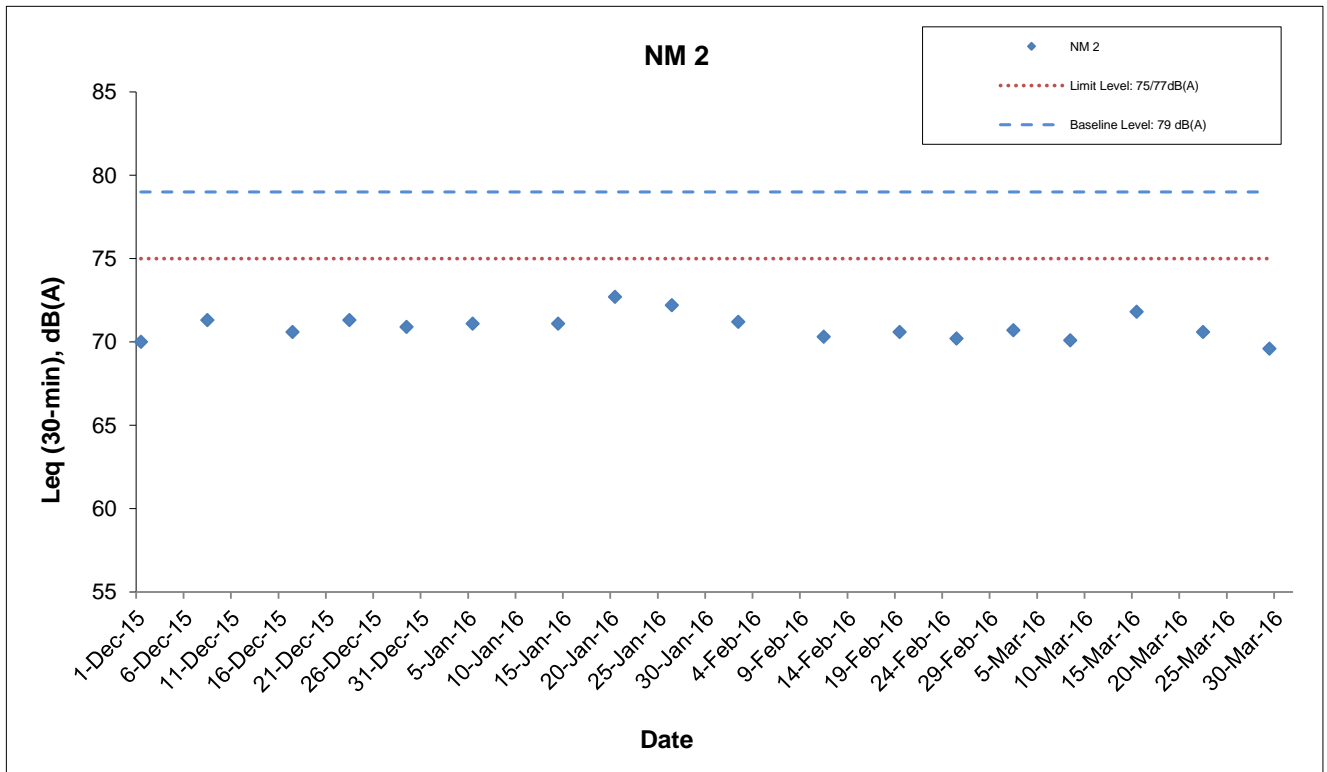
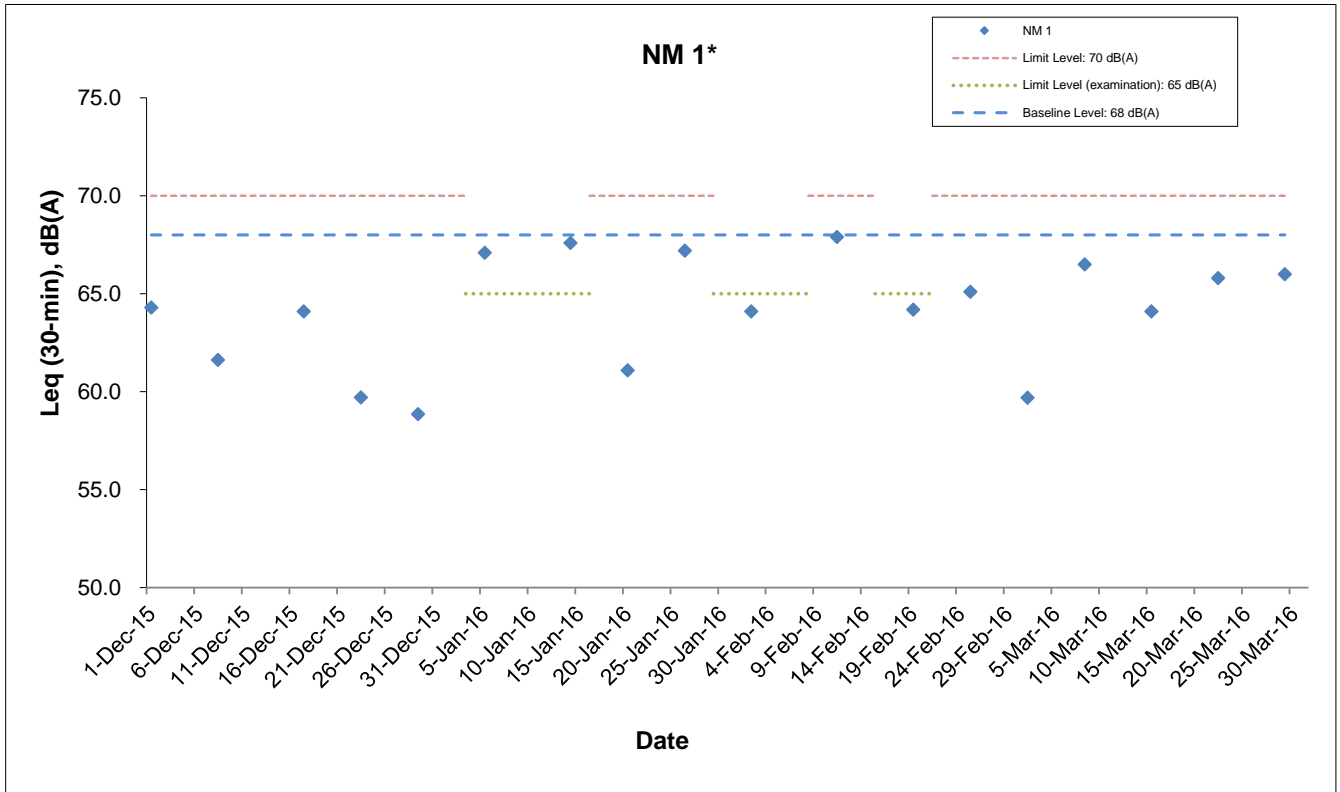
Date	Weather Condition	Noise Level for 30-min, dB(A) ⁺⁺				Baseline Corrected Level, dB(A)	Baseline Noise Level, dB(A)	Limit Level, dB(A)	Exceedance (Y/N)
		Time	L90	L10	Leq				
2-Mar-16	Sunny	10:35	68.0	72.0	70.7	<Baseline	79.0	75	N
8-Mar-16	Fine	11:00	65.8	72.4	70.1	<Baseline	79.0	75	N
15-Mar-16	Fine	11:30	68.2	75.9	71.8	<Baseline	79.0	75	N
22-Mar-16	Cloudy	10:56	66.1	71.7	70.6	<Baseline	79.0	75	N
29-Mar-16	Sunny	10:50	65.6	71.1	69.6	<Baseline	79.0	75	N

⁺ - Façade measurement

⁺⁺ - Free field measurement

* - Limit Level of 70dB(A) applies to education institutes while 65dB(A) applies during school examination period.

Appendix H Regular Construction Noise Monitoring Results



* - The noise monitoring results of the measurements are higher than the daytime construction noise criterion. However, the results are not considered as exceedance if they are either below the baseline level or below the limit level after deducting the baseline noise level.

AECOM	Shatin to Central Link Works Contract 1111- Hung Hom North Approach Tunnels	SCALE	N.T.S.	DATE	Apr-16
	Graphical Presentations of Noise Monitoring Results	CHECK	TYUT	DRAWN	AZYD
		JOB NO.	60284101	APPENDIX	H

APPENDIX I

Event Action Plan

Appendix I – Event and Action Plan

Event / Action Plan for Construction Dust

EVENT	ACTION			
	ET	IEC	ER	Contractor
ACTION LEVEL				
1. Exceedance for one sample	1. Inform the Contractor, IEC and ER; 2. Discuss with the Contractor and IEC on the remedial measures required; 3. Repeat measurement to confirm findings; 4. Increase monitoring frequency	1. Check monitoring data submitted by the ET; 2. Check Contractor’s working method; 3. Review and advise the ET and ER on the effectiveness of the proposed remedial measures.	1. Confirm receipt of notification of exceedance in writing.	1. Identify source(s), investigate the causes of exceedance and propose remedial measures; 2. Implement remedial measures; 3. Amend working methods agreed with the ER as appropriate.

EVENT	ACTION			
	ET	IEC	ER	Contractor
2. Exceedance for two or more consecutive samples	1. Inform the Contractor, IEC and ER; 2. Discuss with the ER, IEC and Contractor on the remedial measures required; 3. Repeat measurements to confirm findings; 4. Increase monitoring frequency to daily; 5. If exceedance continues, arrange meeting with the IEC, ER and Contractor; 6. If exceedance stops, cease additional monitoring.	1. Check monitoring data submitted by the ET; 2. Check Contractor's working method; 3. Review and advise the ET and ER on the effectiveness of the proposed remedial measures.	1. Confirm receipt of notification of exceedance in writing; 2. Review and agree on the remedial measures proposed by the Contractor; 3. Supervise Implementation of remedial measures.	1. Identify source and investigate the causes of exceedance; 2. Submit proposals for remedial measures to the ER with a copy to ET and IEC within three working days of notification; 3. Implement the agreed proposals; 4. Amend proposal as appropriate.

EVENT	ACTION			
	ET	IEC	ER	Contractor
LIMIT LEVEL				
1. Exceedance for one sample	1. Inform the Contractor, IEC, EPD and ER; 2. Repeat measurement to confirm findings; 3. Increase monitoring frequency to daily; 4. Discuss with the ER, IEC and contractor on the remedial measures and assess the effectiveness.	1. Check monitoring data submitted by the ET; 2. Check the Contractor's working method; 3. Discuss with the ET, ER and Contractor on possible remedial measures; 4. Review and advise the ER and ET on the effectiveness of Contractor's remedial measures.	1. Confirm receipt of notification of exceedance in writing; 2. Review and agree on the remedial measures proposed by the Contractor; 3. Supervise implementation of remedial measures.	1. Identify source(s) and investigate the causes of exceedance; 2. Take immediate action to avoid further exceedance; 3. Submit proposals for remedial measures to ER with a copy to ET and IEC within three working days of notification; 4. Implement the agreed proposals; 5. Amend proposal if appropriate.

EVENT	ACTION			
	ET	IEC	ER	Contractor
2. Exceedance for two or more consecutive samples	1. Notify Contractor, IEC, EPD and ER ; 2. Repeat measurement to confirm findings; 3. Increase monitoring frequency to daily; 4. Carry out analysis of the Contractor's working procedures with the ER to determine possible mitigation to be implemented; 5. Arrange meeting with the IEC and ER to discuss the remedial measures to be taken; 6. Review the effectiveness of the Contractor's remedial measures and keep IEC, EPD and ER informed of the results; 7. If exceedance stops, cease additional monitoring.	1. Check monitoring data submitted by the ET; 2. Check the Contractor's working method; 3. Discuss with ET, ER, and Contractor on the potential remedial measures; 4. Review and advise the ER and ET on the effectiveness of Contractor's remedial measures.	1. Confirm receipt of notification of exceedance in writing; 2. In consultation with the ET and IEC, agree with the Contractor on the remedial measures to be implemented; 3. Supervise the implementation of remedial measures; 4. If exceedance continues, consider what portion of the work is responsible and instruct the Contractor to stop that portion of work until the exceedance is abated.	1. Identify source(s) and investigate the causes of exceedance; 2. Take immediate action to avoid further exceedance; 3. Submit proposals for remedial measures to the ER with a copy to the IEC and ET within three working days of notification; 4. Implement the agreed proposals; 5. Revise and resubmit proposals if problem still not under control; 6. Stop the relevant portion of works as determined by the ER until the exceedance is abated.

Event / Action Plan for Regular Construction Noise

EVENT	ACTION			
	ET	IEC	ER	Contractor
Exceedance of Action Level	<ol style="list-style-type: none"> 1. Notify the Contractor, IEC and ER; 2. Discuss with the ER, IEC and Contractor on the remedial measures required; and 3. Increase monitoring frequency to check mitigation effectiveness. 	<ol style="list-style-type: none"> 1. Review the investigation results submitted by the contractor; and 2. Review and advise the ET and ER on the effectiveness of the remedial measures proposed by the Contractor. 	<ol style="list-style-type: none"> 1. Confirm receipt of notification of complaint in writing; 2. Review and agree on the remedial measures proposed by the Contractor; and 3. Supervise implementation of remedial measures. 	<ol style="list-style-type: none"> 1. Investigate the complaint and propose remedial measures; 2. Report the results of investigation to the IEC, ET and ER; 3. Submit noise mitigation proposals to the ER with copy to the IEC and ET within 3 working days of notification; and 4. Implement noise mitigation proposals.

EVENT	ACTION			
	ET	IEC	ER	Contractor
Exceedance of Limit Level	<ol style="list-style-type: none"> 1. Notify the Contractor, IEC, EPD and ER ; 2. Repeat measurement to confirm findings; 3. Increase monitoring frequency; 4. Carry out analysis of Contractor's working procedures to determine possible mitigation to be implemented; 5. Arrange meeting with the IEC and ER to discuss the remedial measures to be taken; 6. Inform IEC, ER and EPD the causes and actions taken for the exceedances 7. Review the effectiveness of Contractor's remedial measures and keep IEC, EPD and ER informed of the results; and 8. If exceedance stops, cease additional monitoring. 	<ol style="list-style-type: none"> 1. Check monitoring data submitted by the ET; 2. Check the Contractor's working method; 3. Discuss with the ER, ET and Contractor on the potential remedial measures; and 4. Review and advise the ET and ER on the effectiveness of the remedial measures proposed by the Contractor. 	<ol style="list-style-type: none"> 1. Confirm receipt of notification of failure in writing; 2. In consultation with the ET and IEC, agree with the Contractor on the remedial measures to be implemented; 3. Supervise the implementation of remedial measures; and 4. If exceedance continues, consider what portion of the work is responsible and instruct the Contractor to stop that portion of work until the exceedance is abated. 	<ol style="list-style-type: none"> 1. Identify source and investigate the causes of exceedance; 2. Take immediate action to avoid further exceedance; 3. Submit proposals for remedial measures to the ER with copy to the IEC and ET within 3 working days of notification; 4. Implement the agreed proposals; 5. Revise and resubmit proposals if problem still not under control; and 6. Stop the relevant portion of works as determined by the ER until the exceedance is abated.

Event / Action Plan for Continuous Construction Noise

EVENT	ACTION			
	ET	IEC	ER	CONTRACTOR
Action/Limit Level	1. Identify source ; 2. Repeat measurement. If two consecutive measurements exceed Action/Limit Level, the exceedance is then confirmed; 3. If exceedance is confirmed, notify IEC, ER and Contractor; 4. Investigate the cause of exceedance and check Contractor's working procedures to determine possible mitigation to be implemented; 5. Discuss jointly with the IEC, ER and Contractor and formulate remedial measures; and 6. Assess effectiveness of Contractor's remedial actions and keep IEC and ER informed of the results.	1. Check monitoring data submitted by the Works Contract 1111 ET; 2. Check the Contractor's working method; 3. Discuss with the ER, Works Contract 1111 ET and Contractor on the potential remedial measures; and 4. Review and advise the Works Contract 1111 ET and ER on the effectiveness of the remedial measures proposed by the Contractor.	1. Confirm receipt of notification of exceedance in writing; 2. In consultation with the Works Contract 1111 ET and IEC, agree with the Contractor on the remedial measures to be implemented; 3. Ensure the proper implementation of remedial measures; and 4. If exceedance continues, consider what portion of the work is responsible and instruct the Contractor to stop that portion of work until the exceedance is abated.	1. Identify source with the Works Contract 1111 ET; 2. If exceedance is confirmed, investigation the cause of exceedance and take immediate action to avoid further exceedance; 3. Submit proposals for remedial measures to the ER with copy to the IEC and ET of notification; 4. Implement the agreed proposals; 5. Liaise with ER to optimize the effectiveness of the agreed mitigation; 6. Revise and resubmit proposals if problem still not under control; and 7. Stop the relevant portion of works as determined by the ER until the exceedance is abated.

Event / Action Plan for Landscape and Visual during Construction Stage

EVENT	ET	IEC	ER	Contractor
ACTION LEVEL				
Non-conformity on one occasion	<ol style="list-style-type: none"> 1. Inform the Contractor, the IEC and the ER 2. Discuss remedial actions with the IEC, the ER and the Contractor 3. Monitor remedial actions until rectification has been completed 	<ol style="list-style-type: none"> 1. Check inspection report 2. Check the Contractor's working method 3. Discuss with the ET, ER and the Contractor on possible remedial measures 4. Advise the ER on effectiveness of proposed remedial measures. 	<ol style="list-style-type: none"> 1. Confirm receipt of notification of non-conformity in writing 2. Review and agree on the remedial measures proposed by the Contractor 3. Supervise implementation of remedial measures 	<ol style="list-style-type: none"> 1. Identify Source and investigate the non-conformity 2. Implement remedial measures 3. Amend working methods agreed with the ER as appropriate 4. Rectify damage and undertake any necessary replacement
Repeated Non-conformity	<ol style="list-style-type: none"> 1. Identify source 2. Inform the Contractor, the IEC and the ER 3. Increase inspection frequency 4. Discuss remedial actions with the IEC, the ER and the Contractor 5. Monitor remedial actions until rectification has been completed 6. If non-conformity stops, cease additional monitoring 	<ol style="list-style-type: none"> 1. Check inspection report 2. Check the Contractor's working method 3. Discuss with the ET and the Contractor on possible remedial measures 4. Advise the ER on effectiveness of proposed remedial measures 	<ol style="list-style-type: none"> 1. Notify the Contractor 2. In consultation with the ET and IEC, agree with the Contractor on the remedial measures to be implemented 3. Supervise implementation of remedial measures. 	<ol style="list-style-type: none"> 1. Identify Source and investigate the non-conformity 2. Implement remedial measures 3. Amend working methods agreed with the ER as appropriate 4. Rectify damage and undertake any necessary replacement. Stop relevant portion of works as determined by the ER until the non-conformity is abated.

APPENDIX J

**Cumulative Statistics of Complaints, Notification of Summons
and Successful Prosecutions**

Appendix J**Cumulative Statistics on Complaints, Notifications of Summons and Successful Prosecutions**

	Date Received	Subject	Status	Total no. received in this month	Total no. received since project commencement
Environmental complaints	-	-	-	0	1
Notification of summons	-	-	-	0	0
Successful Prosecutions	-	-	-	0	0

APPENDIX K

Waste Flow Table

Appendix K Monthly Summary Waste Flow Table

Month	Actual Quantities of Inert C&D Materials Generated Monthly (Note 1)													Actual Quantities of Non-inert C&D Materials (i.e. C&D Wastes) Generated Monthly					Actual Quantities of Marine Dumping Monthly		
	Generated					Disposed				Reused				Recycled			Disposed		Disposed		
	Fill Material	Artificial Material			Total Quantity Generated	Disposed as Public Fills at TKO137	Disposed as Public Fills at TM38	Disposed as Public Fills at CWPFBP	Total Quantity Disposal	Reused in the Contract	Reused in other Projects		Delivered to HH Barging Point (Note 5)	Total Quantity Reused	Metals	Paper/ cardboard packaging (Note 3)	Plastics	Chemical Waste	General Refuse (Note 2)	Disposed as MD at HH Barging Point	
		Soil and Rock	Broken Concrete	Asphalt							Building Debris	Tolo								WIL 705	Type 1
Unit	('000m ³)	('000m ³)	('000m ³)	('000m ³)	('000m ³)	('000m ³)	('000m ³)	('000m ³)	('000m ³)	('000m ³)	('000m ³)	('000m ³)	('000m ³)	('000Kg)	('000Kg)	('000Kg)	('000Kg)	('000Kg)	('000m ³)	('000m ³)	
Jan	8.562	0.000	0.000	0.000	8.562	1.259	0.062	0.000	1.320	0.000	0.000	0.000	7.242	7.242	0.000	0.850	0.000	0.000	141.060	0.013	0.000
Feb	4.570	0.007	0.000	0.000	4.577	0.706	0.059	0.000	0.765	0.000	0.000	0.000	3.812	3.812	0.000	0.937	0.000	0.000	127.070	0.003	0.000
Mar	5.813	0.000	0.000	0.000	5.813	1.509	0.173	0.000	1.681	0.000	0.000	0.000	4.132	4.132	0.000	2.040	0.000	0.000	140.410	0.000	0.000
Apr																					
May																					
Jun																					
SUB-TOTAL	18.945	0.007	0.000	0.000	18.952	3.473	0.294	0.000	3.767	0.000	0.000	0.000	15.186	15.186	0.000	3.827	0.000	0.000	408.540	0.016	0.000
Jul																					
Aug																					
Sep																					
Oct																					
Nov																					
Dec																					
2016 TOTAL	18.945	0.007	0.000	0.000	18.952	3.473	0.294	0.000	3.767	0.000	0.000	0.000	15.186	15.186	0.000	3.827	0.000	0.000	408.540	0.016	0.000

- Note:
1. Assume the density of fill is 2 ton/m³.
 2. Refuses disposed of at North East New Territories (NENT) Landfill.
 3. Assume the weight of recycled papers is 7 kg/bag.
 4. Public fills disposed of at Tseung Kwan O Area 137 Fill Bank (TKO137), Tuen Mun Area 38 Fill Bank (TM38) and Chai Wan Public Fill Barging Point (CWPFBP).

Appendix D

**38th EM&A Report for Works Contract 1103 –
Hin Keng to Diamond Hill**

MTR Corporation Limited

**Shatin to Central Link –
Tai Wai to Hung Hom Section**

Monthly EM&A Report No. 38

[Period from 1 to 31 March 2016]

Works Contract 1103 – Hin Keng to Diamond Hill Tunnels

(April 2016)

Certified by: Jonathan Pyke



Position: Environmental Team Leader

Date: _____

8 - 4 - 2016

MTR Corporation Limited

**SCL1103 Hin Keng to Diamond
Hill Tunnels Construction Stage -
Environmental Services**

Monthly Environmental Monitoring
and Audit Report – March 2016

228105-27

March 2016

This report takes into account the particular instructions and requirements of our client.

It is not intended for and should not be relied upon by any third party and no responsibility is undertaken to any third party.

Job number 228105-27

Ove Arup & Partners Hong Kong Ltd
Level 5 Festival Walk
80 Tat Chee Avenue
Kowloon Tong
Kowloon
Hong Kong
www.arup.com

ARUP

Contents

	Page
1 Environmental Status	6
1.1 Project Background	6
1.2 Construction Programme	6
1.3 Work Undertaken During the Reporting Month	6
1.4 Project Organization	7
1.5 Project Area and Environmental Monitoring locations	7
1.6 Impact Monitoring Schedule	7
1.7 Status of Environmental Licensing and Permitting	8
1.8 Purpose of the Report	9
2 Implementation Status	10
2.1 Implementation Status of Mitigation Measures	10
2.2 Updated Implementation Schedule	10
3 Air Quality Monitoring	11
3.1 Air Quality Monitoring Requirements	11
3.2 Air Quality Monitoring Methodology	12
3.3 Monitoring Results and Observations	14
4 Noise Monitoring	15
4.1 Noise Monitoring Requirements	15
4.2 Noise Monitoring Methodology	16
4.3 Monitoring Results and Observations	17
5 Landscape and Visual Monitoring	20
5.1 Introduction	20
5.2 Mitigation Measures	20
6 Waste Disposal	21
7 Cultural Heritage	22
8 Hazard	23
9 Environmental Performance	24
9.1 Environmental Site Inspection	24
9.2 Summary of Environmental Complaint	26
9.3 Summary of Environmental Non-Compliance	26
9.4 Summary of Environmental Summon and Successful Prosecution	26

10	Future Key Issues	27
10.1	Key Issues for the Coming Month	27
10.2	Environmental Monitoring Program for the Coming Month	27
10.3	Construction Program for the Coming Month	27
11	Conclusions and Recommendations	28
11.1	Conclusions	28
11.2	Recommendations	28
12	Reference	30

Figures

- Figure 1.1: Locations of Project Works Areas – General Site Layout of Hing Keng Works Area (Sheet 1 of 6)
- Figure 1.2: Locations of Project Works Areas – General Site Layout of Diamond Hill Works Area (Sheet 2 of 6)
- Figure 1.3: Locations of Project Works Areas – Site layout Plan of Fung Tak EAP/EEP (Sheet 3 of 6)
- Figure 1.4: Locations of Project Works Areas – Site Layout Plan of Ma Chai Hang Shaft (Sheet 4 of 6)
- Figure 1.5: Locations of Project Works Areas – General Site Layout of Shui Chuen O Works Area (Sheet 5 of 6)
- Figure 1.6: Locations of Project Works Areas – General Alignment of Contract 1103 (Sheet 6 of 6)
- Figure 1.7: Project Organisation – Environmental Management
- Figure 1.8: Location of Dust Monitoring Stations (Sheet 1 of 3)
- Figure 1.9: Location of Dust Monitoring Stations (Sheet 2 of 3)
- Figure 1.10: Location of Dust Monitoring Stations (Sheet 3 of 3)
- Figure 1.11: Location of Noise Sensitive Receiver (Construction Airborne Noise) (Sheet 1 of 3)
- Figure 1.12: Location of Noise Sensitive Receiver (Construction Airborne Noise) (Sheet 2 of 3)
- Figure 1.13: Location of Noise Sensitive Receiver (Construction Airborne Noise) (Sheet 3 of 3)

Appendices

Appendix A: Construction programme

Appendix B: Environmental Monitoring Programme in the Reporting Month

Appendix C: Environmental Mitigation Implementation Schedule (EMIS)

Appendix D: Calibration Certificates for Air Monitoring Equipment

Appendix E: Dust Results

Appendix F: Wind Data

Appendix G: Calibration Certificates of Noise Monitoring Equipment

Appendix H: Noise Results

Appendix I: Event/Action Plan for Air Quality, Airborne Noise and Landscape
and Visual

Appendix J: Monthly Waste Flow Table

Appendix K: Environmental Monitoring Programme for Coming Month

Appendix L: Cumulative Log for Complaints, Notifications of Summons and
Successful Prosecutions

Executive Summary

This is the thirty-eighth Environmental Monitoring and Audit (EM&A) report prepared by Ove Arup & Partners Hong Kong Limited (Arup), the designated Environmental Team (ET), for the Project “SCL1103 Hin Keng to Diamond Hill Tunnels”. Construction works of this works contract commenced on 14 February 2013 and this report presents the results of EM&A works conducted in the month of March 2016 (1 to 31 March 2016).

In the reporting month, the following activities took place for the Project:

- Tunnel Boring Machine (TBM) tunneling at Diamond Hill;
- Tunnel Lining and Partition Walls, Dividing Slabs, Drains and Walkways at Hin Keng;
- Tunnels Connection, RC Concrete and ELS Work and Sheet piling for retaining wall at Fung Tak;
- Central Core, Ventilation Tunnel and C&S Works at Ma Chai Hang;
- Operation of Magazine Site (decommissioning) at Tsueng Kwan O Area 137; and
- Storage Area at Shui Chuen O.

Air Quality and noise monitoring were performed and the results were checked and reviewed. Site audits were conducted on a weekly basis. The implementation of the environmental mitigation measures, Event and Action Plans and environmental complaint handling procedures were checked.

Impact monitoring was carried out at 3 air quality and 3 noise monitoring stations during the reporting month.

Environmental Monitoring Works – Breaches of Action and Limit Levels

Air Quality

All measured 24-hour TSP concentrations in the reporting month were below the Action and Limit Levels.

Noise

No exceedence of Action or Limit Level of regular construction noise was recorded during the reporting month.

Landscape and Visual Audit

Landscape and visual site audits in accordance with the requirements stipulated in the EM&A manual were conducted in the reporting month. Based on the site inspections, no substantial change of Landscape Resources, Landscape Character Areas and Visual Sensitive Receivers was noted.

Waste Disposal

Inert C&D Materials with an actual amount of 20,608 m³ were generated and disposed of at public fill in TKO137FB/TM38FB and Kai Tak Barging Point

Facility (Contract 1108A). 230 m³ of general refuse was generated and disposed of at NENT landfill. 1000 kg of chemical waste was generated.

Hazard

No blasting activity was carried out during the reporting month.

Environmental Auditing

A total of 5 environmental site audits were conducted on a weekly basis in the reporting month. The first site inspection was on 2 March 2016 and the final was undertaken on 30 March 2016. An IEC joint site audit was undertaken on 16 March 2016. No non-conformance to the environmental requirements was identified during the reporting period.

Complaint Log

One complaint related to environmental issues were received during the reporting month.

Notifications of Summons and Successful Prosecutions

No summons or prosecution related to the environmental issues were made against the Project in the reporting period.

Reporting Changes

There were no reporting changes during the reporting month.

Future Key Issues

Waste management is a key environmental issue. The waste management plan should be strictly followed in accordance with the requirements described in the EIA report.

Water Quality impact is also a key environmental issue. The drainage system should be well maintained. All wastewater generated within the site shall be collected and treated prior to discharge.

Construction noise is also a key environmental issue. The implemented construction noise mitigation measures should also be maintained and improved as necessary. Especially in restricted hours, the conditions stipulated in the CNPs should be strictly followed when the construction works were carried out during restricted hours.

Construction dust is also key environmental issue. The implemented construction dust mitigation measures including covering of exposed slope / soil with tarpaulin sheet etc., should be maintained and improved as necessary. Adequate water spraying should be provided for the unpaved area to minimize dust disturbance.

1 Environmental Status

1.1 Project Background

The Shatin to Central Link – Tai Wai to Hung Hom Section (hereafter referred to as SCL (TAW-HUH)) is an extension of the Ma On Shan Line and is approximately 11 km long. It links up with the West Rail Line at Hung Hom forming a strategic east-west rail corridor. It is a Designated Project under the Environmental Impact Assessment Ordinance (Cap. 499) (EIAO).

The construction of the SCL (TAW-HUH) has been divided into a series of civil construction Works Contracts and this Works Contract 1103 covers the construction of the tunnels between Diamond Hill (DIH) and Hin Keng (HIK).

1.2 Construction Programme

An up-to-date rolling construction programme is attached in **Appendix A**.

1.3 Work Undertaken During the Reporting Month

The major construction activities carried out by the Contractor in the reporting month are summarized in **Table 1.1**. Location of the works area is indicated in **Figures 1.1** to **1.6**. The structure of the project organisation in relation to the environmental management is shown in **Figure 1.7**. Contacts of key environmental staff of the Project are shown in **Table 1.2**.

Table 1.1 Construction Activities in the Reporting Month

Locations	Major Works Undertaken
Diamond Hill	Tunnel Boring Machine (TBM) tunneling.
Hin Keng	Tunnel Lining and Partition Walls, Dividing Slabs, Drains and Walkways.
Fung Tak	Tunnels Connection, RC Concrete and ELS Work and Sheet piling for retaining wall.
Ma Chai Hang	Central Core, Ventilation Tunnel and C&S Works.
Tsuen Kwan O Area 137	Operation of Magazine Site (decommissioning).
Shiu Chui O	Storage Area

1.4 Project Organization

Contacts of key environmental staff of the Project and are shown in **Table 1.2**.

Table 1.2 Contacts of Key Environmental Staff

Organisation	Name	Telephone
Project Proponent: MTRC Engineer's Representative SCL Project-wide Environmental Team Leader	Thomas Barrett Richard Kwan	2163 6181 2688 1283
Independent Environmental Checker: Meinhardt Infrastructure & Environment Ltd. Independent Environmental Checker	Fredrick Leong	2859 1739
Contractor: VINCI Constructions Grand Projects Project Director IMS Manager	Francois Dudouit L K Mak	3765 5610 3765 5635
Contractor's Environmental Team: Ove Arup & Partners Hong Kong Ltd. Designated Environmental Team Leader for Works Contract 1103	Jonathan Pyke	2268 3555

1.5 Project Area and Environmental Monitoring locations

The Project area is shown in **Figures 1.1 to 1.6**, while **Table 1.3** and **Figures 1.8 to 1.13** show the names and locations of the monitoring stations.

Table 1.3 Summary of Air Quality and Noise Monitoring Stations

ID	Premise
Air Quality	
DMS-1	C.U.H.K.A.A. Thomas Cheung School
DMS-2	Price Memorial Catholic Primary School
DMS-3 ^(Note 2) / DMS-4 ^(Note 3)	Hong Kong Sheng Kung Hui Nursing Home ^(Note 1)
Noise	
NMS-CA-1	C.U.H.K.A.A. Thomas Cheung School
NMS-CA-2	Price Memorial Catholic Primary School
NMS-CA-3 ^(Note 2) / NMS-CA-4 ^(Note 3)	Hong Kong Sheng Kung Hui Nursing Home

Notes:

Note 1: Hong Kong Sheng Kung Hui Nursing Home was selected as an alternative monitoring location to Shek On House.

Note 2: Station ID as identified in approved EM&A Manual / EIA Report for SCL (TAW - HUH).

Note 3: Station ID as identified in approved EM&A Manual / EIA Report for SCL (HHS).

1.6 Impact Monitoring Schedule

Environmental monitoring and audit was carried out in accordance with the requirements stipulated in the EM&A Manual. Air quality and noise monitoring as well as weekly site audit schedule for the reporting month with respect to the construction programme is shown in **Appendix B**.

1.7 Status of Environmental Licensing and Permitting

All permits/licences for the reporting month are summarised in **Table 1.4**. They are all properly kept by the contractor at their site office.

Table 1.4 Summary of Environmental Licensing Status

Types of Permits / Licenses	Reference No.	Site	Valid from	Valid to
Environmental Permit	EP-438/2012	All	22 Mar 2012	Superseded
	EP-438/2012A	All	12 July 2012	Superseded
	EP-438/2012/B	All	26 Oct 2012	Superseded
	EP-438/2012/C	All	30 Apr 2013	Superseded
	EP-438/2012/D	All	13 Sept 2013	Superseded
	EP-438/2012/E	All	4 April 2014	Superseded
	EP-438/2012/F	All	15 July 2014	Superseded
	EP-438/2012/G	All	14 Aug 2014	Superseded
	EP-438/2012/H	All	10 Sept 2014	Superseded
	EP-438/2012/I	All	14 Oct 2015	Superseded
EP-438/2012/J	All	29 Feb 2016	Throughout the Contract	
Discharge License under WPCO	WT00014697-2012	Diamond Hill	30 Nov 2012	30 Nov 2017
	WT00014650-2012	Hin Keng	10 Dec 2012	31 Dec 2017
	WT00014648-2012	Hin Keng	10 Dec 2012	31 Dec 2017
	WT00015145-2013	Shui Chuen O	21 Feb 2013	28 Feb 2018
	WT00015513-2013	Ma Chai Hang	2 Apr 2013	30 Apr 2018
	WT00015430-2013	Fung Tak	18 Mar 2013	31 Mar 2018
Notification of Construction Works under the Air Pollution Control (Construction Dust) Regulation	351345	All	22 Oct 2012	15 Apr 2018
Construction Noise Permit	GW-RE1111-15	Ma Chai Hang	4 Nov 2015	Cancelled
	GW-RE1230-15	Ma Chai Hang	15 Dec 2015	Superseded
	GW-RE0065-16	Ma Chai Hang	4 Feb 2016	1 Aug 2016
	GW-RE0062-16	Ma Chai Hang	2 Feb 2016	1 Aug 2016

Types of Permits / Licenses	Reference No.	Site	Valid from	Valid to
	GW-RE0016-16	Fung Tak	2 Feb 2016	Superseded
	GW-RE0244-16	Fung Tak	21 Mar 16	20 Sep 2016
	GW-RN0517-15	Hin Keng	17 Sep 2015	16 Mar 2016
	GW-RN0689-15	Hin Keng	5 Nov 2015	4 May 2016
	GW-RN0104-16	Hin Keng	23 Feb 2016	20 Aug 2016
	GW-RN0103-16	Hin Keng	17 Mar 2016	16 Sep 2016
	GW-RE1263-15	Diamond Hill	17 Jan 2016	17 Jul 2016
	GW-RE0023-16	Diamond Hill	2 Feb 2016	1 Aug 2016
Chemical Waste Producer Registration	5213-759-V2179-01	Hin Keng	13 Dec 2012	Throughout the Contract
	5213-281-V2180-01	Diamond Hill	12 Dec 2012	Throughout the Contract
	5213-281-V2179-03	Fung Tak	5 Mar 2013	Throughout the Contract
	5213-282-V2180-02	Ma Chai Hang	18 Mar 2013	Throughout the Contract
Billing Account for Disposal of Construction Waste	7016250	All	2 Nov 2012	Throughout the Contract

1.8 Purpose of the Report

The purpose of this monthly EM&A report is to provide the information on monitoring methodology, monitoring results, environmental permit status, site audit findings, recommendations and conclusions during the construction of this works contract for the EM&A conducted during the construction period. This is the thirty-eighth monthly EM&A report summarising the monitoring methodology, locations, periods, frequencies, results and any observation from the air quality, noise, ecology, waste management, landscape and visual monitoring and environmental site audit from 1 to 31 March 2016.

2 Implementation Status

2.1 Implementation Status of Mitigation Measures

During weekly site inspections, the environmental protection, and pollution control/mitigation measures in accordance with the requirements stipulated in the EIA were observed. The key observations and ET's corresponding recommendations while the Contractor's response and follow-up status are described in **Section 7.1**.

2.2 Updated Implementation Schedule

According to the Environmental Permit, the mitigation measures detailed in the permits are required to be implemented. The Implementation Schedule of Mitigation Measures was inspected during the weekly site inspections in reporting month. The details of the findings/observations are described in **Section 7.1**. An updated summary of the Implementation Schedule of Mitigation Measures is presented in **Appendix C**. The status of the required submissions under the Environmental Permit (EP) of the reporting period is presented in **Table 2.1**.

Table 2.1 Status of Required Submissions under the EP

EP Condition	Submission	Submission Date
Condition 3.4	Monthly EM&A Report (February 2016)	14 March 2016

3 Air Quality Monitoring

3.1 Air Quality Monitoring Requirements

Monitoring Parameters

Regular 24-hour TSP levels shall be monitored during the construction stage while 1-hour TSP levels shall be required to monitor in case of complaints received.

Monitoring Frequency

The monitoring frequency is summarised in **Table 3.1**.

Table 3.1 Air quality monitoring parameters and frequency

Parameters	Monitoring Frequency
24-hour TSP	Once every 6 days
1-hour TSP	3 times every 6 days (as required in case of complaints)

Monitoring Locations

In accordance with the EM&A Manual and the subsequent Baseline Monitoring Report, three air quality monitoring locations during construction stage are required. The locations of the three air quality monitoring stations are shown below in **Table 3.2**:

Table 3.2 Air Quality Monitoring Locations

ID	Premise
DMS -1	C.U.H.K.A.A. Thomas Cheung School
DMS -2	Price Memorial Catholic Primary School
DMS-3 ^(Note 2) / DMS-4 ^(Note 3)	Hong Kong Sheng Kung Hui Nursing Home ^(Note 1)

Notes:

Note 1: Hong Kong Sheng Kung Hui Nursing Home was selected as an alternative monitoring location to Shek On House.

Note 2: Station ID as identified in approved EM&A Manual / EIA Report for SCL (TAW - HUH).

Note 3: Station ID as identified in approved EM&A Manual / EIA Report for SCL (HHS).

Wind Monitoring

Wind monitoring data including wind speed and wind directions shall be collected from Hong Kong Observatory – Kai Tak and Sha Tin Meteorological Stations and shown in **Appendix F**.

Environmental /Quality Performance Limits

The monitoring results will be checked against the Action and Limit levels described in the Baseline Monitoring Report, of which they are excerpted and summarised in **Tables 3.3** and **3.4**.

Table 3.3 Action and Limit Level for Air Quality Monitoring of 24-hour TSP level

Level	Air Monitoring Stations		
	DMS-1	DMS-2	DMS-3 / DMS-4
Action Level, $\mu\text{g}/\text{m}^3$	148.7	167.4	159.1
Limit Level, $\mu\text{g}/\text{m}^3$	260		

Table 3.4 Action and Limit Level for Air Quality Monitoring of 1-hour TSP level

Level	Air Monitoring Stations		
	DMS-1	DMS-2	DMS-3 / DMS-4
Action Level, $\mu\text{g}/\text{m}^3$	283.9	276.2	278.4
Limit Level, $\mu\text{g}/\text{m}^3$	500		

Note:

Note 1: 1-hr TSP monitoring would be required in case of receiving complaints.

3.2 Air Quality Monitoring Methodology

3.2.1 Monitoring Equipment

High Volume Sampler (HVS) was used to monitor the 24-hour TSP. **Table 3.5** shows the equipment used for the air quality monitoring.

Table 3.5 Air Quality Equipment List for Impact Air Quality Monitoring

Equipment	Manufacturer & Model No	Measurement Parameter	Serial No.
High Volume Sampler	TE-5170	24-hour TSP	3761, 3762, 3763
Fibreglass Filter	G810		-
HVS Calibration Kit	TE-5025A		2421

3.2.2 Maintenance and Calibration

High Volume Sampler

The HVSs and their accessories were frequently checked and maintained in accordance with the manufacturer's operation and maintenance manual. The maintenance included checking of supporting screen and gasket, as well as routine replacement of motor carbon brushes for the blower motor. The power cords and power supply were checked each time before sampling to ensure proper operation.

The HVSs were calibrated at 2-month intervals using GMW-2535 calibration kit which is re-calibrated by the manufacturer after one year of use. The calibration spreadsheets of the HVSs and calibration certificate of the calibration kit are provided in **Appendix D**.

3.2.3 Monitoring Procedures

High Volume Sampler

Specifications of the HVS are as follows:

- 0.6 – 1.7 m³/min (20 – 60SCFM);
- Equipped with a timing/control device with +/- 5 minutes accuracy for 24 hour operation;
- Installed with elapsed time meter with +/- 2 minutes accuracy for 24 hour operation;
- Capable of providing a minimum exposed area of 406 cm² (63in²);
- Flow control accuracy: +/-2.5% deviation over 24-hour sampling period;
- Equipped with a shelter to protect the filter and sampler;
- Incorporated with an electronic mass flow rate controller or other equivalent devices;
- Equipped with a flow recorder for continuous monitoring;
- Provided with a peaked roof inlet;
- Incorporated with a manometer;
- Able to hold and seal the filter paper to the sampler housing at horizontal position;
- Easy to change the filter; and
- Capable of operating continuously for 24-hour period.

The HVSs were equipped with an electronic mass flow controller and calibrated against a traceable standard at regular intervals. All equipment, calibration kit and filter papers were clearly labelled.

The relevant data including temperature, pressure, weather conditions, elapsed-time meter reading for the start and stop of the sampler, identification and weight of the filter paper, and other special phenomena observed and work progress of the concerned site were recorded.

A HOKLAS accredited laboratory (ALS Technichem (HK) Pty Ltd (HOKLAS no.: 066)), in accordance with their standard QA/QC procedures, with constant temperature and humidity control as well as equipped with necessary measuring and conditioning instruments to handle the 24-hour TSP samples was employed for sample analysis, and equipment calibration and maintenance. Filter papers of size 8"x10" were labelled before sampling. They were inspected clean with no pin holes and conditioned in a humidity controlled chamber for over 24-hour and be pre-weighed before use for the sampling.

The 24-hour TSP levels were measured by following the standard High Volume Method for Total Suspended Particulates as set out in the Title 40 of the United States Code of Federal Regulations, Chapter 1 (Part 50), Appendix B. TSP was sampled by drawing air through a conditioned, pre-weighted filter paper inside the HVS at a controlled air flow rate. After 24-hour sampling, the filter papers loaded with dust were kept in a clean and tightly sealed plastic bag, and then returned to the laboratory for reconditioning in the humidity controlled chamber followed by accurate weighing by an electronic balance with a readout down to 0.1 mg. All the collected samples shall be kept in a good condition for 6 months before disposal.

3.3 Monitoring Results and Observations

3.3.1 Weather Condition

March 2016 was characterised at times by gloomy and rainy conditions associated with low pressure.

Mild and dry conditions associated with a surge of the north east monsoon were also present in the month of March.

3.3.2 Air Quality Monitoring Results

Monitoring of 24-hour TSP was conducted on 5, 11, 17, 23, 29 March 2016. All monitoring data and graphical presentation of the monitoring results are provided in **Appendix E** and are summarised in **Table 3.6**. The graphical presentations of the monitoring results are provided in **Appendix E**. Wind data obtained from the Hong Kong Observatory – Kai Tak and Sha Tin stations during the reporting period are presented in **Appendix F**.

Table 3.6 Summary of Impact Air Quality Monitoring Results

Monitoring Station	24- hour TSP Monitoring Results ($\mu\text{g}/\text{m}^3$)		Action Level	Limit Level
	Average	Range ^(Note 1)		
DMS-1	39.2	57.3	148.7	260
DMS-2	45.9	38.8	167.4	260
DMS-3 / DMS-4	50.3	46.2	159.1	260

Note:

Note 1: Range = Maximum TSP Value – Minimum TSP Value.

All 24-hour TSP measurements during the reporting month were below the Action/Limit Level. No exceedance of action and limit level was found.

The event and action plan is provided in **Appendix I**.

3.3.3 General Observations

Major construction works including Tunnel Boring Machine (TBM) tunneling and machinery site assembly at Diamond Hill; Pipe Piling and grouting at Hin Keng; Shaft Excavation and ELS and Sheet piling for retaining wall at Fung Tak and Shaft Excavation and ELS at Ma Chai Hang.

4 Noise Monitoring

4.1 Noise Monitoring Requirements

4.1.1 Impact Monitoring

Monitoring Parameters

Construction noise shall be measured in terms of the A-weighted equivalent continuous sound pressure level (L_{eq}). L_{10} and L_{90} shall also be recorded as supplementary reference information for data auditing.

Monitoring Frequency

Noise measurements shall be conducted on a weekly basis. The monitoring time periods, monitoring parameters and frequency are summarised in **Table 4.1**.

Table 4.1 Construction Noise Monitoring Parameters and Frequency

Time Period (when construction activity is found)	Parameters	Monitoring Frequency
Between 0700-1900 hours on normal weekdays	$L_{eq(30\ min)}$	Once per week

Monitoring Location

In accordance with the EM&A Manual and the subsequent Baseline Monitoring Report, three noise monitoring locations during the construction stage are required, namely:

Table 4.2 Noise Monitoring Locations

ID	Premise
NMS-CA-1	C.U.H.K.A.A. Thomas Cheung School
NMS-CA-2	Price Memorial Catholic Primary School
NMS-CA-3 ^(Note 2) / NMS-CA-4 ^(Note 3)	Hong Kong Sheng Kung Hui Nursing Home ^(Note 1)

Notes:

Note 1: Hong Kong Sheng Kung Hui Nursing Home was selected as an alternative monitoring location to Shek On house.

Note 2: Station ID as identified in approved EM&A Manual / EIA Report for SCL (TAW - HUH).

Note 3: Station ID as identified in approved EM&A Manual / EIA Report for SCL (HHS).

Environmental /Quality Performance Limits

The monitoring results will be checked against the Action and Limit levels described in the Baseline Monitoring Report, of which they are excerpted and summarised in **Tables 4.3**.

Table 4.3 Action and Limit Levels of construction noise

Location ^(Note 1)	Time Period ^(note 3)	Action Level	Limit Level dB(A)
NMS-CA-1 & NMS-CA-2	0700 - 1900 hours on normal weekdays	When one documented complaint is received	70/65 ^(Note 2)
NMS-CA-3 / NMS-CA-4			70

Notes:

1. The detail of monitoring locations was presented in Table 1.3.
2. For normal day-time working hours, the noise criteria is 70 dB(A) and 65 dB(A) for normal teaching periods and examination periods respectively.
3. If works are to be carried out during restricted hours, the conditions stipulated in the Construction Noise Permit (CNP) issued by the Noise Control Authority have to be followed.

4.1.2 Continuous Noise Monitoring

With reference to the latest Continuous Noise Monitoring Plan (CNMP) and Construction Noise Mitigation Measures Plan (CNMMP) prepared and submitted under EP Condition 2.10, continuous noise monitoring was conducted in April 2013 at C.U.H.K.A.A. Thomas Cheung School only due to the prediction of residual airborne construction noise impacts exceeding the relevant noise criteria. No continuous noise monitoring is required during the reporting month as per the CNMP.

4.2 Noise Monitoring Methodology

4.2.1 Monitoring Equipment

Noise level was measured by a Sound Level Meter (SLM) in terms of A-weighted equivalent continuous sound pressure level. L_{eq} , L_{10} and L_{90} were recorded as supplementary information for data auditing. **Table 4.4** shows the equipment list of the noise monitoring.

Table 4.4 Noise Equipment List for Impact Noise Monitoring

Equipment	Manufacturer & Model No.	Serial No.	Precision Grade
Integrated SLM	Brüel & Kjær 2238	2320696	IEC 651 Type 1 IEC 804 Type 1
Sound level calibrator	Brüel & Kjær 4231	2713427	IEC 942 Type 1

4.2.2 Maintenance and Calibration

The SLM and calibrator in compliance with the International Electrotechnical Commission (IEC) Publication 651:1979 (Type 1) and 804:1985 (Type 1) specifications according to the EM&A manual.

SLM complying with the standards of IEC 651 (Fast, Slow, Impulse rms detector tests) and IEC 804 (L_{eq} functions) and acoustical calibrator complying with IEC 942 were adopted for the noise measurement. All equipments are calibrated

externally. The calibration certificates for the noise equipment are given in **Appendix G**.

4.2.3 Monitoring Procedures

- The SLM and battery were checked to ensure that they are in proper condition. The SLM was set on a tripod at 1.2m above ground and at least 1m from the exterior of the building façade;
- Before conducting the measurement, the SLM was calibrated by an acoustical calibrator;
- Measurement parameter was set to A-weighted sound pressure level. The time weighting was set in fast response and the time period of measurement at 30 minutes;
- Wind speed was checked during noise monitoring to ensure the steady wind speed does not exceed 5m/s, or wind with gusts does not exceed 10m/s;
- Any abnormal conditions that generated intrusive noise during the measurement was recorded on the field record sheet;
- After each measurement, the equivalent continuous sound pressure level (L_{eq}), L_{10} and L_{90} were recorded on the field record sheet;
- After conducting the measurement, the SLM was calibrated by a sound level calibrator; and
- The SLM was re-calibrated by the sound level calibrator to confirm that there is no significant drift of reading. Measurements shall be accepted as valid only if the calibration levels before and after the noise measurement agrees to within 1.0 dB.

4.3 Monitoring Results and Observations

4.3.1 Weather Condition

March 2016 was characterised at times by gloomy and rainy conditions associated with low pressure.

Mild and dry conditions associated with a surge of the north east monsoon were also present in the month of March.

4.3.2 Noise Monitoring Results

Impact Monitoring

Monitoring of the construction noise level was conducted on 1, 7, 18, 24, 30 March 2016. All monitoring data and graphical presentation of the monitoring results are provided in **Appendix H** and are summarised in **Tables 4.5 - 4.7**. The graphical presentations of the monitoring results are provided in **Appendix H**.

Table 4.5 Summary of Impact Noise Monitoring at Location NMS-CA-1

Date	Time	Measured Noise Level, dB(A)	Baseline Noise Level, dB(A)	Construction Noise Level(Note1), dB(A)	Limit Level (Note 2)
		Leq (30min)	Leq (30min)	Leq (30min)	dB(A)
1-Mar-16	11:15-11:45	55.2	57.0	< Baseline Level	70/65
7-Mar-16	11:45-12:15	56.7		< Baseline Level	
18-Mar-16	12:00-12:30	56.9		< Baseline Level	
24-Mar-16	12:00-12:30	56.8		< Baseline Level	
30-Mar-16	15:45-16:15	55.2		< Baseline Level	

Notes:

1. Construction Noise Level = Measured Noise Level – Baseline Noise Level.
2. For normal day-time working hours, the noise criteria is 70 dB(A) and 65 dB(A) for normal teaching periods and examination periods respectively.

Table 4.6 Summary of Impact Noise Monitoring at Location NMS-CA-2

Date	Time	Measured Noise Level, dB(A)	Baseline Noise Level, dB(A)	Construction Noise Level(Note1), dB(A)	Limit Level (Note 2)
		Leq (30min)	Leq (30min)	Leq (30min)	dB(A)
1-Mar-16	9:00-9:30	59.3	66.0	< Baseline Level	70/65
7-Mar-16	9:30-10:00	61.6		< Baseline Level	
18-Mar-16	9:15-9:45	59.0		< Baseline Level	
24-Mar-16	9:45-10:15	61.0		< Baseline Level	
30-Mar-16	13:45-14:15	58.5		< Baseline Level	

Notes:

1. Construction Noise Level = Measured Noise Level – Baseline Noise Level.
2. For normal day-time working hours, the noise criteria is 70 dB(A) and 65 dB(A) for normal teaching periods and examination periods respectively.

Table 4.7 Summary of Impact Noise Monitoring at Location NMS-CA-3

Date	Time	Measured Noise Level, dB(A)	Baseline Noise Level, dB(A)	Construction Noise Level(Note1), dB(A)	Limit Level (Note 2)
		Leq (30min)	Leq (30min)	Leq (30min)	dB(A)
1-Mar-16	10:00-10:30	67.5	73.0	< Baseline Level	70/65
7-Mar-16	10:30-11:00	67.6		< Baseline Level	
18-Mar-16	10:30-11:00	68.2		< Baseline Level	
24-Mar-16	10:45-11:15	67.5		< Baseline Level	
30-Mar-16	14:30-15:00	66.7		< Baseline Level	

Notes:

1. Construction Noise Level = Measured Noise Level – Baseline Noise Level.
2. For normal day-time working hours, the noise criteria is 70 dB(A) and 65 dB(A) for normal teaching periods and examination periods respectively.

4.3.3 Exceedance of Limit and Action Levels for Construction Noise

No exceedance of Action and Limit Level of regular construction noise was recorded during the reporting month.

The event and action plan is provided in **Appendix I**.

4.3.4 General Observations

The construction site has been under normal operation during the noise monitoring period and no unusual operation was observed.

5 Landscape and Visual Monitoring

5.1 Introduction

In accordance with the EM&A Manual, the landscape and visual mitigation measures shall be implemented and a site inspection shall be conducted once every two weeks throughout the construction period. The event and action plan is provided in **Appendix I**.

5.2 Mitigation Measures

Bi-weekly inspection of the implementation of landscape and visual mitigation measures were conducted during the reporting month on 9, and 23 March 2016. No adverse impacts were identified with regards to landscape and visual.

6 Waste Disposal

The actual amounts of different types of waste generated by the activities of the Project during the reporting month are shown in **Table 6.1**. The monthly waste summary flow table is provided in **Appendix J**.

Table 6.1 Amount of Waste Generated

Waste Type	Amount	Disposal Locations
Inert C&D Materials	20,608 m ³	TKO137FB/TM38FB and Kai Tak Barging Point Facility (1108A)
Chemical Waste	1000 kg	Disposed of by a licensed collector
Paper / cardboard packaging	0 kg	-
Plastic	0 kg	
Metal	0 kg	
General Refuse	230 m ³	NENT Landfill

7 Cultural Heritage

In accordance with the EM&A Manual, appropriate vibration monitoring on the identified built heritage has been agreed with the Building Department (BD)/Geotechnical Engineering Office (GEO) under the requirement of Buildings Ordinance and/or Blasting Permit as appropriate. Vibration monitoring was not conducted at Wong Tai Sin Temple since no TBM was in operation during the reporting month.

8 Hazard

No blasting activity was carried out during the reporting month.

9 Environmental Performance

9.1 Environmental Site Inspection

Environmental site inspections were carried out on a weekly basis, with the IEC joint site inspection being carried out on 16 March 2016, to monitor environmental issues on the construction sites to ensure that all mitigation measures were implemented timely and properly. A summary of the site inspections in the reporting month is presented in **Table 9.1**.

Table 9.1 Key Findings of Weekly Environmental Site Audit

Inspection Date	Works Area	Key Observations and Recommendations	Contractor's Response / Environmental Outcome	Closed Date / Follow up Status
Water				
23 March 2016	Diamond Hill	The contractor is reminded to ensure that the sedimentation tank of the WWTP has sufficient capacity.	Agreed with ET's Advice.	The contractor rectified the issue and ensured that the sedimentation tank of the WWTP had sufficient capacity. Closed 30 March 2016.
Noise				
24 February 2016	Fung Tak	The contractor is reminded to provide acoustic blankets on breaker heads before operation.	Agreed with ET's Advice.	The contractor rectified the issue and ensured that acoustic blankets were provided on breaker heads before operation. Closed 2 March 2016.
16 March 2016	Fung Tak	The contractor is reminded to provide acoustic blankets on breaker heads before operation.	Agreed with ET's Advice.	The contractor rectified the issue and ensured that acoustic blankets were provided on breaker heads before operation. Closed 23 March 2016.
Air Quality				

Inspection Date	Works Area	Key Observations and Recommendations	Contractor's Response / Environmental Outcome	Closed Date / Follow up Status
30 March 2016	General	The contractor is reminded to ensure that stockpiles of excavated materials are covered with a tarpaulin sheet.	Agreed with ET's Advice.	The contractor noted the issue and the follow up status will be reported in the next reporting month.
Waste Management				
2 March 2016	Ma Chai Hang	The contractor is reminded to ensure that chemicals are stored in a bunded area.	Agreed with ET's Advice.	The contractor rectified the issue and ensured that chemicals were stored in a bunded area Closed 9 March 2016.
9 March 2016	Hin Keng	The contractor is reminded to practice proper housekeeping and ensure that the empty chemical barrels are removed.	Agreed with ET's Advice.	The contractor rectified the issue and ensured that the empty chemical barrels were removed. Closed 16 March 2016.
16 March 2016	Ma Chai Hang	The contractor is reminded to get rid of stagnant water from drip tray after raining.	Agreed with ET's Advice.	The contractor rectified the issue and ensured that stagnant water from drip tray was taken away after raining. Closed 23 March 2016.
23 March 2016	Hin Keng	The contractor is reminded to ensure that oil drums have the provision of a drip tray directly after unloading.	Agreed with ET's Advice.	The contractor rectified the issue and ensured that oil drums had the provision of a drip tray directly after unloading. Closed 30 March 2016.

9.2 Summary of Environmental Complaint

There was one environmental complaints regarding water issues recorded in the reporting month. The updated statistical summary of complaint is presented in **Table 9.2**. The updated complaint logs for the Project in the reporting month is shown in **Appendix L**.

Table 9.2 Summary of Complaints

Reporting Period	Complaint Statistics		Area of Concern	Status
	Number	Cumulative		
01/03/16– 31/03/16	1	13	Diamond Hill	Closed

9.3 Summary of Environmental Non-Compliance

There was no non-compliance identified during the reporting month so review of the non-compliance was not required.

9.4 Summary of Environmental Summon and Successful Prosecution

No summons of prosecutions related to environmental issues were received or made against the project in the reporting month. Please refer to **Appendix L** for a Cumulative Log for Complaints, Notifications of Summons and Successful Prosecutions.

10 Future Key Issues

10.1 Key Issues for the Coming Month

Works to be undertaken in the coming reporting month are summarised in **Table 10.1** below.

Table 10.1 Tentative Programme of Construction Works for the Coming Month

Locations	Major Works Undertaken
Diamond Hill	Tunnel Boring Machine (TBM) tunneling.
Hin Keng	Tunnel Lining and Partition Walls, Dividing Slabs, Drains and Walkways.
Fung Tak	Tunnels Connection, RC Concrete and ELS Work and Sheet piling for retaining wall.
Ma Chai Hang	Central Core, Ventilation Tunnel and C&S Works.
Tsuen Kwan O Area 137	Operation of Magazine Site (decommissioning).
Shiu Chui O	Storage Area

10.2 Environmental Monitoring Program for the Coming Month

Environmental monitoring and audit will be carried out in accordance with the requirements stipulated in the EM&A manual. Tentative air and noise monitoring as well as weekly site audit schedule for the coming month with respect to the construction programme is shown in **Appendix K**.

10.3 Construction Program for the Coming Month

The construction programme for the coming month is shown in **Appendix A**.

11 Conclusions and Recommendations

11.1 Conclusions

The construction phase of the project commenced on 14 February 2013. The EM&A programme has since been implemented, including air quality, noise and environmental site audits. Four environmental site audits were conducted in the reporting month.

No exceedance of Action and Limit Level of Regular Construction Noise was recorded during the reporting month.

No exceedance of the Action and Limit Levels of 24-hour TSP monitoring was recorded at the designated monitoring stations during the reporting period.

No non-compliance event was recorded during the reporting period.

One complaint was received during the reporting period. No summons/prosecution was received during the reporting period.

The Contractor's ET will keep track on the EM&A programme to ensure compliance of environmental requirements and the proper implementation of all necessary mitigation measures.

11.2 Recommendations

Impact monitoring will continue to be carried out in the following month and will follow the requirements stipulated in the EM&A manual. Attention will be paid to the environmental issues identified in the EIA report and weekly site audit. Mitigation measures recommended in EIA report and Implementation Schedule of Mitigation Measure will be fully implemented.

Waste management is a key environmental issue. The waste management plan should be strictly followed in accordance with the requirements described in the EIA report.

Water Quality impact is also a key environmental issue. The drainage system should be well maintained. All wastewater generated within the site shall be collected and treated prior to discharge.

Construction noise is also a key environmental issue. The implemented construction noise mitigation measures should also be maintained and improved as necessary. Especially in restricted hours, the conditions stipulated in the CNPs should be strictly followed when the construction works were carried out during restricted hours.

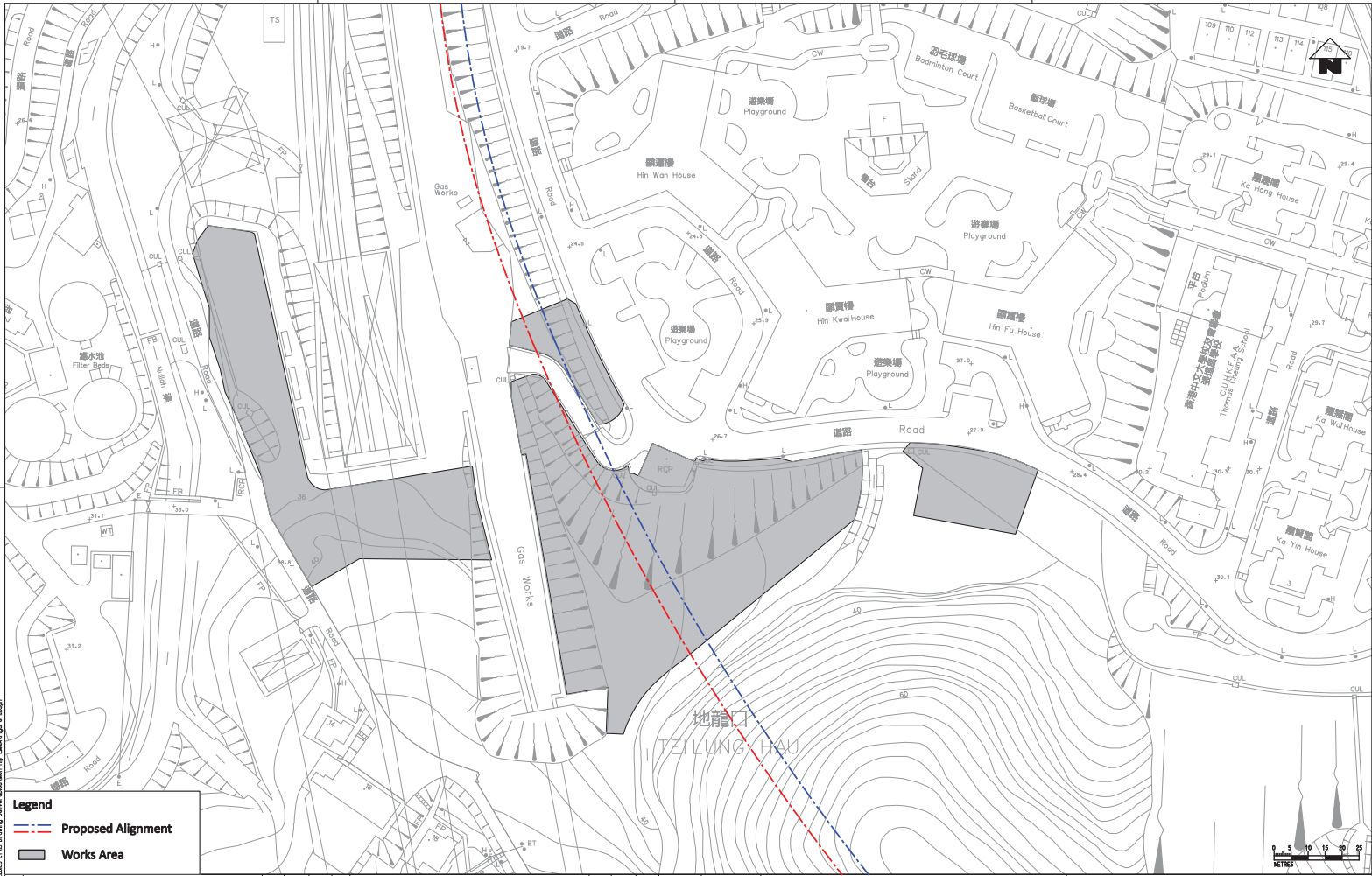
Construction dust is also key environmental issue. The implemented construction dust mitigation measures including covering of exposed slope / soil with tarpaulin

sheet etc., should be maintained and improved as necessary. Adequate water spraying should be provided for the unpaved area to minimize dust disturbance.

12 Reference

- (1) MTR Corporation Limited. SCL – NEX/2206 EIA Study for Tai Wai to Hung Hom Section. Final Environmental Impact Assessment Report. October 2011.
- (2) MTR Corporation Limited. SCL – NEX/2206 EIA Study for Tai Wai to Hung Hom Section. Environmental Monitoring and Audit Manual. October 2011.
- (3) MTR Corporation Limited. SCL – NEX/2206 EIA Study for Stabling Sidings at Hung Hom Freight Yard. Final Environmental Impact Assessment Report. October 2011.
- (4) MTR Corporation Limited. SCL - NEX/2206 EIA Study for Stabling Sidings at Hung Hom Freight Yard. Environmental Monitoring and Audit Manual. October 2011.

Figures

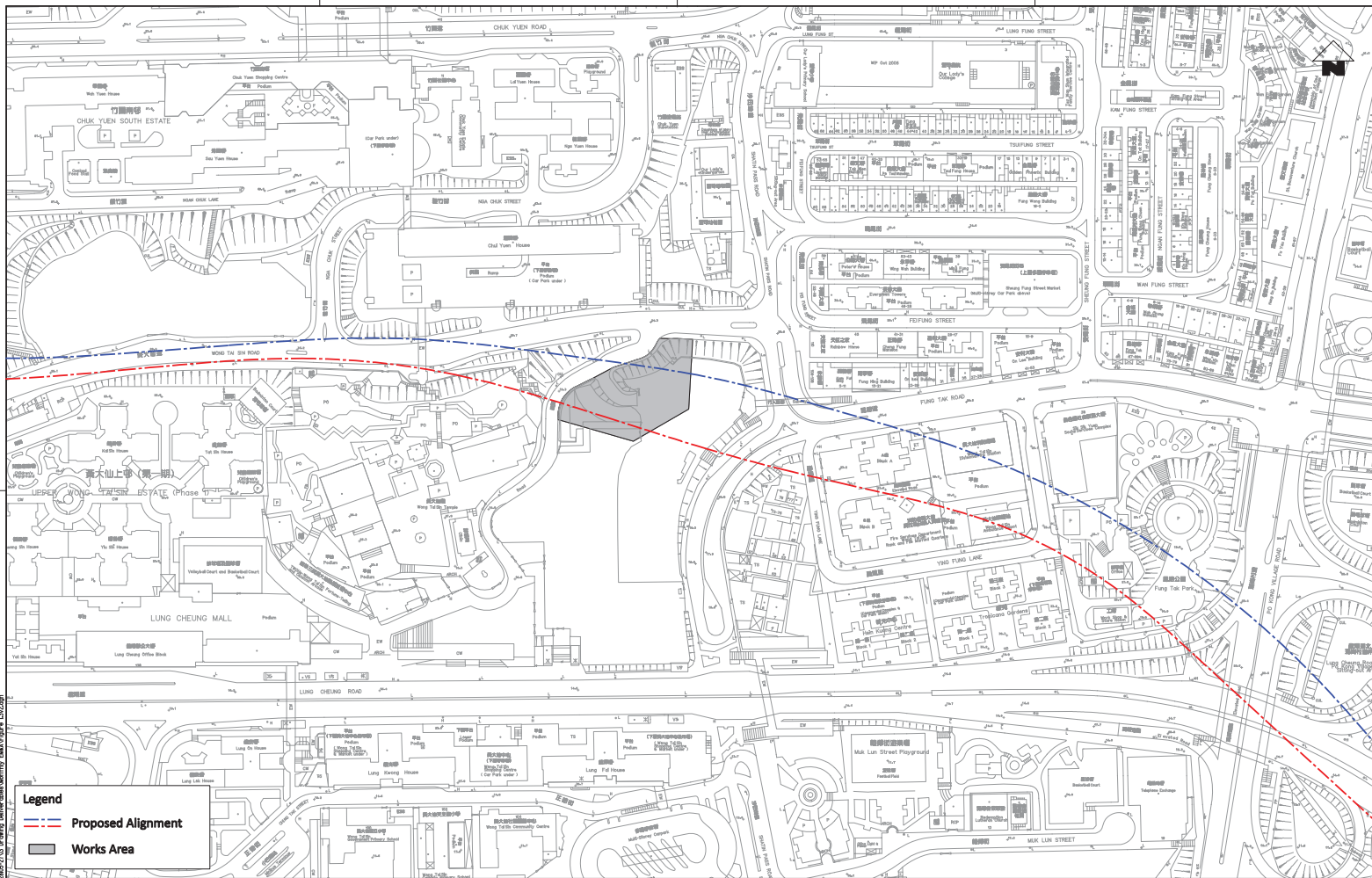


Legend

- Proposed Alignment
- Works Area

C:\Program Files\Bentley\MapSource\MapSource\MapPrinter.plt
 PLOT DATE: 12/12/12
 PLOT TIME: 10:00:00
 PLOT USER: ARUP

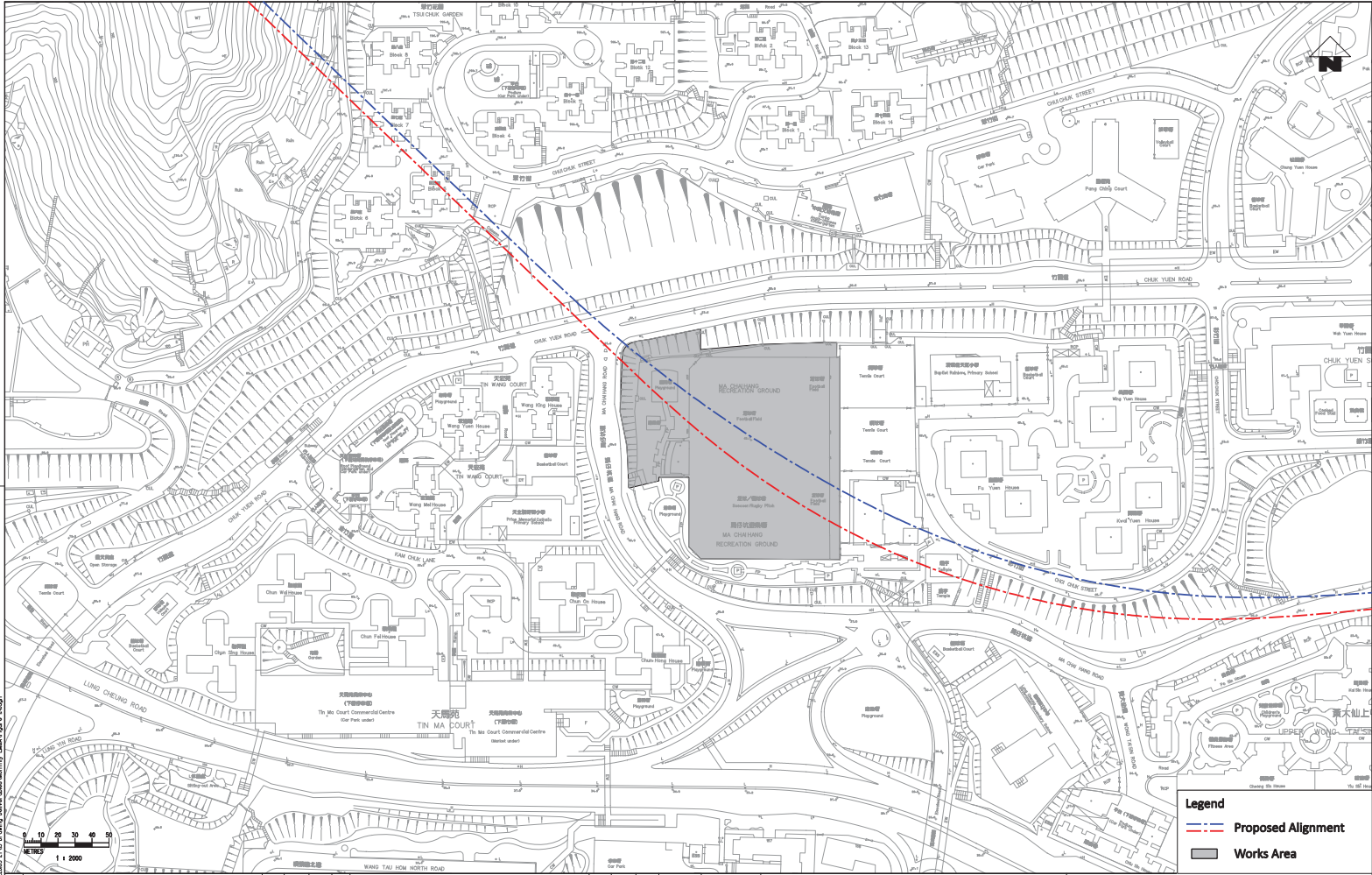
DRAWN: QL DESIGNED: QL CHECKED: CN APPROVED: ST DATE: 12/12 ORIGINATOR: ARUP One Arup & Partners Hong Kong Limited				MTR SHATIN TO CENTRAL LINK				CONTRACT 1103 HIN KENG TO DIAMOND HILL TUNNELS Locations of Project Works Areas - General Site Layout of Hin Keng Works Area (Sheet 1 of 6)				
A FIRST ISSUE				QL	12/12	ST	SCALE: 1:1000 (A3)				DRAWING NO: Figure 1.1	REV: A
REV	DESCRIPTION	BY	DATE	APPROVED	REV	DESCRIPTION	BY	DATE	APPROVED	CADD REF.		



Legend
 --- Proposed Alignment
 Works Area

PLT: 001
 0: Program
 1: Design
 2: Construction
 3: Operation
 4: Maintenance
 5: Decommissioning
 6: End of Life
 7: Other
 8: Not Specified
 9: Unknown
 10: Other
 11: Other
 12: Other
 13: Other
 14: Other
 15: Other
 16: Other
 17: Other
 18: Other
 19: Other
 20: Other
 21: Other
 22: Other
 23: Other
 24: Other
 25: Other
 26: Other
 27: Other
 28: Other
 29: Other
 30: Other
 31: Other
 32: Other
 33: Other
 34: Other
 35: Other
 36: Other
 37: Other
 38: Other
 39: Other
 40: Other
 41: Other
 42: Other
 43: Other
 44: Other
 45: Other
 46: Other
 47: Other
 48: Other
 49: Other
 50: Other
 51: Other
 52: Other
 53: Other
 54: Other
 55: Other
 56: Other
 57: Other
 58: Other
 59: Other
 60: Other
 61: Other
 62: Other
 63: Other
 64: Other
 65: Other
 66: Other
 67: Other
 68: Other
 69: Other
 70: Other
 71: Other
 72: Other
 73: Other
 74: Other
 75: Other
 76: Other
 77: Other
 78: Other
 79: Other
 80: Other
 81: Other
 82: Other
 83: Other
 84: Other
 85: Other
 86: Other
 87: Other
 88: Other
 89: Other
 90: Other
 91: Other
 92: Other
 93: Other
 94: Other
 95: Other
 96: Other
 97: Other
 98: Other
 99: Other
 100: Other

				DRAWN: GL CHECKED: CH APPROVED: ST DATE: 12/12 ORIGINATOR: ARUP One Arup & Partners Hong Kong Limited MTR SHANTIN TO CENTRAL LINK				TITLE: CONTRACT 1103 HIN KENG TO DIAMOND HILL TUNNELS Locations of Project Works Areas - Site Layout Plan of Fung Tak EAP/EEP Building (Sheet 3 of 6)				
A FIRST ISSUE				GL 12/12 ST				SCALE: 1:2000 (A3) DRAWING NO: Figure 1.3				
REV	DESCRIPTION	BY	DATE	APPROVED	REV	DESCRIPTION	BY	DATE	APPROVED	CADD REF.	REV	A



Legend

- - - Proposed Alignment
- Works Area

CAD Program: File\Open\AutoCAD\AutoCAD.dwg
 PLOT DATE: 12/12/12
 PLOT TIME: 11:58:11 AM
 PLOT SCALE: 1:2000
 PLOT SHEET: 1 of 6
 PLOT AREA: 1000x1000
 PLOT ORIGIN: 0,0
 PLOT UNIT: 1:2000
 PLOT SHEET: 1 of 6
 PLOT AREA: 1000x1000
 PLOT ORIGIN: 0,0

SHATIN TO CENTRAL LINK				CONTRACT 1103 HIN KENG TO DIAMOND HILL TUNNELS Locations of Project Works Areas - Site Layout Plan of Ma Cha Hang Shaft (Sheet 4 of 6)							
DRAWN: CL CHECKED: CN APPROVED: ST DATE: 12/12		ORIGINATOR: ARUP One Arup & Partners Hong Kong Limited		SCALE: 1:2000 (A3) DRAWING NO.: Figure 1.4 REV: A							
REV	DESCRIPTION	BY	DATE	APPROVED	REV	DESCRIPTION	BY	DATE	APPROVED	REV	DESCRIPTION
A	FIRST ISSUE		12/12	ST							



C:\ProgramData\Bentley\MicroStation\MSI\SELECT\Map\Map\Station\Systems\Map\Map\Map_13_PDF_C.dwg
 PLOT DATE: 11/15/15
 PLOT TIME: 11:00:00
 PLOT USER: mtr

Legend

- Proposed Alignment
- Works Area
- Off-Site Works Area

DESIGNED	CL
CHECKED	CN
APPROVED	ST
DATE	11/15

MTR

SHATIN TO CENTRAL LINK

ARUP One Arup & Partners
Hong Kong Limited

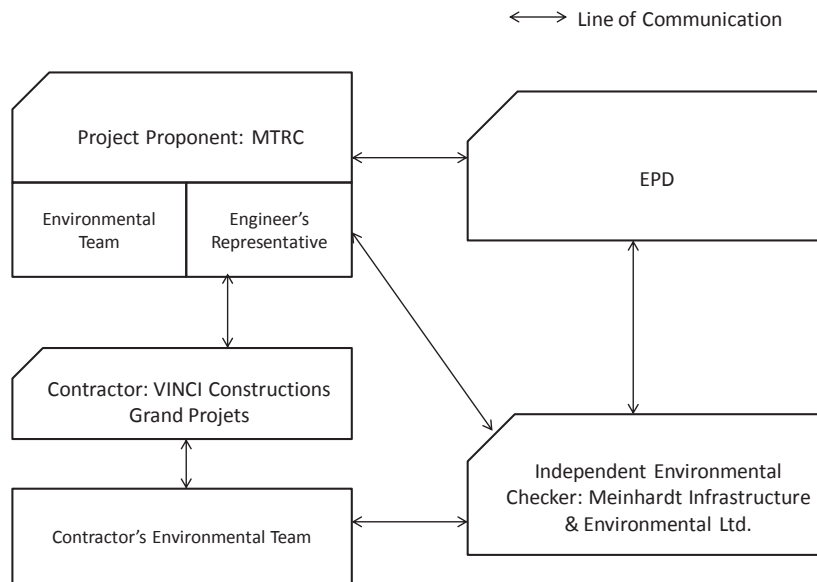
CONTRACT 1103
HIN KENG TO DIAMOND HILL TUNNELS
 Locations of Project Works Areas
 - General Alignment of Contract 1103
 (Sheet 6 of 6)

SCALE: AS SHOWN
 DRAWING NO: Figure 1.6
 REV: B

BY	DATE	APPROVED	REV	DESCRIPTION

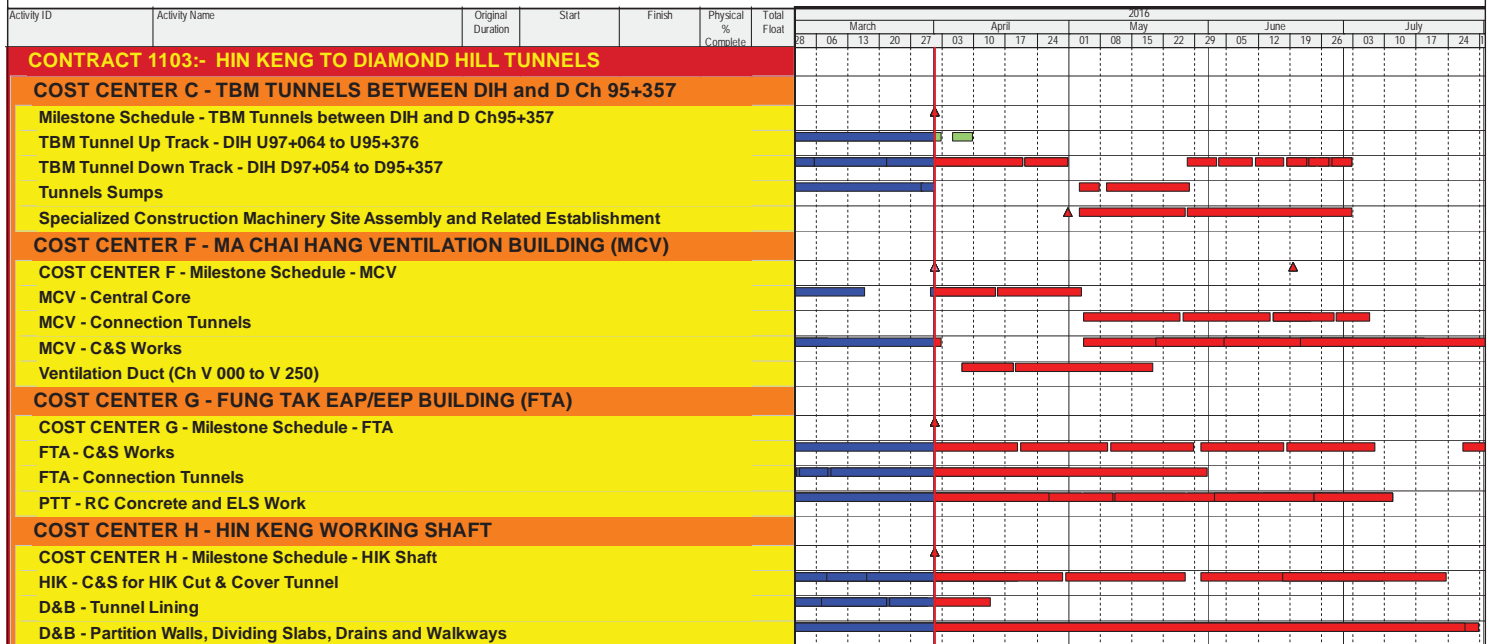
BY	DATE	APPROVED	REV	DESCRIPTION

Figure 1.7 - Project Organisation for Environmental Works



Appendix A

Construction Programme



	GRANDS PROJETS	Three Month Rolling Programme As of 1-Apr-2016	Date	Revision	Checked	Approved
			01-Apr-16	Submission for MTR Information	QT	EC

Appendix B

Environmental
Monitoring
Programme in
Reporting Month

SCL Works Contract 1103 - Hin Keng to Diamond Hill Tunnels
Impact Monitoring Schedule - March 2016

Date		Air Quality	Noise	Site Inspection
		24-hours TSP	L _{Aeq} , 30 min	
1-Mar-16	Tue			
2-Mar-16	Wed			
3-Mar-16	Thu			
4-Mar-16	Fri			
5-Mar-16	Sat			
6-Mar-16	Sun			
7-Mar-16	Mon			
8-Mar-16	Tue			
9-Mar-16	Wed			
10-Mar-16	Thu			
11-Mar-16	Fri			
12-Mar-16	Sat			
13-Mar-16	Sun			
14-Mar-16	Mon			
15-Mar-16	Tue			
16-Mar-16	Wed			
17-Mar-16	Thu			
18-Mar-16	Fri			
19-Mar-16	Sat			
20-Mar-16	Sun			
21-Mar-16	Mon			
22-Mar-16	Tue			
23-Mar-16	Wed			
24-Mar-16	Thu			
25-Mar-16	Fri			
26-Mar-16	Sat			
27-Mar-16	Sun			
28-Mar-16	Mon			
29-Mar-16	Tue			
30-Mar-16	Wed			
31-Mar-16	Thu			

	Public Holiday
	Monitoring Day

Monitoring Details

Monitoring	Locations	Parameters
Air Quality	DMS-1 - C.U.H.K.A.A Thomas Cheung School, DMS-2 - Price Memorial Catholic Primary School and DMS-3 / DMS-4 - Hong Kong Sheng Kung Hui Nursing Home	24-hour TSP
Noise	NMS-CA-1 - C.U.H.K.A.A Thomas Cheung School, NMS-CA-2 - Price Memorial Catholic Primary School and NMS-CA-3 /NMS-CA-4 - Hong Kong Sheng Kung Hui Nursing Home	L _{Aeq} (30 min), L ₁₀ , L ₉₀

Appendix C

Environmental
Mitigation
Implementation
Schedule (EMIS)

Environmental Mitigation Implementation Schedule – Works Contract 1103

Note: Chapters 1 to 3 of the EIA report present the background information of the Project, identified concurrent projects, objectives and scope for various environmental aspects, and description on alternative options and construction description. Chapters 4 to 14 of the EIA report present the EIA findings and mitigation measures are described below with cross-reference to the EIA report for the reporting month. Chapters 15 & 16 describe the environmental monitoring requirements and conclusion.

EIA Ref.	EM&A Log Ref	Recommended Mitigation Measures	Objectives of the Recommended Measures & Main Concerns to address	Location of the measures	When to implement the measures?	What requirements or standards for the measures to achieve?	Implementation Status
<i>Ecology (Pre-Construction Phase)</i>							
S5.4	E1	Engineering works should not encroach into country park boundary, Tei Lung Hau Stream and secondary woodland near the portal at Hin Keng	Minimize ecological impacts	Lion Rock Country Park, Tei Lung Hau Stream	Detailed design and construction stage	<ul style="list-style-type: none"> •AFCD's requirements •EIAO •Country Parks Ordinance 	✓
	E2	<p><u>Habitat Loss</u></p> <p>A detailed vegetation survey should be conducted in the Hin Keng Portal area to locate and enumerate individuals of <i>Aquilaria sinensis</i> which will potentially be affected by construction and operation of the Portal.</p> <p>A suitable site for transplanting all affected individuals within the footprint area should be identified and assessed for its suitability. A transplantation plan should then be drawn up and details of the transplantation methodologies and programme along with post-transplantation monitoring should be included.</p>	Minimize ecological impacts on important species	Hin Keng Portal areas	Prior to site clearance	<ul style="list-style-type: none"> •AFCD's requirements 	✓
S5.7	E3	<p><u>Tree felling and vegetation removal</u></p> <p>Precautionary checks of the vegetation for the presence of nesting bird species of conservation interest should be carried out before vegetation clearance by an ecologist.</p>	Minimize ecological impacts to breeding bird species of conservation interest	Works sites for DIH	Prior to site clearance	<ul style="list-style-type: none"> •AFCD's requirements 	N/A

Notes (*): ✓ - Compliance; N/A – Not Applicable; N/O – Not Observed; Rdr – Reminder; Obs – Observation; N/C – Non Compliance

Environmental Mitigation Implementation Schedule – Works Contract 1103

EIA Ref.	EM&A Log Ref	Recommended Mitigation Measures	Objectives of the Recommended Measures & Main Concerns to address	Location of the measures	When to implement the measures?	What requirements or standards for the measures to achieve?	Implementation Status
Ecology (Construction Phase)							
S5.7	E5	<p><u>Good Site Practices</u></p> <p>Impact to any habitats or local fauna should be avoided by implementing good site practices, including the containment of silt runoff within the site boundary, the containment of contaminated soils for removal from the site, appropriate storage of chemicals and chemical waste away from sites of ecological value and the provision of sanitary facilities for on-site workers. Adoption of such measures should permit waste to be suitably contained within the site for subsequent removal and appropriate disposal.</p> <p>The following good site practices should also be implemented:</p> <ul style="list-style-type: none"> • Erection of temporary geotextile silt or sediment fences/oil traps around any earth-moving works to trap any sediments and prevent them from entering watercourses in particular the Tei Lung Hau stream; • Avoidance of soil storage against trees or close to waterbodies in particular the Tei Lung Hau stream; • Delineation of works site by erecting hoardings to prevent encroachment onto adjacent habitats and fence off areas which have some ecological value e.g. Tei Lung Hau Stream and the adjoining secondary woodland, tunnel on hill at top of slope stabilisation works; • No on-site burning of waste; • Waste and refuse in appropriate receptacles. 	Minimize ecological impacts	All construction sites	Construction stage		<p align="center">✓</p> <p align="center">✓</p> <p align="center">✓</p> <p align="center">✓</p> <p align="center">✓</p>

Environmental Mitigation Implementation Schedule – Works Contract 1103

EIA Ref.	EM&A Log Ref	Recommended Mitigation Measures	Objectives of the Recommended Measures & Main Concerns to address	Location of the measures	When to implement the measures?	What requirements or standards for the measures to achieve?	Implementation Status
S5.7	E7	<p><u>Water Quality and Hydrology</u></p> <ul style="list-style-type: none"> Implement water control measures (ETWB TCW No. 5/2005, Protection of natural streams/ rivers from adverse impacts arising from construction works to avoid direct or indirect impacts on the Tei Lung Hau Stream) and good site practices. Canopy tubes should be installed from the shaft structure and extend the full width of the stream. These canopy tubes with sieves along its length should be grouted and form a stable and low permeable 'umbrella' for further mining works to be carried out in stages. The canopy tubes beneath the stream area are within Completely Decomposed Granite (CDG) stratum. 	<ul style="list-style-type: none"> Avoid indirect water impact to any wetland habitats or wetland fauna Minimize the drawdown of water table 	Works area in Hin Keng	Construction stage	<ul style="list-style-type: none"> TCW No. 5/2005 	<p align="center">✓</p> <p align="center">✓</p>

Environmental Mitigation Implementation Schedule – Works Contract 1103

EIA Ref.	EM&A Log Ref	Recommended Mitigation Measures	Objectives of the Recommended Measures & Main Concerns to address	Location of the measures	When to implement the measures?	What requirements or standards for the measures to achieve?	Implementation Status
Landscape and Visual (Construction Phase)							
S6.9.3	LV1	<p>The following good site practices and measures for minimisation and avoidance of potential impacts are recommended:</p> <p><u>Re-use of Existing Soil</u></p> <ul style="list-style-type: none"> For soil conservation, existing topsoil shall be re-used where possible for new planting areas within the project. The construction program shall consider using the soil removed from one phase for backfilling another. Suitable storage ground, gathering ground and mixing ground may be set up on-site as necessary. <p><u>No-intrusion Zone</u></p> <ul style="list-style-type: none"> To maximize protection to existing trees, ground vegetation and the associated under storey habitats, construction contracts may designate "No-intrusion Zone" to various areas within the site boundary with rigid and durable fencing for each individual no-intrusion zone. The contractor should closely monitor and restrict the site working staff from entering the "no-intrusion zone", even for indirect construction activities and storage of equipment. <p><u>Protection of Retained Trees</u></p> <ul style="list-style-type: none"> All retained trees should be recorded photographically at the commencement of the Contract, and carefully protected during the construction period. Detailed tree protection specification shall be allowed and included in the Contract Specification, which specifying the tree protection requirement, submission and approval system, and the tree monitoring system. The Contractor shall be required to submit, for approval, a detailed working method statement for the protection of trees 	Minimize visual & landscape impact	Within Project Site	Construction stage	TM-EIAO	<p align="center">✓</p> <p align="center">✓</p> <p align="center">✓</p> <p align="center">✓</p>

Notes (*): ✓ - Compliance; N/A – Not Applicable; N/O – Not Observed; Rdr – Reminder; Obs – Observation; N/C – Non Compliance

Environmental Mitigation Implementation Schedule – Works Contract 1103

EIA Ref.	EM&A Log Ref	Recommended Mitigation Measures	Objectives of the Recommended Measures & Main Concerns to address	Location of the measures	When to implement the measures?	What requirements or standards for the measures to achieve?	Implementation Status
		prior to undertaking any works adjacent to all retained trees, including trees in contractor's works sites.					
S6.12	LV2	<ul style="list-style-type: none"> • <u>Decorative Hoarding</u> Erection of decorative screen during construction stage to screen off undesirable views of the construction site for visual and landscape sensitive areas. Hoarding should be designed to be compatible with the existing urban context. • <u>Management of facilities on work sites</u> To provide proper management of the facilities on the sites, give control on the height and disposition/ arrangement of all facilities on the works site to minimize visual impact to adjacent VSRs. • <u>Tree Transplanting</u> Trees of high to medium survival rate would be affected by the works shall be transplanted where possible and practicable. Tree transplanting proposal including final location for transplanted trees shall be submitted separately to seek relevant government department's approval, in accordance with ETWB TCW No 3/2006. 	Minimize visual & landscape impact	Within Project Site	Detailed design and construction stage	EIAO – TM ETWB TCW 2/2004 ETWB TCW 3/2006	 ✓ ✓ ✓

Notes (*): ✓ - Compliance; N/A – Not Applicable; N/O – Not Observed; Rdr – Reminder; Obs – Observation; N/C – Non Compliance

Environmental Mitigation Implementation Schedule – Works Contract 1103

EIA Ref.	EM&A Log Ref	Recommended Mitigation Measures	Objectives of the Recommended Measures & Main Concerns to address	Location of the measures	When to implement the measures?	What requirements or standards for the measures to achieve?	Implementation Status
Air Quality (Construction Phase)							
-	A1	Emission from Vehicles and Plants <ul style="list-style-type: none"> All vehicles shall be shut down in intermittent use. Only well-maintained plant should be operated on-site and plant should be serviced regularly to avoid emission of black smoke. All diesel fuelled construction plant within the works areas shall be powered by ultra-low sulphur diesel fuel (ULSD) 	Reduce air pollution emission from construction vehicles and plants	All construction sites	Construction stage	• APCO	✓
		Open burning shall be prohibited	Reduce air pollution emission from work site	All construction sites	Construction stage	• APCO	✓
Construction Dust Impact							
S7.6.5	D1	The contractor shall follow the procedures and requirements given in the Air Pollution Control (Construction Dust) Regulation	Minimize dust impact at the nearby sensitive receivers	All construction sites	Construction stage	• APCO • To control the dust impact to meet HKAQO and TM-EIA criteria	✓
S7.6.5	D2	<ul style="list-style-type: none"> Mitigation measures in form of regular watering under a good site practice should be adopted. Watering once per hour on exposed worksites and haul road in the Kowloon area and once per 1.5 hour at those in the Tai Wai area should be conducted to achieve dust removal efficiencies of 91.7%. While the above watering frequencies are to be followed, the extent of watering may vary depending on actual site conditions but should be sufficient to 	Minimize dust impact at the nearby sensitive receivers	All construction sites	Construction stage	• APCO • To control the dust impact to meet HKAQO and TM-EIA criteria	✓

Notes (*): ✓ - Compliance; N/A – Not Applicable; N/O – Not Observed; Rdr – Reminder; Obs – Observation; N/C – Non Compliance

Environmental Mitigation Implementation Schedule – Works Contract 1103

EIA Ref.	EM&A Log Ref	Recommended Mitigation Measures	Objectives of the Recommended Measures & Main Concerns to address	Location of the measures	When to implement the measures?	What requirements or standards for the measures to achieve?	Implementation Status
		maintain an equivalent intensity of no less than 1.8 L/m ² to achieve the dust removal efficiency					
S7.6.5	D3	<ul style="list-style-type: none"> • Proper watering of exposed spoil should be undertaken throughout the construction phase: • Any excavated or stockpile of dusty material should be covered entirely by impervious sheeting or sprayed with water to maintain the entire surface wet and then removed or backfilled or reinstated where practicable within 24 hours of the excavation or unloading; • Any dusty materials remaining after a stockpile is removed should be wetted with water and cleared from the surface of roads; • A stockpile of dusty material should not be extend beyond the pedestrian barriers, fencing or traffic cones. • The load of dusty materials on a vehicle leaving a construction site should be covered entirely by impervious sheeting to ensure that the dusty materials do not leak from the vehicle; • Where practicable, vehicle washing facilities with high pressure water jet should be provided at every discernible or designated vehicle exit point. The area where vehicle washing takes place and the road section between the washing facilities and the exit point should be paved with concrete, bituminous materials or hardcores; • When there are open excavation and reinstatement works, hoarding of not less than 2.4m high should be provided and properly maintained as far as practicable along the site boundary with provision for public crossing; Good site practice shall also be adopted by the Contractor to ensure the conditions of the hoardings are properly maintained throughout the construction 	Minimize dust impact at the nearby sensitive receivers	All construction sites	Construction stage	<ul style="list-style-type: none"> • APCO • To control the dust impact to meet HKAQO and TM-EIA criteria 	<p align="center">✓</p> <p align="center">Rdr</p> <p align="center">✓</p> <p align="center">✓</p> <p align="center">✓</p> <p align="center">✓</p> <p align="center">✓</p>

Notes (*): ✓ - Compliance; N/A – Not Applicable; N/O – Not Observed; Rdr – Reminder; Obs – Observation; N/C – Non Compliance

Environmental Mitigation Implementation Schedule – Works Contract 1103

EIA Ref.	EM&A Log Ref	Recommended Mitigation Measures	Objectives of the Recommended Measures & Main Concerns to address	Location of the measures	When to implement the measures?	What requirements or standards for the measures to achieve?	Implementation Status
		<p>period;</p> <ul style="list-style-type: none"> • The portion of any road leading only to construction site that is within 30m of a vehicle entrance or exit should be kept clear of dusty materials; • Surfaces where any pneumatic or power-driven drilling, cutting, polishing or other mechanical breaking operation takes place should be sprayed with water or a dust suppression chemical continuously; • Any area that involves demolition activities should be sprayed with water or a dust suppression chemical immediately prior to, during and immediately after the activities so as to maintain the entire surface wet; • Where a scaffolding is erected around the perimeter of a building under construction, effective dust screens, sheeting or netting should be provided to enclose the scaffolding from the ground floor level of the building, or a canopy should be provided from the first floor level up to the highest level of the scaffolding; • Any skip hoist for material transport should be totally enclosed by impervious sheeting; • Every stock of more than 20 bags of cement or dry pulverised fuel ash (PFA) should be covered entirely by impervious sheeting or placed in an area sheltered on the top and the 3 sides; 					<p align="center">✓</p> <p align="center">✓</p> <p align="center">N/A</p> <p align="center">✓</p> <p align="center">✓</p> <p align="center">✓</p>

Environmental Mitigation Implementation Schedule – Works Contract 1103

EIA Ref.	EM&A Log Ref	Recommended Mitigation Measures	Objectives of the Recommended Measures & Main Concerns to address	Location of the measures	When to implement the measures?	What requirements or standards for the measures to achieve?	Implementation Status
		<ul style="list-style-type: none"> • Cement or dry PFA delivered in bulk should be stored in a closed silo fitted with an audible high level alarm which is interlocked with the material filling line and no overfilling is allowed; • Loading, unloading, transfer, handling or storage of bulk cement or dry PFA should be carried out in a totally enclosed system or facility, and any vent or exhaust should be fitted with an effective fabric filter or equivalent air pollution control system; and • Exposed earth should be properly treated by compaction, turfing, hydroseeding, vegetation planting or sealing with latex, vinyl, bitumen, shotcrete or other suitable surface stabiliser within six months after the last construction activity on the construction site or part of the construction site where the exposed earth lies. 					<p align="center">✓</p> <p align="center">✓</p> <p align="center">N/A</p>
S7.6.5	D6	Implement regular dust monitoring under EM&A programme during the construction stage.	Monitoring of dust impact	Selected representative dust monitoring station	Construction stage	• TM-EIA	✓

Environmental Mitigation Implementation Schedule – Works Contract 1103

EIA Ref.	EM&A Log Ref	Recommended Mitigation Measures	Objectives of the Recommended Measures & Main Concerns to address	Location of the measures	When to implement the measures?	What requirements or standards for the measures to achieve?	Implementation Status
Construction Noise (Airborne)							
S8.3.6	N1	<p>Implement the following good site practices:</p> <ul style="list-style-type: none"> only well-maintained plant should be operated on-site and plant should be serviced regularly during the construction programme; machines and plant (such as trucks, cranes) that may be in intermittent use should be shut down between work periods or should be throttled down to a minimum; plant known to emit noise strongly in one direction, where possible, be orientated so that the noise is directed away from nearby NSRs; silencers or mufflers on construction equipment should be properly fitted and maintained during the construction works; mobile plant should be sited as far away from NSRs as possible and practicable; material stockpiles, mobile container site office and other structures should be effectively utilised, where practicable, to screen noise from on-site construction activities. 	Control construction airborne noise	All construction sites	Construction stage	• Annex 5, TM-EIA	<p>✓</p> <p>✓</p> <p>✓</p> <p>Rdr</p> <p>✓</p> <p>✓</p>
S8.3.6	N2	Install temporary hoarding located on the site boundaries between noisy construction activities and NSRs. The conditions of the hoardings shall be properly maintained throughout the construction period.	Reduce the construction noise levels at low-level zone of NSRs through partial screening.	All construction sites	Construction stage	• Annex 5, TM-EIA	✓
S8.3.6	N3	Install movable noise barriers (typical design is wooden framed barrier with a small-cantilevered on a skid footing with 25mm thick internal sound absorptive lining), acoustic mat or full enclosure, screen the noisy plants including air compressor, generators and	Screen the noisy plant items to be used at all construction sites	All construction sites where practicable	Construction stage	• Annex 5, TM-EIA	✓

Notes (*): ✓ - Compliance; N/A – Not Applicable; N/O – Not Observed; Rdr – Reminder; Obs – Observation; N/C – Non Compliance

Environmental Mitigation Implementation Schedule – Works Contract 1103

EIA Ref.	EM&A Log Ref	Recommended Mitigation Measures	Objectives of the Recommended Measures & Main Concerns to address	Location of the measures	When to implement the measures?	What requirements or standards for the measures to achieve?	Implementation Status
		saw.					
S8.3.6	N4	Use "Quiet plants"	Reduce the noise levels of plant items	All construction sites where practicable	Construction stage	• Annex 5, TM-EIA	✓
S8.3.6	N5	Sequencing operation of construction plants where practicable.	Operate sequentially within the same work site to reduce the construction airborne noise	All construction sites where practicable	Construction stage	• Annex 5, TM-EIA	✓
S8.3.6	N6	Implement a noise monitoring under EM&A programme.	Monitor the construction noise levels at the selected representative locations	Selected representative noise monitoring station	Construction stage	• TM-EIA	✓

Environmental Mitigation Implementation Schedule – Works Contract 1103

EIA Ref.	EM&A Log Ref	Recommended Mitigation Measures	Objectives of the Recommended Measures & Main Concerns to address	Location of the measures	When to implement the measures?	What requirements or standards for the measures to achieve?	Implementation Status
Water Quality (Construction Phase)							
S10.7.1	W1	<p>In accordance with the Practice Noise for Professional Persons on Construction Site Drainage, Environmental Protection Department, 1994 (ProPECC PN1/94), construction phase mitigation measures shall include the following:</p> <p><u>Construction Runoff and Site Drainage</u></p> <ul style="list-style-type: none"> At the start of site establishment (including the barging facilities), perimeter cut-off drains to direct off-site water around the site should be constructed with internal drainage works and erosion and sedimentation control facilities implemented. Channels (both temporary and permanent drainage pipes and culverts), earth bunds or sand bag barriers should be provided on site to direct stormwater to silt removal facilities. The design of the temporary on-site drainage system will be undertaken by the contractor prior to the commencement of construction. The dikes or embankments for flood protection should be implemented around the boundaries of earthwork areas. Temporary ditches should be provided to facilitate the runoff discharge into an appropriate watercourse, through a site/sediment trap. The sediment/silt traps should be incorporated in the permanent drainage channels to enhance deposition rates. The design of efficient silt removal facilities should be based on the guidelines in Appendix A1 of ProPECC PN 1/94, which states that the retention time for silt/sand traps should be 5 minutes under maximum flow conditions. Sizes may vary depending upon the flow rate, but for a flow rate of 0.1 m³/s a sedimentation basin of 30m³ would be required and for a flow rate of 0.5 m³/s the basin would be 150 m³. The detailed design of the sand/silt traps shall be undertaken by the contractor prior to the 	To minimize water quality impact from construction site runoff and general construction activities	All construction sites where practicable	Construction stage	<ul style="list-style-type: none"> Water Pollution Control Ordinance ProPECC PN1/94 TM-EIAO TM-Water 	<p align="center">✓</p> <p align="center">✓</p> <p align="center">Rdr</p>

Notes (*): ✓ - Compliance; N/A – Not Applicable; N/O – Not Observed; Rdr – Reminder; Obs – Observation; N/C – Non Compliance

Environmental Mitigation Implementation Schedule – Works Contract 1103

EIA Ref.	EM&A Log Ref	Recommended Mitigation Measures	Objectives of the Recommended Measures & Main Concerns to address	Location of the measures	When to implement the measures?	What requirements or standards for the measures to achieve?	Implementation Status
		<p>commencement of construction.</p> <ul style="list-style-type: none"> • All exposed earth areas should be completed and vegetated as soon as possible after earthworks have been completed, or alternatively, within 14 days of the cessation of earthworks where practicable. Exposed slope surfaces should be covered by tarpaulin or other means. • The overall slope of the site should be kept to a minimum to reduce the erosive potential of surface water flows, and all traffic areas and access roads protected by coarse stone ballast. An additional advantage accruing from the use of crushed stone is the positive traction gained during prolonged periods of inclement weather and the reduction of surface sheet flows. • All drainage facilities and erosion and sediment control structures should be regularly inspected and maintained to ensure proper and efficient operation at all times and particularly following rainstorms. Deposited silt and grit should be removed regularly and disposed of by spreading evenly over stable, vegetated areas. • Measures should be taken to minimise the ingress of site drainage into excavations. If the excavation of trenches in wet periods is necessary, they should be dug and backfilled in short sections wherever practicable. Water pumped out from trenches or foundation excavations should be discharged into storm drains via silt removal facilities. • Open stockpiles of construction materials (for example, aggregates, sand and fill material) of more than 50m³ should be covered with tarpaulin or similar fabric during rainstorms. Measures should be taken to prevent the washing away of construction materials, soil, silt or debris into any drainage system. • Manholes (including newly constructed ones) should always be 					<p align="center">✓</p> <p align="center">✓</p> <p align="center">✓</p> <p align="center">✓</p> <p align="center">✓</p>

Notes (*): ✓ - Compliance; N/A – Not Applicable; N/O – Not Observed; Rdr – Reminder; Obs – Observation; N/C – Non Compliance

Environmental Mitigation Implementation Schedule – Works Contract 1103

EIA Ref.	EM&A Log Ref	Recommended Mitigation Measures	Objectives of the Recommended Measures & Main Concerns to address	Location of the measures	When to implement the measures?	What requirements or standards for the measures to achieve?	Implementation Status
		<p>adequately covered and temporarily sealed so as to prevent silt, construction materials or debris being washed into the drainage system and storm runoff being directed into foul sewers.</p> <ul style="list-style-type: none"> • Precautions be taken at any time of year when rainstorms are likely, actions to be taken when a rainstorm is imminent or forecasted, and actions to be taken during or after rainstorms are summarised in Appendix A2 of ProPECC PN 1/94. Particular attention should be paid to the control of silty surface runoff during storm events, especially for areas located near steep slopes. • All vehicles and plant should be cleaned before leaving a construction site to ensure no earth, mud, debris and the like is deposited by them on roads. An adequately designed and sited wheel washing facilities should be provided at every construction site exit where practicable. Wash-water should have sand and silt settled out and removed at least on a weekly basis to ensure the continued efficiency of the process. The section of access road leading to, and exiting from, the wheel-wash bay to the public road should be paved with sufficient backfall toward the wheel-wash bay to prevent vehicle tracking of soil and silty water to public roads and drains. • Oil interceptors should be provided in the drainage system downstream of any oil/fuel pollution sources. The oil interceptors should be emptied and cleaned regularly to prevent the release of oil and grease into the storm water drainage system after accidental spillage. A bypass should be provided for the oil interceptors to prevent flushing during heavy rain. • Construction solid waste, debris and rubbish on site should be collected, handled and disposed of properly to avoid water quality impacts. • All fuel tanks and storage areas should be provided with locks 					<p align="center">✓</p> <p align="center">✓</p> <p align="center">✓</p> <p align="center">✓</p> <p align="center">✓</p> <p align="center">✓</p>

Notes (*): ✓ - Compliance; N/A – Not Applicable; N/O – Not Observed; Rdr – Reminder; Obs – Observation; N/C – Non Compliance

Environmental Mitigation Implementation Schedule – Works Contract 1103

EIA Ref.	EM&A Log Ref	Recommended Mitigation Measures	Objectives of the Recommended Measures & Main Concerns to address	Location of the measures	When to implement the measures?	What requirements or standards for the measures to achieve?	Implementation Status
		<p>and sited on sealed areas, within bunds of a capacity equal to 110% of the storage capacity of the largest tank to prevent spilled fuel oils from reaching water sensitive receivers nearby.</p> <ul style="list-style-type: none"> All the earth works involving should be conducted sequentially to limit the amount of construction runoff generated from exposed areas during the wet season (April to September) as far as practicable. Adopt best management practices 					<p align="center">✓</p> <p align="center">✓</p>
S10.7.1	W2	<p><u>Tunnelling Works</u></p> <ul style="list-style-type: none"> Cut-&-cover/ open cut tunnelling work should be conducted sequentially to limit the amount of construction runoff generated from exposed areas during the wet season (April to September) as far as practicable. Uncontaminated discharge should pass through sedimentation tanks prior to off-site discharge The wastewater with a high concentration of SS should be treated (e.g. by sedimentation tanks with sufficient retention time) before discharge. Oil interceptors would also be required to remove the oil, lubricants and grease from the wastewater. Direct discharge of the bentonite slurry (as a result of D-wall and bored tunnelling construction) is not allowed. It should be reconditioned and reused wherever practicable. Temporary storage locations (typically a properly closed warehouse) should be provided on site for any unused bentonite that needs to be transported away after all the related construction activities are completed. The requirements in ProPECC PN 1/94 should be adhered to in the handling and disposal of bentonite slurries. 	To minimize construction water quality impact from tunneling works	All tunneling portion	Construction stage	<ul style="list-style-type: none"> Water Pollution Control Ordinance ProPECC PN 1/94 TM-water TM-EIAO 	<p align="center">✓</p> <p align="center">✓</p> <p align="center">✓</p> <p align="center">✓</p>
S10.7.1	W3	<u>Sewage Effluent</u>	To minimize water quality	All construction sites	Construction	<ul style="list-style-type: none"> Water Pollution 	

Notes (*): ✓ - Compliance; N/A – Not Applicable; N/O – Not Observed; Rdr – Reminder; Obs – Observation; N/C – Non Compliance

Environmental Mitigation Implementation Schedule – Works Contract 1103

EIA Ref.	EM&A Log Ref	Recommended Mitigation Measures	Objectives of the Recommended Measures & Main Concerns to address	Location of the measures	When to implement the measures?	What requirements or standards for the measures to achieve?	Implementation Status
		<ul style="list-style-type: none"> Portable chemical toilets and sewage holding tanks are recommended for handling the construction sewage generated by the workforce. A licensed contractor should be employed to provide appropriate and adequate portable toilets and be responsible for appropriate disposal and maintenance. 	from sewage effluent	where practicable	stage	Control Ordinance • TM-water	✓
S10.7.1	W4	<p><u>Groundwater from Contaminated Area:</u></p> <ul style="list-style-type: none"> No direct discharge of groundwater from contaminated areas should be adopted. Prior to the excavation works within these potentially contaminated areas, the groundwater quality should be reviewed with reference to the site investigation data in this EIA report for compliance to the Technical Memorandum on Standards for Effluents Discharged into Drainage on Sewerage Systems, Inland and Coastal Waters (TM-Water) and the existence of prohibited substance should be confirmed. The review results should be submitted to EPD for examination. If the review results indicated that the groundwater to be generated from the excavation works would be contaminated, the contaminated groundwater should be either properly treated in compliance with the requirements of the TM-Water or properly recharged into the ground. If wastewater treatment is deployed, the wastewater treatment unit shall deploy suitable treatment process (e.g. oil interceptor / activated carbon) to reduce the pollution level to an acceptable standard and remove any prohibited substances (e.g. TPH) to undetectable range. All treated effluent from wastewater treatment plant shall meet the requirements as stated in TM-Water and should be discharged into the foul sewers. If groundwater recharging wells are deployed, recharging wells should be installed as appropriate for recharging the contaminated groundwater back into the ground. The recharging wells should be selected at places where the groundwater quality 	To minimize groundwater quality impact from contaminated area	Excavation areas where contamination is found.	Construction stage	<ul style="list-style-type: none"> Water Pollution Control Ordinance TM-water TM-EIAO 	N/A
							N/A
							N/A

Notes (*): ✓ - Compliance; N/A – Not Applicable; N/O – Not Observed; Rdr – Reminder; Obs – Observation; N/C – Non Compliance

Environmental Mitigation Implementation Schedule – Works Contract 1103

EIA Ref.	EM&A Log Ref	Recommended Mitigation Measures	Objectives of the Recommended Measures & Main Concerns to address	Location of the measures	When to implement the measures?	What requirements or standards for the measures to achieve?	Implementation Status
		<p>will not be affected by the recharge operation as indicated in the Section 2.3 of TM-Water. The baseline groundwater quality shall be determined prior to the selection of the recharge wells, and submit a working plan (including the laboratory analytical results showing the quality of groundwater at the proposed recharge location(s) as well as the pollutant levels of groundwater to be recharged) to EPD for agreement. Pollution levels of groundwater to be recharged shall not be higher than pollutant levels of ambient groundwater at the recharge well. Prior to recharge, any prohibited substances such as TPH products should be removed as necessary by installing the petrol interceptor. The Contractor should apply for a discharge licence under the WPCO through the Regional Office of EPD for groundwater recharge operation or discharge of treated groundwater.</p>					
S10.7.1	W7	<p>In order to prevent accidental spillage of chemicals, the following is recommended:</p> <ul style="list-style-type: none"> • All the tanks, containers, storage area should be bunded and the locations should be locked as far as possible from the sensitive watercourse and stormwater drains. • The Contractor should register as a chemical waste producer if chemical wastes would be generated. Storage of chemical waste arising from the construction activities should be stored with suitable labels and warnings. • Disposal of chemical wastes should be conducted in compliance with the requirements as stated in the Waste disposal (Chemical Waste) (General) Regulation. 	To minimize water quality impact from accidental spillage	All construction sites where practicable	Construction stage	<ul style="list-style-type: none"> • Water Pollution Control Ordinance • ProPECC PN1/94 • TM-EIAO • TM-Water 	<p align="center">✓</p> <p align="center">✓</p> <p align="center">✓</p>

Environmental Mitigation Implementation Schedule – Works Contract 1103

EIA Ref.	EM&A Log Ref	Recommended Mitigation Measures	Objectives of the Recommended Measures & Main Concerns to address	Location of the measures	When to implement the measures?	What requirements or standards for the measures to achieve?	Implementation Status
Waste Management (Construction Phase)							
S11.4.1.1	WM1	<u>On-site sorting of C&D material</u> <ul style="list-style-type: none"> Geological assessment should be carried out by competent persons on site during excavation to identify materials which are not suitable to use as aggregate in structural concrete (e.g. volcanic rock, Aplite dyke rock, etc). Volcanic rock and Aplite dyke rock should be separated at the source sites as far as practicable and stored at designated stockpile areas preventing them from delivering to crushing facilities. The crushing plant operator should also be reminded to set up measures to prevent unsuitable rock from ended up at concrete batching plants and be turned into concrete for structural use. Details regarding control measures at source site and crushing facilities should be submitted by the Contractors for the Engineer to review and agree. In addition, site records should also be kept for the types of rock materials excavated and the traceability of delivery will be ensured with the implementation of Trip Ticket System and enforced by site supervisory staff as stipulated under DEVB TC(W) No. 6/2010 for tracking of the correct delivery to the rock crushing facilities for processing into aggregates. Alternative disposal option for the reuse of volcanic rock and Aplite Dyke rock, etc should also be explored. 	Separation of unsuitable rock from ending up at concrete batching plants and be turned into concrete for structural use	All construction sites	Construction stage	<ul style="list-style-type: none"> DEVB TC(W) No. 6/2010 	✓
S11.5.1	WM2	<u>Construction and Demolition Material</u> <ul style="list-style-type: none"> Maintain temporary stockpiles and reuse excavated fill material for backfilling and reinstatement; Carry out on-site sorting; Make provisions in the Contract documents to allow and 	Good site practice to minimize the waste generation and recycle the C&D materials as far as practicable so as to reduce the amount for final disposal	All construction sites	Construction stage	<ul style="list-style-type: none"> Land (Miscellaneous Provisions) Ordinance Waste Disposal Ordinance 	✓ ✓

Notes (*): ✓ - Compliance; N/A – Not Applicable; N/O – Not Observed; Rdr – Reminder; Obs – Observation; N/C – Non Compliance

Environmental Mitigation Implementation Schedule – Works Contract 1103

EIA Ref.	EM&A Log Ref	Recommended Mitigation Measures	Objectives of the Recommended Measures & Main Concerns to address	Location of the measures	When to implement the measures?	What requirements or standards for the measures to achieve?	Implementation Status
		<p>promote the use of recycled aggregates where appropriate;</p> <ul style="list-style-type: none"> Adopt 'Selective Demolition' technique to demolish the existing structures and facilities with a view to recovering broken concrete effectively for recycling purpose, where possible; Implement a trip-ticket system for each works contract to ensure that the disposal of C&D materials are properly documented and verified; and Implement an enhanced Waste Management Plan similar to ETWBTC (Works) No. 19/2005 – "Environmental Management on Construction Sites" to encourage on-site sorting of C&D materials and to minimize their generation during the course of construction. In addition, disposal of the C&D materials onto any sensitive locations such as agricultural lands, etc. should be avoided. The Contractor shall propose the final disposal sites to the Project Proponent and get its approval before implementation 				<ul style="list-style-type: none"> ETWB TCW No. 19/2005 	<p>✓</p> <p>✓</p> <p>✓</p> <p>✓</p> <p>✓</p>
S11.5.1	WM3	<p><u>C&D Waste</u></p> <ul style="list-style-type: none"> Standard formwork or pre-fabrication should be used as far as practicable in order to minimise the arising of C&D materials. The use of more durable formwork or plastic facing for the construction works should be considered. Use of wooden hoardings should not be used, as in other projects. Metal hoarding should be used to enhance the possibility of recycling. The purchasing of construction materials will be carefully planned in order to avoid over ordering and wastage. The Contractor should recycle as much of the C&D materials as possible on-site. Public fill and C&D waste should be segregated and stored in different containers or skips to enhance reuse or recycling of materials and their proper disposal. Where practicable, concrete and masonry can be 	Good site practice to minimize the waste generation and recycle the C&D materials as far as practicable so as to reduce the amount for final disposal	All construction sites	Construction stage	<ul style="list-style-type: none"> Land (Miscellaneous Provisions) Ordinance Waste Disposal Ordinance ETWB TCW No. 19/2005 	<p>✓</p> <p>✓</p>

Notes (*): ✓ - Compliance; N/A – Not Applicable; N/O – Not Observed; Rdr – Reminder; Obs – Observation; N/C – Non Compliance

Environmental Mitigation Implementation Schedule – Works Contract 1103

EIA Ref.	EM&A Log Ref	Recommended Mitigation Measures	Objectives of the Recommended Measures & Main Concerns to address	Location of the measures	When to implement the measures?	What requirements or standards for the measures to achieve?	Implementation Status
		crushed and used as fill. Steel reinforcement bar can be used by scrap steel mills. Different areas of the sites should be considered for such segregation and storage.					
S11.5.1	WM4	<u>General Refuse</u> <ul style="list-style-type: none"> General refuse generated on-site should be stored in enclosed bins or compaction units separately from construction and chemical wastes. A reputable waste collector should be employed by the Contractor to remove general refuse from the site, separately from construction and chemical wastes, on a daily basis to minimize odour, pest and litter impacts. Burning of refuse on construction sites is prohibited by law. Aluminium cans are often recovered from the waste stream by individual collectors if they are segregated and made easily accessible. Separate labelled bins for their deposit should be provided if feasible. Office wastes can be reduced through the recycling of paper if volumes are large enough to warrant collection. Participation in a local collection scheme should be considered by the Contractor. 	Minimize production of the general refuse and avoid odour, pest and litter impacts	All construction sites	Construction stage	• Waste Disposal Ordinance	<p align="center">✓</p> <p align="center">✓</p> <p align="center">✓</p> <p align="center">✓</p>
S11.5.1	WM5	<u>Excavated Contaminated Soils</u> Details of the mitigation measures on handling of the contaminated soil shall be referred to Section on Land Contamination below.	To remediate contaminated soil	Site L4 (Former Tai Hom Village)	Site remediation	• Guidance Notes for Investigation and Remediation of Contaminated Sites of Petrol Filling Stations, Boat yards and Car Repair/Dismantling Workshop.	

Notes (*): ✓ - Compliance; N/A – Not Applicable; N/O – Not Observed; Rdr – Reminder; Obs – Observation; N/C – Non Compliance

Environmental Mitigation Implementation Schedule – Works Contract 1103

EIA Ref.	EM&A Log Ref	Recommended Mitigation Measures	Objectives of the Recommended Measures & Main Concerns to address	Location of the measures	When to implement the measures?	What requirements or standards for the measures to achieve?	Implementation Status
S11.5.1	WM7	<p><u>Chemical Waste</u></p> <ul style="list-style-type: none"> Chemical waste that is produced, as defined by Schedule 1 of the Waste Disposal (Chemical Waste) (General) Regulation, should be handled in accordance with the Code of Practice on the Packaging, Labelling and Storage of Chemical Wastes. Containers used for the storage of chemical wastes should be suitable for the substance they are holding, resistant to corrosion, maintained in a good condition, and securely closed; have a capacity of less than 450 liters unless the specification has been approved by the EPD; and display a label in English and Chinese in accordance with instructions prescribed in Schedule 2 of the regulation. The storage area for chemical wastes should be clearly labelled and used solely for the storage of chemical waste; enclosed on at least 3 sides; have an impermeable floor and bunding of sufficient capacity to accommodate 110% of the volume of the largest container or 20 % of the total volume of waste stored in that area, whichever is the greatest; have adequate ventilation; covered to prevent rainfall entering; and arranged so that incompatible materials are adequately separated. Disposal of chemical waste should be via a licensed waste collector; be to a facility licensed to receive chemical waste, such as the Chemical Waste Treatment Centre which also offers a chemical waste collection service and can supply the necessary storage containers; or be to a reuser of the waste, under approval from the EPD. 	Control the chemical waste and ensure proper storage, handling and disposal.	All construction sites	Construction stage	<ul style="list-style-type: none"> Waste Disposal (Chemical Waste) General) Regulation Code of Practice on the Packaging, Labelling and Storage of Chemical Waste 	<p align="center">✓</p> <p align="center">✓</p> <p align="center">Rdr</p> <p align="center">Rdr</p>

Notes (*): ✓ - Compliance; N/A – Not Applicable; N/O – Not Observed; Rdr – Reminder; Obs – Observation; N/C – Non Compliance

Environmental Mitigation Implementation Schedule – Works Contract 1103

EIA Ref.	EM&A Log Ref	Recommended Mitigation Measures	Objectives of the Recommended Measures & Main Concerns to address	Location of the measures	When to implement the measures?	What requirements or standards for the measures to achieve?	Implementation Status
S14.2	EM1	An Independent Environmental Checker needs to be employed as per the EM&A Manual.	Control EM&A Performance	All construction sites	Construction stage	<ul style="list-style-type: none"> • EIAO Guidance Note No.4/2010 • TM-EIAO 	✓
S14.2 – 14.4	EM2	1) An Environmental Team needs to be employed as per the EM&A Manual.	Perform environmental monitoring & auditing	All construction sites	Construction stage	<ul style="list-style-type: none"> • EIAO Guidance Note No.4/2010 • TM-EIAO 	✓
		2) Prepare a systematic Environmental Management Plan to ensure effective implementation of the mitigation measures.					✓
		3) An environmental impact monitoring needs to be implementing by the Environmental Team to ensure all the requirements given in the EM&A Manual are fully complied with.					✓

Environmental Mitigation Implementation Schedule – Works Contract 1103

EIA Ref.	EM&A Log Ref	Recommended Mitigation Measures	Objectives of the Recommended Measures & Main Concerns to address	Location of the measures	When to implement the measures?	What requirements or standards for the measures to achieve?	Implementation Status
Chapter 13.13	A13A.1 0.2.1 and A13A.1 0.2.4	The truck design should comply with the Requirements for Approval of an Explosives Delivery Vehicle (CEDD 2) and limit the amount of combustibles in the cabin. This should be combined with monthly vehicle inspection	To meet the ALARP requirement.	Explosive Magazine	Construction phase		✓
Chapter 13.13	A13A.1 0.2.2	Blasting activities including storage, transport and use of explosives should be supervised and audited by competent site staff to ensure strict compliance with the blasting permit conditions.	To ensure that the risks from the proposed explosives storage, transport and use would not be unacceptable	Works areas at which explosives would be stored and/or used.	Construction phase	•Dangerous Goods Ordinance	✓
Chapter 13.13	A13A.1 0.2.1 and A13A.1 0.2.5	Only the required quantity of explosives for a particular blast should be transported to avoid the return of unused explosives to the temporary magazines. The number of return trips to the magazine should be minimized. If disposal is required for small quantities, disposal should be made in a controlled and safe manner by a Registered Shotfirer.	To reduce the risk during explosives transport.	Works areas at which explosives would be stored and/ or used.	Construction phase		✓
Chapter 13.13	A13A.1 0.2.1	A minimum headway between two consecutive truck conveyors of at least 10 min is recommended.	To ensure that the risk from the proposed explosives transport would not be unacceptable	Along explosives transport route.	Construction phase.		✓
Chapter 13.13	A13A.1 0.2.1	The explosive truck accident frequency should be minimized by implementing a dedicated training programme for both the driver and his attendants, including regular briefing sessions, implementation of a defensive driving attitude. In addition, drivers should be selected based on good safety record, and medical checks.	To meet the ALARP requirement.	-	Construction phase		✓
Chapter 13.13	A13A.1 0.2.1	The explosive truck fire involvement frequency should be minimized by implementing a better emergency response and training to make	To meet the ALARP requirement.	-	Construction phase		

Notes (*): ✓ - Compliance; N/A – Not Applicable; N/O – Not Observed; Rdr – Reminder; Obs – Observation; N/C – Non Compliance

Environmental Mitigation Implementation Schedule – Works Contract 1103

EIA Ref.	EM&A Log Ref	Recommended Mitigation Measures	Objectives of the Recommended Measures & Main Concerns to address	Location of the measures	When to implement the measures?	What requirements or standards for the measures to achieve?	Implementation Status
		sure the adequate fire extinguishers are used and attempt is made to evacuate the area of the incident or securing the explosive load if possible. All explosive vehicles should also be equipped with the required amount and type of fire extinguishers and shall be agreed with Mines Division.					✓
Chapter 13.13	A13A.1 0.2.1	The contractor should as far as practicable combine the explosive deliveries for a given work area.	To meet the ALARP requirement.	-	Construction phase		✓
Chapter 13.13	A13A.1 0.2.1	The Contractor should as far as practicable use the preferred transport route.	To ensure that the risk from the proposed explosives transport would not be unacceptable	Along explosives transport route.	Construction phase		✓
Chapter 13.13	A13A.1 0.2.1	The Contractor should coordinate explosives deliveries with the delivery of chlorine to Shatin Water Treatment Works in order to avoid overlapping.	To ensure that the risk from the proposed explosives transport would not be unacceptable	Along explosives transport route.	Construction phase		✓
Chapter 13.13	A13A.1 0.2.4	Use only experienced driver(s) with good safety record for explosive vehicle(s). Training should be provided to ensure it covers all major safety subjects.	To ensure safe transport of explosives	At suitable location	Construction phase		✓
Chapter 13.13	A13A.1 0.2.4	Develop procedure to ensure that parking space on the site is available for the explosive truck. Confirmation of parking space should be communicated to truck drivers before delivery.	To ensure that the risks from the proposed explosives storage and transport would not be unacceptable	Explosive magazine	Construction phase		✓
Chapter 13.13	A13A.1 0.2.3	Delivery vehicles shall not be permitted to remain unattended within the magazine site (or appropriately wheel-locked).	To reduce the risk of fire within the magazine	Explosive Magazine	Construction phase		✓

Notes (*): ✓ - Compliance; N/A – Not Applicable; N/O – Not Observed; Rdr – Reminder; Obs – Observation; N/C – Non Compliance

Environmental Mitigation Implementation Schedule – Works Contract 1103

EIA Ref.	EM&A Log Ref	Recommended Mitigation Measures	Objectives of the Recommended Measures & Main Concerns to address	Location of the measures	When to implement the measures?	What requirements or standards for the measures to achieve?	Implementation Status
Chapter 13.13	A13A.1 0.2.3	Good house-keeping within and outside of the magazine to ensure that combustible materials (including vegetation) are removed and not allowed to accumulate.	To reduce the risk of fire within the magazine	Explosive Magazine	Construction phase		✓
Chapter 13.13	A13A.1 0.2.4	Detonators shall not be transported in the same vehicle with other Class 1 explosives	To reduce the risk of explosion during the transport of cartridge emulsion	-	Construction phase		✓
Chapter 13.13	A13A.1 0.2.2	Emergency plan (ie magazine operational manual) shall be developed to address uncontrolled fire in magazine area. The case of fire near an explosive carrying truck in jammed traffic should also be covered. Drill of the emergency plan should be carried out at regular intervals.	To reduce the risk of fire	Explosive Magazine and along explosives transport route.	Construction phase		✓
Chapter 13.13	A13A.1 0.2.2	The magazine storage quantities need to be reported on a monthly basis to ensure that the two day storage capacity is not exceeded.	To reduce the risk within the magazine	Temporary explosives magazine	Construction phase		✓
Chapter 13.13	A13A.1 0.2.2	Adverse weather working guideline should be developed to clearly define procedure for transport explosives during thunderstorm.	To ensure safe transport of explosives	Along explosives transport route.	Construction phase		✓
Chapter 13.13	A13A.1 0.2.4	During transport of the explosives within the tunnel, hot work should not be permitted	To ensure safe transport of explosives	Along explosives transport route.	Construction phase		✓

Notes (*): ✓ - Compliance; N/A – Not Applicable; N/O – Not Observed; Rdr – Reminder; Obs – Observation; N/C – Non Compliance

Environmental Mitigation Implementation Schedule – Works Contract 1103

EIA Ref.	EM&A Log Ref	Recommended Mitigation Measures	Objectives of the Recommended Measures & Main Concerns to address	Location of the measures	When to implement the measures?	What requirements or standards for the measures to achieve?	Implementation Status
Chapter 13.13	A13A.1 0.2.4	Ensure that packaging of detonators remains intact until handed over at blasting site.	To reduce the risk of explosion during the transport of detonator	-	Construction phase		✓
Chapter 13.13	A13A.1 0.2.4	Steel vehicle tray welded to a steel vertical fire screen should be mounted at least 150 mm behind the drivers cab and 100 mm from the steel cargo compartment, the vertical screen shall protrude 150 mm in excess of all three (3) sides of the steel cargo compartment	To reduce the risk during explosives transport.	-	Construction phase		✓
Chapter 13.13	A13A.1 0.2.5	Ensure cartridged emulsion with high water content should be preferred. Also, the emulsion with perchlorate formulation should be avoided.	To ensure safe explosives to be used	-	Construction phase		✓
Chapter 13.13	A13A.1 0.2.3	Traffic Management should be implemented within the temporary magazine site, to ensure that no more than 1 vehicle will be loaded at any time, in order to avoid accidents involving multiple vehicles within the site boundary. Based on the construction programme, considering that 6 trucks could be loaded over a peak 2 hour period, this is considered feasible.	To ensure that the risks from the proposed explosives storage and transport would not be unacceptable	Temporary explosives magazine	Construction phase		✓
Chapter 13.13	A13A.1 0.2.3	The design of the fill slope close to the temporary magazine site should consider potential washout failures and incorporate engineering measures to prevent a washout causing damage to the temporary magazine stores	To ensure that the risks from the proposed explosives storage would not be unacceptable	Temporary explosives magazine	Construction phase		✓
Chapter 13.13	A13A.1 0.2.2	The security plan should address different alert security level to reduce opportunity for arson / deliberate initiation of explosives. The corresponding security procedure should be implemented with respect to prevailing security alert status announced by the	To ensure that the risks from the proposed explosives storage would not be unacceptable	Temporary explosives magazine	Construction phase		✓

Notes (*): ✓ - Compliance; N/A – Not Applicable; N/O – Not Observed; Rdr – Reminder; Obs – Observation; N/C – Non Compliance

Environmental Mitigation Implementation Schedule – Works Contract 1103

EIA Ref.	EM&A Log Ref	Recommended Mitigation Measures	Objectives of the Recommended Measures & Main Concerns to address	Location of the measures	When to implement the measures?	What requirements or standards for the measures to achieve?	Implementation Status
		Government.					
Chapter 13.13	A13A.1 0.2.3	A suitable work control system should be introduced, such as an operational manual including Permit-to-Work system.	To ensure that the risks from the proposed explosives storage would not be unacceptable	Temporary explosives magazine	Construction phase		✓
Chapter 13.13	A13A.1 0.2.3	The magazine building shall be regularly checked for water seepage through the roof, walls or floor.	To ensure that the risks from the proposed explosives storage would not be unacceptable	Temporary explosives magazine	Construction phase		✓
Chapter 13.13	A13B.7 .2	Blast charge weight (MIC) should be within the maximum MIC as specified for the given section.	To ensure safe use of explosives	Along tunnel alignment	Construction phase		✓
Chapter 13.13	A13B.7 .2	Temporary mitigation measures such as blast doors or heavy duty blast curtains should be installed at the access adits, shafts/ portals and at suitable locations underground to prevent flyrock and control the air overpressure.	To ensure safe use of explosives	Along tunnel alignment	Construction phase		✓
Chapter 13.13	A13B.7 .2	Blasting from multiple faces as well as different locations will be carried out for this project. Good communication and control will need to be adopted in ensuring that the works are carried out safely.	To ensure safe use of explosives	Along tunnel alignment	Construction phase		✓
Chapter 13.13	A13B.7 .2	It is intended that complete evacuation of the underground tunnels need not be carried out and secure refuge areas should be identified to workers in the area.	To ensure safe use of explosives	Along tunnel alignment	Construction phase		✓
Chapter 13.13	A13B.7 .2	A Chief Shotfirer and a Blasting Coordinator shall be employed in addition to the normal blasting personnel to ensure that the works are safe and coordinated between blasting areas and between	To ensure safe use of explosives	Along tunnel alignment	Construction phase		✓

Notes (*): ✓ - Compliance; N/A – Not Applicable; N/O – Not Observed; Rdr – Reminder; Obs – Observation; N/C – Non Compliance

Environmental Mitigation Implementation Schedule – Works Contract 1103

EIA Ref.	EM&A Log Ref	Recommended Mitigation Measures	Objectives of the Recommended Measures & Main Concerns to address	Location of the measures	When to implement the measures?	What requirements or standards for the measures to achieve?	Implementation Status
		adjacent contracts.					
Chapter 13.13	A13B.7 .2	Shotfirer to be provided with a lightning detector, and appropriate control measures should be in place.	To ensure safe use of explosives	Along tunnel alignment	Construction phase		✓
Chapter 13.13	A13B.7 .2	A speed limit for the diesel vehicle truck and bulk emulsion truck in the tunnel should be enforced. The truck may be escorted while underground to ensure route is clear from hazards and obstructions.	To ensure safe use of explosives	Along tunnel alignment	Construction phase		✓
Chapter 13.13	A13B.7 .2	Hot work should be suspended during passage of the diesel vehicle truck and bulk emulsion truck in the tunnel.	To ensure safe use of explosives	Along tunnel alignment	Construction phase		✓
Chapter 13.13	A13B.7 .2	For any construction works related to use of explosives near gas facilities and gas pipes, the requirements of the Code of Practice on Avoiding Danger from Gas Pipes must be respected, in particular, to ensure liaison/coordination with HKCG with sufficient notice of planned works and to follow prescribed emergency procedures in case of leaks.	To ensure safe use of explosives	Along tunnel alignment	Construction phase		✓
Chapter 13.13	A13B.7 .2	A detailed liaison between the contractor and HKCG should be established. HKCG should be notified about the blasting schedule in written format within a reasonable period of time prior to blasting in order to ensure the gas safety during the construction period. Also, liaison should be made with HKCG to develop an emergency plan.	To ensure safe use of explosives	Along tunnel alignment	Construction phase		✓
Chapter 13.13	A13C.8	Installation of on-site gas monitors in all relevant SCL construction/operation areas;	To reduce the risks to the SCL staff, construction workers and passengers	-	Construction and operation phases		N/A

Notes (*): ✓ - Compliance; N/A – Not Applicable; N/O – Not Observed; Rdr – Reminder; Obs – Observation; N/C – Non Compliance

Environmental Mitigation Implementation Schedule – Works Contract 1103

EIA Ref.	EM&A Log Ref	Recommended Mitigation Measures	Objectives of the Recommended Measures & Main Concerns to address	Location of the measures	When to implement the measures?	What requirements or standards for the measures to achieve?	Implementation Status
Chapter 13.13	A13C.8	Establishment of emergency response and evacuation plans (co-operation of various parties/departments required. For the operational phase the emergency plan should also include adequate procedures for controlling the tunnel ventilation system and stopping of the SCL train traffic in order to prevent the trains moving into the affected areas.)	To reduce the risks to the SCL staff, construction workers and passengers	-	Construction and operation phases		✓
Chapter 13.13	A13C.8	Safety/emergency response/evacuation training and drills for all personnel	To reduce the risks to the SCL staff, construction workers and passengers	-	Construction and operation phases		✓

Appendix D

Calibration
Certificates for Air
Monitoring
Equipment

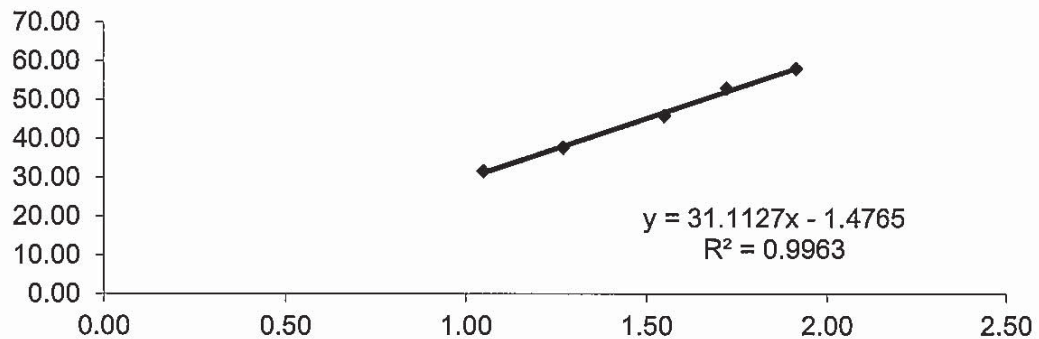
Ove Arup Partners (Hong Kong) Limited

High Volume Air Sampler Calibration Worksheet

Calibration date	19-Jan-16	Barometric pressure	765 mm Hg
Next Calibration date	19-Mar-16	Temperature (°C)	16 °C
Sampler location	DMS1 - Thomas Cheung School	Temperature (K)	289 K
Sampler model	TE-5170	P _{std}	760 mm Hg
Sampler serial number	3763	T _{std}	298 K
Calibrator model	GMW-2535		
Calibrator serial number	2421		
Slope of the standard curve, m _s	2.07308		
Intercept of the standard curve, b _s	-0.2415		

Resistance Plate No.	Manometer Reading (inch H ₂ O)	Flow Recorder Reading (CFM)	Calculated Q _{std} (m ³ /min)	Continuous Flow Recorder Reading IC (CFM)
5	3.60	31.00	1.05	31.58
7	5.50	37.00	1.27	37.70
10	8.50	45.00	1.55	45.85
13	10.70	52.00	1.72	52.98
18	13.40	57.00	1.92	58.07

Calibration Curve



Linear Regression

Sampler slope (m) : **31.1127**
 Sampler intercept (b) : **-1.4765**
 Correlation coefficient (R²) : **0.9963**

Correlation coefficient is greater than 0.9900 and the calibration result is accepted.

Performed by: Gabriel Cheung

Date: 19-1-2016

Checked by: J. Gallivan

Date: 19-1-2016

Ove Arup Partners (Hong Kong) Limited

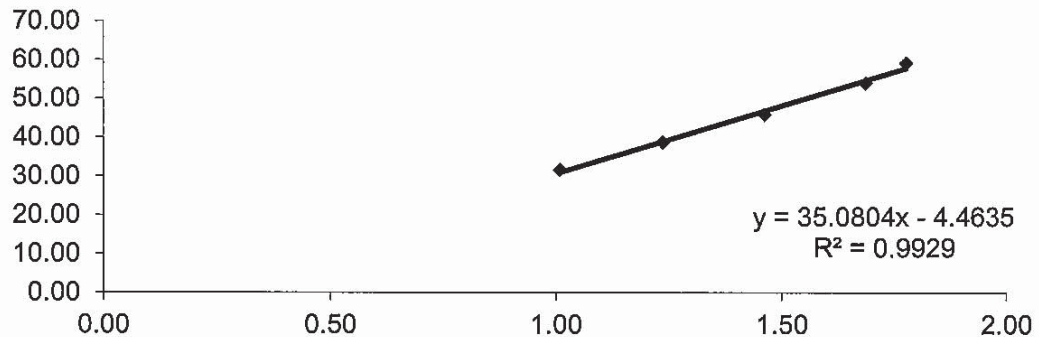
High Volume Air Sampler Calibration Worksheet

Calibration date	19-Jan-16	Barometric pressure	765 mm Hg
Next Calibration date	19-Mar-16	Temperature (°C)	16 °C
Sampler location	DMS2 - Price Memorial Catholic Pri	Temperature (K)	289 K
Sampler model	TE-5170	P _{std}	760 mm Hg
Sampler serial number	3761	T _{std}	298 K

Calibrator model	GMW-2535
Calibrator serial number	2421
Slope of the standard curve, m _s	2.07308
Intercept of the standard curve, b _s	-0.2415

Resistance Plate No.	Manometer Reading (inch H ₂ O)	Flow Recorder Reading (CFM)	Calculated Q _{std} (m ³ /min)	Continuous Flow Recorder Reading IC (CFM)
5	3.30	31.00	1.01	31.58
7	5.20	38.00	1.24	38.71
10	7.50	45.00	1.46	45.85
13	10.20	53.00	1.69	54.00
18	11.40	58.00	1.78	59.09

Calibration Curve



Linear Regression

Sampler slope (m) : **35.0804**
 Sampler intercept (b) : **-4.4635**
 Correlation coefficient (R²) : **0.9929**

Correlation coefficient is greater than 0.9900 and the calibration result is accepted.

Performed by: Gabriel Cheung

Date: 19-1-2016

Checked by: W. Kallene

Date: 19-1-2016

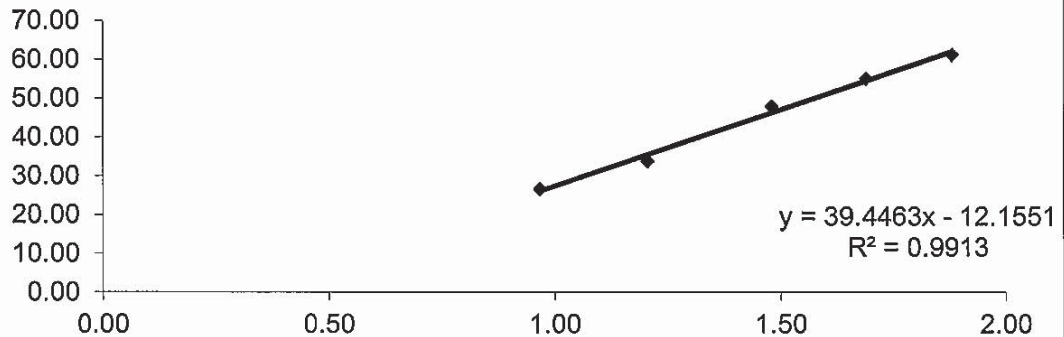
Ove Arup Partners (Hong Kong) Limited
High Volume Air Sampler Calibration Worksheet

Calibration date	19-Jan-16	Barometric pressure	765 mm Hg
Next Calibration date	19-Mar-16	Temperature (°C)	16 °C
Sampler location	DMS3 - Sheng Kung Hui Nursing H	Temperature (K)	289 K
Sampler model	TE-5170	P _{std}	760 mm Hg
Sampler serial number	3762	T _{std}	298 K

Calibrator model	GMW-2535
Calibrator serial number	2421
Slope of the standard curve, m _s	2.07308
Intercept of the standard curve, b _s	-0.04607

Resistance Plate No.	Manometer Reading (inch H ₂ O)	Flow Recorder Reading (CFM)	Calculated Q _{std} (m ³ /min)	Continuous Flow Recorder Reading IC (CFM)
5	3.70	26.00	0.97	26.49
7	5.80	33.00	1.21	33.62
10	8.80	47.00	1.48	47.88
13	11.50	54.00	1.69	55.01
18	14.30	60.00	1.88	61.13

Calibration Curve



Linear Regression

Sampler slope (m) : **39.4463**
 Sampler intercept (b) : **-12.1551**
 Correlation coefficient (R²) : **0.9913**

Correlation coefficient is greater than 0.9900 and the calibration result is accepted.

Performed by: Gabriel Cheung

Date: 19-1-2016

Checked by: A. Kollmann

Date: 19-1-2016

Ove Arup Partners (Hong Kong) Limited

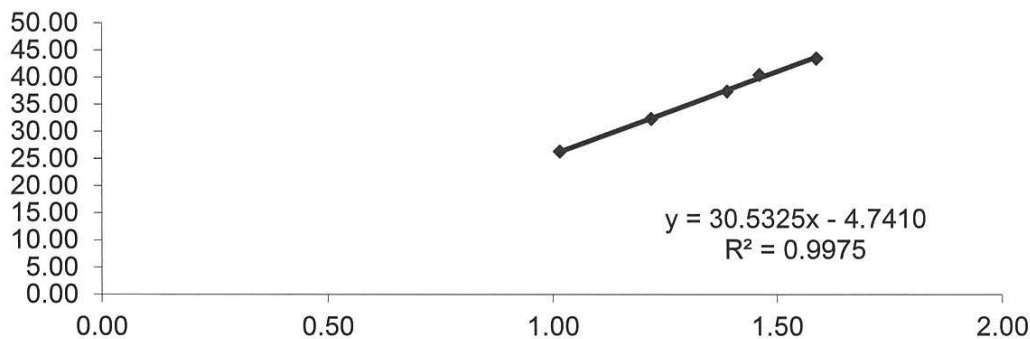
High Volume Air Sampler Calibration Worksheet

Calibration date	18-Mar-16	Barometric pressure	761.3 mm Hg
Next Calibration date	17-May-16	Temperature (°C)	19 °C
Sampler location	DMS1 - Thomas Cheung School	Temperature (K)	292 K
Sampler model	TE-5170	P _{std}	760 mm Hg
Sampler serial number	3763	T _{std}	298 K

Calibrator model	GMW-2535
Calibrator serial number	2421
Slope of the standard curve, m _s	2.07308
Intercept of the standard curve, b _s	-0.2415

Resistance Plate No.	Manometer Reading (inch H ₂ O)	Flow Recorder Reading (CFM)	Calculated Q _{std} (m ³ /min)	Continuous Flow Recorder Reading IC (CFM)
5	3.40	26.00	1.02	26.29
7	5.10	32.00	1.22	32.35
10	6.80	37.00	1.39	37.41
13	7.60	40.00	1.46	40.44
18	9.10	43.00	1.59	43.48

Calibration Curve



Linear Regression

Sampler slope (m) : **30.5325**
 Sampler intercept (b) : **-4.7410**
 Correlation coefficient (R²) : **0.9975**

Correlation coefficient is greater than 0.9900 and the calibration result is accepted.

Performed by: Gabriel Cheung

Date: 18-3-2016

Checked by: J. Blum

Date: 18-3-2016

Ove Arup Partners (Hong Kong) Limited

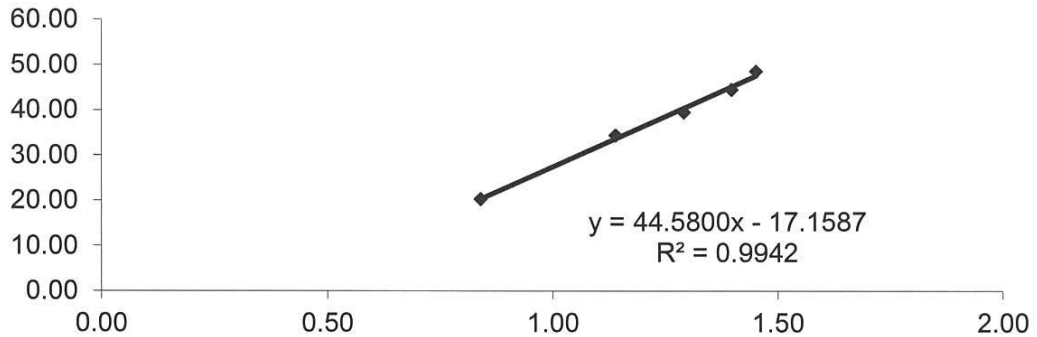
High Volume Air Sampler Calibration Worksheet

Calibration date	18-Mar-16	Barometric pressure	761.3 mm Hg
Next Calibration date	17-May-16	Temperature (°C)	19 °C
Sampler location	DMS2 - Price Memorial Catholic Pri	Temperature (K)	292 K
Sampler model	TE-5170	P _{std}	760 mm Hg
Sampler serial number	3761	T _{std}	298 K

Calibrator model	GMW-2535
Calibrator serial number	2421
Slope of the standard curve, m _s	2.07308
Intercept of the standard curve, b _s	-0.2415

Resistance Plate No.	Manometer Reading (inch H ₂ O)	Flow Recorder Reading (CFM)	Calculated Q _{std} (m ³ /min)	Continuous Flow Recorder Reading IC (CFM)
5	2.20	20.00	0.84	20.22
7	4.40	34.00	1.14	34.38
10	5.80	39.00	1.29	39.43
13	6.90	44.00	1.40	44.49
18	7.50	48.00	1.45	48.53

Calibration Curve



Linear Regression

Sampler slope (m) : **44.5800**
 Sampler intercept (b) : **-17.1587**
 Correlation coefficient (R²) : **0.9942**

Correlation coefficient is greater than 0.9900 and the calibration result is accepted.

Performed by: Gabriel Cheung

Date: 18-3-2016

Checked by: J. Pallen

Date: 18-3-2016

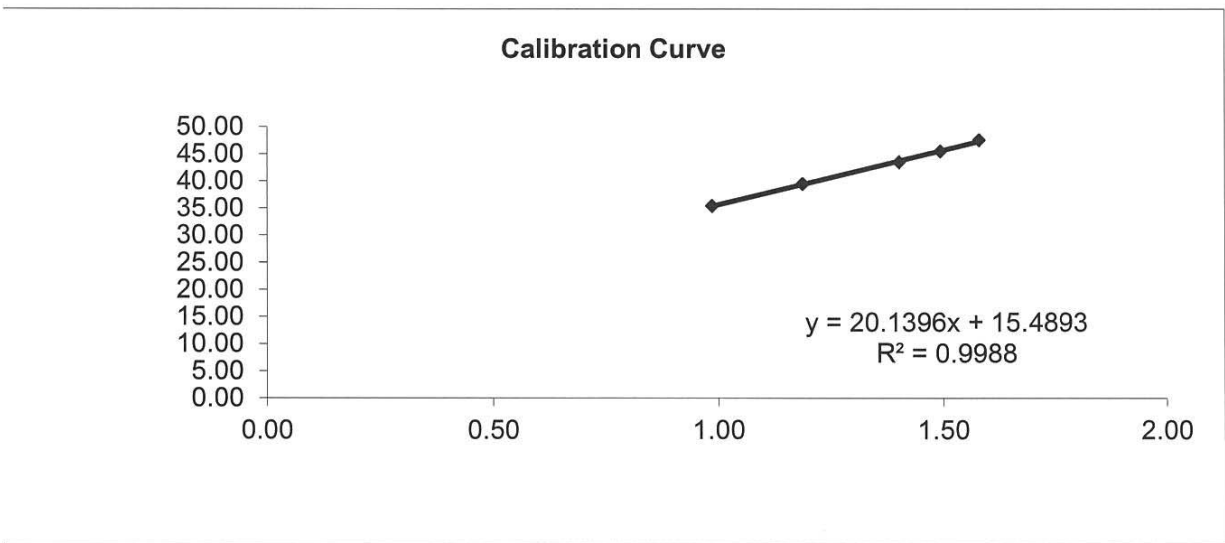
Ove Arup Partners (Hong Kong) Limited

High Volume Air Sampler Calibration Worksheet

Calibration date	18-Mar-16	Barometric pressure	761.3 mm Hg
Next Calibration date	17-May-16	Temperature (°C)	19 °C
Sampler location	DMS3 - Sheng Kung Hui Nursing H	Temperature (K)	292 K
Sampler model	TE-5170	P _{std}	760 mm Hg
Sampler serial number	3762	T _{std}	298 K

Calibrator model	GMW-2535
Calibrator serial number	2421
Slope of the standard curve, m _s	2.07308
Intercept of the standard curve, b _s	-0.04607

Resistance Plate No.	Manometer Reading (inch H ₂ O)	Flow Recorder Reading (CFM)	Calculated Q _{std} (m ³ /min)	Continuous Flow Recorder Reading IC (CFM)
5	3.90	35.00	0.99	35.39
7	5.70	39.00	1.19	39.43
10	8.00	43.00	1.40	43.48
13	9.10	45.00	1.49	45.50
18	10.20	47.00	1.58	47.52



Linear Regression

Sampler slope (m) : **20.1396**
 Sampler intercept (b) : **15.4893**
 Correlation coefficient (R²) : **0.9988**

Correlation coefficient is greater than 0.9900 and the calibration result is accepted.

Performed by: Gabriel Cheng

Date: 18-3-2016

Checked by: [Signature]

Date: 18-3-2016



TISCH ENVIRONMENTAL, INC.
 145 SOUTH MIAMI AVE
 VILLAGE OF CLEVES, OH
 45002
 513.467.9000
 877.263.7610 TOLL FREE
 513.467.9009 FAX

ORIFICE TRANSFER STANDARD CERTIFICATION WORKSHEET TE-5025A

Date - Jan 12, 2016 Rootsometer S/N 0438320 Ta (K) - 291
 Operator Tisch Orifice I.D. - 2421 Pa (mm) - 746.76

PLATE OR Run #	VOLUME START (m3)	VOLUME STOP (m3)	DIFF VOLUME (m3)	DIFF TIME (min)	METER	ORFICE
					DIFF Hg (mm)	DIFF H2O (in.)
1	NA	NA	1.00	1.4210	3.2	2.00
2	NA	NA	1.00	1.0040	6.4	4.00
3	NA	NA	1.00	0.9010	7.9	5.00
4	NA	NA	1.00	0.8550	8.8	5.50
5	NA	NA	1.00	0.7120	12.6	8.00

DATA TABULATION

Vstd	(x axis) Qstd	(y axis)	Va	(x axis) Qa	(y axis)
1.0019	0.7050	1.4186	0.9957	0.7007	0.8828
0.9976	0.9936	2.0062	0.9914	0.9875	1.2485
0.9955	1.1049	2.2430	0.9893	1.0980	1.3959
0.9943	1.1630	2.3525	0.9882	1.1558	1.4640
0.9892	1.3893	2.8372	0.9831	1.3807	1.7656
Qstd slope (m) = 2.07019			Qa slope (m) = 1.29632		
intercept (b) = -0.04612			intercept (b) = -0.02870		
coefficient (r) = 0.99983			coefficient (r) = 0.99983		
y axis = SQRT[H2O (Pa/760) (298/Ta)]			y axis = SQRT[H2O (Ta/Pa)]		

CALCULATIONS

$$Vstd = \text{Diff. Vol} [(Pa - \text{Diff. Hg}) / 760] (298 / Ta)$$

$$Qstd = Vstd / \text{Time}$$

$$Va = \text{Diff Vol} [(Pa - \text{Diff Hg}) / Pa]$$

$$Qa = Va / \text{Time}$$

For subsequent flow rate calculations:

$$Qstd = 1/m \{ [\text{SQRT}(\text{H2O}(\text{Pa}/760)(298/\text{Ta}))] - b \}$$

$$Qa = 1/m \{ [\text{SQRT} \text{H2O}(\text{Ta}/\text{Pa})] - b \}$$

Appendix E

Dust Results

Location: DMS-1 - C.U.H.K.A. Thomas Cheung School

Details of 24-Hour TSP Monitoring

Filter No.	Month	Date	Time periods		Receptor No.	Weather condition	Site condition	Pressure (mmHg)		Temperature (oC)		Flow Recorder Reading (CFM)		Filter Weight (g)		TSP weight (g)	Flow Rate (m ³ /min)		Average Flow Rate (m ³ /min)	Elapse Time		Sampling Time (mins.)	Total vol. (m ³)	24-hour TSP Level (µg/m ³)	Action Level (µg/m ³)	Limit Level (µg/m ³)
			Start	Finish				Initial	Final	Initial	Final	Initial	Final	Initial	Final		Initial	Final		Start	Finish					
131509	Mar-16	5-Mar-16	0:00	0:00	DMS1	Fine	Normal Operation	763.5	763.5	21.2	22.6	43.0	43.0	2.7884	2.8738	0.0854	1.3889	1.3859	1.3874	4525.76	4549.78	1440.00	1997.86	42.7	148.7	260.0
131512	Mar-16	11-Mar-16	0:00	0:00	DMS1	Fine	Normal Operation	762.8	762.4	12.2	13.6	43.0	43.0	2.7874	2.8432	0.0558	1.4078	1.4044	1.4061	4549.77	4573.77	1440.00	2024.78	27.6	148.7	260.0
131515	Mar-16	17-Mar-16	0:00	0:00	DMS1	Fine	Normal Operation	761.3	761.2	16.5	19.6	42.0	42.0	2.8004	2.8520	0.0516	1.3680	1.3614	1.3647	4573.78	4597.78	1440.00	1965.17	26.3	148.7	260.0
103398	Mar-16	23-Mar-16	0:00	0:00	DMS1	Fine	Normal Operation	761.0	761.1	18.8	15.2	60.0	60.0	2.7232	2.7815	0.0583	1.8861	1.9556	1.9209	4597.79	4621.79	1440.00	2766.02	21.1	148.7	260.0
103401	Mar-16	29-Mar-16	0:00	0:00	DMS1	Fine	Normal Operation	761.1	761.0	17.5	20.3	50.0	50.0	2.7217	2.9018	0.1801	1.5987	1.5917	1.5952	4621.80	4645.80	1440.00	2297.09	78.4	148.7	260.0

Average (µg/m ³)	39.2
Max (µg/m ³)	78.4
Min (µg/m ³)	21.1

Location: DMS-2 Price Memorial Catholic Primary School

Details of 24-Hour TSP Monitoring

Filter No.	Month	Date	Time periods		Receptor No.	Weather condition	Site condition	Pressure (mmHg)		Temperature (oC)		Flow Recorder Reading (CFM)		Filter Weight (g)		TSP weight (g)	Flow Rate (m ³ /min)		Average Flow Rate (m ³ /min)	Elapse Time		Sampling Time (mins.)	Total vol. (m ³)	24-hour TSP Level (µg/m ³)	Action Level (µg/m ³)	Limit Level (µg/m ³)
			Start	Finish				Initial	Final	Initial	Final	Initial	Final	Initial	Final		Initial	Final		Start	Finish					
131507	Mar-16	5-Mar-16	0:00	0:00	DMS2	Fine	Normal Operation	763.5	763.5	21.2	22.6	40.0	40.0	2.7885	2.9067	0.1202	1.3460	1.3432	1.3446	3912.8	3936.8	1440.00	1936.2	52.1	167.4	260.0
131510	Mar-16	11-Mar-16	0:00	0:00	DMS2	Fine	Normal Operation	762.8	762.4	12.2	13.6	40.0	40.0	2.7800	2.8381	0.0581	1.3645	1.3612	1.3629	3936.8	3960.8	1440.00	1962.5	29.6	167.4	260.0
131513	Mar-16	17-Mar-16	0:00	0:00	DMS2	Fine	Normal Operation	761.3	761.2	16.5	19.6	40.0	40.0	2.7962	2.8630	0.0668	1.3541	1.3476	1.3509	3960.81	3984.81	1440.00	1945.22	34.3	167.4	260.0
131516	Mar-16	23-Mar-16	0:00	0:00	DMS2	Fine	Normal Operation	761.0	761.1	18.8	15.2	50.0	50.0	2.7998	2.8837	0.0839	1.6536	1.6631	1.6584	3984.82	4008.82	1440.00	2388.02	35.1	167.4	260.0
103399	Mar-16	29-Mar-16	0:00	0:00	DMS2	Fine	Normal Operation	761.1	761.0	17.5	20.3	60.0	60.0	2.7145	2.9073	0.1928	1.9623	1.9535	1.9579	4008.83	4032.83	1440.00	2819.38	68.4	167.4	260.0

Average (µg/m ³)	45.9
Max (µg/m ³)	68.4
Min (µg/m ³)	29.6

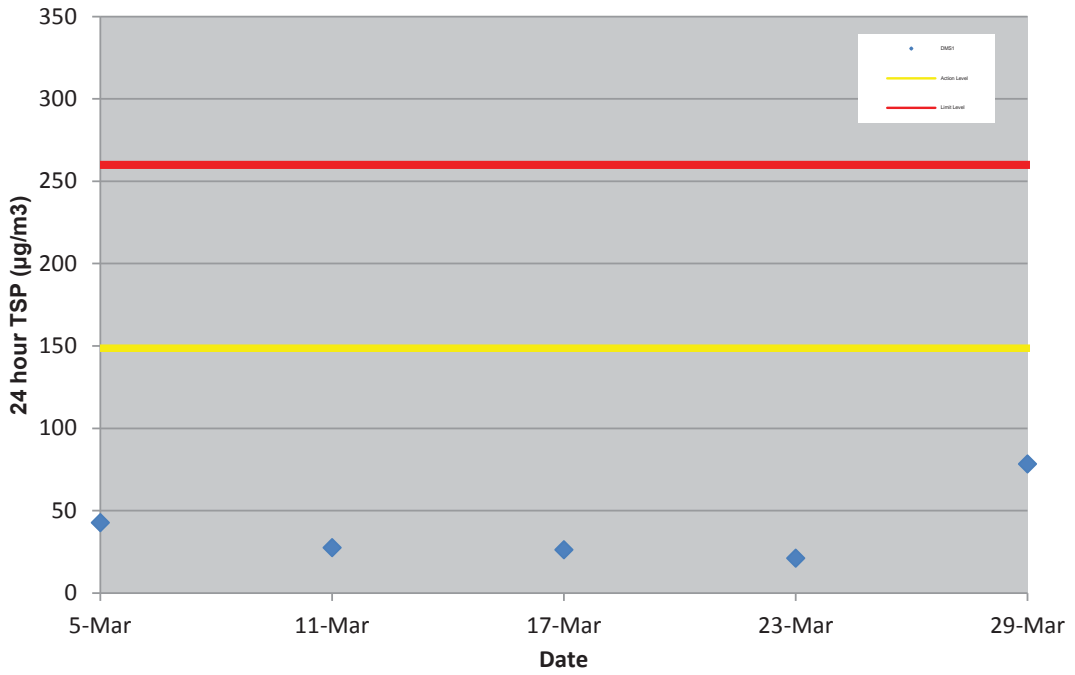
Location: DMS-3/DMS-4 - Hong Kong Sheng Kung Hui Nursing Home

Details of 24-Hour TSP Monitoring

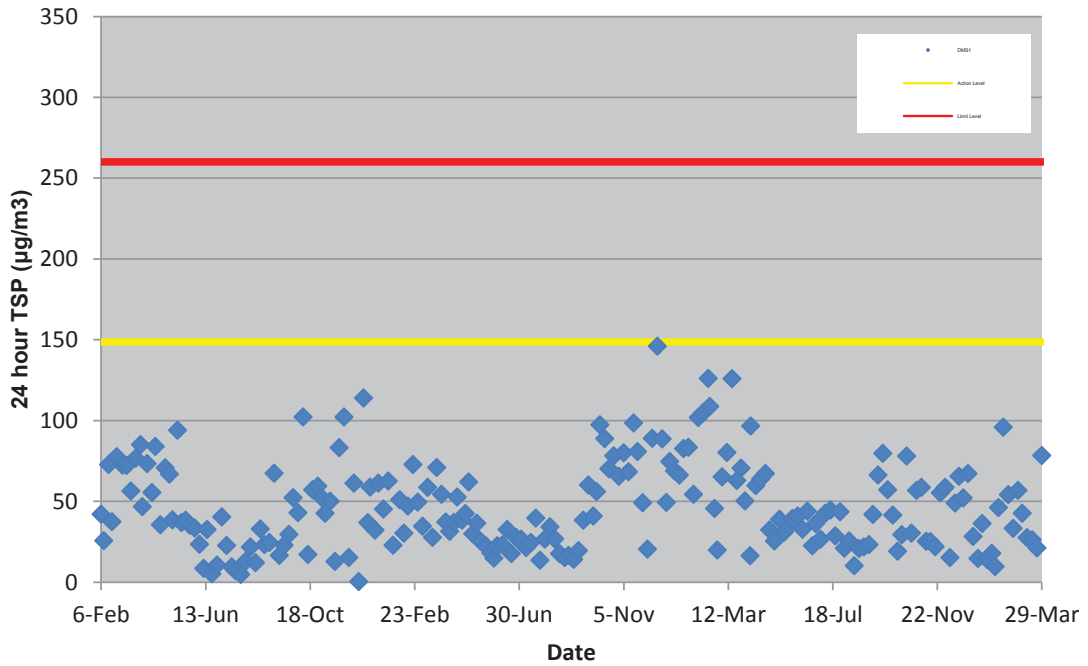
Filter No.	Month	Date	Time periods		Receptor No.	Weather condition	Site condition	Pressure (mmHg)		Temperature (oC)		Flow Recorder Reading (CFM)		Filter Weight (g)		TSP weight (g)	Flow Rate (m ³ /min)		Average Flow Rate (m ³ /min)	Elapse Time		Sampling Time (mins.)	Total vol. (m ³)	24-hour TSP Level (µg/m ³)	Action Level (µg/m ³)	Limit Level (µg/m ³)
			Start	Finish				Initial	Final	Initial	Final	Initial	Final	Initial	Final		Initial	Final		Start	Finish					
131508	Mar-16	5-Mar-16	0:00	0:00	DMS3	Fine	Normal Operation	763.5	763.5	21.2	22.6	40.0	40.0	2.7914	2.9290	0.1376	1.3130	1.3088	1.3109	4041.26	4065.26	1440.00	1887.70	72.9	159.1	260.0
131511	Mar-16	11-Mar-16	0:00	0:00	DMS3	Fine	Normal Operation	762.8	762.4	12.2	13.6	41.0	41.0	2.7635	2.8494	0.0668	1.3844	1.3794	1.3819	4065.27	4089.27	1440.00	1989.94	33.6	159.1	260.0
131514	Mar-16	17-Mar-16	0:00	0:00	DMS3	Fine	Normal Operation	761.3	761.2	16.5	19.6	39.0	39.0	2.8005	2.8582	0.0577	1.2805	1.2712	1.2759	4089.28	4113.28	1440.00	1837.22	31.4	159.1	260.0
103397	Mar-16	23-Mar-16	0:00	0:00	DMS3	Fine	Normal Operation	761.0	761.1	18.8	15.2	60.0	60.0	2.7399	2.8545	0.1146	2.1982	2.2148	2.2065	4113.29	4137.29	1440.00	3177.36	36.1	159.1	260.0
103400	Mar-16	29-Mar-16	0:00	0:00	DMS3	Fine	Normal Operation	761.1	761.0	17.5	20.3	56.0	56.0	2.7415	2.9673	0.2258	2.0277	2.0157	2.0217	4137.30	4161.30	1440.00	2911.25	77.6	159.1	260.0

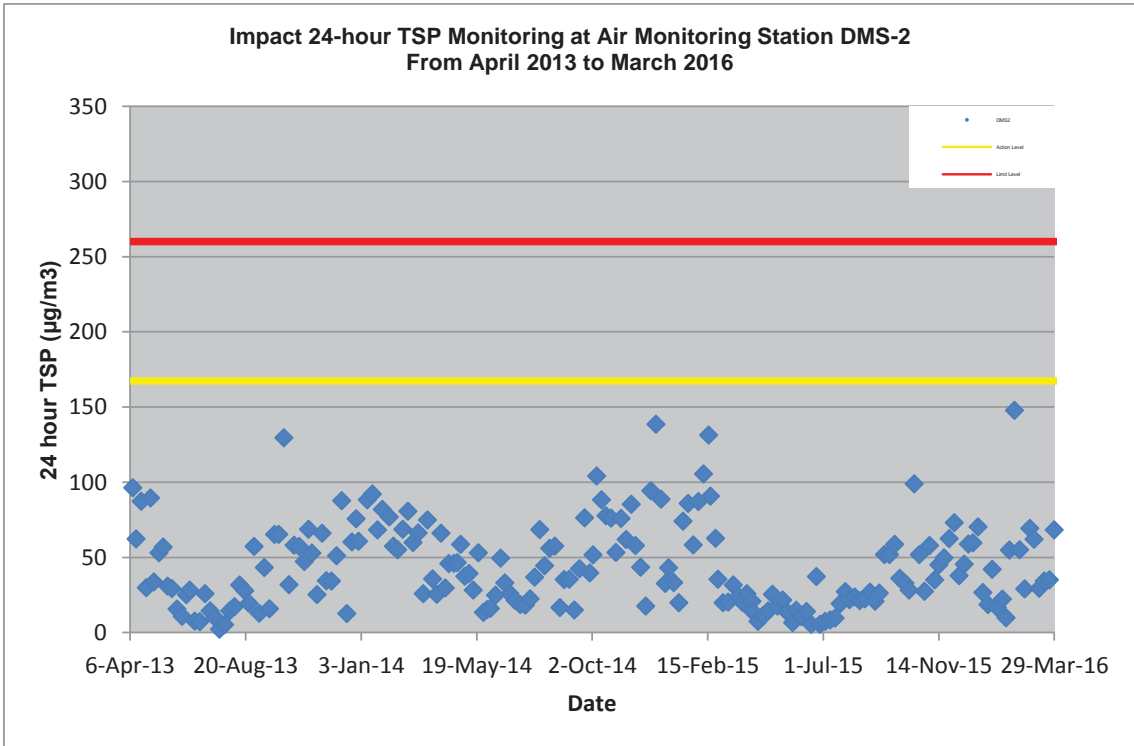
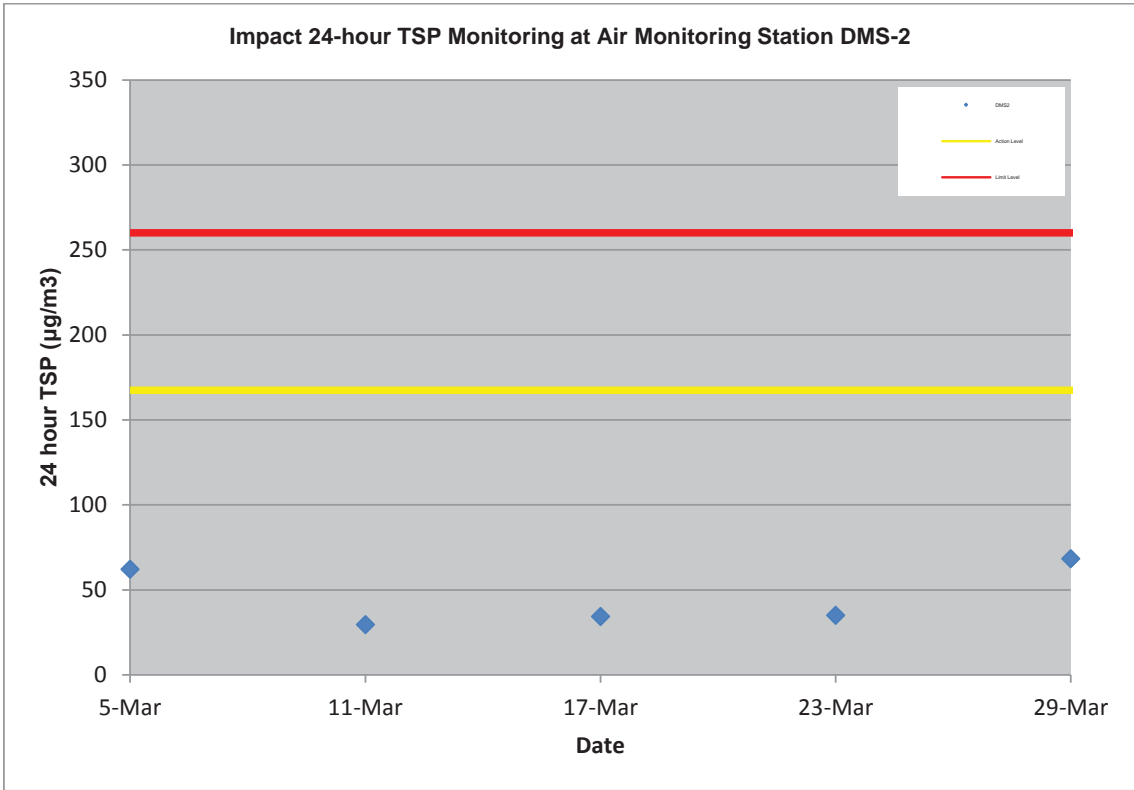
Average (µg/m ³)	50.3
Max (µg/m ³)	77.6
Min (µg/m ³)	31.4

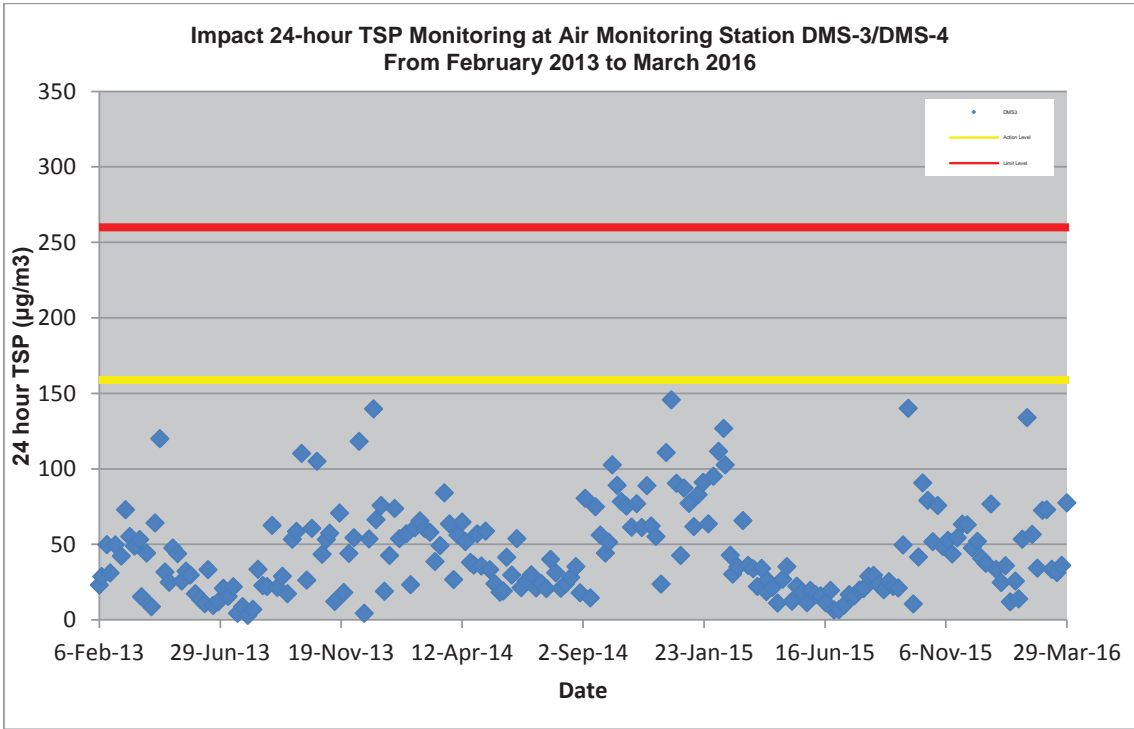
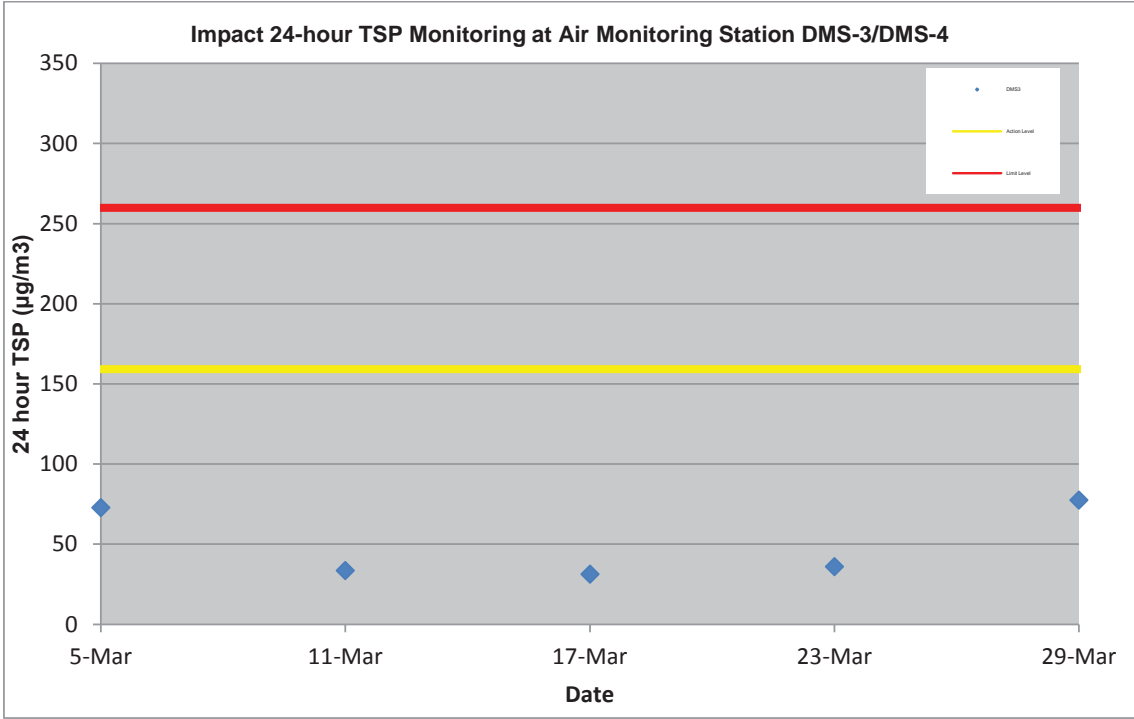
Impact 24-hour TSP Monitoring at Air Monitoring Station DMS-1



Impact 24-hour TSP Monitoring at Air Monitoring Station DMS-1
From February 2013 to March 2016





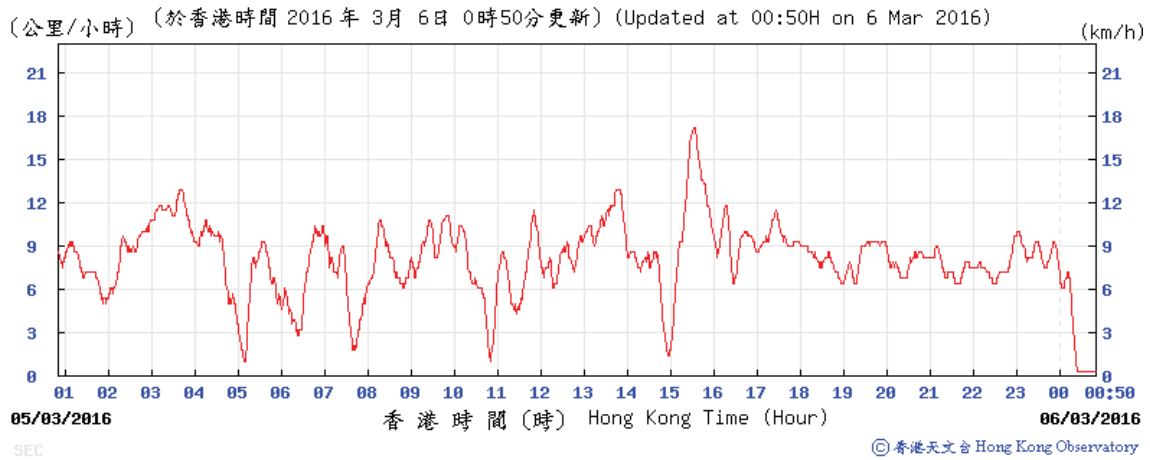


Appendix F

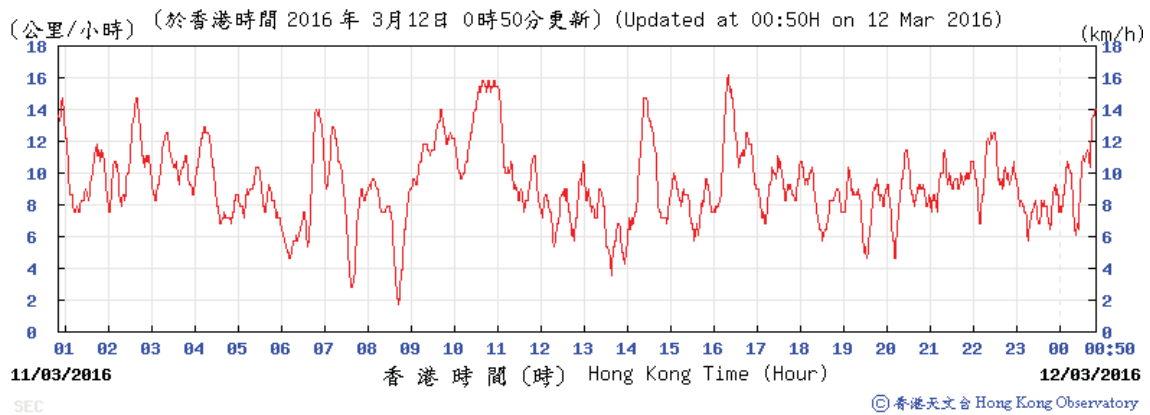
Wind data

Average wind speed obtained from the meteorological station at Kai Tak from the Hong Kong Observatory (HKO)

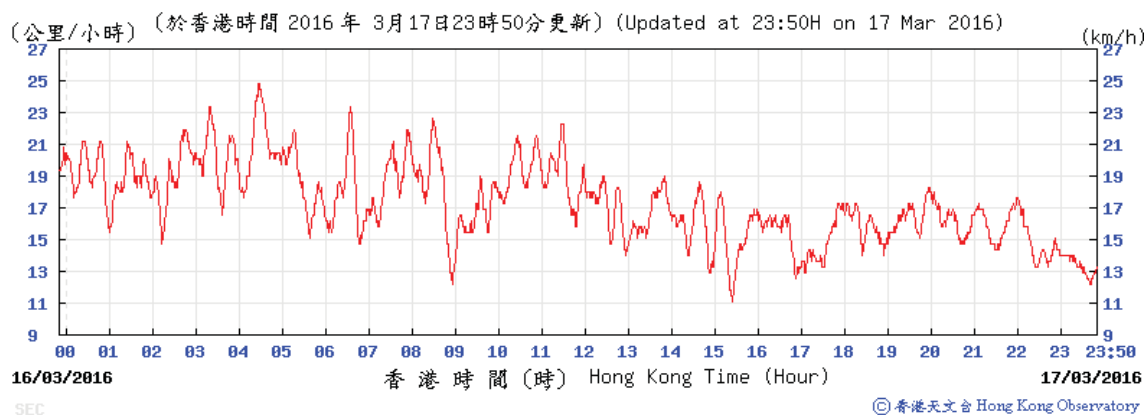
5 March 2016



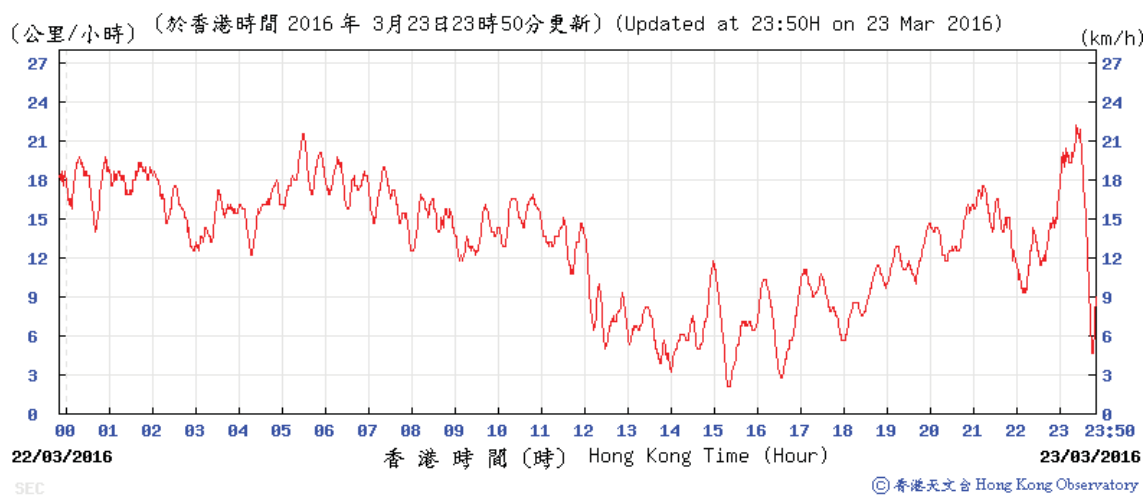
11 March 2016



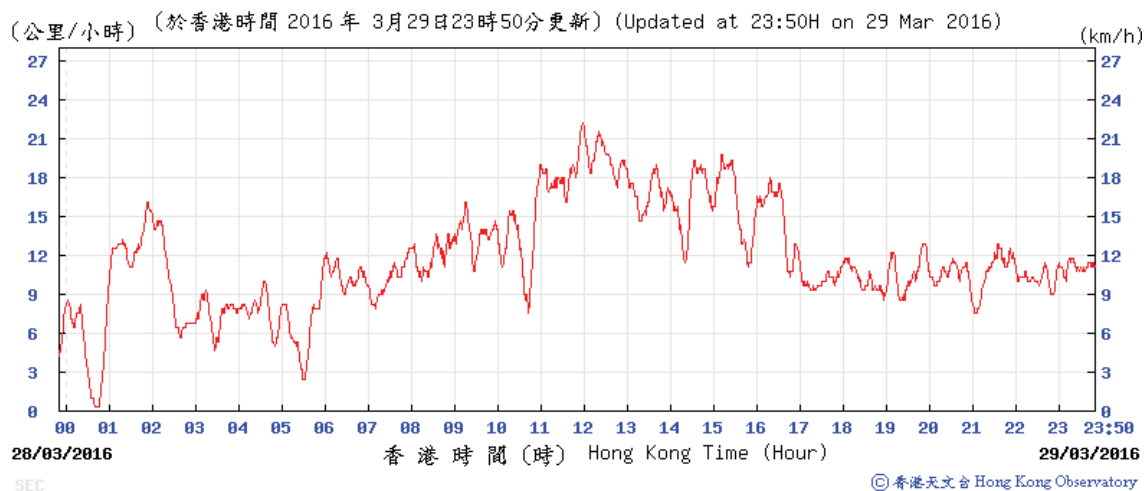
17 March 2016



23 March 2016

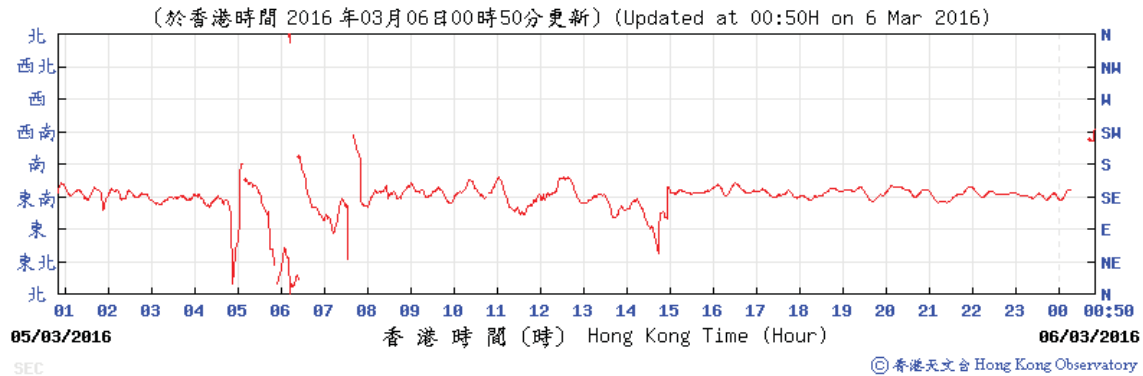


29 March 2016

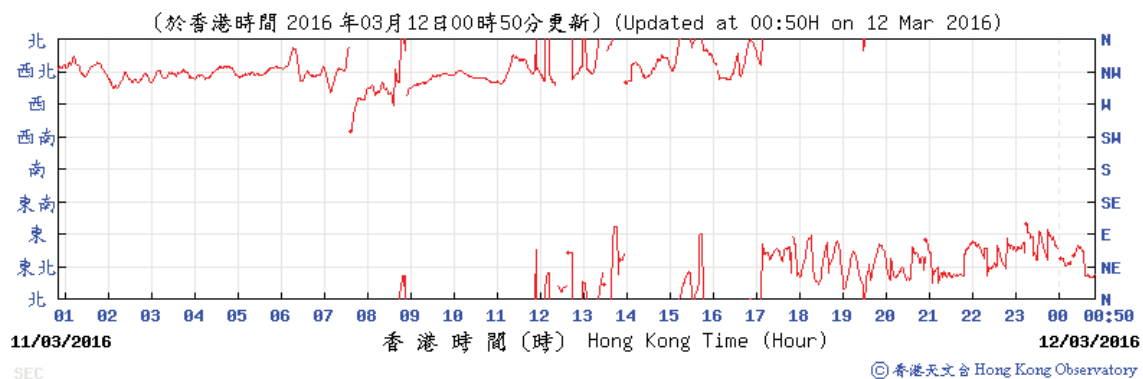


Average wind direction obtained from the meteorological station at Kai Tak from the Hong Kong Observatory (HKO)

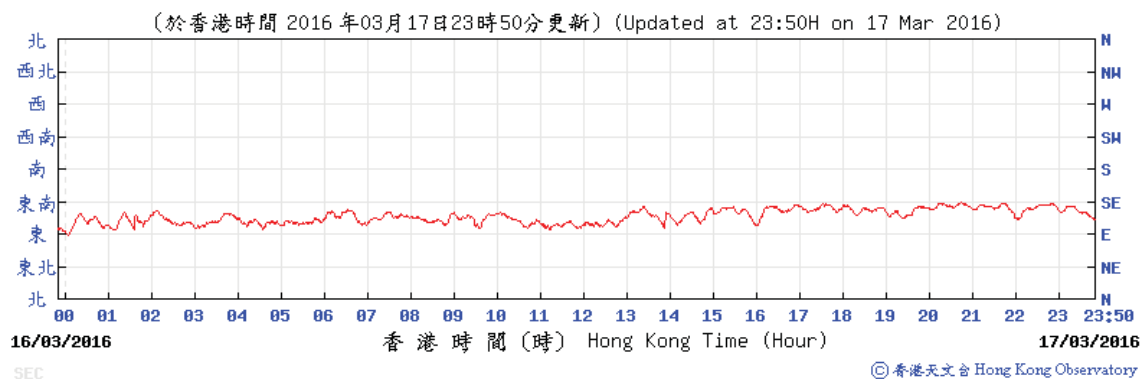
5 March 2016



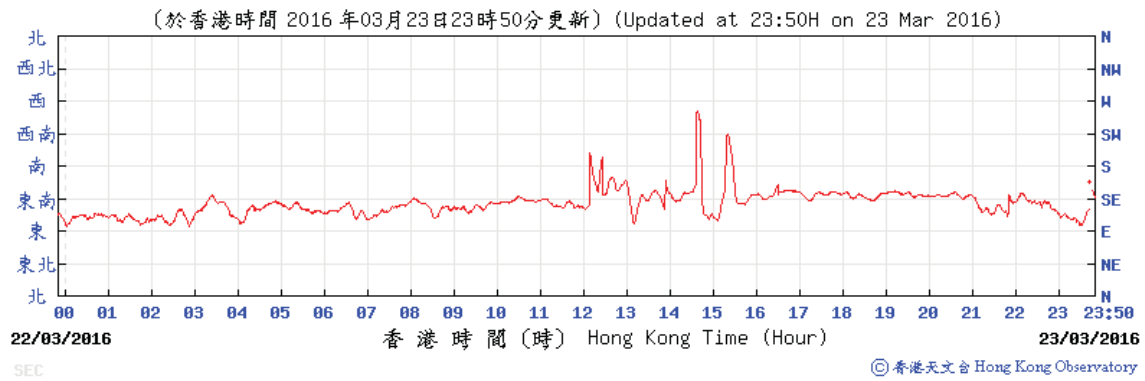
11 March 2016



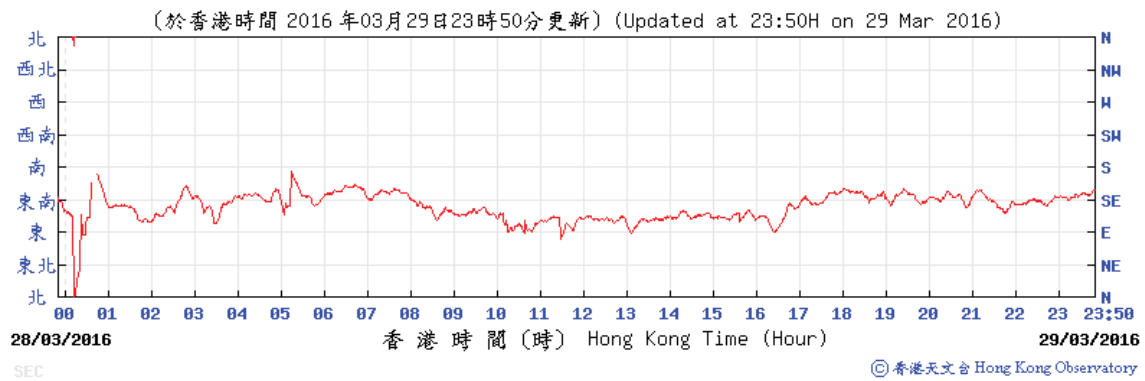
17 March 2016



23 March 2016

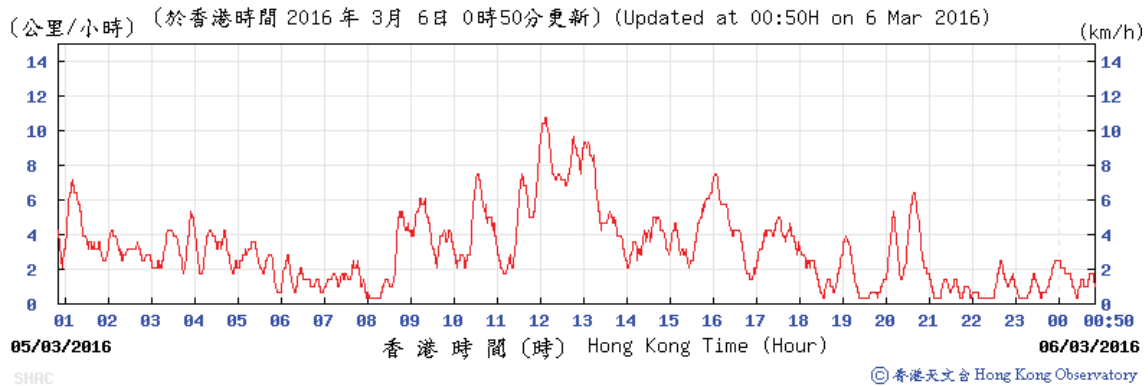


29 March 2016

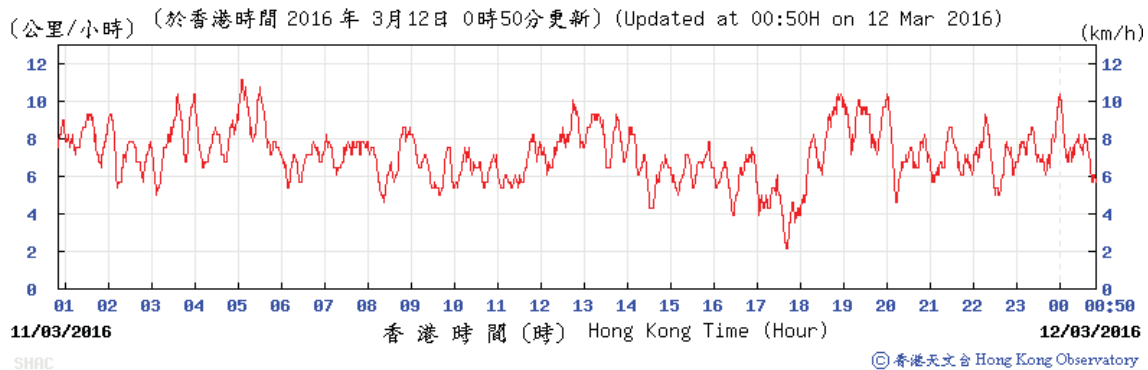


Average wind speed obtained from the meteorological station at Sha Tin from the Hong Kong Observatory (HKO)

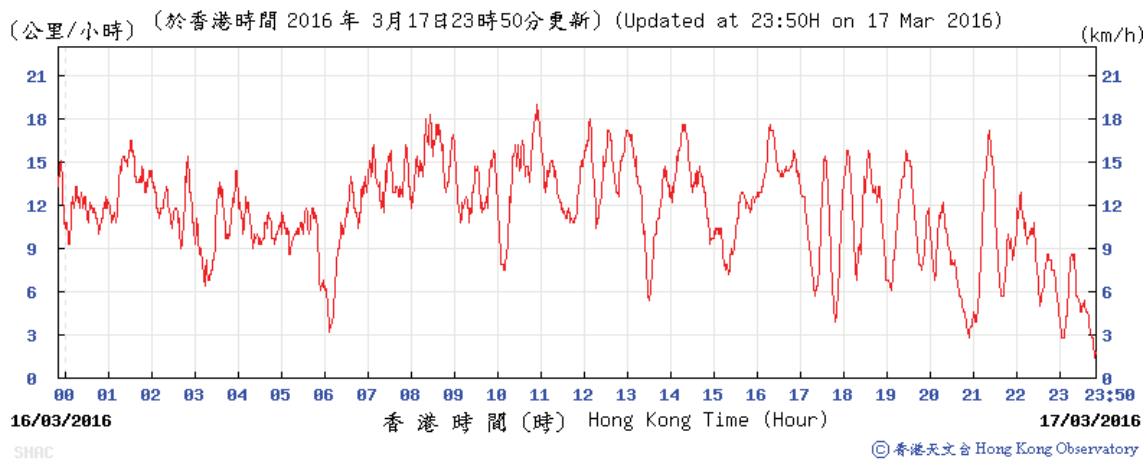
5 March 2016



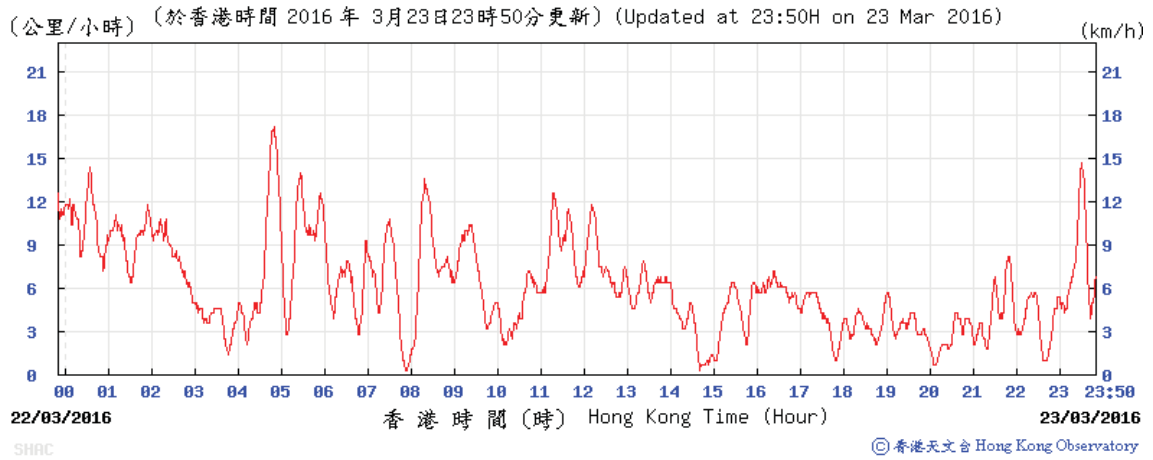
11 March 2016



17 March 2016



23 March 2016

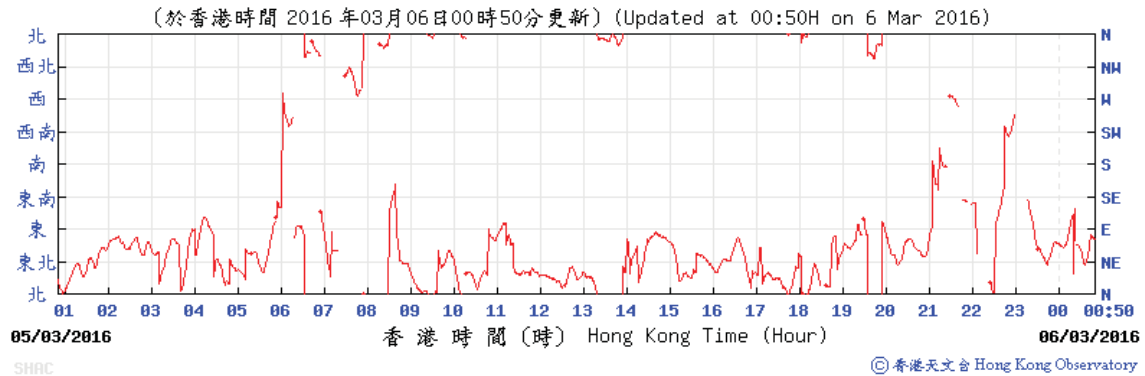


29 March 2016

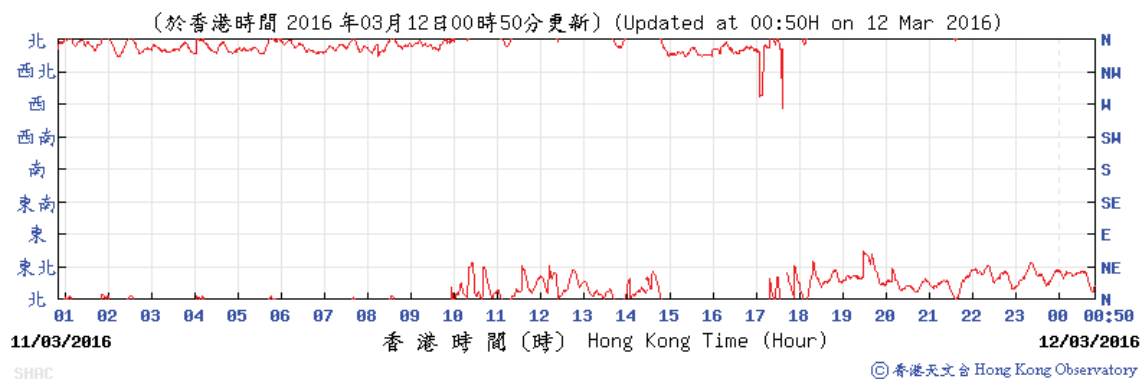


Average wind direction obtained from the meteorological station at Sha Tin from the Hong Kong Observatory (HKO)

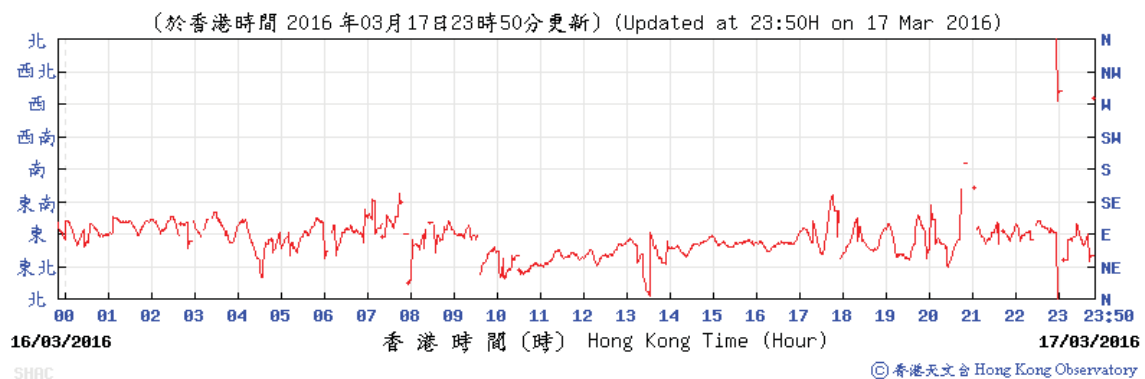
5 March 2016



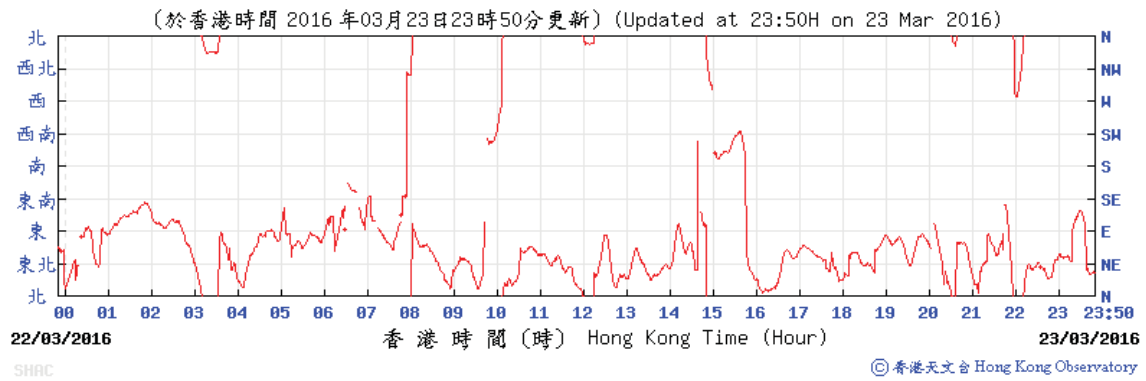
11 March 2016



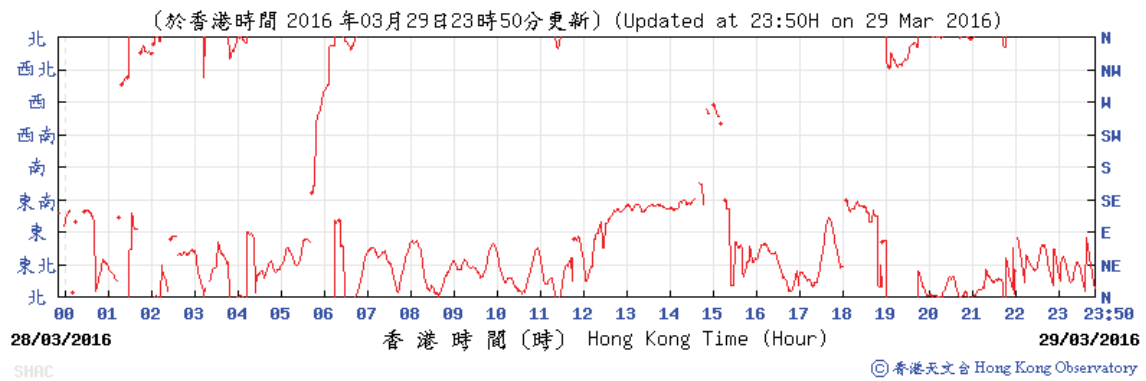
17 March 2016



23 March 2016



29 March 2016



Appendix G

Calibration
Certificates of Noise
Monitoring
Equipment



Certificate of Calibration 校正證書

Certificate No. : C155484
證書編號

ITEM TESTED / 送檢項目 (Job No. / 序引編號 : IC15-2252) Date of Receipt / 收件日期 : 30 September 2015

Description / 儀器名稱 : Integrating Sound Level Meter
Manufacturer / 製造商 : Brüel & Kjær
Model No. / 型號 : 2238
Serial No. / 編號 : 2320696
Supplied By / 委託者 : Ove Arup & Partners Hong Kong Co., Ltd.
Level 5, Festival Walk, 80 Tat Chee Avenue, Kowloon Tong,
Kowloon

TEST CONDITIONS / 測試條件

Temperature / 溫度 : $(23 \pm 2)^{\circ}\text{C}$ Relative Humidity / 相對濕度 : $(55 \pm 20)\%$
Line Voltage / 電壓 : ---

TEST SPECIFICATIONS / 測試規範

Calibration check

DATE OF TEST / 測試日期 : 5 October 2015

TEST RESULTS / 測試結果

The results apply to the particular unit-under-test only.
All results are within manufacturer's specification.
The results are detailed in the subsequent page(s).

The test equipment used for calibration are traceable to National Standards via :

- The Government of The Hong Kong Special Administrative Region Standard & Calibration Laboratory
- Agilent Technologies / Keysight Technologies
- Fluke Everett Service Center, USA
- Rohde & Schwarz Laboratory, Germany

Tested By : 
測試 : _____
H T Wong
Technical Officer

Certified By : 
核證 : _____
K C Lee
Project Engineer

Date of Issue : 6 October 2015
簽發日期

The test equipment used for calibration are traceable to the Nation Standards as specified in this certificate. This certificate shall not be reproduced except in full, without the prior written approval of this laboratory.

本證書所載校正用之測試器材均可溯源至國際標準。局部複印本證書需先獲本實驗所書面批准。

Certificate of Calibration

校正證書

Certificate No. : C155484
證書編號

1. The unit-under-test (UUT) was allowed to stabilize in the laboratory for over 12 hours, and switched on to warm up for over 10 minutes before the commencement of the test.
2. Self-calibration using laboratory acoustic calibrator was performed before the test from 6.1.1.2 to 6.4.
3. The results presented are the mean of 3 measurements at each calibration point.
4. Test equipment :

<u>Equipment ID</u>	<u>Description</u>	<u>Certificate No.</u>
CL280	40 MHz Arbitrary Waveform Generator	C150014
CL281	Multifunction Acoustic Calibrator	DC130171

5. Test procedure : MA101N.

6. Results :

- 6.1 Sound Pressure Level

- 6.1.1 Reference Sound Pressure Level

- 6.1.1.1 Before Self-calibration

UUT Setting				Applied Value		UUT Reading (dB)
Range (dB)	Parameter	Frequency Weighting	Time Weighting	Level (dB)	Freq. (kHz)	
50 - 130	L _{AFP}	A	F	94.00	1	93.8

- 6.1.1.2 After Self-calibration

UUT Setting				Applied Value		UUT Reading (dB)	IEC 60651 Type 1 Spec. (dB)
Range (dB)	Parameter	Frequency Weighting	Time Weighting	Level (dB)	Freq. (kHz)		
50 - 130	L _{AFP}	A	F	94.00	1	94.1	± 0.7

- 6.1.2 Linearity

UUT Setting				Applied Value		UUT Reading (dB)
Range (dB)	Parameter	Frequency Weighting	Time Weighting	Level (dB)	Freq. (kHz)	
50 - 130	L _{AFP}	A	F	94.00	1	94.1 (Ref.)
				104.00		104.0
				114.00		114.0

IEC 60651 Type 1 Spec. : ± 0.4 dB per 10 dB step and ± 0.7 dB for overall different.

The test equipment used for calibration are traceable to the Nation Standards as specified in this certificate. This certificate shall not be reproduced except in full, without the prior written approval of this laboratory.

本證書所載校正用之測試器材均可溯源至國際標準。局部複印本證書需先獲本實驗室所書面批准。

Sun Creation Engineering Limited – Calibration & Testing Laboratory
c/o 4/F, Tsing Shan Wan Exchange Building, 1 Hing On Lane, Tuen Mun, New Territories, Hong Kong

輝創工程有限公司 – 校正及檢測實驗室
c/o 香港新界屯門興安里一號青山灣機樓四樓

Tel/電話: 2927 2606 Fax/傳真: 2744 8986 E-mail/電郵: callab@suncreation.com Website/網址: www.suncreation.com

Certificate of Calibration

校正證書

Certificate No. : C155484
證書編號

6.2 Time Weighting

6.2.1 Continuous Signal

UUT Setting				Applied Value		UUT Reading (dB)	IEC 60651 Type 1 Spec. (dB)
Range (dB)	Parameter	Frequency Weighting	Time Weighting	Level (dB)	Freq. (kHz)		
50 - 130	L _{AFP}	A	F	94.00	1	94.1	Ref.
	L _{ASP}		S			94.1	± 0.1
	L _{AIP}		I			94.1	± 0.1

6.2.2 Tone Burst Signal (2 kHz)

UUT Setting				Applied Value		UUT Reading (dB)	IEC 60651 Type 1 Spec. (dB)
Range (dB)	Parameter	Frequency Weighting	Time Weighting	Level (dB)	Burst Duration		
30 - 110	L _{AFP}	A	F	106.0	Continuous	106.0	Ref.
	L _{AFMax}				200 ms	105.0	-1.0 ± 1.0
	L _{ASP}	S	Continuous		106.0	Ref.	
	L _{ASMax}		500 ms		102.0	-4.1 ± 1.0	

6.3 Frequency Weighting

6.3.1 A-Weighting

UUT Setting				Applied Value		UUT Reading (dB)	IEC 60651 Type 1 Spec. (dB)
Range (dB)	Parameter	Frequency Weighting	Time Weighting	Level (dB)	Freq.		
50 - 130	L _{AFP}	A	F	94.00	31.5 Hz	55.1	-39.4 ± 1.5
					63 Hz	68.1	-26.2 ± 1.5
					125 Hz	78.0	-16.1 ± 1.0
					250 Hz	85.5	-8.6 ± 1.0
					500 Hz	90.9	-3.2 ± 1.0
					1 kHz	94.1	Ref.
					2 kHz	95.3	+1.2 ± 1.0
					4 kHz	95.1	+1.0 ± 1.0
					8 kHz	93.0	-1.1 (+1.5 ; -3.0)
					12.5 kHz	89.9	-4.3 (+3.0 ; -6.0)

The test equipment used for calibration are traceable to the Nation Standards as specified in this certificate. This certificate shall not be reproduced except in full, without the prior written approval of this laboratory.

本證書所載校正用之測試器材均可溯源至國際標準。局部複印本證書需先獲本實驗所書面批准。

Certificate of Calibration

校正證書

Certificate No. : C155484
證書編號

6.3.2 C-Weighting

UUT Setting				Applied Value		UUT Reading (dB)	IEC 60651 Type 1 Spec. (dB)
Range (dB)	Parameter	Frequency Weighting	Time Weighting	Level (dB)	Freq.		
50 - 130	L _{CFP}	C	F	94.00	31.5 Hz	91.2	-3.0 ± 1.5
					63 Hz	93.3	-0.8 ± 1.5
					125 Hz	93.9	-0.2 ± 1.0
					250 Hz	94.1	0.0 ± 1.0
					500 Hz	94.1	0.0 ± 1.0
					1 kHz	94.1	Ref.
					2 kHz	93.9	-0.2 ± 1.0
					4 kHz	93.3	-0.8 ± 1.0
					8 kHz	91.1	-3.0 (+1.5 ; -3.0)
12.5 kHz	87.9	-6.2 (+3.0 ; -6.0)					

6.4 Time Averaging

UUT Setting				Applied Value					UUT Reading (dB)	IEC 60804 Type 1 Spec. (dB)
Range (dB)	Parameter	Frequency Weighting	Integrating Time	Frequency (kHz)	Burst Duration (ms)	Burst Duty Factor	Burst Level (dB)	Equivalent Level (dB)		
30 - 110	L _{Aeq}	A	10 sec.	4	1		110.0	100	100.0	± 0.5
			60 sec.					90	90.1	± 0.5
			5 min.					80	79.3	± 1.0
								70	69.2	± 1.0

Remarks : - UUT Microphone Model No. : 4188 & S/N : 2630747
 - Mfr's Spec. : IEC 60651 Type 1 & IEC 60804 Type 1
 - Uncertainties of Applied Value : 94 dB : 31.5 Hz - 125 Hz : ± 0.35 dB
 250 Hz - 500 Hz : ± 0.30 dB
 1 kHz : ± 0.20 dB
 2 kHz - 4 kHz : ± 0.35 dB
 8 kHz : ± 0.45 dB
 12.5 kHz : ± 0.70 dB
 104 dB : 1 kHz : ± 0.10 dB (Ref. 94 dB)
 114 dB : 1 kHz : ± 0.10 dB (Ref. 94 dB)
 Burst equivalent level : ± 0.2 dB (Ref. 110 dB continuous sound level)

- The uncertainties are for a confidence probability of not less than 95 %.

Note :

The values given in this Certificate only relate to the values measured at the time of the test and any uncertainties quoted will not include allowance for the equipment long term drift, variations with environment changes, vibration and shock during transportation, overloading, mis-handling, or the capability of any other laboratory to repeat the measurement. Sun Creation Engineering Limited shall not be liable for any loss or damage resulting from the use of the equipment.

The test equipment used for calibration are traceable to the Nation Standards as specified in this certificate. This certificate shall not be reproduced except in full, without the prior written approval of this laboratory.

本證書所載校正用之測試器材均可溯源至國際標準。局部複印本證書需先獲本實驗所書面批准。

Sun Creation Engineering Limited - Calibration & Testing Laboratory
 c/o 4/F, Tsing Shan Wan Exchange Building, 1 Hing On Lane, Tuen Mun, New Territories, Hong Kong

輝創工程有限公司 - 校正及檢測實驗室
 c/o 香港新界屯門興安里一號青山灣機樓四樓

Tel/電話: 2927 2606 Fax/傳真: 2744 8986 E-mail/電郵: callab@suncreation.com Website/網址: www.suncreation.com

Calibration Certificate

Certificate No. **507599**

Page 1 of 2 Pages

Customer : Ove Arup & Partners HK Ltd

Address : Level 5, Festival Walk, 80 Tat Chi Avenue, Kowloon, Hong Kong

Order No. : Q52959

Date of receipt : 2-Sep-15

Item Tested

Description : Sound Level Calibrator

Manufacturer : B&K

Model : Type 4231

Serial No. : 2713427

Test Conditions

Date of Test : 7-Sep-15

Supply Voltage : --

Ambient Temperature : (23 ± 3)°C

Relative Humidity : (50 ± 25) %

Test Specifications

Calibration check.

Ref. Document/Procedure : F21, Z02, IEC942.

Test Results

All results were within the manufacturer's and IEC942 class 1 specification .

The results are shown in the attached page(s).

Main Test equipment used:

<u>Equipment No.</u>	<u>Description</u>	<u>Cert. No.</u>	<u>Traceable to</u>
S014	Spectrum Analyzer	505317	NIM-PRC & SCL-HKSAR
S240	Sound Level Calibrator	500563	NIM-PRC & SCL-HKSAR
S041	Universal Counter	506951	SCL-HKSAR
S206	Sound Level Meter	506958	SCL-HKSAR

The values given in this Calibration Certificate only relate to the values measured at the time of the test and any uncertainties quoted will not include allowance for the equipment long term drift, variations with environmental changes, vibration and shock during transportation, overloading, mis-handling, or the capability of any other laboratory to repeat the measurement. Hong Kong Calibration Ltd. shall not be liable for any loss or damage resulting from the use of the equipment.

The test equipment used for calibration are traceable to International System of Units (SI).
The test results apply to the above Unit-Under-Test only

Calibrated by : 
Dorothy Cheuk

Approved by : 
Steve Kwan

Date: 7-Sep-15



Calibration Certificate

Certificate No. 507599

Page 2 of 2 Pages

Results :

1. Level Accuracy

UUT Nominal Value (dB)	Measured Value (dB)	IEC 942 Class 1 Spec.
94	94.1	± 0.3 dB
114	114.1	

Uncertainty : ± 0.1 dB

2. Frequency

UUT Nominal Value	Measured Value	IEC 942 Class 1 Spec.
1.000 kHz	1.0000 kHz	± 2 %

Uncertainty : ± 3.6 x 10⁻⁶

- 3. Level Stability** : 0.0 dB
IEC 942 Class 1 Spec. : ± 0.1 dB
Uncertainty : ± 0.01 dB

- 4. Total Harmonic Distortion** : < 0.3 %
IEC 942 Class 1 Spec. : < 3 %
Uncertainty : ± 2.3 % of reading

Remark : 1. UUT : Unit-Under-Test
2. The uncertainty claimed is for a confidence probability of not less than 95%.
3. Atmospheric Pressure : 1002 hPa.

----- END -----

Appendix H

Noise Results

Location: NMS-CA-1 - C.U.H.K.A.A Thomas Cheung School

Daytime Noise Monitoring Results

Date	Time	Measured Noise Level, dB(A)				Baseline Noise Level, dB(A)	Baseline Corrected Level
		L _{Aeq,30min}	Limit	L _{10,30min}	L _{90,30min}	L _{Aeq,30min}	L _{Aeq,30min}
1-Mar-16	11:15-11:45	55.2	70.0	57.0	52.0	57.0	< Baseline Level
7-Mar-16	11:45-12:15	56.7	70.0	58.5	52.5	57.0	< Baseline Level
18-Mar-16	12:00-12:30	56.9	70.0	59.5	52.5	57.0	< Baseline Level
24-Mar-16	12:00-12:30	56.8	70.0	59.0	55.0	57.0	< Baseline Level
30-Mar-16	15:45-16:15	55.2	70.0	57.0	52.0	57.0	< Baseline Level

Average L _{Aeq,30min}	56.2
Max L _{Aeq,30min}	56.9
Min L _{Aeq,30min}	55.2

Notes: (*) : Façade correction is included
 (#) : Baseline Corrected Level = Measured Noise Level - Baseline Noise Level

Location: NMS-CA-2 - Price Memorial Catholic Primary School

Daytime Noise Monitoring Results

Date	Time	Measured Noise Level, dB(A)				Baseline Noise Level, dB(A)	Baseline Corrected Level
		L _{Aeq,30min}	Limit	L _{10,30min}	L _{90,30min}	L _{Aeq,30min}	L _{Aeq,30min}
1-Mar-16	9:00-9:30	59.3	70.0	60.0	58.0	66.0	< Baseline Level
7-Mar-16	9:30-10:00	61.6	70.0	64.5	58.0	66.0	< Baseline Level
18-Mar-16	9:15-9:45	59.0	65.0	60.0	57.5	66.0	< Baseline Level
24-Mar-16	9:45-10:15	61.0	70.0	63.0	59.0	66.0	< Baseline Level
30-Mar-16	13:45-14:15	58.5	70.0	59.5	56.5	66.0	< Baseline Level

Average L _{Aeq,30min}	59.9
Max L _{Aeq,30min}	61.6
Min L _{Aeq,30min}	58.5

Notes: (*) : Façade correction is included
 (#) : Baseline Corrected Level = Measured Noise Level - Baseline Noise Level

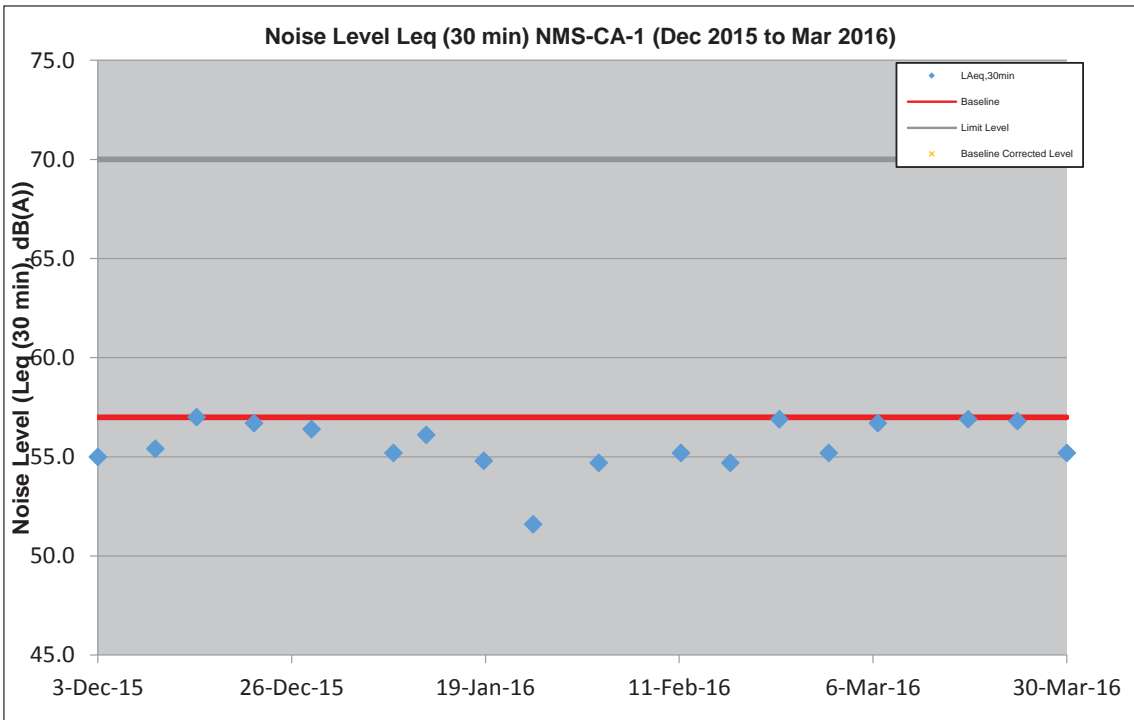
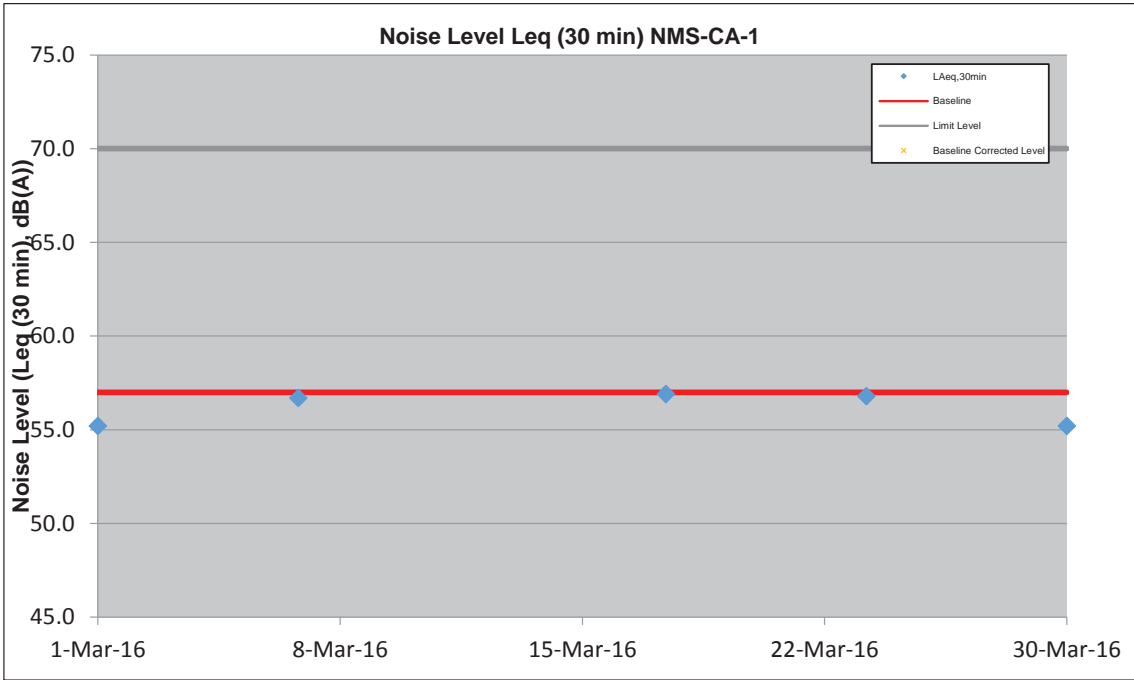
Location: NMS-CA-3 / NMS-CA-4 - Hong Kong Sheng Kung Hui Nursing Home

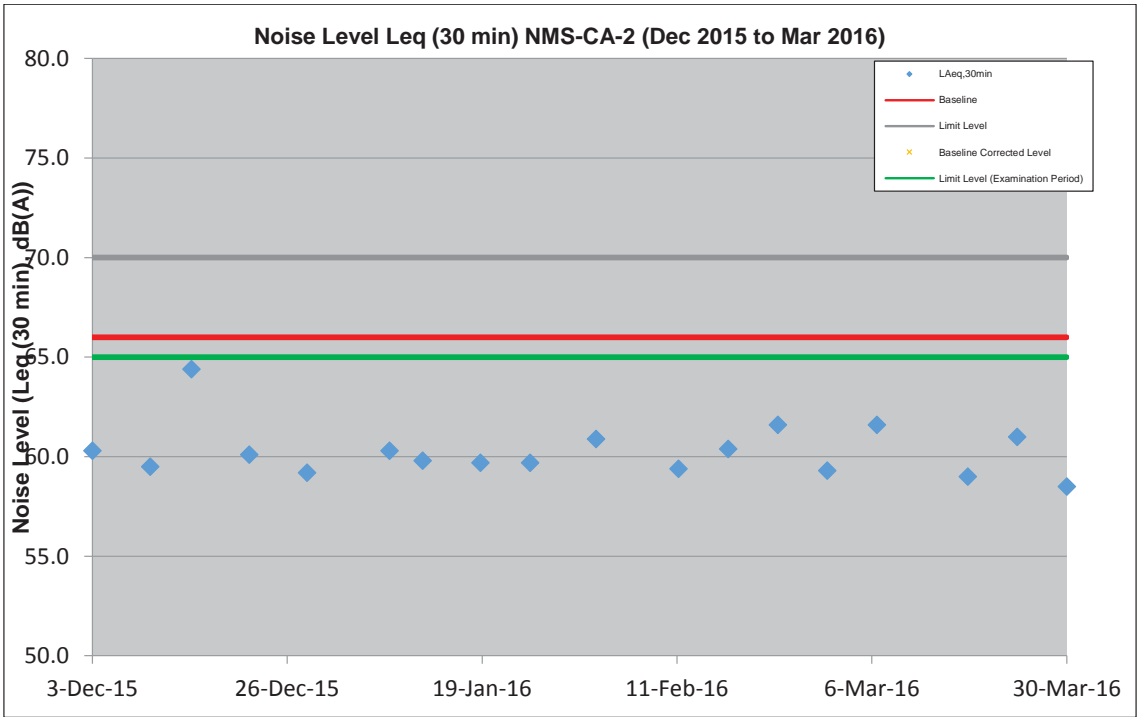
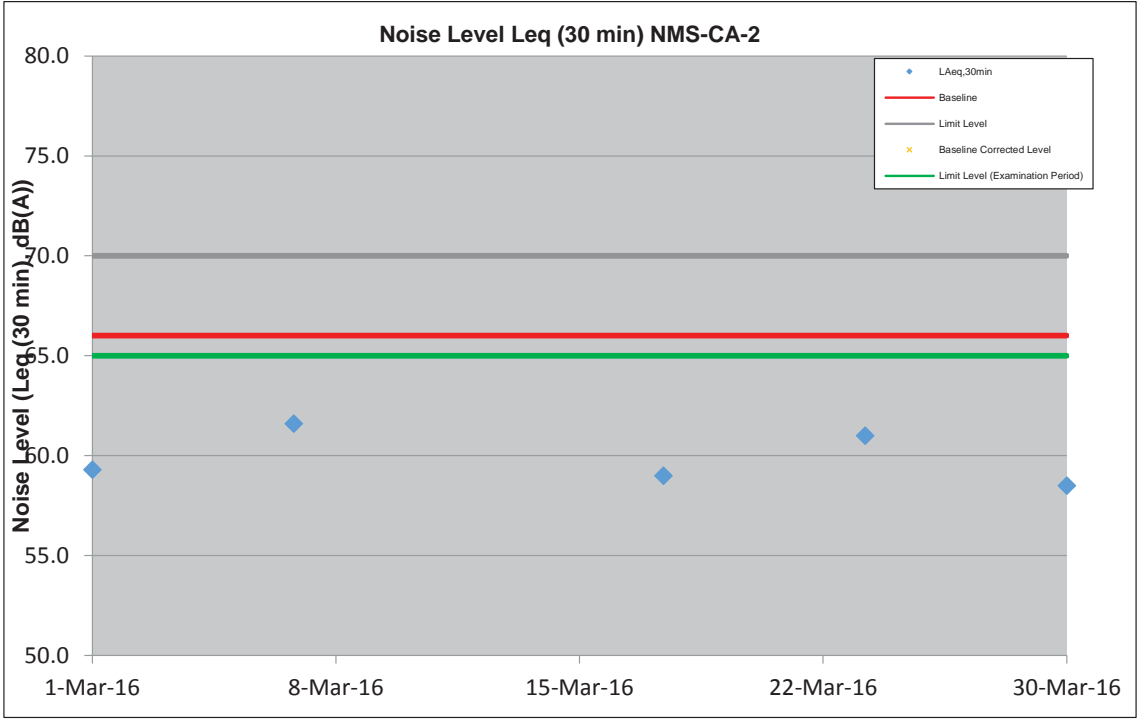
Daytime Noise Monitoring Results

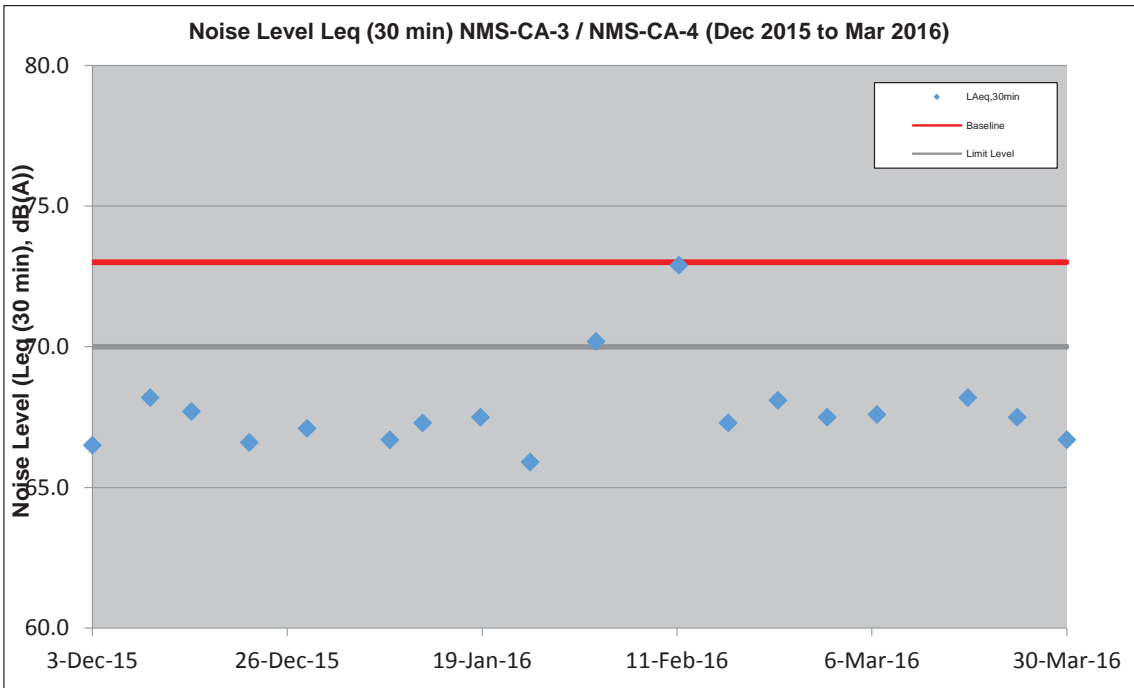
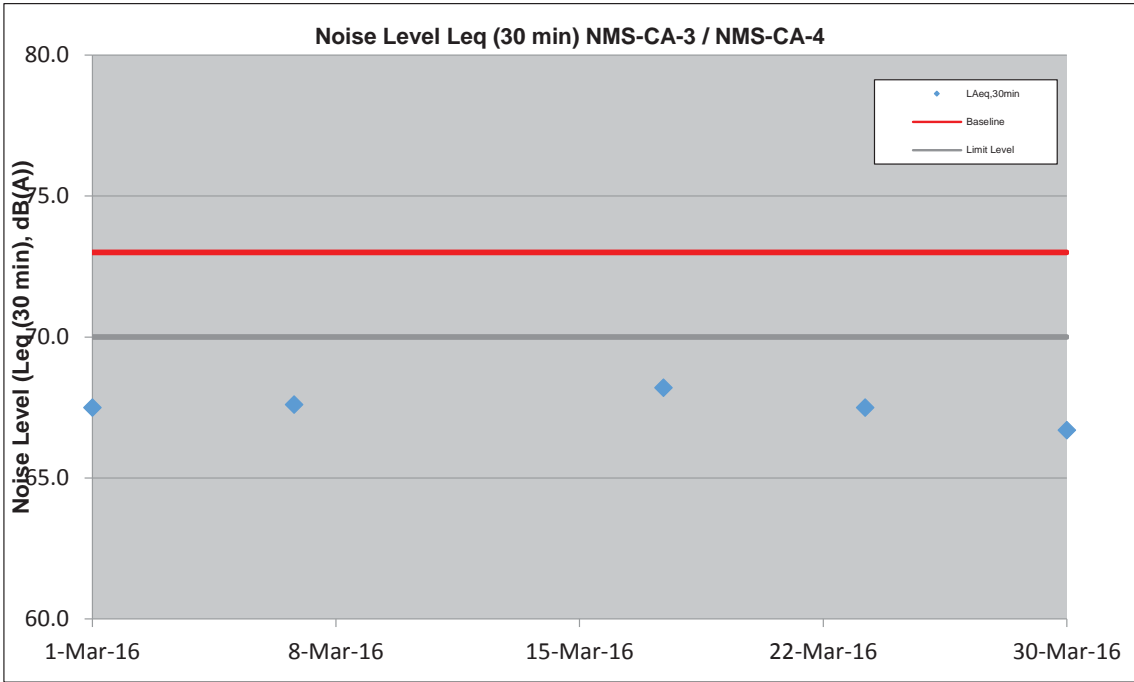
Date	Time	Measured Noise Level, dB(A)				Baseline Noise Level, dB(A)	Baseline Corrected Level
		L _{Aeq,30min}	Limit	L _{10,30min}	L _{90,30min}	L _{Aeq,30min}	L _{Aeq,30min}
1-Mar-16	10:00-10:30	67.5	70.0	69.5	64.0	73.0	< Baseline Level
7-Mar-16	10:30-11:00	67.6	70.0	69.5	64.0	73.0	< Baseline Level
18-Mar-16	10:30-11:00	68.2	70.0	70.0	65.5	73.0	< Baseline Level
24-Mar-16	10:45-11:15	67.5	70.0	69.0	64.5	73.0	< Baseline Level
30-Mar-16	14:30-15:00	66.7	70.0	68.5	64.0	73.0	< Baseline Level

Average L _{Aeq,30min}	67.5
Max L _{Aeq,30min}	68.2
Min L _{Aeq,30min}	66.7

Notes: (*) : Façade correction is included
 (#) : Baseline Corrected Level = Measured Noise Level - Baseline Noise Level







Appendix I

Event/Action Plan for
Air Quality, Airborne
Noise and Landscape
and Visual

Event and Action Plan for Air Quality

Event	Action			
	ET	IEC	ER	Contractor
Action Level				
1. Exceedance for one sample	<ol style="list-style-type: none"> 1. Inform the IEC, Contractor and ER; 2. Discuss with the Contractor, IEC and ER on the remedial measures required; 3. Repeat measurement to confirm findings; 4. Increase monitoring frequency 	<ol style="list-style-type: none"> 1. Check monitoring data submitted by the ET; 2. Check Contractor's working method; 3. Review and advise the ET and ER on the effectiveness of the proposed remedial measures. 	<ol style="list-style-type: none"> 1. Confirm receipt of notification of exceedance in writing; 	<ol style="list-style-type: none"> 1. Identify source(s), investigate the causes of exceedance and propose remedial measures; 2. Implement remedial measures; 3. Amend working methods agreed with the ER as appropriate.
2. Exceedance for two or more consecutive samples	<ol style="list-style-type: none"> 1. Inform the IEC, Contractor and ER; 2. Discuss with the ER, IEC and Contractor on the remedial measures required; 3. Repeat measurements to confirm findings; 4. Increase monitoring frequency to daily; 5. If exceedance continues, arrange meeting with the IEC, ER and Contractor; 6. If exceedance stops, cease additional monitoring. 	<ol style="list-style-type: none"> 1. Check monitoring data submitted by the ET; 2. Check Contractor's working method; 3. Review and advise the ET and ER on the effectiveness of the proposed remedial measures. 	<ol style="list-style-type: none"> 1. Confirm receipt of notification of exceedance in writing; 2. Notify the Contractor, IEC and ET; 3. Review and agree on the remedial measures proposed by the Contractor; 4. Supervise Implementation of remedial measures. 	<ol style="list-style-type: none"> 1. Identify source and investigate the causes of exceedance; 2. Submit proposals for remedial measures to the ER with a copy to ET and IEC within three working days of notification; 3. Implement the agreed proposals; 4. Amend proposal as appropriate.

Limit Level				
1. Exceedance for one sample	<ol style="list-style-type: none"> 1. Inform the IEC, Contractor and ER; 2. Repeat measurement to confirm findings; 3. Increase monitoring frequency to daily; 4. Discuss with the ER, IEC and contractor on the remedial measures and assess the effectiveness. 	<ol style="list-style-type: none"> 1. Check monitoring data submitted by the ET; 2. Check the Contractor's working method; 3. Discuss with the ET, ER and Contractor on possible remedial measures; 4. Review and advise the ER and ET on the effectiveness of Contractor's remedial measures. 	<ol style="list-style-type: none"> 1. Confirm receipt of notification of exceedance in writing; 2. Notify the Contractor, IEC and ET; 3. Review and agree on the remedial measures proposed by the Contractor; 4. Supervise implementation of remedial measures. 	<ol style="list-style-type: none"> 1. Identify source(s) and investigate the causes of exceedance; 2. Take immediate action to avoid further exceedance; 3. Submit proposals for remedial measures to ER with a copy to ET and IEC within three working days of notification; 4. Implement the agreed proposals; 5. Amend proposal if appropriate.
2. Exceedance for two or more consecutive samples	<ol style="list-style-type: none"> 1. Notify IEC, Contractor and EPD; 2. Repeat measurement to confirm findings; 3. Increase monitoring frequency to daily; 4. Carry out analysis of the Contractor's working procedures with the ER to determine possible mitigation to be implemented; 5. Arrange meeting with the IEC, Contractor and ER to discuss the remedial measures to be taken; 6. Review the effectiveness of the Contractor's remedial measures and keep IEC, EPD and ER informed of the results; 7. If exceedance stops, cease additional monitoring. 	<ol style="list-style-type: none"> 1. Check monitoring data submitted by the ET; 2. Check the Contractor's working method; 3. Discuss with ET, ER, and Contractor on the potential remedial measures; 4. Review and advise the ER and ET on the effectiveness of Contractor's remedial measures. 	<ol style="list-style-type: none"> 1. Confirm receipt of notification of exceedance in writing; 2. Notify the Contractor, IEC and ET; 3. In consultation with the ET and IEC, agree with the Contractor on the remedial measures to be implemented; 4. Supervise the implementation of remedial measures; 5. If exceedance continues, consider what portion of the work is responsible and instruct the Contractor to stop that portion of work until the exceedance is abated. 	<ol style="list-style-type: none"> 1. Identify source(s) and investigate the causes of exceedance; 2. Take immediate action to avoid further exceedance; 3. Submit proposals for remedial measures to the ER with a copy to the IEC and ET within three working days of notification; 4. Implement the agreed proposals; 5. Revise and resubmit proposals if problem still not under control; 6. Stop the relevant portion of works as determined by the ER until the exceedance is abated.

Event and Action Plan for Airborne Noise

Event	Action			
	ET	IEC	ER	Contractor
Action Level	<ol style="list-style-type: none"> 1. Notify the IEC, Contractor and ER 2. Discuss with the ER, IEC and Contractor on the remedial measures required 3. Increase monitoring frequency to check mitigation effectiveness 	<ol style="list-style-type: none"> 1. Review the investigation results submitted by the contractor; 2. Review and advise the ET and ER on the effectiveness of the remedial measures proposed by the Contractor. 	<ol style="list-style-type: none"> 1. Confirm receipt of notification of complaint in writing 2. Notify the Contractor, IEC and ET 3. Review and agree on the remedial measures proposed by the Contractor; 4. Supervise implementation of remedial measures 	<ol style="list-style-type: none"> 1. Investigate the complaint and propose remedial measures 2. Report the results of investigation to the IEC, ET and ER 3. Submit noise mitigation proposals to the ER with copy to the IEC and ET within 3 working days of notification. 4. Implement noise mitigation proposals
Limit Level	<ol style="list-style-type: none"> 1. Notify the IEC, Contractor and EPD 2. Repeat measurement to confirm findings 3. Increase monitoring frequency 4. Carry out analysis of Contractor's working procedures to determine possible mitigation to be implemented 5. Arrange meeting with the IEC, Contractor and ER to discuss the remedial measures to be taken; 6. Inform IEC, ER and EPD the causes and actions taken for the exceedances 7. Assess effectiveness of the Contractor's remedial measures and keep IEC, ER and EPD informed of the results 	<ol style="list-style-type: none"> 1. Check monitoring data submitted by the ET; 2. Check the Contractor's working method; 3. Discuss with the ER, ET and Contractor on the potential remedial measures 4. Review and advise the ET and ER on the effectiveness of the remedial measures proposed by the Contractor. 	<ol style="list-style-type: none"> 1. Confirm receipt of notification of exceedance in writing 2. Notify the Contractor, IEC and ET 3. In consultation with the ET and IEC, agree with the Contractor on the remedial measures to be implemented 4. Supervise the implementation of remedial measures 5. If exceedance continues, consider what portion of the work is responsible and instruct the Contractor to stop that portion of work until the exceedance is abated 	<ol style="list-style-type: none"> 1. Identify source and investigate the causes of exceedance 2. Take immediate action to avoid further exceedance 3. Submit proposals for remedial measures to the ER with copy to the IEC and ET within 3 working days of notification. 4. Implement the agreed proposals 5. Revise and resubmit proposals if problem still not under control 6. Stop the relevant portion of works as determined by the ER until the exceedance is abated

Event / Action Plan for Landscape and Visual

Action Level	ET	IEC	ER	Contractor
Non-conformity on one occasion	<ol style="list-style-type: none"> 1. Inform the Contractor, the IEC and the ER 2. Discuss remedial actions with the IEC, the ER and the Contractor 3. Monitor remedial actions until rectification has been completed 	<ol style="list-style-type: none"> 1. Check inspection report 2. Check the Contractor's working method 3. Discuss with the ET, ER and the Contractor on possible remedial measures 4. Advise the ER on effectiveness of proposed remedial measures. 	<ol style="list-style-type: none"> 1. Confirm receipt of notification of non-conformity in writing 2. Review and agree on the remedial measures proposed by the Contractor 3. Supervise implementation of remedial measures 	<ol style="list-style-type: none"> 1. Identify Source and investigate the non-conformity 2. Implement remedial measures 3. Amend working methods agreed with the ER as appropriate 4. Rectify damage and undertake any necessary replacement
Repeated Non-conformity	<ol style="list-style-type: none"> 1. Identify Source 2. Inform the Contractor, the IEC and the ER 3. Increase inspection frequency 4. Discuss remedial actions with the IEC, the ER and the Contractor 5. Monitor remedial actions until rectification has been completed 6. If non-conformity stops, cease additional monitoring 	<ol style="list-style-type: none"> 1. Check inspection report 2. Check the Contractor's working method 3. Discuss with the ET and the Contractor on possible remedial measures 4. Advise the ER on effectiveness of proposed remedial measures 	<ol style="list-style-type: none"> 1. Notify the Contractor 2. In consultation with the ET and IEC, agree with the Contractor on the remedial measures to be implemented 3. Supervise implementation of remedial measures. 	<ol style="list-style-type: none"> 1. Identify Source and investigate the non-conformity 2. Implement remedial measures 3. Amend working methods agreed with the ER as appropriate 4. Rectify damage and undertake any necessary replacement. Stop relevant portion of works as determined by the ER until the non-conformity is abated.

Note:

ET – Environmental Team

IEC – Independent Environmental Checker

ER – Engineer's Representative

Appendix J

Waste Flow Table

MONTHLY SUMMARY WASTE FLOW TABLE

Name of Department: ENV

Contract No.:MTR-SCL1103

Monthly Summary Waste Flow Table for 2016

Month	Actual Quantities of Inert C&D Materials Generated Monthly						Actual Quantities of C&D Wastes Generated Monthly				
	Total Quantity Generated	Hard Rock and Large Broken Concrete	Reused in the Contract	Reused in Other Projects	Disposed as Public Fill	Imported Fill	Metals	Paper / Cardboard Packaging	Plastics	Chemical Waste	Others, e.g. general refuse
	(in '000m ³)	(in '000m ³)	(in '000m ³)	(in '000m ³)	(in '000m ³)	(in '000m ³)	(in '000kg)	(in '000kg)	(in '000kg)	(in '000kg)	(in '000m ³)
Jan	21.115	0.000	0.000	14.914	6.201	0.000	0.000	0.000	0.000	0.500	0.198
Feb	20.210	0.000	0.000	15.389	4.821	0.000	0.000	0.000	0.000	0.500	0.213
Mar	20.608	0.000	0.000	15.925	4.682	0.000	0.000	0.000	0.000	1.000	0.230
Apr											
May											
Jun											
Sub-total	61.933	0.000	0.000	46.229	15.705	0.000	0.000	0.000	0.000	2.000	0.641
July											
August											
September											
October											
November											
December											
Total	61.933	0.000	0.000	46.229	15.705	0.000	0.000	0.000	0.000	2.000	0.641

Comments:

- 1) Assumption: The densities of Rock, Soil, Mixed Rock and Soil, and Regular Spoil are 2.0 ton/m³; the density of general refuse is 1.0 ton/m³; the density of waste oil is 1.0 ton/m³.
- 2) The cut-off date of waste amount in Mar are 31/3/2016 for TKO137FB/TM38FB, NENT landfill, Nam Cheong 820 and KWP Quarry, 31/3/2016 for Kai Tak 1108A.
- 3) The amounts of waste in Mar are 230.34 tons for NENT Landfill, 9364.51 tons for TKO137FB/TM38FB, 31859.9 tons for Kai Tak Contract 1108A, 0 tons for Contract 820 and 0 tons for KWP Quarry.
- 4) The amount of C&D waste reused in the Contract in Mar is 0 trucks, approximately 0 tons, for cut-off date as 31/3/2016.
- 5) The amount of chemical waste in Mar is 1000kg for cut-off date as 31/3/2016.

Appendix K

Environmental
Monitoring
Programme for
Coming Month

SCL Works Contract 1103 - Hin Keng to Diamond Hill Tunnels
Tentative Impact Monitoring Schedule - April 2016

Date		Air Quality	Noise	Site Inspection
		24-hours TSP	L _{Aeq} , 30 min	
1-Apr-16	Fri			
2-Apr-16	Sat			
3-Apr-16	Sun			
4-Apr-16	Mon			
5-Apr-16	Tue			
6-Apr-16	Wed			
7-Apr-16	Thu			
8-Apr-16	Fri			
9-Apr-16	Sat			
10-Apr-16	Sun			
11-Apr-16	Mon			
12-Apr-16	Tue			
13-Apr-16	Wed			
14-Apr-16	Thu			
15-Apr-16	Fri			
16-Apr-16	Sat			
17-Apr-16	Sun			
18-Apr-16	Mon			
19-Apr-16	Tue			
20-Apr-16	Wed			
21-Apr-16	Thu			
22-Apr-16	Fri			
23-Apr-16	Sat			
24-Apr-16	Sun			
25-Apr-16	Mon			
26-Apr-16	Tue			
27-Apr-16	Wed			
28-Apr-16	Thu			
29-Apr-16	Fri			
30-Apr-16	Sat			

	Public Holiday
	Monitoring Day

Monitoring Details

Monitoring	Locations	Parameters
Air Quality	DMS-1 - C.U.H.K.A.A Thomas Cheung School, DMS-2 - Price Memorial Catholic Primary School and DMS-3 / DMS-4 - Hong Kong Sheng Kung Hui Nursing Home	24-hour TSP
Noise	NMS-CA-1 - C.U.H.K.A.A Thomas Cheung School, NMS-CA-2 - Price Memorial Catholic Primary School and NMS-CA-3 /NMS-CA-4 - Hong Kong Sheng Kung Hui Nursing Home	L _{Aeq} (30 min), L ₁₀ , L ₉₀

Appendix L

Cumulative Log for
Complaints,
Notifications of
Summons and
Successful
Prosecutions

Ove Arup and Partners HK Ltd.

SCL 1103 Hin Keng to Diamond Hill Tunnels Construction Stage Environmental Complaint Log (March 2016)

ET's Complaint Log Ref. no.	Incoming Complaint Ref no.	Name of Complainant	Date Complaint Received from EPD	Complaint Date/ Period	Complaint Location	Area of Concern	Details of Complaint	Date Complaint Received by ET	ET's Investigation Date	Investigation/Mitigation Measures	Status
EP3/K08/RE/0000305 2-2016	-	-	4 March 2016	Feb 2016	SCL Construction Site in Diamond Hill	Diamond Hill (for Contract 1103 and 1106)	Complaint received from EPD concerning soil/muddy water discharge from the construction activities of SCL Sites (Contract No. 1103 & 1106).	4 March 2016	4 March 2016	<p>a. Ad hoc inspections was conducted with EPD on 12 Feb 2016 at 1103 site, it was found that the effluent treatment facility was in operation that day and the treated effluent from the site was visually acceptable. No muddy water was found at the discharge point for 1103.</p> <p>b. All construction runoff and effluents were collected by sedimentation tank and treated by wastewater treatment facilities before discharge at designated discharge point. According to the monthly effluent quality report (January 2016), the water sample collected from the designated discharge point found no non-compliance with the valid discharge licence (Licence. No.: WT00014697-2012) under the Water Pollution Control Ordinance.</p> <p>c. According to daily visual checking conducted by the Contractor, the discharged water was visually clear and no muddy water found at the designated discharge point. While the muddy water is considered not related to 1103 site discharge, regular self-monitoring of discharge quality will be on-going to ensure site discharge is fully complied with WPCO requirements all the time. Regular visual inspection on the designated discharge point will also be conducted.</p>	Closed

Ove Arup and Partners HK Ltd.

Environmental Complaint Log (Cumulative)

Reporting Month	Number of Complaints in Reporting Month	Number of Summons in Reporting Month	Number of Prosecutions in Reporting Month
February 2013	0	0	0
March 2013	0	0	0
April 2013	0	0	0
May 2013	0	0	0
June 2013	0	0	0
July 2013	0	0	0
August 2013	0	0	0
September 2013	0	0	0
October 2013	0	0	0
November 2013	0	0	0
December 2013	0	0	0
January 2014	0	0	0
February 2014	0	0	0
March 2014	0	0	0
April 2014	0	0	0
May 2014	0	0	0
June 2014	0	0	0
July 2014	0	0	0
August 2014	0	0	0
September 2014	0	0	0
October 2014	0	0	0
November 2014	1	0	0
December 2014	2	0	0
January 2015	0	0	0
February 2015	3	0	0
March 2015	3	0	0
April 2015	0	0	0
May 2015	0	0	0
June 2015	0	0	0
July 2015	1	0	0
August 2015	0	0	0
September 2015	0	0	0
October 2015	1	0	0
November 2015	1	0	0
December 2015	0	0	0
January 2016	0	0	0
February 2016	0	0	0
March 2016	1	0	0
Total	13	0	0

Appendix E

**37th EM&A Report for Works Contract 1106 –
Diamond Hill Station**

MTR Corporation Limited


**Shatin to Central Link –
Tai Wai to Hung Hom Section**

Monthly EM&A Report No. 37

[Period from 1 to 31 March 2016]

Works Contract 1106 – Diamond Hill Station

(March 2016)

Certified by: 
_____ Dr. Priscilla Choy _____

Position: Environmental Team Leader

Date: 13th April 2016

Leader Joint Venture

Shatin to Central Link – Contract 1106 Diamond Hill Station

Monthly Environmental Monitoring and Audit Report For March 2016

(Version 2.0)

Certified By



Dr. Priscilla Choy
(Environmental Team Leader)

REMARKS:

The information supplied and contained within this report is, to the best of our knowledge, correct at the time of printing.

CINOTECH accepts no responsibility for changes made to this report by third parties.

CINOTECH CONSULTANTS LTD

Room 1710, Technology Park,

18 On Lai Street,

Shatin, NT, Hong Kong

Tel: (852) 2151 2083 Fax: (852) 3107 1388

Email: info@cinotech.com.hk

TABLE OF CONTENTS

	Page
EXECUTIVE SUMMARY	1
Introduction	1
Summary of Construction Works undertaken during the Reporting Month	1
Environmental Monitoring and Audit Progress	1
Regular Construction Noise and Construction Dust Monitoring	1
Cultural Heritage	1
Waste Management	2
Landscape and Visual.....	2
Environmental Site Inspection	2
Environmental Exceedance/Non-conformance/Complaint/Summons and Successful Prosecution	2
Future Key Issues	3
1 INTRODUCTION.....	4
Purpose of the Report	4
Structure of the Report	4
2 PROJECT INFORMATION.....	5
Background	5
General Site Description	5
Construction Programme and Activities	5
Project Organisation	5
Status of Environmental Licences, Notification and Permits.....	5
Summary of EM&A Requirements	6
3 ENVIRONMENTAL MONITORING REQUIREMENTS.....	7
Regular Construction Noise Monitoring	7
Monitoring Parameter and Frequency	7
Monitoring Equipment and Methodology	8
Field Monitoring.....	8
Monitoring Equipment	8
Maintenance and Calibration.....	10
Action & Limit Level for Construction Noise Monitoring	10
Regular Construction Dust Monitoring	10
Monitoring Parameter and Frequency	11
Monitoring Equipment	11
Instrumentation.....	11
HVS Installation	11
Filters Preparation	12
Operating/Analytical Procedures	12
Maintenance/Calibration	13
Action and Limit Levels for Dust Monitoring	13
Cultural Heritage	13
Landscape and Visual.....	13
4 IMPLEMENTATION STATUS ON ENVIRONMENTAL PROTECTION REQUIREMENTS	14
5 MONITORING RESULTS	15
Regular Construction Noise Monitoring	15

Regular Dust Monitoring.....	15
Cultural Heritage	16
Waste Management	16
Landscape and Visual.....	17
6 ENVIRONMENTAL SITE INSPECTION.....	18
Site Audits	18
Implementation Status of Environmental Mitigation Measures.....	18
7 ENVIRONMENTAL NON-CONFORMANCE.....	21
Summary of Exceedances	21
Summary of Environmental Non-Compliance.....	21
Summary of Environmental Complaint	21
Summary of Environmental Summon and Successful Prosecution	21
8 FUTURE KEY ISSUES	22
Construction Programme for the Next Month.....	22
Key Issues in the Next Month	22
Monitoring Schedule in the Next Month.....	22
9 CONCLUSIONS AND RECOMMENDATIONS	23
Conclusions	23
Recommendations	23

LIST OF TABLES

Table 2.1	Status of Environmental Licences, Notification and Permits
Table 3.1	Regular Construction Noise Monitoring Location
Table 3.2	Noise Monitoring Equipment
Table 3.3	Dust Monitoring Location
Table 3.4	Dust Monitoring Parameters and Frequency
Table 3.5	Dust Monitoring Equipment
Table 4.1	Status of Required Submissions under EP
Table 5.1	Summary Table of Dust Monitoring Results during the reporting month
Table 5.2	Quantities of Waste Generated from the Project
Table 6.1	Observations and Recommendations of Site Audit

LIST OF FIGURES

Figure 1	The Alignment and Works Area for Works Contract 1106
Figure 2	Locations of Construction Noise Monitoring
Figure 3	Locations of Dust Monitoring
Figure 4	Organisation Chart and Key Contact of the Project

LIST OF APPENDICES

Appendix A	Tentative Construction Programme
Appendix B	Action and Limit Levels
Appendix C	Calibration Certificates for Monitoring Equipment
Appendix D	Impact Monitoring Schedule
Appendix E	24-hour TSP Monitoring Results and Graphical Presentations
Appendix F	Noise Monitoring Results and Graphical Presentations
Appendix G	Summary of Exceedance
Appendix H	Site Audit Summary
Appendix I	Event and Action Plans
Appendix J	Updated Environmental Mitigation Implementation Schedule
Appendix K	Waste Generation in the Reporting Month
Appendix L	Cumulative Log for Complaints, Notifications of Summons and Successful Prosecutions

EXECUTIVE SUMMARY

Introduction

1. This is the 37th monthly Environmental Monitoring and Audit (EM&A) Report prepared by Cinotech Consultants Limited for **MTR Shatin to Central Link (SCL) Works Contract 1106 – Diamond Hill Station**. This report documents the findings of EM&A Works conducted from 1st to 31st March 2016.

Summary of Construction Works undertaken during the Reporting Month

2. The major site activities undertaken in the reporting month include:
 - Construction of columns, beams, walls, concourse beam/ slab and scaffold erection to ground level at SCL-DIH station area;
 - ABWF works at SCL-DIH station area;
 - Concreting works;
 - Foundation works and temporary road diversion for TTMS implementation;
 - Temporary drainage construction, underground utilities protection at Lung Cheung Road ; and
 - Landscaping and tiling works, and planter reinstatement works at Entrance A1.

Environmental Monitoring and Audit Progress

3. A summary of the monitoring activities in this reporting period is listed below:

Regular Construction Noise and Construction Dust Monitoring

- Regular construction noise monitoring during normal working hours
Noise Monitoring Station ID

• NMS-CA-3 ⁽¹⁾⁽³⁾ /NMS-CA-4 ⁽²⁾⁽³⁾ (H.K. Sheng Kung Hui Nursing Home)	5 times
• NMS-CA-4 ⁽¹⁾ /NMS-CA-3 ⁽²⁾ (Block 1, Rhythm Garden (north-eastern façade))	5 times
• NMS-CA-5 ⁽¹⁾ /NMS-CA-2 ⁽²⁾ (Block 1, Rhythm Garden (northern façade))	5 times
- Construction Dust (24-hour TSP) Monitoring
Dust Monitoring Station ID

• DMS-3 ⁽¹⁾⁽⁴⁾ /DMS-4 ⁽²⁾⁽⁴⁾ (H.K. Sheng Kung Hui Nursing Home)	5 times
• DMS-4 ⁽¹⁾ / DMS-3 ⁽²⁾ (Block 1, Rhythm Garden)	6 times

Remarks:

- (1) Station ID as identified in approved EM&A Manual / EIA Report for SCL(TAW-HUH).
- (2) Station ID as identified in approved EM&A Manual / EIA Report for SCL(HHS).
- (3) Noise monitoring on NMS-CA-3⁽¹⁾/ NMS-CA-4⁽²⁾ (Hong Kong Sheng Kung Hui Nursing Home) is carried out by Environmental Team of SCL Works Contract 1103.
- (4) Dust monitoring on DMS-3⁽¹⁾/ DMS-4⁽²⁾ (Hong Kong Sheng Kung Hui Nursing Home) is carried out by Environmental Team of SCL Works Contract 1103.

Cultural Heritage

4. An Archaeological Action Plan (AAP) for the survey-cum-excavation at the former Tai Hom Village site was approved by EPD on 8 April 2013. A Licence to Excavate and

Search for Antiquities under Antiquities and Monuments Ordinance has been subsequently obtained from Antiquities and Monuments Office (AMO) on 19 April 2013. The archaeological survey-cum-excavation at Former Tai Hom Village commenced on 25 April 2013 and the fieldwork had been completed in September 2013 in accordance with the Licence granted and the approved AAP. A draft Archaeological Survey-cum-Excavation Report was submitted to AMO for review in March 2014 and April 2015. Comments from AMO were received in September 2014 and December 2015 respectively. The revised draft report was under revision.

5. The Conservation Plans for the two historic buildings, namely Former Royal Air Force Hangar and the Old Pillbox at the former Tai Hom Village site, were approved by EPD on 24 April 2013. Dismantling works on Former Royal Air Force Hangar was carried out in accordance with the approved Conservation Plan and completed in June 2013. Relocation works for the Old Pillbox had been completed in November 2013 in accordance with the approved Conservation Plan. Regular maintenance and inspection works of the two historic buildings were carried out in accordance with the approved Conservation Plan.

Waste Management

6. Wastes generated from this Project include inert construction and demolition (C&D) materials and non-inert C&D materials. About 538 m³ of inert C&D materials were generated from the Project and were sent to Tseung Kwan O Area 137 Fill Bank and Tuen Mun Area 38 Fill Bank during the reporting month. 212 m³ of non-recyclable non-inert C&D materials, such as general refuse, were disposed of at NENT Landfill. No chemical waste was collected by licensed collector during the reporting month. 340 kg of paper/ cardboard packaging was generated but no plastics and metal were generated in this reporting month.

Landscape and Visual

7. Bi-weekly inspection of the implementation of landscape and visual mitigation measures was conducted on 10 and 24 March 2016. Most of the necessary mitigation measures have been implemented and recommended follow-up actions have been discharged by the Contractor. Details of the audit findings and implementation status are presented in Section 6.

Environmental Site Inspection

8. Joint weekly site inspections were conducted by representatives of the Contractor, Engineer and Contractor's ET on 3, 10, 17, 24 and 31 March 2016. The representative of the IEC joined the site inspection on 31 March 2016. Details of the audit findings and implementation status are presented in Section 6.

Environmental Exceedance/Non-conformance/Complaint/Summons and Successful Prosecution

9. No exceedance of the Action and Limit Levels of regular construction noise monitoring and 24-hour TSP monitoring was recorded during the reporting period.
10. No non-compliance event was recorded during the reporting period.

11. One Project related environmental complaint and no notification of summons/ successful prosecutions were received in this reporting period.

Future Key Issues

12. Major site activities for the coming reporting month will include:
- Construction of platform suspended slab & bearing wall, mezzanine wall & beam/ slab, concourse beam/ slab and public access at SCL-DIH station area;
 - ABWF works at SCL-DIH station area;
 - Concreting works;
 - Foundation works and temporary road diversion for TTMS implementation;
 - TTM Implementation Stage 2 for existing Concrete Slab Breaking and Water Main & Gas Main Removal at Lung Cheung Road ; and
 - Landscaping and tiling works, and planter reinstatement works at Entrance A1.

1 INTRODUCTION

1.1 Cinotech Consultants Limited (Cinotech) was appointed by Leader Joint Venture (LJV) as the Environmental Team (ET) to undertake the Environmental Monitoring and Audit (EM&A) programme during construction phase of the MTR Shatin to Central Link (SCL) Works Contract 1106 – Diamond Hill Station (hereafter referred to as the Project).

Purpose of the Report

1.2 This is the 37th EM&A report which summarises the impact monitoring results and audit findings for the EM&A programme during the reporting period from 1st to 31st March 2016.

Structure of the Report

1.3 The structure of the report is as follows:

Section 1: **Introduction** - details the scope and structure of the report.

Section 2: **Project Information** - summarises background and scope of the project, site description, project organization and contact details, construction programme, the construction works undertaken and the status of Environmental Permits/Licenses during the reporting period.

Section 3: **Environmental Monitoring Requirement** - summarises the monitoring parameters, monitoring programmes, monitoring methodologies, monitoring frequency, monitoring locations, Action and Limit Levels, Event / Action Plans, environmental mitigation measures as recommended in the EIA report and relevant environmental requirements.

Section 4: **Implementation Status on Environmental Mitigation Measures** - summarises the implementation of environmental protection measures during the reporting period.

Section 5: **Monitoring Results** - summarises the monitoring results obtained in the reporting period.

Section 6: **Environmental Site Inspection** - summarises the audit findings of the weekly site inspections undertaken within the reporting period.

Section 7: **Environmental Non-conformance** - summarises any monitoring exceedance, environmental complaints and environmental summons within the reporting period.

Section 8: **Future Key Issues** - summarises the impact forecast and monitoring schedule for the next three months.

Section 9: **Conclusions and Recommendations**

2 PROJECT INFORMATION

Background

- 2.1 The Shatin to Central Link – Tai Wai to Hung Hom Section (hereafter referred to as SCL (TAW-HUH)) is an approximately 11 km long extension of the Ma On Shan Line and links up with the West Rail Line at Hung Hom forming a strategic east-west rail corridor. It is a Designated Project under the Environmental Impact Assessment Ordinance (Cap. 499) (EIAO).
- 2.2 The construction of the SCL (TAW-HUH) has been divided into a series of civil construction Works Contracts. This Works Contract 1106 covers the construction of Shatin-to-Central Link (SCL) station in Diamond Hill (DIH).

General Site Description

- 2.3 For Works Contract 1106, the works area for the DIH station is located to the northeast of Choi Hung Road next to the existing Kwun Tong Line DIH Station. The DIH station will be constructed by cut-and-cover method. The alignment and works area for the Works Contract 1106 are shown in **Figure 1**.

Construction Programme and Activities

- 2.4 A summary of the major construction activities undertaken in this reporting period is shown as follows. The tentative construction programme is presented in **Appendix A**.
 - Construction of columns, beams, walls, concourse beam/ slab and scaffold erection to ground level at SCL-DIH station area;
 - ABWF works at SCL-DIH station area;
 - Concreting works;
 - Foundation works and temporary road diversion for TTMS implementation;
 - Temporary drainage construction, underground utilities protection at Lung Cheung Road ; and
 - Landscaping and tiling works, and planter reinstatement works at Entrance A1.

Project Organisation

- 2.5 The project organizational chart and contact details are shown in **Figure 4**.

Status of Environmental Licences, Notification and Permits

- 2.6 A summary of the relevant permits, licences, and/or notifications on environmental protection for this Project since the commencement of the construction works in March 2013 is presented in Table 2.1.

Table 2.1 Summary of the Status of Environmental Licences, Notification and Permits

Permit / License No.	Valid Period		Status
	From	To	
Environmental Permit (EP)			
EP-438/2012/J	29/2/2016	N/A	Valid
Notification pursuant to Air Pollution Control (Construction Dust) Regulation			
No.: 378656	28/08/2014	N/A	Valid
Billing Account for Construction Waste Disposal			
Account No.: 7016601	27/12/2012	N/A	Valid
Registration of Chemical Waste Producer			
5213-281-S3711-02	28/01/2015	N/A	Valid
Effluent Discharge License under Water Pollution Control Ordinance			
WT00014959-2012	14/01/2013	31/01/2018	Valid
WT00016920-2013	06/09/2013	30/09/2018	Valid
Construction Noise Permit (CNP)			
GW-RE1126-15	26/11/2015	25/05/2016	Valid
GW-RE1308-15	25/02/2016	09/03/2016	Expired on 09/03/2016
GW-RE0134-16	10/03/2016	23/03/2016	Expired on 23/03/2016
GW-RE0249-16	24/03/2016	06/04/2016	Valid

Summary of EM&A Requirements

- 2.7 The EM&A programme under Works Contract 1106 requires regular dust and noise monitoring as well as environmental site audits. The EM&A requirements are described in the following sections, including:
- All monitoring parameters;
 - Action and Limit levels for all environmental parameters;
 - Event / Action Plans;
 - Environmental mitigation measures, as recommended in the Project EIA study final report; and
 - Environmental requirements in contract documents.
- 2.8 The advice on the implementation status of environmental protection and pollution control/mitigation measures is summarized in Section 6 of this report.
- 2.9 This report presents the monitoring results, observations, locations, equipment, period, methodology and QA/QC procedures of the required monitoring parameters, namely construction noise & dust monitoring as well as audit works for the Project in the reporting month.

3 ENVIRONMENTAL MONITORING REQUIREMENTS

Regular Construction Noise Monitoring

- 3.1 In accordance with the EM&A Manual, monitoring of construction noise impact should be conducted at the designated monitoring stations. Since access to some of the proposed monitoring locations stated in the EM&A Manual was rejected; alternative locations were proposed and agreed by the ER (Engineer’s Representative), IEC (Independent Environmental Checker) and EPD (Environmental Protection Department). The construction noise monitoring locations are listed in **Table 3.1** and shown in **Figure 2**.

Table 3.1 Regular Construction Noise Monitoring Location

Regular Construction Noise Monitoring Location	Description	Type of Measurement
NMS-CA-3 ⁽¹⁾⁽³⁾⁽⁴⁾ / NMS-CA-4 ⁽²⁾⁽³⁾⁽⁴⁾	Hong Kong Sheng Kung Hui Nursing Home	Façade
NMS-CA-4 ⁽¹⁾ / NMS-CA-3 ⁽²⁾	Block 1, Rhythm Garden (north-eastern façade)	Façade
NMS-CA-5 ⁽¹⁾⁽⁵⁾ / NMS-CA-2 ⁽²⁾⁽⁵⁾	Block 1, Rhythm Garden (northern façade)	Façade

Note:

- (1) NSR ID as identified in approved EM&A Manual / EIA Report for SCL(TAW-HUH).
- (2) NSR ID as identified in approved EM&A Manual / EIA Report for SCL(HHS).
- (3) Access to the monitoring location at Shek On House (originally proposed in the approved EM&A Manual) was denied during the baseline monitoring. An alternative location (Hong Kong S.K.H Nursing Home) was proposed and approved by the ER and agreed by the IEC and EPD.
- (4) Noise monitoring on NMS-CA-3⁽¹⁾/NMS-CA-4⁽²⁾ (Hong Kong Sheng Kung Hui Nursing Home) is carried out by Environmental Team of SCL Works Contract 1103.
- (5) Access to the monitoring location at Canossa Primary School (San Po Kong) (originally proposed in the approved EM&A Manual) was denied during the baseline monitoring. An alternative location (Block 1, Rhythm Garden (northern façade)) was proposed and approved by the ER and agreed by the IEC and EPD.

Monitoring Parameter and Frequency

- 3.2 Weekly construction noise monitoring was conducted in accordance with the requirements stipulated in the EM&A Manual. If works are to be carried out during restricted hours, the conditions stipulated in the construction noise permit issued by the Noise Control Authority have to be followed. The monitoring schedule for this reporting period of monitoring stations at Rhythm Garden is shown in **Appendix D**.
- 3.3 The construction noise levels were measured in terms of the A-weighted equivalent continuous sound pressure level (L_{Aeq}) in decibels dB(A). L_{Aeq} (30min) (as six consecutive $L_{eq, 5-min}$ readings) was used as the monitoring metric for the time period between 0700 – 1900 hours on normal weekdays.

Monitoring Equipment and Methodology

Field Monitoring

3.4 The monitoring procedures are as follows:

- The microphone head of the sound level meter was positioned 1m exterior of the noise sensitive facade and lowered sufficiently so that the building's external wall acts as a reflecting surface.
- The battery condition was checked to ensure good functioning of the meter.
- Parameters such as frequency weighting, the time weighting and the measurement time were set as follows:
 - frequency weighting : A
 - time weighting : Fast
 - measurement time : 5 minutes (obtaining six consecutive $L_{eq,5min}$ readings for a $L_{eq,30 min}$ reading)
- Prior to and after noise measurement, the meter was calibrated using the calibrator for 94.0 dB at 1000 Hz. If the difference in the calibration level before and after measurement is more than 1.0 dB, the measurement was considered invalid and repeat of noise measurement was required after re-calibration or repair of the equipment.
- The wind speed at the monitoring station was checked with the portable wind meter. Noise monitoring was cancelled in the presence of fog, rain, and wind with a steady speed exceeding 5 m/s, or wind with gusts exceeding 10 m/s.
- Noise measurement was paused during periods of high intrusive noise if possible and observation was recorded when intrusive noise was not avoided.
- At the end of the monitoring period, the L_{eq} , L_{10} and L_{90} were recorded. In addition, site conditions and noise sources were recorded on a standard record sheet.
- A façade correction of +3dB(A) shall be made to the noise parameter obtained by free field measurement.

Monitoring Equipment

3.5 The sound level meters and calibrator used for the noise measurement, as listed in **Table 3.2**, comply with the IEC 651: 1979 and 804:1985 (Type 1) specification. The calibration certificates of the sound level meters are included in **Appendix C**.

Table 3.2 Noise Monitoring Equipment

Monitoring Equipment	Model (Serial no.)
Sound Level Meter	SVAN 955 (Serial no.: 14303)
	SVAN 957 (Serial no.: 21459)
	SVAN 957 (Serial no.: 21460)
Calibrator	SV30A (Serial no.: 24803)
	B&K 4231 (Serial no.: 2326353)
	B&K 4231 (Serial no.: 2412367)

Maintenance and Calibration

3.6 Maintenance and Calibration procedures were as follows:

- The microphone head of the sound level meter and calibrator were cleaned with a soft cloth at quarterly intervals.
- The sound level meter and calibrator were checked and calibrated at yearly intervals. Copies of calibration certificates are attached in **Appendix C**.

Action & Limit Level for Construction Noise Monitoring

3.7 The Action and Limit Levels are presented in **Appendix B** and the Event / Action Plan (EAP) for noise monitoring is presented in **Appendix I**.

Continuous Noise Monitoring

3.8 With reference to the latest Continuous Noise Monitoring Plan (CNMP) and CNMMP prepared and submitted under EP Condition 2.9 and 2.10, it is predicted that no residual air-borne construction noise impacts exceeding the relevant noise criteria will be anticipated. Therefore, no continuous noise monitoring is required during the construction of the SCL (TAW-HUH) under Works Contract 1106.

Regular Construction Dust Monitoring

3.9 The proposed dust monitoring stations for the construction phase of the Project, as recommended in the approved EM&A Manual, are listed in **Table 3.3** and shown in **Figure 3**. The proposed locations have been agreed with the ER, EPD and IEC.

Table 3.3 Dust Monitoring Location

Regular Dust Monitoring Location	Description
DMS-3 ⁽¹⁾⁽³⁾⁽⁴⁾ / DMS-4 ⁽²⁾⁽³⁾⁽⁴⁾	Hong Kong Sheng Kung Hui Nursing Home
DMS-4 ⁽¹⁾ / DMS-3 ⁽²⁾	Block 1, Rhythm Garden

Note:

- (1) ASR ID as identified in approved EM&A Manual / EIA Report for SCL(TAW-HUH).
- (2) ASR ID as identified in approved EM&A Manual / EIA Report for SCL(HHS).
- (3) Access to the monitoring location at Shek On House (originally proposed in the approved EM&A Manual) was denied during the baseline monitoring. An alternative location (Hong Kong S.K.H Nursing Home) was proposed and approved by the ER and agreed by the IEC and EPD.
- (4) Dust monitoring on DMS-3⁽¹⁾/DMS-4⁽²⁾ (Hong Kong Sheng Kung Hui Nursing Home) is carried out by Environmental Team of SCL Works Contract 1103.

Monitoring Parameter and Frequency

- 3.10 The dust monitoring (in terms of Total Suspended Particulates (TSP)) was conducted at the designated monitoring stations in accordance with the requirements stipulated in the EM&A Manual. The 24-hour TSP levels were monitored at the frequency and duration stated in **Table 3.4**. The TSP monitoring at Rhythm Garden was conducted as per the schedule presented in **Appendix D**.

Table 3.4 Dust Monitoring Parameters and Frequency

Monitoring Period	Duration	Parameter	Frequency
Impact Monitoring ⁽¹⁾	Throughout the construction period	24-hour TSP	Once per 6 days

Note:

- (1) 1- hour TSP shall be conducted when one documented valid complaint is received.

Monitoring Equipment

- 3.11 **Table 3.5** summarizes the equipment used for the dust monitoring.

Table 3.5 Dust Monitoring Equipment

Equipment	Model and Make	Qty.
HVS	Tisch Environmental, Inc.; Model no. TE-5170, Serial no.: 2352	1
Calibration Orifice	Tisch Environmental, Inc.; Model no. TE – 5025A Orifice ID: 2896	1

Instrumentation

- 3.12 High Volume Samplers (HVS) connected with appropriate sampling inlets were employed for air quality monitoring. Each sampler was composed of a motor, a filter holder, a flow controller and a sampling inlet and its performance specification complies with that required by USEPA Standard Title 40, Code of Federation Regulations Chapter 1 Appendix B (Part 50).

HVS Installation

- 3.13 The following guidelines were adopted during the installation of HVS:
- Sufficient support was provided to secure the samplers against gusty wind.
 - No two samplers were placed less than 2 meters apart.
 - The distance between the sampler and an obstacle, such as buildings, was at least twice the height that the obstacle protrudes above the sampler.
 - A minimum of 2 meters of separation from walls, parapets and penthouses was required for rooftop samples.
 - A minimum of 2 meters separation from any supporting structure, measured horizontally was required.
 - No furnaces or incineration flues were nearby.
 - Airflow around the sampler was unrestricted.
 - The samplers were more than 20 meters from the drip line.
 - Any wire fence and gate, to protect the sampler, should not cause any obstruction

during monitoring.

Filters Preparation

- 3.14 Fiberglass filters were used which have a collection efficiency of larger than 99% for particles of 0.3 μm diameter. A HOKLAS accredited laboratory, Wellab Ltd. (HOKLAS Registration No. 083), was responsible for the preparation of pre-weighed filter papers for Cinotech's monitoring team.
- 3.15 All filters, which were prepared by Wellab Ltd., were equilibrated in the conditioning environment for 24 hours before weighing. The conditioning environment temperature was around 25 °C and not variable by more than ± 3 °C; the relative humidity (RH) was < 50% and not variable by more than $\pm 5\%$. A convenient working RH was 40%.
- 3.16 Wellab Ltd. has a comprehensive quality assurance and quality control programmes.

Operating/Analytical Procedures

- 3.17 Operating/analytical procedures for the TSP monitoring were highlighted as follows:
- Prior to the commencement of the dust sampling, the flow rate of the HVS was properly set (between 1.1 and 1.4 $\text{m}^3/\text{min}.$) in accordance with the manufacturer's instruction to within the range recommended in USEPA Standard.
 - The power supply was checked to ensure the sampler worked properly.
 - The filter holding frame and the area surrounding the filter were cleaned.
 - On sampling, the sampler was operated for 5 minutes to establish thermal equilibrium before placing any filter media at the air quality monitoring station.
 - The filter holding frame was then removed by loosening the four nuts and carefully a weighted and conditioned filter was centered with the stamped number upwards, on a supporting screen.
 - The filter was aligned on the screen so that the gasket formed an airtight seal on the outer edges of the filter. Then the filter holding frame was tightened to the filter holder with swing bolts to avoid air leakage at the edges.
 - The shelter lid was closed and secured with the aluminum strip.
 - A new flow rate record chart was set into the flow recorder.
 - The timer was then programmed. Information was recorded on the record sheet, which included the starting time, the weather condition and the filter number (the initial weight of the filter paper can be found out by using the filter number).
 - The flow rate of the HVS sampler would be verified to be constant and recorded on the data sheet before and after sampling.
 - The elapsed time and other relevant information was recorded. After sampling, the sampled filter was removed carefully and folded in half-length so that only surfaces with collected particulate matter were in contact.
 - It was then placed in a clean plastic envelope and sealed and sent to the Wellab Ltd. for weighing.
 - Before weighing, all filters were equilibrated in a conditioning environment for 24 hours. The conditioning environment should be between 25°C and 30°C and not vary by more than ± 3 °C; the relative humidity (RH) should be < 50% and not vary by more than $\pm 5\%$. A convenient working RH is 40%. Weighing results were returned to Cinotech for further analysis of TSP concentrations.

Maintenance/Calibration

- 3.18 The following maintenance/calibration was required for the HVS:
- The high volume motors and their accessories were properly maintained. Appropriate maintenance such as routine motor brushes replacement and electrical wiring checking were made to ensure that the equipment and necessary power supply are in good working condition.
 - Calibration of the HVS (five point calibration) using Calibration Kit was carried out every two months. Copies of calibration certificates are attached in **Appendix C**.
 - The HVS calibration orifice will be calibrated annually.

Action and Limit Levels for Dust Monitoring

- 3.19 The Action and Limit levels have been established and are presented in **Appendix B** and the Event / Action Plan (EAP) for dust monitoring is presented in **Appendix I**.

Cultural Heritage

- 3.20 An Archaeological Action Plan (AAP) for the survey-cum-excavation at the former Tai Hom Village site was approved by EPD on 8 April 2013. A Licence to Excavate and Search for Antiquities under Antiquities and Monuments Ordinance has been subsequently obtained from Antiquities and Monuments Office (AMO) on 19 April 2013. The archaeological survey-cum-excavation at Former Tai Hom Village shall be conducted in accordance with the Licence granted and the approved AAP.
- 3.21 The Conservation Plans for the two historic buildings, namely Former Royal Air Force Hangar and the Old Pillbox at the former Tai Hom Village site, were approved by EPD on 24 April 2013. Dismantling works on Former Royal Air Force Hangar and relocation work of the Old Pillbox shall be carried out in accordance with the approved Conservation Plan. Regular maintenance and inspection works of the two historic buildings shall be carried out in accordance with the approved Conservation Plan.

Landscape and Visual

- 3.22 In accordance with the EM&A Manual, the landscape and visual mitigation measures shall be implemented and a site inspection shall be conducted once every two weeks throughout the construction period. The implementation status is given in **Appendix J**. The Event / Action Plan (EAP) for landscape and visual are presented in **Appendix I**.

4 IMPLEMENTATION STATUS ON ENVIRONMENTAL PROTECTION REQUIREMENTS

4.1 The Contractor has implemented environmental mitigation measures and requirements as stated in the EIA Report, the Environmental Permit and EM&A Manual. The implementation status of the environmental mitigation measures of the reporting period is summarized in **Appendix J**. Status of required submissions under the Environmental Permit (EP) of the reporting period is presented in **Table 4.1**.

Table 4.1 Status of Required Submissions under EP

EP Condition	Submission	Submission Date
Condition 3.4	Monthly EM&A Report (February 2016)	14 th March 2016

5 MONITORING RESULTS

Regular Construction Noise Monitoring

- 5.1 A total of 10 sets of 30-minute construction noise measurements were carried out at the monitoring stations during normal weekdays of the reporting period by ET of SCL Works Contract 1106. No exceedance of the limit level was recorded at designated monitoring stations.
- 5.2 The noise monitoring results recorded at NMS-CA-5⁽¹⁾/NMS-CA-2⁽²⁾ (Block 1, Rhythm Garden (northern façade)) in March 2016 exceeded the daytime construction noise criterion. However, the results are not considered as exceedance since the results were below the baseline noise level. The noise monitoring results recorded at NMS-CA-4⁽¹⁾/NMS-CA-3⁽²⁾ (Block 1, Rhythm Garden (north-eastern façade)) in March 2016 did not exceed the daytime construction noise criterion.
- 5.3 Based on observation during the on-site monitoring, road traffic nearby, bored piling works in other construction site at 210-212 Choi Hung Road in March 2016 are considered as potential noise source other than construction works of the Project that affects the monitoring results in the reporting month.
- 5.4 The noise monitoring results together with their graphical presentations are presented in **Appendix F**⁽³⁾.
- 5.5 No exceedance of the Action and Limit Levels of construction noise due to the Project was recorded during the reporting period. The summary of exceedance in this reporting month is provided in **Appendix G**.

Regular Dust Monitoring

- 5.6 A total of 6 sets of 24-hour TSP monitoring were carried out at the designated monitoring stations during normal weekdays of the reporting period by ET of SCL Works Contract 1106. The monitoring results together with their graphical presentations are presented in **Appendix E**⁽³⁾ and a summary of the dust monitoring results in this reporting month is given in **Table 5.1**.

Table 5.1 Summary Table of Dust Monitoring Results during the reporting month

Parameter	Minimum µg/m ³	Maximum µg/m ³	Average µg/m ³	Action Level, µg/m ³	Limit Level, µg/m ³
24-hr TSP (DMS-3 ⁽¹⁾⁽⁴⁾ / DMS-4 ⁽²⁾⁽⁴⁾)	31.4	77.6	50.3	159.1	260
24-hr TSP (DMS-4 ⁽¹⁾ / DMS-3 ⁽²⁾)	32.4	123.0	69.9	160.4	260

Remarks:

- (1) Station ID as identified in approved EM&A Manual / EIA Report for SCL(TAW-HUH).
 (2) Station ID as identified in approved EM&A Manual / EIA Report for SCL(HHS).
 (3) The monitoring results and graphical presentation for H.K. Sheng Kung Hui Nursing Home are presented in Monthly EM&A Report for Contract 1103.
 (4) Dust monitoring on DMS-3⁽¹⁾/DMS-4⁽²⁾ (Hong Kong Sheng Kung Hui Nursing Home) is carried out by Environmental Team of SCL Works Contract 1103

- 5.7 Based on observation during the on-site monitoring, road traffic emission nearby, bored

piling works in other construction site at 210-212 Choi Hung Road in March 2016 are considered as potential dust source other than construction works of the Project that affects the monitoring results in the reporting month.

- 5.8 Wind monitoring data were obtained from Kai Tak Meteorological Station of Hong Kong Observatory and shown on **Appendix E**.
- 5.9 No exceedance of the Action and Limit Levels of the 24-hour TSP was recorded during the reporting period. The summary of exceedance in this reporting month is provided in **Appendix G**.

Cultural Heritage

- 5.10 An Archaeological Action Plan (AAP) for the survey-cum-excavation at the former Tai Hom Village site was approved by EPD on 8 April 2013. A Licence to Excavate and Search for Antiquities under Antiquities and Monuments Ordinance has been subsequently obtained from Antiquities and Monuments Office (AMO) on 19 April 2013. The archaeological survey-cum-excavation at Former Tai Hom Village commenced on 25 April 2013 and completed in September 2013 in accordance with the Licence granted and the approved AAP. A draft Archaeological Survey-cum-Excavation Report was submitted to AMO for review in March 2014 and April 2015. Comments from AMO were received in September 2014 and December 2015 respectively. The revised draft report was under revision.
- 5.11 The Conservation Plans for the two historic buildings, namely Former Royal Air Force Hangar and the Old Pillbox at the former Tai Hom Village site, were approved by EPD on 24 April 2013. Dismantling works on Former Royal Air Force Hangar was carried out in accordance with the approved Conservation Plan and completed in June 2013. Relocation works for the Old Pillbox had been completed in November 2013 in accordance with the approved Conservation Plan. Regular maintenance and inspection works of the two historic buildings were carried out in accordance with the approved Conservation Plan.

Waste Management

- 5.12 Waste generated from this Project includes inert construction and demolition (C&D) materials and non-inert C&D materials. Non-inert C&D materials are made up of general refuse, vegetative wastes and recyclable wastes like plastics and paper/cardboard packaging materials. Steel materials generated from the project are also grouped into non-inert C&D materials as the materials were not disposed of with other inert C&D materials. With reference to relevant handling records and trip tickets of this Project, the quantities of different types of waste generated in the reporting month are summarised in **Table 5.2**. 538 m³ of C&D materials and 212 m³ of general refuse were generated. No chemical waste was collected by licensed collector during the reporting month. 340 kg of paper/ cardboard packaging was generated but no plastics and metal were generated in this reporting month. Detail of waste management data is presented in **Appendix K**.

Table 5.2 Quantities of Waste Generated from the Project

Reporting Month	Quantity					
	C&D Materials (inert) ^(a)	C&D Materials (non-inert) ^(b)				
		General Refuse	Chemical Waste	Recycled materials		
Paper/cardboard	Plastics			Metals		
March 2016	538m ³	212m ³	0kg	340kg	0kg	0kg
Notes:						
(a) Inert C&D materials include bricks, concrete, building debris, rubble and excavated soil, which were delivered to Tseung Kwan O Area 137 Fill Bank and Tuen Mun Area 38 Fill Bank during the reporting month.						
(b) Non-inert C&D materials include steel, paper/cardboard packaging waste, plastics and other wastes such as general refuse and vegetative wastes. Steel materials generated from the project are grouped into non-inert C&D materials as the materials were not disposed of with other inert C&D materials. General refuse was delivered to designated landfill for disposal.						

Landscape and Visual

- 5.13 Bi-weekly inspection of the implementation of landscape and visual mitigation measures was conducted on 10 and 24 March 2016. The observations and recommendations made during the audit sessions are summarized in **Table 6.1**.

6 ENVIRONMENTAL SITE INSPECTION

Site Audits

- 6.1 Site audits were carried out by ET on weekly basis to monitor the timely implementation of proper environmental management practices and mitigation measures in the Project site. The summaries of site audits are attached in **Appendix H**.
- 6.2 Site audits were conducted on 3, 10, 17, 24 and 31 March 2016. A joint site audit with the representative with IEC, ER, the Contractor and the ET was carried out on 31 March 2016. EPD site inspection was conducted on 21 March 2016 in reporting month. The details of observations during site audits carried out by ET can refer to **Table 6.1**.

Implementation Status of Environmental Mitigation Measures

- 6.3 According to the EIA Study Report, Environmental Permit and the EM&A Manual of the Project, the mitigation measures detailed in the documents are recommended to be implemented during the construction phase. An updated summary of the Environmental Mitigation Implementation Schedule (EMIS) is provided in **Appendix J**.
- 6.4 During site inspections in the reporting month, no non-conformance was identified. The observations and recommendations made during the audit sessions are summarized in **Table 6.1**

Table 6.1 Observations and Recommendations of Site Audit

Parameters	Date	Observations and Recommendations	Follow-up
<i>Water Quality</i>	17 Mar 2016	<u>Reminder:</u> To remove the general refuse in the catch pit near the Gate 1 to avoid accumulation.	As observed on 24 Mar 2016, the general refuse was removed.
	24 Mar 2016	<u>Reminder:</u> The Contractor was reminded to improve the waste water treatment system to ensure the effluent quality would comply with the discharge license before any discharge was made.	As observed on 31 Mar 2016, the effluent quality was observed complying the discharge license.
<i>Noise</i>	---	---	---
<i>Landscape and Visual</i>	25 Feb 2016	<u>Observation:</u> Construction materials was observed near the existing trees in W8 area. It is observed that the re-location of the construction material was in progress. The contractor was reminded to properly relocate all the construction material as soon as possible.	As observed on 3 Mar 2016, the item was outstanding and remarked.
	3 Mar 2016	<u>Observation:</u> Construction materials was observed near the existing trees in W8 area but the relocation of construction material was in progress. The contractor was reminded to relocate all the construction material properly as soon as possible.	As observed on 10 Mar 2016, the item was outstanding and remarked.

Parameters	Date	Observations and Recommendations	Follow-up
	10 Mar 2016	<u>Observation:</u> Construction material was observed near retained trees in W8 area and the tree near exit B at lung Cheung Road was not properly fenced off. The Contractor was reminded to properly setup and maintain the tree protection zone and re-locate the construction material as soon as possible.	As observed on 17 Mar 2016, the tree near exit B was properly fenced off but the deficiency observed in W8 area was outstanding and remarked.
	17 Mar 2016	<u>Observation:</u> Construction material was observed near retained trees in W8 area and on the planter in A1 entrance. The Contractor was reminded to relocate the construction material as soon as possible and properly protect the tree.	As observed on 24 Mar 2016, the item was outstanding and remarked.
	24 Mar 2016	<u>Observation:</u> Construction material was observed near retained trees in W8 area and on the planter in A1 entrance. The Contractor was reminded to relocate the construction material as soon as possible and properly protect the tree.	As observed on 31 Mar 2016, the item was outstanding and remarked.
	31 Mar 2016	<u>Observation:</u> Construction materials were observed stored near the retained trees in Area W8 and A1 Entrance, and the retained trees near the bar bending yards was found not fenced off properly. The Contractor was reminded to fence off the retained trees properly and relocate the construction material away from the tree as soon as possible.	The follow up action will be reported in the next reporting month.
Cultural Heritage	---	---	---
Air Quality	---	---	---
Waste/ Chemical Management	25 Feb 2016	<u>Reminder:</u> The contractor was reminded to remove the construction waste found near the MBME or to provide sufficient waste skip in the site area.	As observed on 3 Mar 2016, the item was outstanding and remarked.
	3 Mar 2016	<u>Reminder:</u> The contractor was reminded to remove the construction waste found near the MBME.	As observed on 10 Mar 2016, the item was outstanding and remarked.

Parameters	Date	Observations and Recommendations	Follow-up
	10 Mar 2016	<u>Reminder:</u> The contractor was reminded to remove the construction waste found near the MBME.	As observed on 17 Mar 2016, construction waste was removed by the Contractor.
<i>Permits/ Licenses</i>	---	---	---

7 ENVIRONMENTAL NON-CONFORMANCE

Summary of Exceedances

- 7.1 No exceedance of the Action and Limit Levels of the regular construction noise and 24-hour TSP monitoring was recorded during the reporting month. The summary of exceedance is provided in **Appendix G**.

Summary of Environmental Non-Compliance

- 7.2 No environmental non-compliance was recorded in the reporting month.

Summary of Environmental Complaint

- 7.3 One environmental Project-related complaint was received in the reporting month. The Cumulative Complaint Log since the commencement of the Project is presented in **Appendix L**.

Summary of Environmental Summon and Successful Prosecution

- 7.4 There was no successful environmental prosecution or notification of summons received since the Project commencement. The Cumulative Log for environmental summon and successful prosecution since the commencement of the Project is presented in **Appendix L**.

8 FUTURE KEY ISSUES

Construction Programme for the Next Month

- 8.1 A tentative construction programme is provided in **Appendix A**. The major construction activities in the coming month will include:
- Construction of platform suspended slab & bearing wall, mezzanine wall & beam/ slab, concourse beam/ slab and public access at SCL-DIH station area;
 - ABWF works at SCL-DIH station area;
 - Concreting works;
 - Foundation works and temporary road diversion for TTMS implementation;
 - TTM Implementation Stage 2 for existing Concrete Slab Breaking and Water Main & Gas Main Removal at Lung Cheung Road ; and
 - Landscaping and tiling works, and planter reinstatement works at Entrance A1.

Key Issues in the Next Month

- 8.2 Key issues to be considered in the coming month include:
- Dust arising from loading, unloading, transfer, handling or storage of bulk cement or dry PFA and excavated materials;
 - Control of silty surface runoff;
 - Preservation of Former Royal Air Force Hangar and Old Pillbox after dismantling and relocation;
 - Preservation and protection of retained and transplanted trees; and
 - Implementation of mitigation measures for noise nuisance from construction works.

Monitoring Schedule in the Next Month

- 8.3 The tentative schedule of regular construction noise monitoring and 24-hour TSP monitoring at Rhythm Garden in the next reporting period is presented in **Appendix D**. The regular construction noise monitoring and 24-hour TSP monitoring will be conducted at the same monitoring locations in the next reporting period.

9 CONCLUSIONS AND RECOMMENDATIONS

Conclusions

- 9.1 The Environmental Monitoring and Audit (EM&A) Report presents the EM&A works undertaken during the period from 1st to 31st March 2016 in accordance with EM&A Manual and the requirement under EP.
- 9.2 No exceedance of the Action and Limit Levels of regular construction noise and 24-hour TSP monitoring was recorded at the designated monitoring stations during the reporting month.
- 9.3 5 times of joint weekly site inspections were conducted by representatives of the Contractor, Engineer and Contractor's ET and 2 times of bi-weekly inspection of the implementation of landscape and visual mitigation measures were conducted during the reporting period.
- 9.4 There was one Project related environmental complaint and no successful prosecution or notification of summons received during the reporting month.
- 9.5 The ET will keep track on the EM&A programme to ensure compliance of environmental requirements and the proper implementation of all necessary mitigation measures.

Recommendations

- 9.6 According to the environmental audit performed in the reporting month, the following recommendations were made:

Water Quality

- Waste water treatment system and drainage system should be properly maintained to ensure the effluent quality would comply with the discharge license.

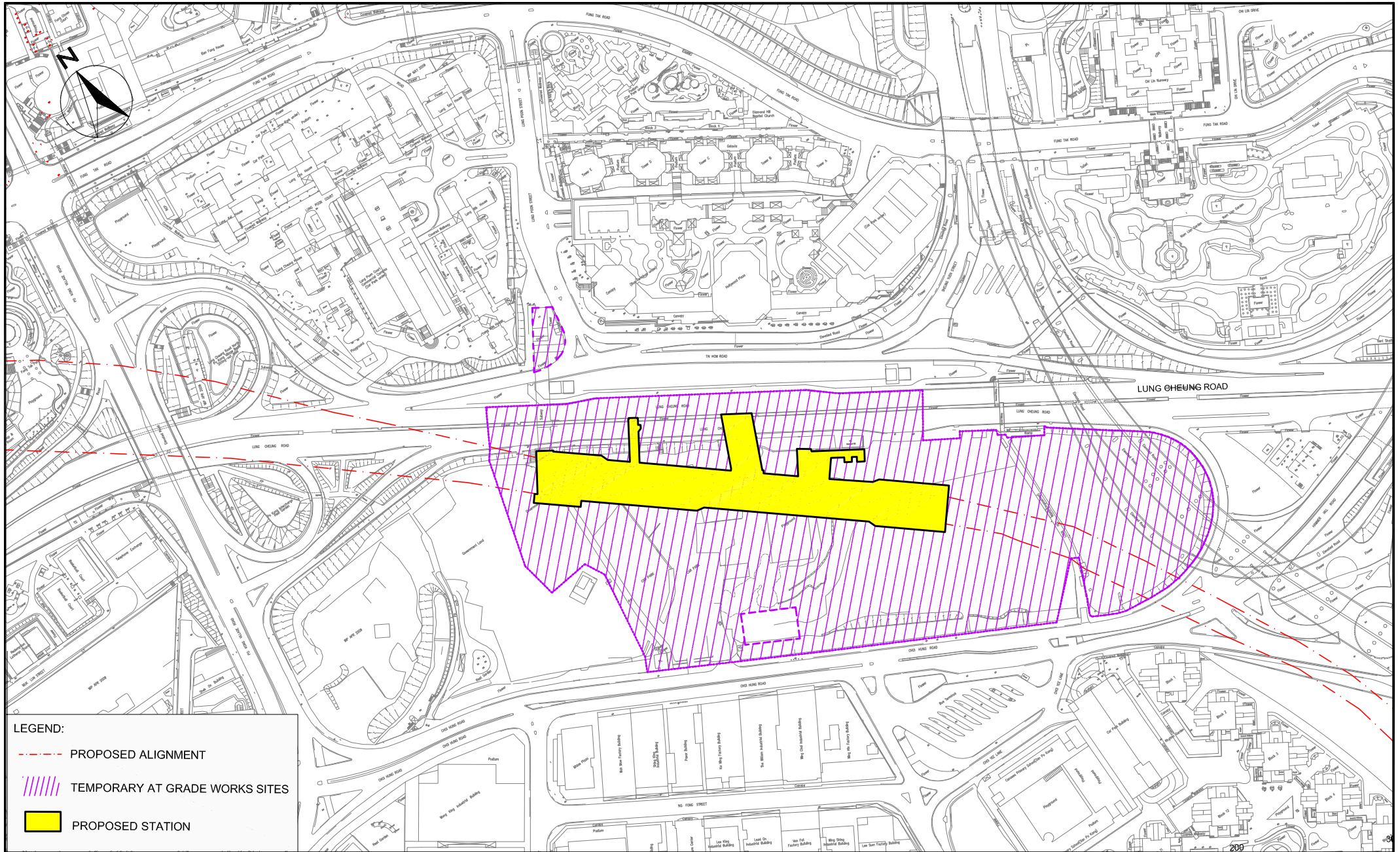
Landscape and Visual

- “No-intrusion zone” should be established and maintained for existing trees as far as practicable. The Contractor is reminded to closely monitor and restrict the site working staff and construction plants from entering the erected “no-intrusion zone” for existing trees and avoid placing construction materials within the tree protection zone for maximizing the protection. No construction works should be carried out in the “no-intrusion zone” for existing trees.

Waste/Chemical Management

- General refuse and construction waste should be sorted and regularly removed to prevent accumulation and sufficient waste skip should be provided on site.

FIGURES



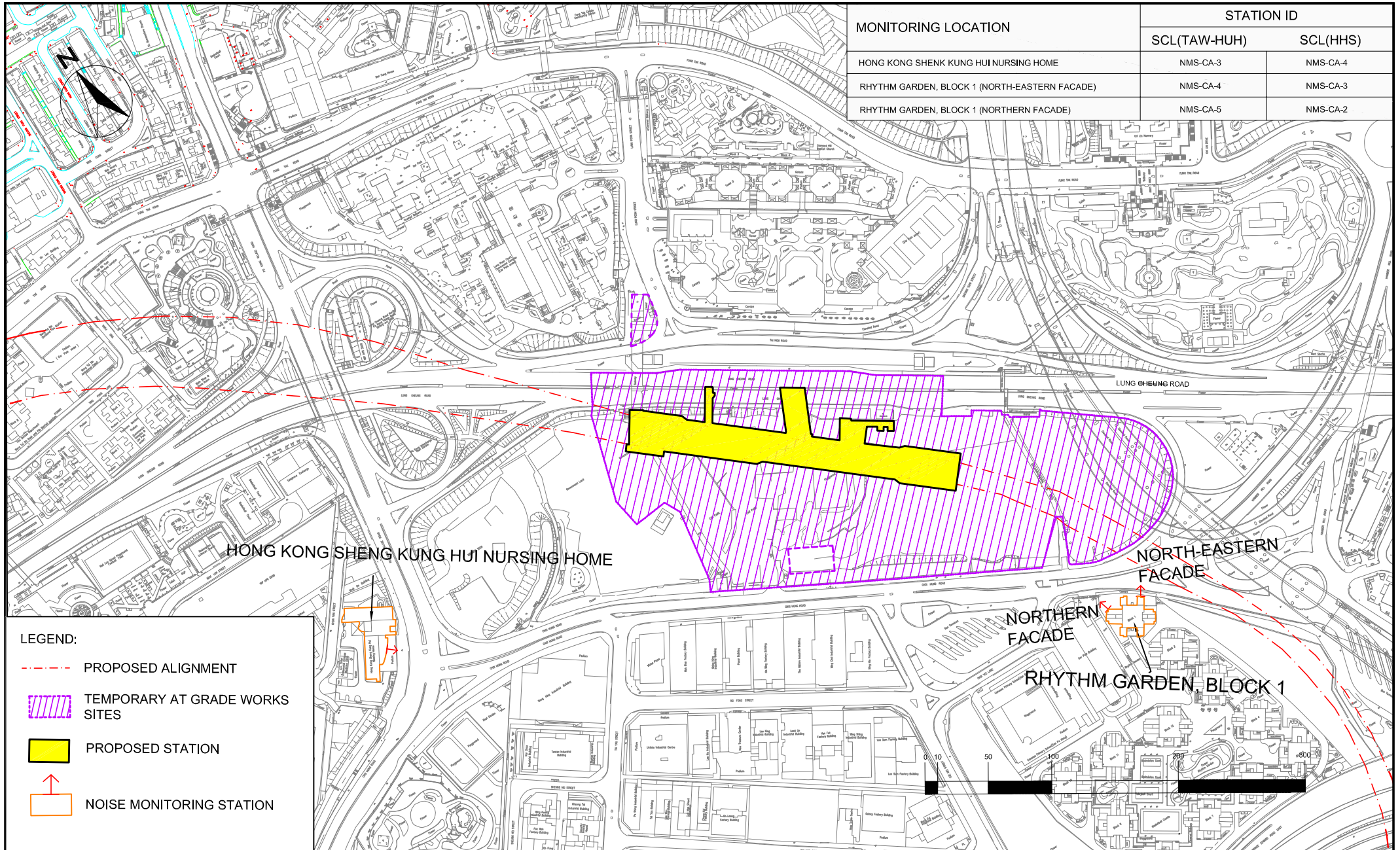
- LEGEND:**
- - - PROPOSED ALIGNMENT
 - ||||| TEMPORARY AT GRADE WORKS SITES
 - PROPOSED STATION

SHATIN TO CENTRAL LINK CONTRACT 1106
DIAMOND HILL STATION

SITE LAYOUT PLAN







SCALE	1:80	DATE	MAY 2013	
CHECK	KC	DRAWN	JW	
JOB No.	MA12051	FIGURE NO.	1	REV -



MONITORING LOCATION	STATION ID	
	SCL(TAW-HUH)	SCL(HHS)
HONG KONG SHENK KUNG HUI NURSING HOME	NMS-CA-3	NMS-CA-4
RHYTHM GARDEN, BLOCK 1 (NORTH-EASTERN FACADE)	NMS-CA-4	NMS-CA-3
RHYTHM GARDEN, BLOCK 1 (NORTHERN FACADE)	NMS-CA-5	NMS-CA-2

LEGEND:

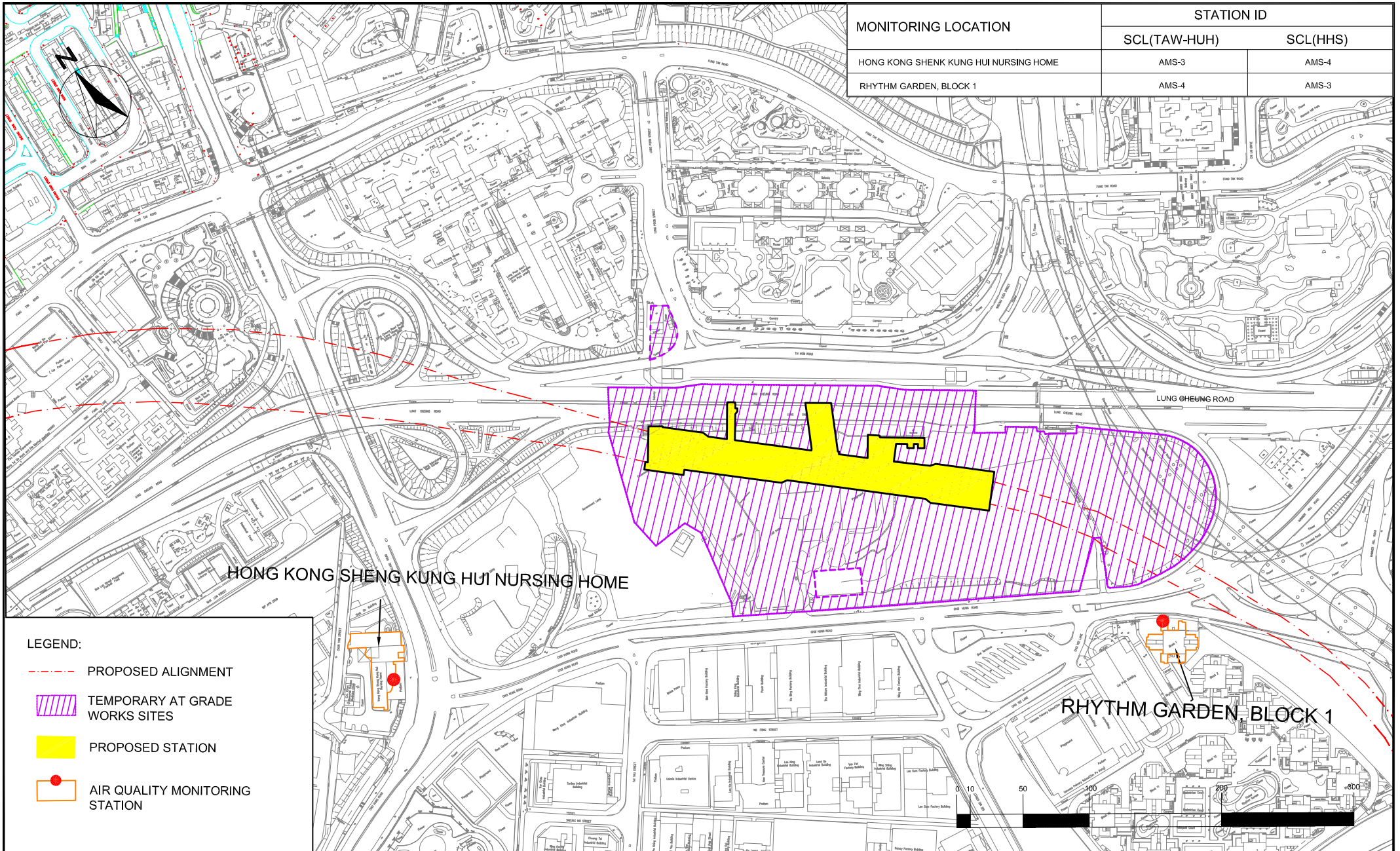
-  PROPOSED ALIGNMENT
-  TEMPORARY AT GRADE WORKS SITES
-  PROPOSED STATION
-  NOISE MONITORING STATION



SHATIN TO CENTRAL LINK CONTRACT 1106
DIAMOND HILL STATION





LOCATION OF NOISE MONITORING STATIONS(CONSTRUCTION AIRBORNE NOISE)

SCALE	1:100	DATE	MAY 2013	
CHECK	KC	DRAWN	JW	
JOB No.	MA12051	FIGURE NO.	2	REV -



MONITORING LOCATION	STATION ID	
	SCL(TAW-HUH)	SCL(HHS)
HONG KONG SHEN KUNG HUI NURSING HOME	AMS-3	AMS-4
RHYTHM GARDEN, BLOCK 1	AMS-4	AMS-3

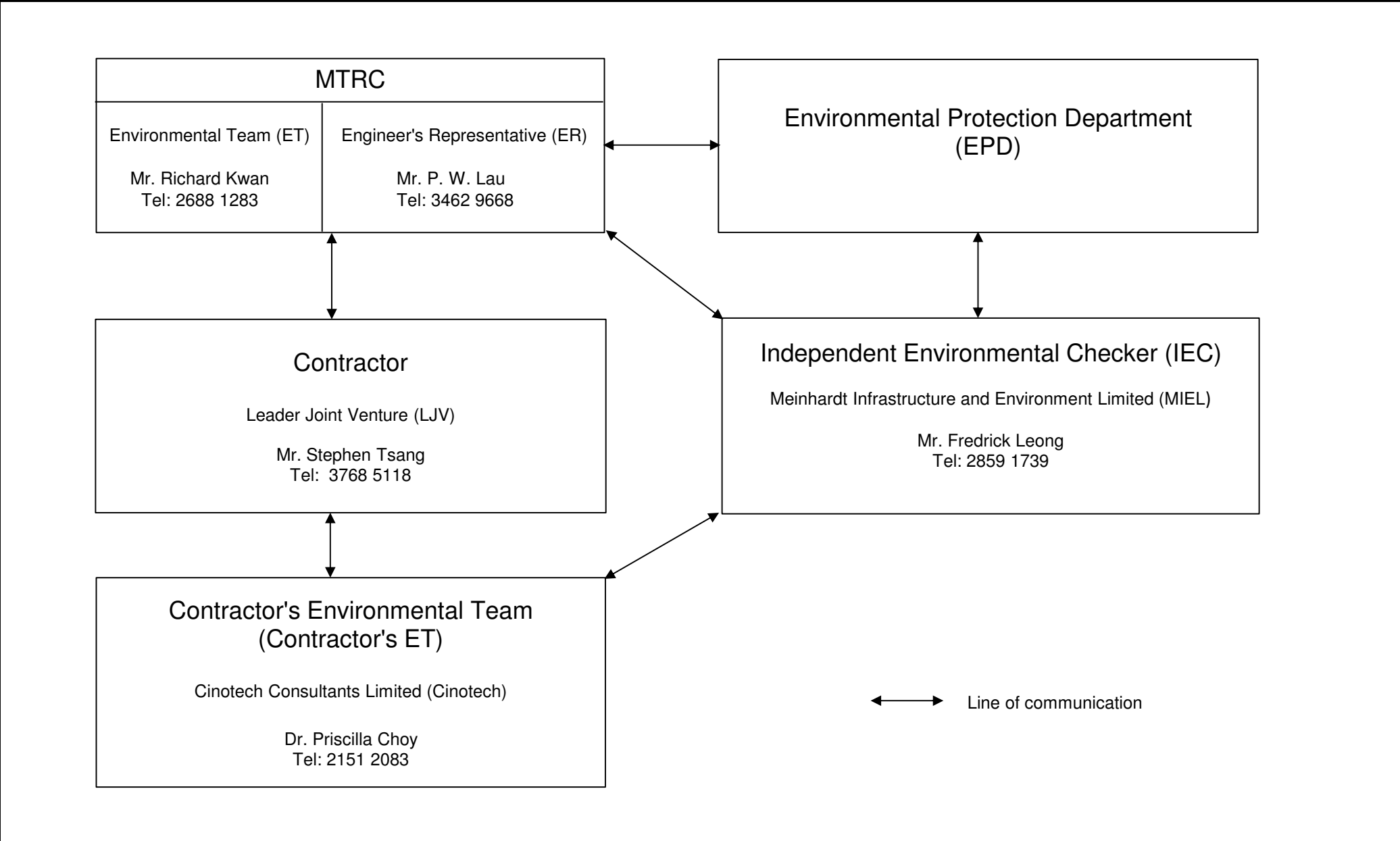
LEGEND:

-  PROPOSED ALIGNMENT
-  TEMPORARY AT GRADE WORKS SITES
-  PROPOSED STATION
-  AIR QUALITY MONITORING STATION

SHATIN TO CENTRAL LINK CONTRACT 1106
DIAMOND HILL STATION

LOCATION OF AIR QUALITY MONITORING STATIONS

SCALE	1:100	DATE	MAY 2013
CHECK	KC	DRAWN	JW
JOB No.	MA12051	FIGURE NO.	3
		REV	-



Title	MTR SCL Works Contract 1106 Diamond Hill Station		Scale	N.T.S	Proposal	MA12051	CINOTECH
	Organisation Chart and Key Contact of the Project		Date	Feb-16	Figure	4	

**APPENDIX A
TENTATIVE CONSTRUCTION
PROGRAMME**



Contract 1106 - Diamond Hill Station



Activity ID	Activity Name	Orig Dur	Forecast Start	Forecast Finish	% Complete	March					April					May					June				
						29	07	14	21	28	04	11	18	25	02	09	16	23	30	06	13	20	27		
Contract Dates																									
Completion Obligation Dates																									
Degrees of Completion for Specified Parts																									
Completion Dates																									
C1106.SDC04B	Complete (SCL) L5 Platform Level (DN Track) Track and Trackside Areas Deg.1	0	08-Apr-16*	0%	◆ Complete (SCL) L5 Platform Level (DN Track) Track and Trackside Areas Deg.1, Complete (SCL) L5 Platform Level (DN Track) Track and Trackside Areas Deg.1																				
C1106.SDC4E1	Complete (SCL) L5 Platform Level GL49-53 All Areas Excluding 4A & 4B Deg.1	0	25-Apr-16*	0%	◆ Complete (SCL) L5 Platform Level GL49-53 All Areas Excluding 4A & 4B Deg.1, Complete (SCL) L5 Platform Level GL49-53 All Areas Excluding 4A & 4B Deg.1																				
C1106.SDC4D2	Complete (SCL) L5 Platform Level GL 35-49 All Areas Deg.2	0	29-Apr-16*	0%	◆ Complete (SCL) L5 Platform Level GL 35-49 All Areas Deg.2, Complete (SCL) L5 Platform Level GL 35-49 All Areas Deg.2																				
C1106.SDC4G1	Complete (SCL) L4 & L3 Mezzanine Level GL 35-49 All Areas Deg.1	0	16-Jun-16*	0%	◆ Complete (SCL) L4 & L3 Mezzanine Level GL 35-49 All Areas Deg.1																				
Milestone Dates																									
Cost Centre A Milestones																									
Preliminaries																									
C1106.MSA14	A14: Engineer's confirmation of satisfactory Implementation of System Assurance	0	21-Apr-16	0%	◆ A14: Engineer's confirmation of satisfactory Implementation of System Assurance & Risk Management and Design for Safety, A14: Engineer's confirmation of s																				
Cost Centre A - Preliminaries																									
General Requirements																									
Submissions																									
General																									
C1106.SW0480	Develop Interface Management Plant with Designated Contractors in GS and P	175	10-Feb-14 A	30-May-16	80%	Develop Interface Management Plant with Designated Contractors in																			
C1106.GS0305	Prepare & Submit ABWF Shop Drawings	25	09-Mar-15 A	07-Jun-16	71%	Prepare & Submit ABWF Shop Drawings, Prepare																			
C1106.GS0310	Review & Approve ABWF Shop Drawings	28	02-Apr-15 A	05-Jul-16	61%	Review & Approve ABWF Shop Drawings, Review & Approve ABWF Shop Drawings																			
C1106.GS0350	3rd System Assurance and Risk Management & Design for Safety Audit - A14	92	21-Jan-16 A	21-Apr-16	75%	3rd System Assurance and Risk Management & Design for Safety Audit - A14, 3rd System Assurance and Risk Management & Design for Safety Audit - A14																			
C1106.GS0352	4th Safety Management & Environmental Monitoring Audit - A15	90	22-Apr-16	20-Jul-16	0%	4th Safety Management & Environmental Monitoring Audit - A15																			
Cost Centre B: SCL- DIH Station, Entrances and Adits																									
TTMS Implementation																									
Lung Cheung Road																									
TTA Implementation																									
C1106.TMS0577	TTA for Foundation Works at Tai Hom Road (SLG/1106/004/DIH/013/001B-002I)	148	07-May-15 A	29-May-16	96%	TTA for Foundation Works at Tai Hom Road (SLG/1106/004/DIH/013/001B-002I)																			
C1106.TMS0587	TTA for Temporary Lung Cheung Road Diversion (Stage 2) (SLG/1106/005/DIF)	121	01-Feb-16 A	31-May-16	45%	TTA for Temporary Lung Cheung Road Diversion (Stage 2) (SLG/1106/005/DIF)																			
Choi Hung Road																									
TTA Implementation																									
C1106.TMS0364	TTA for Site Access and Temporary Footpath diversion at Ex-Tai Hom Village (SLG/001/DIH/002/001C)	365	02-Jul-13 A	12-Jun-16	95%	TTA for Site Access and Temporary Footpath diversion at Ex-Tai Hom Village (SLG/001/DIH/002/001C)																			
Structural Works																									
Platform Level (Level L5)																									
Slab																									
C1106.BPS2275	GL 50-53 Construct Mass FII(DT) and Track Works - TBM Closing Access	4	15-Mar-16 A	18-Mar-16 A	100%	GL 50-53 Construct Mass FII(DT) and Track Works - TBM Closing Access																			
C1106.BPS2254	GL 45.4-46.8 Construct Mass Concrete FII(DT)	4	05-Apr-16	08-Apr-16	0%	GL 45.4-46.8 Construct Mass Concrete FII(DT)																			
C1106.BPS2260	GL 46.8-50 Construct Mass Concrete FII(DT)	4	05-Apr-16	08-Apr-16	0%	GL 46.8-50 Construct Mass Concrete FII(DT)																			
Mezzanine Level (Level L4)																									
Wall & Column																									
C1106.BMZ4762	GL 51.7-53 Scaffold Erection to L3 E&M Zone Level	6	24-Feb-16 A	07-Mar-16 A	100%	GL 51.7-53 Scaffold Erection to L3 E&M Zone Level																			
C1106.BMZ4763	GL 51.7-53 Construct Wall Mezzanine to L3 E&M Zone Level - TBM Closing Ac	6	25-Feb-16 A	07-Mar-16 A	100%	GL 51.7-53 Construct Wall Mezzanine to L3 E&M Zone Level - TBM Closing Access																			
Mezzanine Level E&M Zone (Level L3)																									
Beam & Slab																									
C1106.BMZ4779	GL 51.2-53 Construct Mezzanine Beam & Slab L3 E&M Zone Level	3	04-Mar-16 A	07-Mar-16 A	100%	GL 51.2-53 Construct Mezzanine Beam & Slab L3 E&M Zone Level																			
C1106.BMZ4781	GL 51.2-53 Concrete Curing and Formwork Removal	7	08-Mar-16 A	14-Mar-16 A	100%	GL 51.2-53 Concrete Curing and Formwork Removal																			
Wall & Column																									
C1106.BMZ4785	GL 51.2-53 Scaffold Erection to L2 Concourse Level	5	08-Mar-16 A	08-Mar-16 A	100%	GL 51.2-53 Scaffold Erection to L2 Concourse Level																			
Concourse Level (Level L2)																									
Beam & Slab																									
C1106.BCS4375	GL 51.3-53 Construct Concourse Beam & Slab	7	09-Mar-16 A	15-Mar-16 A	100%	GL 51.3-53 Construct Concourse Beam & Slab																			
C1106.BCS4414	GL 51.3-53 Concrete Curing, Formwork Removal & Remove Temp Strut S1 & S2	6	16-Mar-16 A	22-Mar-16 A	100%	GL 51.3-53 Concrete Curing, Formwork Removal & Remove Temp Strut S1 & S2																			
C1106.BCS4416	GL 50.3-51.3 Break and Remove Water Beam (Total=4nos)	10	21-Mar-16 A	05-Apr-16	85%	GL 50.3-51.3 Break and Remove Water Beam (Total=4nos)																			
Wall & Column																									
C1106.BCW4440	GL 43.6-46.3 Construct Column to Public Access Level	12	08-Jan-16 A	07-Mar-16 A	100%	GL 43.6-46.3 Construct Column to Public Access Level																			
C1106.BCW4444	GL 46.3-48.6 Scaffold Erection to L1 Public Access Level	11	22-Feb-16 A	11-Mar-16 A	100%	GL 46.3-48.6 Scaffold Erection to L1 Public Access Level																			
C1106.BCW4446	GL 48.6-50.4 Construct Wall & Column to Public Access Level	18	26-Feb-16 A	09-Mar-16 A	100%	GL 48.6-50.4 Construct Wall & Column to Public Access Level																			
C1106.BCW4442	GL 46.3-48.6 Construct Wall & Column to Public Access Level	18	26-Feb-16 A	16-Mar-16 A	100%	GL 46.3-48.6 Construct Wall & Column to Public Access Level																			
C1106.BCW4448	GL 48.6-50.4 Scaffold Erection to L1 Public Access Level	7	03-Mar-16 A	30-Mar-16 A	100%	GL 48.6-50.4 Scaffold Erection to L1 Public Access Level																			
C1106.BCW4454	GL 50.3-51.3 Scaffold Erection to L1 Public Access Level	6	07-Mar-16 A	22-Mar-16 A	100%	GL 50.3-51.3 Scaffold Erection to L1 Public Access Level																			
C1106.BCW4452	GL 50.3-51.3 Construct Wall & Column to Public Access Level	14	15-Mar-16 A	30-Mar-16 A	100%	GL 50.3-51.3 Construct Wall & Column to Public Access Level																			
C1106.BCW4455	GL 51.3-53 Construct Wall & Column to Public Access Level	12	16-Mar-16 A	13-Apr-16	40%	GL 51.3-53 Construct Wall & Column to Public Access Level																			
C1106.BCW4457	GL 51.3-53 Scaffold Erection to L1 Public Access Level	6	29-Mar-16 A	08-Apr-16	50%	GL 51.3-53 Scaffold Erection to L1 Public Access Level																			

- Remaining Work
- Critical Remaining Work
- Actual Work
- ◆ Baseline Milestone
- ◆ Milestone

MTR Contract 1106 - Diamond Hill Station Three Month Rolling Programme As of 31 March 2016

3 Month Rolling Programme			
Date	Revision	Checked	Approved
31-Mar-16	C-1106-3MRP/ 39		



Contract 1106 - Diamond Hill Station



Activity ID	Activity Name	Orig Dur	Forecast Start	Forecast Finish	% Complete	March					April					May					June				
						29	07	14	21	28	04	11	18	25	02	09	16	23	30	06	13	20	27		
Public Access Level (Level L1)																									
Beam & Slab																									
C1106.PLS6027	GL 42.2-43.6 Concrete Curing Public Access Level Beam/Slab and Formwork R	14	20-Feb-16 A	04-Mar-16 A	100%	GL 42.2-43.6 Concrete Curing Public Access Level Beam/Slab and Formwork Removal																			
C1106.PLS5015	GL 38.9-39.6 Construct Public Access Level Beam/Slab	7	22-Feb-16 A	03-Mar-16 A	100%	GL 38.9-39.6 Construct Public Access Level Beam/Slab																			
C1106.PLS6029	GL 38.2-38.9 Concrete Curing Public Access Level Beam/Slab and Formwork R	7	25-Feb-16 A	02-Mar-16 A	100%	GL 38.2-38.9 Concrete Curing Public Access Level Beam/Slab and Formwork Removal																			
C1106.PLS5009	GL 39.6-42.2 Construct Public Access Level Beam/Slab	10	29-Feb-16 A	11-Mar-16 A	100%	GL 39.6-42.2 Construct Public Access Level Beam/Slab																			
C1106.PLS5034	GL 43.6-45.4 Concrete Curing Public Access Level Beam/Slab and Formwork R	14	01-Mar-16 A	14-Mar-16 A	100%	GL 43.6-45.4 Concrete Curing Public Access Level Beam/Slab and Formwork Removal																			
C1106.PLS6031	GL 38.9-39.6 Concrete Curing Public Access Level Beam/Slab and Formwork R	7	04-Mar-16 A	10-Mar-16 A	100%	GL 38.9-39.6 Concrete Curing Public Access Level Beam/Slab and Formwork Removal																			
C1106.PLS5043	GL 45.4-46.9 Construct Public Access Level Beam/Slab	9	08-Mar-16 A	17-Mar-16 A	100%	GL 45.4-46.9 Construct Public Access Level Beam/Slab																			
C1106.PLS6026	GL 39.6-42.2 Concrete Curing Public Access Level Beam/Slab and Formwork R	7	12-Mar-16 A	18-Mar-16 A	100%	GL 39.6-42.2 Concrete Curing Public Access Level Beam/Slab and Formwork Removal																			
C1106.PLS5045	GL 46.9-47.6 Construct Public Access Level Beam/Slab	7	16-Mar-16 A	22-Mar-16 A	100%	GL 46.9-47.6 Construct Public Access Level Beam/Slab																			
C1106.PLS5037	GL 49.1-50.5 Construct Public Access Level Beam/Slab	11	17-Mar-16 A	09-Apr-16	40%	GL 49.1-50.5 Construct Public Access Level Beam/Slab																			
C1106.PLS5040	GL 45.4-46.9 Concrete Curing Public Access Level Beam/Slab and Formwork R	14	18-Mar-16 A	31-Mar-16 A	100%	GL 45.4-46.9 Concrete Curing Public Access Level Beam/Slab and Formwork Removal																			
C1106.PLS5035	GL 47.6-49.1 Construct Public Access Level Beam/Slab	10	19-Mar-16 A	30-Mar-16 A	100%	GL 47.6-49.1 Construct Public Access Level Beam/Slab																			
C1106.PLS5042	GL 46.9-47.6 Concrete Curing Public Access Level Beam/Slab and Formwork R	14	23-Mar-16 A	05-Apr-16	85%	GL 46.9-47.6 Concrete Curing Public Access Level Beam/Slab and Formwork Removal																			
C1106.PLS5050	Complete Structure up to Public Access Level GL 35-49 @ +7.87mPD	0		30-Mar-16 A	100%	Complete Structure up to Public Access Level GL 35-49 @ +7.87mPD																			
C1106.PLS5036	GL 47.6-49.1 Concrete Curing Public Access Level Beam/Slab and Formwork R	14	31-Mar-16 A	13-Apr-16	5%	GL 47.6-49.1 Concrete Curing Public Access Level Beam/Slab and Formwork Removal																			
C1106.PLS5039	GL 50.5-51.8 Construct Public Access Level Beam/Slab	11	08-Apr-16	20-Apr-16	0%	GL 50.5-51.8 Construct Public Access Level Beam/Slab																			
C1106.PLS5038	GL 49.1-50.5 Concrete Curing Public Access Level Beam/Slab and Formwork R	7	10-Apr-16	16-Apr-16	0%	GL 49.1-50.5 Concrete Curing Public Access Level Beam/Slab and Formwork Removal																			
C1106.PLS5600	GL 51.7-53 Construct Public Access Level Beam & Slab	9	14-Apr-16	23-Apr-16	0%	GL 51.7-53 Construct Public Access Level Beam & Slab																			
C1106.PLS5041	GL 50.5-51.8 Concrete Curing Public Access Level Beam/Slab and Formwork R	7	21-Apr-16	27-Apr-16	0%	GL 50.5-51.8 Concrete Curing Public Access Level Beam/Slab and Formwork Removal																			
C1106.PLS5605	GL 51.7-53 Concrete Curing Public Access Level Beam/Slab and Formwork Removal	7	24-Apr-16	30-Apr-16	0%	GL 51.7-53 Concrete Curing Public Access Level Beam/Slab and Formwork Removal																			
Wall & Column																									
C1106.PLW6210	GL 36.3-36.8 Construct Wall to Ground Level GL	7	15-Feb-16 A	07-Apr-16	85%	GL 36.3-36.8 Construct Wall to Ground Level GL																			
C1106.PLW6212	GL 36.3-36.8 Scaffold Erection to GL Ground Level	7	16-Feb-16 A	17-Mar-16 A	100%	GL 36.3-36.8 Scaffold Erection to GL Ground Level																			
C1106.PLW6214	GL 36.8-37.3 Construct Wall to Ground Level GL	7	24-Feb-16 A	07-Apr-16	85%	GL 36.8-37.3 Construct Wall to Ground Level GL																			
C1106.PLW6216	GL 36.8-37.3 Scaffold Erection to GL Ground Level	7	25-Feb-16 A	18-Mar-16 A	100%	GL 36.8-37.3 Scaffold Erection to GL Ground Level																			
C1106.PLW6236	GL 37.3-38.2 Scaffold Erection to GL Ground Level	7	03-Mar-16 A	19-Mar-16 A	100%	GL 37.3-38.2 Scaffold Erection to GL Ground Level																			
C1106.PLW6218	GL 37.3-38.2 Construct Column & Wall to Ground Level GL	14	04-Mar-16 A	07-Apr-16	85%	GL 37.3-38.2 Construct Column & Wall to Ground Level GL																			
C1106.PLW6230	GL 38.9-39.6 Scaffold Erection to GL Ground Level	7	14-Mar-16 A	23-Mar-16 A	100%	GL 38.9-39.6 Scaffold Erection to GL Ground Level																			
C1106.PLW6240	GL 38.2-38.9 Scaffold Erection to GL Ground Level	7	14-Mar-16 A	23-Mar-16 A	100%	GL 38.2-38.9 Scaffold Erection to GL Ground Level																			
C1106.PLW6244	GL 39.6-40.3 Scaffold Erection to GL Ground Level	7	14-Mar-16 A	23-Mar-16 A	100%	GL 39.6-40.3 Scaffold Erection to GL Ground Level																			
C1106.PLW6220	GL 38.9-39.6 Construct Column & Wall to Ground Level GL	14	16-Mar-16 A	07-Apr-16	85%	GL 38.9-39.6 Construct Column & Wall to Ground Level GL																			
C1106.PLW6238	GL 38.2-38.9 Construct Column & Wall to Ground Level GL	14	16-Mar-16 A	01-Apr-16	80%	GL 38.2-38.9 Construct Column & Wall to Ground Level GL																			
C1106.PLW6242	GL 39.6-40.3 Construct Wall to Ground Level GL	7	16-Mar-16 A	07-Apr-16	85%	GL 39.6-40.3 Construct Wall to Ground Level GL																			
C1106.PLW6232	GL 47.3-49.1 Construct Wall & Column to Ground Level GL	15	05-Apr-16	21-Apr-16	0%	GL 47.3-49.1 Construct Wall & Column to Ground Level GL																			
C1106.PLW6234	GL 47.3-49.1 Scaffold Erection to GL Ground Level	9	08-Apr-16	18-Apr-16	0%	GL 47.3-49.1 Scaffold Erection to GL Ground Level																			
C1106.PLW6222	GL 49.1-50.5 Construct Wall & Column to Ground Level GL	16	14-Apr-16	03-May-16	0%	GL 49.1-50.5 Construct Wall & Column to Ground Level GL																			
C1106.PLW6224	GL 49.1-50.5 Scaffold Erection to GL Ground Level	8	18-Apr-16	26-Apr-16	0%	GL 49.1-50.5 Scaffold Erection to GL Ground Level																			
C1106.PLW6440	GL 51.7-52.7 Construct Wall & Column to Ground Level GL	15	28-Apr-16	17-May-16	0%	GL 51.7-52.7 Construct Wall & Column to Ground Level GL																			
C1106.PLW6226	GL 50.5-51.8 Construct Wall & Column to Ground Level GL	14	03-May-16	19-May-16	0%	GL 50.5-51.8 Construct Wall & Column to Ground Level GL																			
C1106.PLW6442	GL 51.7-52.7 Scaffold Erection to GL Ground Level	8	03-May-16	11-May-16	0%	GL 51.7-52.7 Scaffold Erection to GL Ground Level																			
C1106.PLW6228	GL 50.5-51.8 Scaffold Erection to GL Ground Level	8	06-May-16	16-May-16	0%	GL 50.5-51.8 Scaffold Erection to GL Ground Level																			
Ground Level (Level GL)																									
Beam & Slab																									
C1106.BGS7204	GL 36.7-39.9 Construct Ground Beam & Slab	10	08-Apr-16	19-Apr-16	0%	GL 36.7-39.9 Construct Ground Beam & Slab																			
C1106.BGS7206	GL 36.7-39.9 Concrete Curing Ground Beam & Slab and Formwork Removal	7	20-Apr-16	26-Apr-16	0%	GL 36.7-39.9 Concrete Curing Ground Beam & Slab and Formwork Removal																			
C1106.BGS7110	GL 47.3-49.1 Construct Ground Beam & Slab	8	22-Apr-16	30-Apr-16	0%	GL 47.3-49.1 Construct Ground Beam & Slab																			
C1106.BGS7215	GL 47.3-49.1 Concrete Curing Ground Beam & Slab and Formwork Removal	7	01-May-16	07-May-16	0%	GL 47.3-49.1 Concrete Curing Ground Beam & Slab and Formwork Removal																			
C1106.BGS7115	GL 49.1-52.6 Construct Ground Beam & Slab	10	18-May-16	28-May-16	0%	GL 49.1-52.6 Construct Ground Beam & Slab																			
C1106.BGS7120	Complete Structure up to Ground Level GL 47-51	0		28-May-16	0%	Complete Structure up to Ground Level GL 47-51																			
C1106.BGS7117	GL 49.5-52.6 Concrete Curing Ground Beam & Slab and Formwork Removal	7	29-May-16	04-Jun-16	0%	GL 49.5-52.6 Concrete Curing Ground Beam & Slab and Formwork Removal																			
Wall & Column																									
C1106.BGW7457	GL 36.7-39.2 Scaffold Erection to First Floor Level	8	20-Apr-16	28-Apr-16	0%	GL 36.7-39.2 Scaffold Erection to First Floor Level																			
C1106.BGW7455	GL 36.7-39.2 Construct Wall & Column to First Floor Level	9	23-Apr-16	04-May-16	0%	GL 36.7-39.2 Construct Wall & Column to First Floor Level																			
C1106.BGW7412	GL 47.3-49.1 Scaffold Erection to First Floor Level	9	03-May-16	12-May-16	0%	GL 47.3-49.1 Scaffold Erection to First Floor Level																			
C1106.BGW7410	GL 47.3-49.1 Construct Wall & Column to First Floor Level	12	06-May-16	20-May-16	0%	GL 47.3-49.1 Construct Wall & Column to First Floor Level																			
C1106.BGW7422	GL 49.5-51.6 Scaffold Erection to First Floor Level	7	30-May-16	06-Jun-16	0%	GL 49.5-51.6 Scaffold Erection to First Floor Level																			
C1106.BGW7420	GL 49.1-51.6 Construct Wall & Column to First Floor Level	9	02-Jun-16	13-Jun-16	0%	GL 49.1-51.6 Construct Wall & Column to First Floor Level																			
First Floor Level (Level U1)																									
Beam & Slab																									
C1106.BFS7640	GL 36.7-39.2 Construct Level U1 Beam & Slab	5	05-May-16	10-May-16	0%	GL 36.7-39.2 Construct Level U1 Beam & Slab																			
C1106.BFS7645	GL 36.7-39.2 Concrete Curing for Level U1 Beam & Slab and Formwork Remc	14	11-May-16	24-May-16	0%	GL 36.7-39.2 Concrete Curing for Level U1 Beam & Slab and Formwork Remc																			
C1106.BFS7615	GL 47.3-49.1 Construct Level U1 Beam & Slab	5	21-May-16	26-May-16	0%	GL 47.3-49.1 Construct Level U1 Beam & Slab																			
C1106.BFS7617	GL 47.3-49.1 Concrete Curing for Level U1 Beam & Slab	7	27-May-16	02-Jun-16	0%	GL 47.3-49.1 Concrete Curing for Level U1 Beam & Slab																			
C1106.BFS7625	GL 49.1-51.6 Construct Level U1 Beam & Slab	5	14-Jun-16	18-Jun-16	0%	GL 49.1-51.6 Construct Level U1 Beam & Slab																			
C1106.BFS7627	GL 49.1-51.6 Concrete Curing for Level U1 Beam & Slab	7	19-Jun-16	25-Jun-16	0%	GL 49.1-51.6 Concrete Curing for Level U1 Beam & Slab																			

- Remaining Work
- Critical Remaining Work
- Actual Work
- Baseline Milestone
- Milestone

2 of 4

MTR Contract 1106 - Diamond Hill Station

Three Month Rolling Programme

As of 31 March 2016

3 Month Rolling Programme			
Date	Revision	Checked	Approved
31-Mar-16	C-1106-3MRP/39		



Contract 1106 - Diamond Hill Station



Activity ID	Activity Name	Orig Dur	Forecast Start	Forecast Finish	% Complete	March					April					May					June				
						29	07	14	21	28	04	11	18	25	02	09	16	23	30	06	13	20	27		
<p>Wall & Column</p> <p>C1106.BFW7680 GL 36.7-37.3 Construct Level U1 Wall & Scaffold Erection 9 11-May-16 21-May-16 0%</p> <p>C1106.BFW7670 GL 47.3-49.1 Construct Level U1 Wall & Scaffold Erection 13 27-May-16 11-Jun-16 0%</p> <p>C1106.BFW7675 GL 49.1-51.6 Construct Level U1 Wall & Structural Steel Erection 13 20-Jun-16 05-Jul-16 0%</p> <p>Roof Level (RL)</p> <p>Roof Slab</p> <p>C1106.BRL8725 GL 36.7-37.3 Construct Beam & Roof Slab 2 23-May-16 24-May-16 0%</p> <p>C1106.BRL8727 GL 36.7-37.3 Concrete Curing Beam & Roof Slab 14 25-May-16 07-Jun-16 0%</p> <p>C1106.BRL8710 GL 47.3-49.1 Construct Beam & Roof Slab 5 13-Jun-16 17-Jun-16 0%</p> <p>C1106.BRL8712 GL 47.3-49.1 Concrete Curing Beam & Roof Slab 14 18-Jun-16 01-Jul-16 0%</p> <p>Multi-Level</p> <p>Other Structures</p> <p>C1106.BML5920 GL 47-48 Construct Staircases 52 17-Nov-15 A 03-Jun-16 75%</p> <p>C1106.BML5935 GL 47-49 Concrete Curing Staircases 28 04-Jun-16 01-Jul-16 0%</p> <p>ABWF & Miscellaneous Works</p> <p>Track and Trackside Areas</p> <p>Platform Level (Track and Trackside Areas)</p> <p>C1106.PTA5420 GL 31-53 ABWF Deg.1 Platform Down Track and Trackside Areas 30 24-Nov-15 A 08-Apr-16 90%</p> <p>Platform Level (Level L5)</p> <p>Passenger Areas</p> <p>C1106.BAF1114 GL 36-49 ABWF Deg.2 Works Platform Passenger Areas 70 18-Jan-16 A 29-Apr-16 65%</p> <p>C1106.BAF1113 GL 36-49 Allow E&M Contractor for First Fix 38 25-Jan-16 A 16-Apr-16 70%</p> <p>C1106.BAF1116 GL 36-49 Allow E&M Contractor for Second Fix 71 19-Feb-16 A 23-May-16 40%</p> <p>C1106.BAF1127 GL 49-51 Platform Construct Blockwork Walls Passenger Areas 16 01-Apr-16 20-Apr-16 0%</p> <p>C1106.BAF1132 GL 49-51 ABWF Deg.1 Works Platform Passenger Areas 18 05-Apr-16 25-Apr-16 0%</p> <p>C1106.BAF1122 GL 36-49 ABWF Deg.3 Works Platform Passenger Areas 226 06-Apr-16 05-Jan-17 0%</p> <p>C1106.BAF1134 GL 49-51 Allow E&M Contractor for First Fix 10 19-Apr-16 29-Apr-16 0%</p> <p>C1106.BAF1137 GL 49-51 ABWF Deg.2 Works Platform Passenger Areas 48 26-Apr-16 23-Jun-16 0%</p> <p>C1106.BAF1145 GL 49-51 Allow E&M Contractor for Second Fix 8 24-Jun-16 04-Jul-16 0%</p> <p>Back of House & Plant Rooms</p> <p>C1106.BAF1133 GL 36-40 Allow E&M Contractor for First Fix 33 15-Dec-15 A 08-Apr-16 93%</p> <p>C1106.BAF1490 GL 49-53 ABWF Deg.1 Works Platform BOH Areas & Plant Rooms 39 28-Dec-15 A 15-Apr-16 80%</p> <p>C1106.BAF1520 GL 49-53 ABWF Deg.2 Works Platform BOH Areas & Plant Rooms 63 05-Jan-16 A 11-Jun-16 50%</p> <p>C1106.BAF1500 GL 49-53 Allow E&M Contractor for First Fix 30 08-Jan-16 A 21-Apr-16 75%</p> <p>C1106.BAF1525 GL 49-53 Allow E&M Contractor for Second Fix 62 18-Jan-16 A 23-May-16 60%</p> <p>C1106.BAF1140 GL 36-40 ABWF Deg.2 Works Platform BOH Areas & Plant Rooms 48 18-Jan-16 A 18-Apr-16 75%</p> <p>C1106.BAF1141 GL 36-40 Allow E&M Contractor for Second Fix 54 19-Jan-16 A 26-Apr-16 60%</p> <p>C1106.BAF1153 GL 42-49 Allow E&M Contractor for First Fix 40 25-Jan-16 A 15-Apr-16 65%</p> <p>C1106.BAF1155 GL 42-49 ABWF Deg.2 Works Platform BOH Areas & Plant Rooms 54 16-Feb-16 A 29-Apr-16 50%</p> <p>C1106.BAF1142 GL 36-40 ABWF Deg.3 Works Platform BOH Areas & Plant Rooms 55 06-Apr-16 11-Jun-16 0%</p> <p>C1106.BAF1144 GL 36-40 Allow E&M Contractor for System Final Fix 56 09-Apr-16 16-Jun-16 0%</p> <p>C1106.BAF1535 GL 49-53 ABWF Deg.3 Works Platform BOH Areas & Plant Rooms 122 12-Apr-16 05-Sep-16 0%</p> <p>C1106.BAF1158 GL 42-49 Allow E&M Contractor for Second Fix 54 15-Apr-16 20-Jun-16 0%</p> <p>C1106.BAF1540 GL 49-53 Allow E&M Contractor for System Final Fix 174 20-Apr-16 16-Nov-16 0%</p> <p>C1106.BAF1162 GL 42-49 ABWF Deg.3 Works Platform BOH Areas & Plant Rooms 70 26-Apr-16 20-Jul-16 0%</p> <p>C1106.BAF1173 GL 42-49 Allow E&M Contractor for System Final Fix 45 17-Jun-16 09-Aug-16 0%</p> <p>Mezzanine Level (Level L4)</p> <p>Back of House & Plant Rooms</p> <p>C1106.BMF3070 GL 36-49 Mezzanine Construct Blockwork Walls, Plinth (TER, Chiller Plant Rm, 72 11-Jan-16 A 06-May-16 75%</p> <p>C1106.BMF3075 GL 36-49 ABWF Deg.1 Works Mezzanine BOH & Plant Rooms 126 11-Jan-16 A 16-Jun-16 55%</p> <p>C1106.BMF3080 GL 36-49 ABWF Deg.2 Works Mezzanine BOH & Plant Rooms 158 21-Mar-16 A 30-Sep-16 5%</p> <p>C1106.BMF3313 GL 49-53 Mezzanine Construct Blockwork Walls, Plint BOH & Plant Rooms 34 01-Apr-16 12-May-16 0%</p> <p>C1106.BMF3082 GL 36-49 Allow E&M Contractor for Second Fix 170 05-Apr-16 27-Oct-16 0%</p> <p>C1106.BMF3315 GL 49-53 ABWF Deg.1 Works Mezzanine BOH & Plant Rooms 82 09-Apr-16 18-Jul-16 0%</p> <p>C1106.BMF3317 GL 49-53 Allow E&M Contractor for First Fix 68 10-May-16 30-Jul-16 0%</p> <p>C1106.BMF3085 GL 36-49 ABWF Deg.3 Works Mezzanine BOH & Plant Rooms 206 16-May-16 19-Jan-17 0%</p> <p>C1106.BMF3330 GL 49-53 ABWF Deg.2 Works Mezzanine BOH & Plant Rooms 106 19-May-16 22-Sep-16 0%</p> <p>C1106.BMF3333 GL 49-53 Allow E&M Contractor for Second Fix 124 23-May-16 19-Oct-16 0%</p> <p>C1106.BMF3090 GL 36-49 Allow E&M Contractor for System Final Fix 220 26-May-16 18-Feb-17 0%</p> <p>C1106.BMF3335 GL 49-53 ABWF Deg.3 Works Mezzanine BOH & Plant Rooms 178 21-Jun-16 21-Jan-17 0%</p> <p>Concourse Level (Level L2)</p> <p>Passenger Areas</p> <p>C1106.BCF5258 GL 36-40 ABWF Deg.1 Works Concourse Passenger Areas 66 03-Jun-16 20-Aug-16 0%</p> <p>C1106.BCF5215 GL 40-47 ABWF Deg.1 Works Concourse Passenger Areas 92 07-Jun-16 24-Sep-16 0%</p> <p>Back of House & Plant Rooms</p>																									

- Remaining Work
- Critical Remaining Work
- Actual Work
- ◆ Baseline Milestone
- ◆ Milestone

3 of 4

MTR Contract 1106 - Diamond Hill Station Three Month Rolling Programme As of 31 March 2016

3 Month Rolling Programme			
Date	Revision	Checked	Approved
31-Mar-16	C-1106-3MRP/ 39		

Activity ID	Activity Name	Orig Dur	Forecast Start	Forecast Finish	% Complete	March					April					May					June				
						29 168	07 169	14 170	21 171	28 172	04 173	11 174	18 175	25 176	02 177	09 178	16 179	23 180	30 181	06 182	13 183	20 184	27 185		
C1106.BCF5315	GL 36-40 Concourse Construct Blockwork Wall, Plinth BOH & Plant Rooms	25	05-Apr-16	29-Apr-16	0%	GL 36-40 Concourse Construct Blockwork Wall, Plinth BOH & Plant Rooms																			
C1106.BCF5320	GL 36-40 ABWF Deg.1 Works BOH & Plant Rooms	59	18-Apr-16	28-Jun-16	0%	GL 36-40 ABWF Deg.1 Works BOH & Plant Rooms																			
C1106.BCF5225	GL 40-49 Concourse Construct Blockwork Wall, Plinth BOH & Plant Rooms	46	03-May-16	27-Jun-16	0%	GL 40-49 Concourse Construct Blockwork Wall, Plinth BOH & Plant Rooms																			
C1106.BCF5328	GL 49-53 Concourse Construct Blockwork Wall Plinth BOH & Plant Rooms	31	03-May-16	08-Jun-16	0%	GL 49-53 Concourse Construct Blockwork Wall Plinth BOH & Plant Rooms																			
C1106.BCF5321	GL 36-40 Allow E&M Contractor for First Fix	48	05-May-16	02-Jul-16	0%	GL 36-40 Allow E&M Contractor for First Fix																			
C1106.BCF5235	GL 40-49 ABWF Deg.1 Works Concourse BOH & Plant Rooms	60	11-May-16	22-Jul-16	0%	GL 40-49 ABWF Deg.1 Works Concourse BOH & Plant Rooms																			
C1106.BCF5330	GL 49-53 ABWF Deg.1 Works Concourse BOH & Plant Rooms	60	12-May-16	23-Jul-16	0%	GL 49-53 ABWF Deg.1 Works Concourse BOH & Plant Rooms																			
C1106.BCF5322	GL 36-40 ABWF Deg.2 Works Concourse BOH & Plant Rooms	89	18-May-16	31-Aug-16	0%	GL 36-40 ABWF Deg.2 Works Concourse BOH & Plant Rooms																			
C1106.BCF5323	GL 36-40 Allow E&M Contractor for Second Fix	81	04-Jun-16	08-Sep-16	0%	GL 36-40 Allow E&M Contractor for Second Fix																			
C1106.BCF5237	GL 40-49 Allow E&M Contractor for First Fix	34	18-Jun-16	28-Jul-16	0%	GL 40-49 Allow E&M Contractor for First Fix																			
C1106.BCF5331	GL 49-53 Allow E&M Contractor for First Fix	36	29-Jun-16	10-Aug-16	0%	GL 49-53 Allow E&M Contractor for First Fix																			
Public Access Level (Level L1)																									
Back of House & Plant Rooms																									
C1106.BPF7230	GL 49-53 ABWF Deg.1 Works Public Access BOH & Plant Rooms	48	06-Jun-16	02-Aug-16	0%	GL 49-53 ABWF Deg.1 Works Public Access BOH & Plant Rooms																			
C1106.BPF7110	GL 36-49 Public Access Blockwork Wall, Plinth BOH & Plant Areas	59	20-Jun-16	27-Aug-16	0%	GL 36-49 Public Access Blockwork Wall, Plinth BOH & Plant Areas																			
C1106.BPF7120	GL 36-49 ABWF Deg.1 Works Public Access Level BOH & Plant Rooms	72	25-Jun-16	19-Sep-16	0%	GL 36-49 ABWF Deg.1 Works Public Access Level BOH & Plant Rooms																			
Ground Level (Level GL)																									
Back of House & Plant Rooms																									
C1106.BGF7404	GL 50-53 Ground Blockwork Wall, Plinth BOH & Plant Rooms	10	27-Jun-16	08-Jul-16	0%	GL 50-53 Ground Blockwork Wall, Plinth BOH & Plant Rooms																			
Lung Cheung Road																									
Preliminary Site Works																									
Watermain, Gas Main and Foundation Works																									
C1106.BIA7081	TTM Implementation Stage2 for Existing Concrete Slab Breaking and Watermain	25	15-Feb-16 A	11-Mar-16 A	100%	TTM Implementation Stage2 for Existing Concrete Slab Breaking and Watermain&Gas Main Removal																			
C1106.BIA7085	Temp Reinstale Concrete Pavement	18	31-May-16	21-Jun-16	0%	Temp Reinstale Concrete Pavement																			
Construction of Interchange Adit and West Unpaid Link																									
C1106.BIA7087	TTM Implementation for Stage3 Phase2 Construction of Interchange Adit and West Unpaid Link Structure	1	22-Jun-16	22-Jun-16	0%	TTM Implementation for Stage3 Phase2 Construction of Interchange Adit and West Unpaid Link Structure																			
Construction of Interchange Adit																									
Gridline S-U																									
C1106.BIA8405	IA - Mobilization, Drive Sheetpiling, Drill Hole, Minipiles Rebar Installation and Grouting Works	24	19-Mar-16 A	30-Apr-16	20%	IA - Mobilization, Drive Sheetpiling, Drill Hole, Minipiles Rebar Installation and Grouting Works																			
C1106.BIA8407	IA - Drill Hole and Installation of Observation Well & Pump Well	14	22-Apr-16	09-May-16	0%	IA - Drill Hole and Installation of Observation Well & Pump Well																			
C1106.BIA8408	IA - Excavation and Installation of Walling and Strut SC1 & CE1 to +11.3mPD (total)	12	10-May-16	24-May-16	0%	IA - Excavation and Installation of Walling and Strut SC1 & CE1 to +11.3mPD (total)																			
C1106.BIA8410	IA - Set-out, Excavate along Sheetpile, FRP for Strip RC Footing and Installation	24	23-May-16	20-Jun-16	0%	IA - Set-out, Excavate along Sheetpile, FRP for Strip RC Footing and Installation																			
C1106.BIA8409	IA - Breaking up Existing Concrete Slab	10	23-Jun-16	05-Jul-16	0%	IA - Breaking up Existing Concrete Slab																			
Construction of West Unpaid Link Adit																									
West Adit Link - Middle Section & North Section																									
Adit Cofferdam																									
C1106.BWA8535	WUL - Mobilization and Drive Sheetpiling	14	16-Apr-16	03-May-16	0%	WUL - Mobilization and Drive Sheetpiling																			
C1106.BWA8537	WUL - Drill Hole and Installation of Observation & Pump Wells	12	28-Apr-16	12-May-16	0%	WUL - Drill Hole and Installation of Observation & Pump Wells																			
C1106.BWA8538	WUL - Excavation and Installation of Walling and Strut SB1 & CE1 to +11.3mPD	9	13-May-16	24-May-16	0%	WUL - Excavation and Installation of Walling and Strut SB1 & CE1 to +11.3mPD																			
C1106.BWA8539	WUL - Installation of Temp. Steel Decking	11	23-May-16	03-Jun-16	0%	WUL - Installation of Temp. Steel Decking																			
C1106.BWA8541	WUL - Breaking up Existing Concrete Slab	8	23-Jun-16	02-Jul-16	0%	WUL - Breaking up Existing Concrete Slab																			
Construction of East MOE (Entrance B)																									
Submissions																									
General																									
C1106.BEB8700	Prepare Cofferdam Design, ICE Check & Submit	25	16-Feb-15 A	18-Apr-16	95%	Prepare Cofferdam Design, ICE Check & Submit																			
C1106.BEB8710	Review & Approve Cofferdam Design	30	19-Apr-16	18-May-16	0%	Review & Approve Cofferdam Design																			
East MOE																									
Piling Works																									
C1106.BEB8732	Preparation and Delivery for Sheetpiling Works	12	19-Apr-16	03-May-16	0%	Preparation and Delivery for Sheetpiling Works																			
C1106.BEB8734	East MOE - Sheetpiling and Grouting Works	40	19-May-16	06-Jul-16	0%	East MOE - Sheetpiling and Grouting Works																			
Cost Centre C: KTL - DIH Modification and Refurbishment Works																									
Entrance A1 (24 hr Walkway and New Lift)																									
Structural Works																									
T&C, External Works, Inspections & Handover																									
C1106.CEA4257	Landscaping & Tiling Works and Planter Reinstatement	21	21-Dec-15 A	18-Apr-16	83%	Landscaping & Tiling Works and Planter Reinstatement																			

- Remaining Work
- Critical Remaining Work
- Actual Work
- ◆ Baseline Milestone
- ◆ Milestone

4 of 4

MTR Contract 1106 - Diamond Hill Station
Three Month Rolling Programme
 As of 31 March 2016

3 Month Rolling Programme			
Date	Revision	Checked	Approved
31-Mar-16	C-1106-3MRP/ 39		

**APPENDIX B
ACTION AND LIMIT LEVELS**

APPENDIX B – Action and Limit Levels

24-Hour TSP

Regular Dust Monitoring Location	Description	Action Level, $\mu\text{g}/\text{m}^3$	Limit Level, $\mu\text{g}/\text{m}^3$
DMS-3 ⁽¹⁾⁽³⁾⁽⁴⁾ / DMS-4 ⁽²⁾⁽³⁾⁽⁴⁾	Hong Kong Sheng Kung Hui Nursing Home	159.1	260
DMS-4 ⁽¹⁾ / DMS-3 ⁽²⁾	Block 1, Rhythm Garden	160.4	

Note:

- (1) ASR ID as identified in approved EM&A Manual / EIA Report for SCL(TAW-HUH).
- (2) ASR ID as identified in approved EM&A Manual / EIA Report for SCL(HHS).
- (3) Access to the monitoring location at Shek On House (originally proposed in the approved EM&A Manual) was denied during the baseline monitoring. An alternative location (Hong Kong S.K.H Nursing Home) was proposed and approved by the ER and agreed by the IEC and EPD.
- (4) Dust monitoring on DMS-3⁽¹⁾/DMS-4⁽²⁾ is carried out by Environmental Team of SCL Works Contract 1103.

Construction Noise

Regular Construction Noise Monitoring Location ⁽¹⁾	Description	Time Period	Action Level	Limit Level (Leq (30-min))
NMS-CA-3 ⁽¹⁾⁽³⁾⁽⁴⁾ / NMS-CA-4 ⁽²⁾⁽³⁾⁽⁴⁾	Hong Kong Sheng Kung Hui Nursing Home	0700-1900 hrs on normal weekdays	When one documented complaint is received	70 dB(A)
NMS-CA-4 ⁽¹⁾ / NMS-CA-3 ⁽²⁾	Block 1, Rhythm Garden (north-eastern façade)			75 dB(A)
NMS-CA-5 ⁽¹⁾⁽⁵⁾ / NMS-CA-2 ⁽²⁾⁽⁵⁾	Block 1, Rhythm Garden (northern façade)			65 / 70 dB(A) ⁽⁶⁾

Note:

- (1) NSR ID as identified in approved EM&A Manual / EIA Report for SCL(TAW-HUH).
- (2) NSR ID as identified in approved EM&A Manual / EIA Report for SCL(HHS).
- (3) Access to the monitoring location at Shek On House (originally proposed in the approved EM&A Manual) was denied during the baseline monitoring. An alternative location (Hong Kong S.K.H Nursing Home) was proposed and approved by the ER and agreed by the IEC and EPD.
- (4) Noise monitoring on NMS-CA-3⁽¹⁾/ NMS-CA-4⁽²⁾ is carried out by Environmental Team of SCL Works Contract 1103.
- (5) Access to the monitoring location at Canossa Primary School (San Po Kong) (originally proposed in the approved EM&A Manual) was denied during the baseline monitoring. An alternative location (Block 1, Rhythm Garden (northern façade)) was proposed and approved by the ER and agreed by the IEC and EPD.
- (6) Daytime noise Limit Level of 70 dB(A) applies to education institutions, while 65dB(A) applies during school examination period.

**APPENDIX C
CALIBRATION CERTIFICATES FOR
MONITORING EQUIPEMENT**

TEST REPORT

APPLICANT: Cinotech Consultants Limited
Room 1710, Technology Park,
18 On Lai Street,
Shatin, NT, Hong Kong

Test Report No.:	C/N/151231
Date of Issue:	2016-01-04
Date Received:	2015-12-31
Date Tested:	2015-12-31
Date Completed:	2016-01-04
Next Due Date:	2017-01-03

ATTN: Mr. W. K. Tang

Page: 1 of 1

Certificate of Calibration

Item for calibration:

Description	: 'SVANTEK' Integrating Sound Level Meter
Manufacturer	: SVANTEK
Model No.	: SVAN 955
Serial No.	: 14303
Microphone No.	: 35222
Equipment No.	: N-08-05

Test conditions:

Room Temperature	: 22 degree Celsius
Relative Humidity	: 53%

Test Specifications:

Performance checking at 94 and 114 dB

Methodology:

In-house method, according to manufacturer instruction manual

Results:

Reference Set Point, dB	Instrument Readings, dB
94	94.0
114	114.0

Remark: 1) This report supersedes the one dated 2012/01/21 with certificate number C/N/120120/1.

PREPARED AND CHECKED BY:

For and On Behalf of **WELLAB Ltd.**


PATRICK TSE
Laboratory Manager

TEST REPORT

APPLICANT: Cinotech Consultants Limited
Room 1710, Technology Park,
18 On Lai Street,
Shatin, NT, Hong Kong

Test Report No.:	C/N/150821/3
Date of Issue:	2015-08-24
Date Received:	2015-08-21
Date Tested:	2015-08-21
Date Completed:	2015-08-24
Next Due Date:	2016-08-23

ATTN: Mr. W.K. Tang

Page: 1 of 1

Certificate of Calibration

Item for calibration:

Description	: 'SVANTEK' Integrating Sound Level Meter
Manufacturer	: SVANTEK
Model No.	: SVAN 957
Serial No.	: 21459
Microphone No.	: 43676
Equipment No.	: N-08-08

Test conditions:

Room Temperature	: 22 degree Celsius
Relative Humidity	: 54%

Test Specifications:

Performance checking at 94 and 114 dB

Methodology:

In-house method, according to manufacturer instruction manual

Results:

Reference Set Point, dB	Instrument Readings, dB
94	94.0
114	114.0

PREPARED AND CHECKED BY:

For and On Behalf of **WELLAB Ltd.**


PATRICK TSE
Laboratory Manager

TEST REPORT

APPLICANT: Cinotech Consultants Limited
Room 1710, Technology Park,
18 On Lai Street,
Shatin, NT, Hong Kong

Test Report No.:	C/N/150821/1
Date of Issue:	2015-08-24
Date Received:	2015-08-21
Date Tested:	2015-08-21
Date Completed:	2015-08-24
Next Due Date:	2016-08-23

ATTN: Mr. W.K. Tang

Page: 1 of 1

Certificate of Calibration

Item for calibration:

Description	: 'SVANTEK' Integrating Sound Level Meter
Manufacturer	: SVANTEK
Model No.	: SVAN 957
Serial No.	: 21460
Microphone No.	: 43679
Equipment No.	: N-08-09

Test conditions:

Room Temperature	: 22 degree Celsius
Relative Humidity	: 54%

Test Specifications:

Performance checking at 94 and 114 dB

Methodology:

In-house method, according to manufacturer instruction manual

Results:

Reference Set Point, dB	Instrument Readings, dB
94	94.0
114	114.0

PREPARED AND CHECKED BY:
For and On Behalf of **WELLAB Ltd.**


PATRICK TSE
Laboratory Manager

TEST REPORT

APPLICANT: Cinotech Consultants Limited
Room 1710, Technology Park,
18 On Lai Street,
Shatin, NT, Hong Kong

Test Report No.:	C/N/151003/1
Date of Issue:	2015-10-04
Date Received:	2015-10-03
Date Tested:	2015-10-03
Date Completed:	2015-10-04
Next Due Date:	2016-10-03

ATTN: Mr. W.K. Tang

Page: 1 of 1

Item for calibration:

Description	: Acoustical Calibrator
Manufacturer	: SVANTEK
Model No.	: SV30A
Serial No.	: 24803
Equipment No.	: N-09-03

Test conditions:

Room Temperature	: 23 degree Celsius
Relative Humidity	: 57%

Methodology:

The Sound Level Calibrator has been calibrated in accordance with the documented procedures and using standard(s) and instrument(s) which are recommended by the manufacturer, or equivalent.

Results:

Sound Pressure Level (1kHz)	Measured SPL	Tolerance
At 94 dB SPL	94.0	94.0 ± 0.1 dB
At 114 dB SPL	114.0	114.0 ± 0.1 dB

PREPARED AND CHECKED BY:
For and On Behalf of **WELLAB Ltd.**



PATRICK TSE
Laboratory Manager

TEST REPORT

APPLICANT: Cinotech Consultants Limited
Room 1710, Technology Park,
18 On Lai Street,
Shatin, NT, Hong Kong

Test Report No.:	C/N/151106/1
Date of Issue:	2015-11-07
Date Received:	2015-11-06
Date Tested:	2015-11-06
Date Completed:	2015-11-07
Next Due Date:	2016-11-06

ATTN: Mr. W.K. Tang

Page: 1 of 1

Item for calibration:

Description	: Acoustical Calibrator
Manufacturer	: Brüel & Kjær
Model No.	: 4231
Serial No.	: 2326353
Equipment No.	: N-02-01

Test conditions:

Room Temperature	: 23 degree Celsius
Relative Humidity	: 56 %

Methodology:

The sound calibrator has been calibrated in accordance with the documented procedures and using standard(s) and instrument(s) which are recommended by the manufacturer, or equivalent.

Results:

Sound Pressure Level (1kHz)	Measured SPL	Tolerance
At 94 dB SPL	94.0	94.0 ± 0.1 dB
At 114 dB SPL	114.0	114.0 ± 0.1 dB

PREPARED AND CHECKED BY:

For and On Behalf of **WELLAB Ltd.**


PATRICK TSE
Laboratory Manager

TEST REPORT

APPLICANT: Cinotech Consultants Limited
Room 1710, Technology Park,
18 On Lai Street,
Shatin, NT, Hong Kong

Test Report No.:	C/N/150821/4
Date of Issue:	2015-08-24
Date Received:	2015-08-21
Date Tested:	2015-08-21
Date Completed:	2015-08-24
Next Due Date:	2016-08-23

ATTN: Mr. W.K. Tang

Page: 1 of 1

Certificate of Calibration

Item for calibration:

Description	: Acoustical Calibrator
Manufacturer	: Brüel & Kjær
Model No.	: 4231
Serial No.	: 2412367
Equipment No.	: N-02-03

Test conditions:

Room Temperature	: 22 degree Celsius
Relative Humidity	: 54%

Methodology:

The Sound Level Calibrator has been calibrated in accordance with the documented procedures and using standard(s) and instrument(s) which are recommended by the manufacturer, or equivalent.

Results:

Sound Pressure Level (1kHz)	Measured SPL	Tolerance
At 94 dB SPL	94.0	94.0 ± 0.1 dB
At 114 dB SPL	114.0	114.0 ± 0.1 dB

PREPARED AND CHECKED BY:
For and On Behalf of **WELLAB Ltd.**


PATRICK TSE
Laboratory Manager

High-Volume TSP Sampler 5-POINT CALIBRATION DATA SHEET

File No. MA12051/57/0018

Station DMS-4 - Rhythm Garden, Block 1 Operator: WK
 Date: 2-Feb-16 Next Due Date: 1-Apr-16
 Equipment No.: A-01-57 Serial No. 2352

Ambient Condition			
Temperature, Ta (K)	281.2	Pressure, Pa (mmHg)	771

Orifice Transfer Standard Information					
Equipment No.:	A-04-06	Slope, mc (CFM)	0.0593	Intercept, bc	-0.02195
Last Calibration Date:	4-Feb-15	$mc \times Qstd + bc = [\Delta H \times (Pa/760) \times (298/Ta)]^{1/2}$			
Next Calibration Date:	3-Feb-16	$Qstd = \{[\Delta H \times (Pa/760) \times (298/Ta)]^{1/2} - bc\} / mc$			

Calibration of TSP Sampler					
Calibration Point	Orifice			HVS	
	ΔH (orifice), in. of water	$[\Delta H \times (Pa/760) \times (298/Ta)]^{1/2}$	Qstd (CFM) X - axis	ΔW (HVS), in. of water	$[\Delta W \times (Pa/760) \times (298/Ta)]^{1/2}$ Y-axis
1	11.7	3.55	60.22	7.8	2.90
2	9.8	3.25	55.14	6.5	2.64
3	7.6	2.86	48.60	5.2	2.36
4	5.3	2.39	40.65	3.4	1.91
5	3.2	1.85	31.67	1.9	1.43

By Linear Regression of Y on X

Slope, mw = 0.0514 Intercept, bw = -0.1799
 Correlation coefficient* = 0.9989

*If Correlation Coefficient < 0.990, check and recalibrate.

Set Point Calculation

From the TSP Field Calibration Curve, take Qstd = 43 CFM

From the Regression Equation, the "Y" value according to

$$mw \times Qstd + bw = [\Delta W \times (Pa/760) \times (298/Ta)]^{1/2}$$

Therefore, Set Point; $W = (mw \times Qstd + bw)^2 \times (760 / Pa) \times (Ta / 298) =$ 3.83

Remarks: _____

Conducted by: Wk Tang Signature: [Signature] Date: 2/2/16
 Checked by: [Signature] Signature: [Signature] Date: 2 February 2016



Equipment No A-04-06

TISCH ENVIRONMENTAL, INC.
 145 SOUTH MIAMI AVE
 VILLAGE OF CLEVELAND, OH
 45002
 513.467.9000
 877.263.7610 TOLL FREE
 513.467.9009 FAX

ORIFICE TRANSFER STANDARD CERTIFICATION WORKSHEET TE-5025A

Date - Feb 04, 2015 Roots-meter S/N 0438320 Ta (K) - 293
 Operator Tisch Orifice I.D. - 2896 Pa (mm) - 756.92

PLATE OR Run #	VOLUME START (m3)	VOLUME STOP (m3)	DIFF VOLUME (m3)	DIFF TIME (min)	METER	ORFICE
					DIFF Hg (mm)	DIFF H2O (in.)
1	NA	NA	1.00	1.4590	3.2	2.00
2	NA	NA	1.00	1.0330	6.4	4.00
3	NA	NA	1.00	0.9250	7.9	5.00
4	NA	NA	1.00	0.8800	8.8	5.50
5	NA	NA	1.00	0.7260	12.7	8.00

DATA TABULATION

Vstd	(x axis) Qstd	(y axis)	Va	(x axis) Qa	(y axis)
1.0086	0.6913	1.4233	0.9958	0.6825	0.8799
1.0044	0.9723	2.0129	0.9916	0.9599	1.2443
1.0023	1.0835	2.2505	0.9895	1.0697	1.3912
1.0011	1.1377	2.3603	0.9884	1.1231	1.4591
0.9959	1.3718	2.8467	0.9832	1.3542	1.7598

Qstd slope (m) = 2.09317 Qa slope (m) = 1.31071
 intercept (b) = -0.02195 intercept (b) = -0.01357
 coefficient (r) = 0.99997 coefficient (r) = 0.99997

y axis = $\text{SQRT}[\text{H2O}(\text{Pa}/760)(298/\text{Ta})]$

y axis = $\text{SQRT}[\text{H2O}(\text{Ta}/\text{Pa})]$

CALCULATIONS

$V_{std} = \text{Diff. Vol}[(\text{Pa} - \text{Diff. Hg})/760](298/\text{Ta})$

$Q_{std} = V_{std}/\text{Time}$

$V_a = \text{Diff Vol}[(\text{Pa} - \text{Diff Hg})/\text{Pa}]$

$Q_a = V_a/\text{Time}$

For subsequent flow rate calculations:

$Q_{std} = 1/m\{[\text{SQRT}(\text{H2O}(\text{Pa}/760)(298/\text{Ta}))] - b\}$

$Q_a = 1/m\{[\text{SQRT}(\text{H2O}(\text{Ta}/\text{Pa}))] - b\}$

APPENDIX D
IMPACT MONITORING SCHEDULE

**Shatin to Central Link – Contract 1106 Diamond Hill Station
Impact Air Quality and Noise Monitoring Schedule for March 2016**

Sunday	Monday	Tuesday	Wednesday	Thursday	Friday	Saturday
		1-Mar	2-Mar	3-Mar	4-Mar	5-Mar
		24 hr TSP	Noise			
6-Mar	7-Mar	8-Mar	9-Mar	10-Mar	11-Mar	12-Mar
	24 hr TSP	Noise			24 hr TSP	
13-Mar	14-Mar	15-Mar	16-Mar	17-Mar	18-Mar	19-Mar
	Noise			24 hr TSP		
20-Mar	21-Mar	22-Mar	23-Mar	24-Mar	25-Mar	26-Mar
			24 hr TSP	Noise		
27-Mar	28-Mar	29-Mar	30-Mar	31-Mar		
		24 hr TSP		Noise		

Air Quality Monitoring Station

DMS-4: - Rhythm Garden, Block 1

Noise Monitoring Station

NMS-CA-4: - Block 1, Rhythm Garden (north-eastern façade)

NMS-CA-5: - Block 1, Rhythm Garden (northern façade)

**Shatin to Central Link – Contract 1106 Diamond Hill Station
Tentative Impact Air Quality and Noise Monitoring Schedule for April 2016**

Sunday	Monday	Tuesday	Wednesday	Thursday	Friday	Saturday
					1-Apr	2-Apr
						24 hr TSP
3-Apr	4-Apr	5-Apr	6-Apr	7-Apr	8-Apr	9-Apr
			Noise		24 hr TSP	
10-Apr	11-Apr	12-Apr	13-Apr	14-Apr	15-Apr	16-Apr
	Noise			24 hr TSP		
17-Apr	18-Apr	19-Apr	20-Apr	21-Apr	22-Apr	23-Apr
	Noise		24 hr TSP			
24-Apr	25-Apr	26-Apr	27-Apr	28-Apr	29-Apr	30-Apr
		24 hr TSP	Noise			

The schedule may be changed due to unforeseen circumstances (adverse weather, etc)

Air Quality Monitoring Station

DMS-4: - Rhythm Garden, Block 1

Noise Monitoring Station

NMS-CA-4: - Block 1, Rhythm Garden (north-eastern façade)

NMS-CA-5: - Block 1, Rhythm Garden (northern façade)

**APPENDIX E
24-HOUR TSP MONITORING RESULTS
AND GRAPHICAL PRESENTATIONS**

Appendix E - 24-hour TSP Monitoring Results

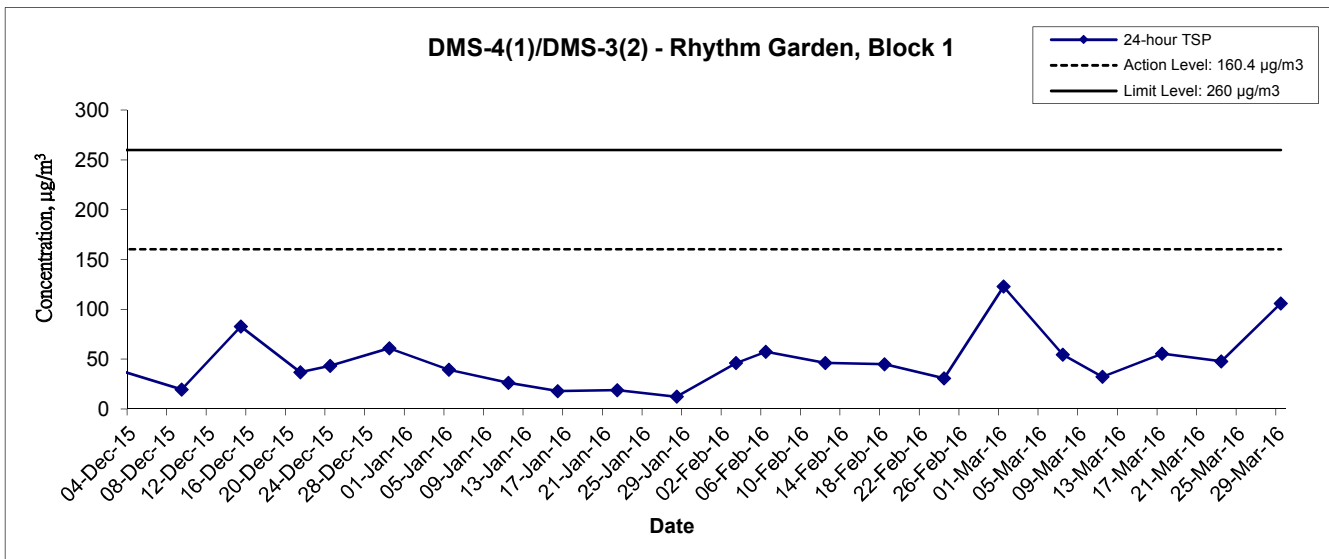
Location DMS-4(1)/DMS-3(2) - Rhythm Garden, Block 1

Sampling Date	Start Time	Weather Condition	Air Temp. (K)	Atmospheric Pressure, Pa (mmHg)	Filter Weight (g)		Particulate weight (g)	Elapse Time		Sampling Time(hrs.)	Flow Rate (m ³ /min.)		Av. flow (m ³ /min)	Total vol. (m ³)	Conc. (µg/m ³)
					Initial	Final		Initial	Final		Initial	Final			
1-Mar-16	9:00	Cloudy	290.4	772.9	3.2886	3.5004	0.2118	5444.5	5468.5	24.0	1.20	1.20	1.20	1721.5	123.0
7-Mar-16	9:00	Cloudy	291.5	765.0	3.2706	3.3641	0.0935	5468.5	5492.5	24.0	1.19	1.19	1.19	1710.4	54.7
11-Mar-16	9:00	Cloudy	283.5	771.2	3.2807	3.3371	0.0564	5516.5	5540.5	24.0	1.21	1.21	1.21	1738.8	32.4
17-Mar-16	9:00	Cloudy	289.7	765.1	3.2383	3.3337	0.0954	5540.5	5564.5	24.0	1.19	1.19	1.19	1715.3	55.6
23-Mar-16	9:00	Cloudy	290.8	769.8	3.3027	3.3848	0.0821	5564.5	5588.5	24.0	1.19	1.19	1.19	1717.2	47.8
29-Mar-16	9:00	Sunny	290.4	769.8	3.3462	3.5283	0.1821	5588.5	5612.5	24.0	1.19	1.19	1.19	1718.3	106.0
														Min	32.4
														Max	123.0
														Average	69.9

Remarks:

- (1) ASR ID as identified in approved EM&A Manual / EIA Report for SCL(TAW-HUH).
- (2) ASR ID as identified in approved EM&A Manual / EIA Report for SCL(HHS).

24-hour TSP Concentration Levels



Remarks:

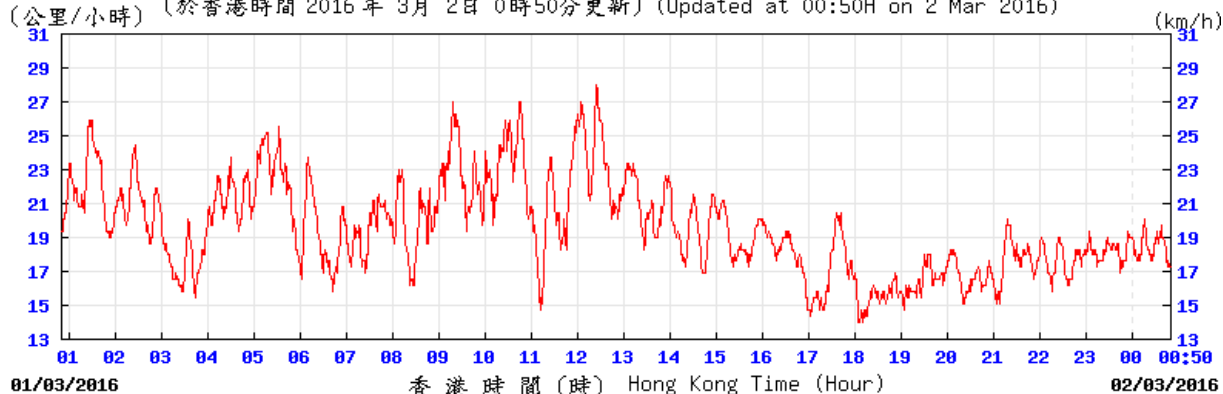
- (1) ASR ID as identified in approved EM&A Manual / EIA Report for SCL(TAW-HUH).
- (2) ASR ID as identified in approved EM&A Manual / EIA Report for SCL(HHS).

Title Shatin to Central Link – Contract 1106 Diamond Hill Station Graphical Presentation of 24-hour TSP Monitoring Results	Scale N.T.S	Project No. MA12051	CINOTECH
	Date Mar 16	Appendix E	

Average wind speed obtained from the meteorological station at Kai Tak from the Hong Kong Observatory (HKO)

1-2 March 2016

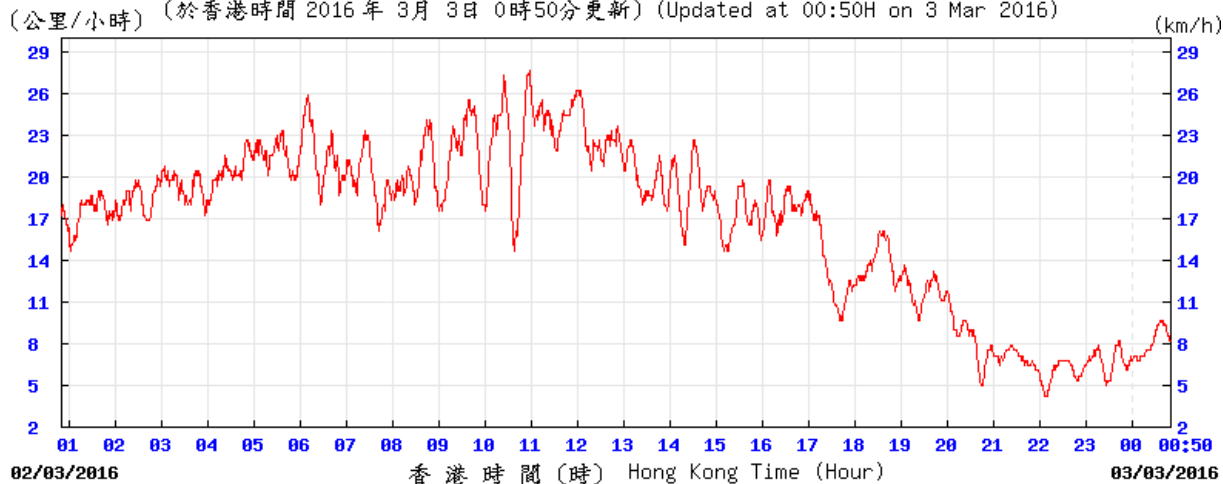
(公里/小時) (於香港時間 2016 年 3 月 2 日 0 時 50 分更新) (Updated at 00:50H on 2 Mar 2016)



SEC

© 香港天文台 Hong Kong Observatory

(公里/小時) (於香港時間 2016 年 3 月 3 日 0 時 50 分更新) (Updated at 00:50H on 3 Mar 2016)

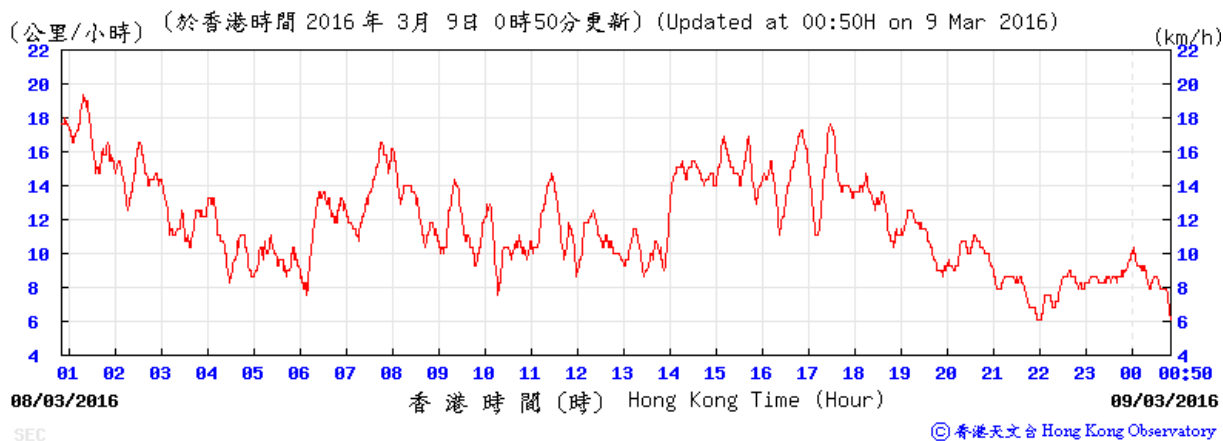
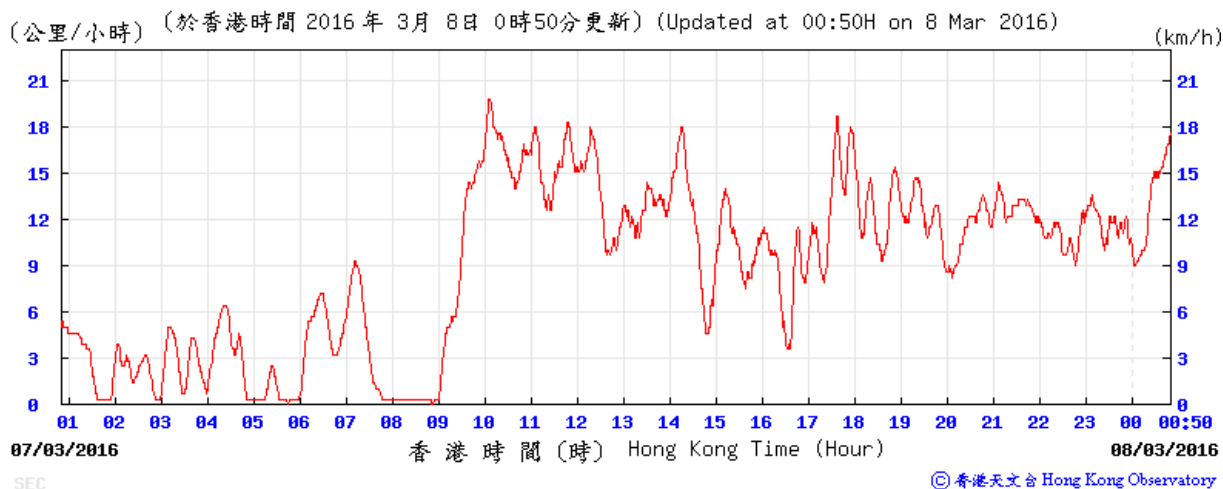


SEC

© 香港天文台 Hong Kong Observatory

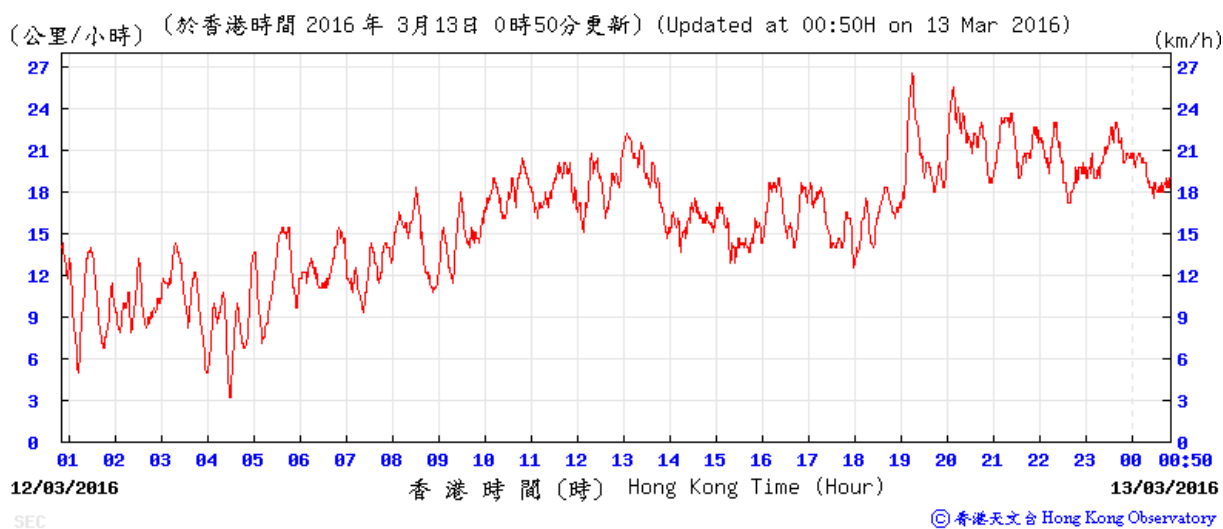
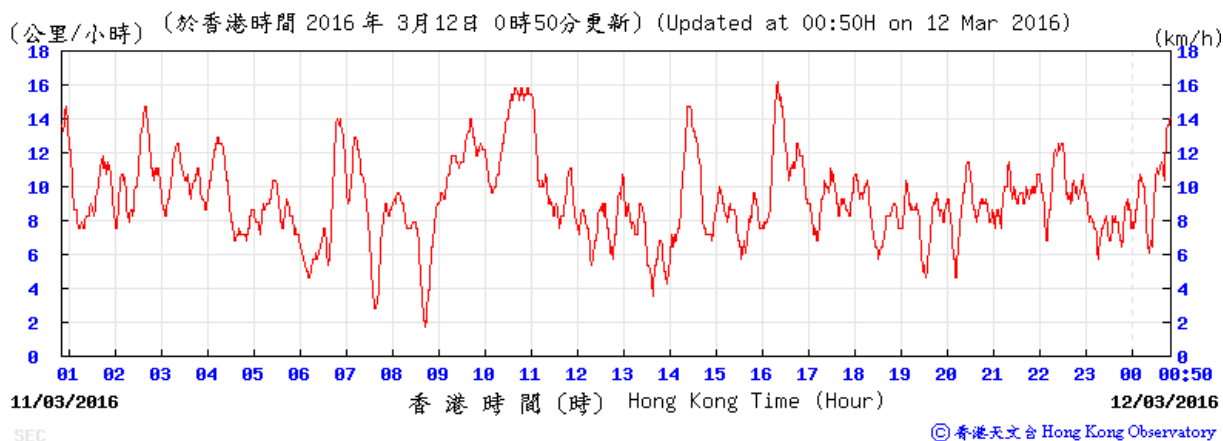
Average wind speed obtained from the meteorological station at Kai Tak from the Hong Kong Observatory (HKO)

7-8 March 2016



Average wind speed obtained from the meteorological station at Kai Tak from the Hong Kong Observatory (HKO)

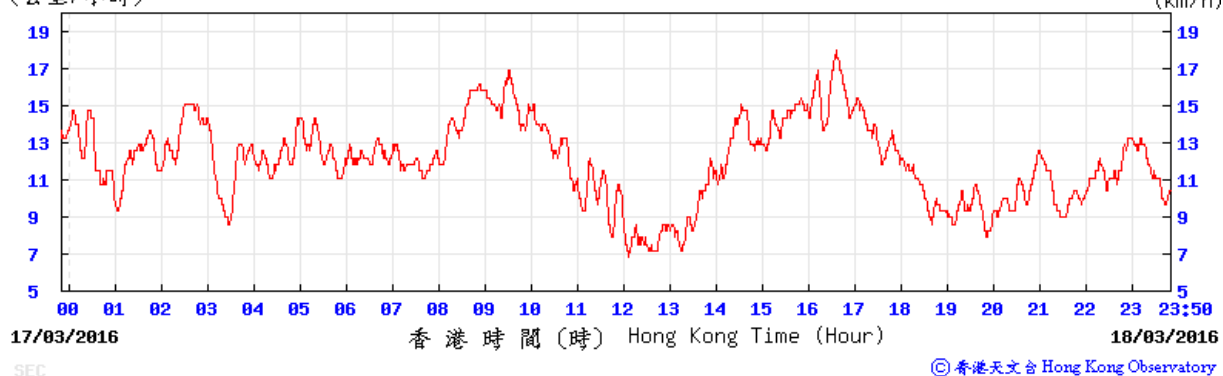
11-12 March 2016



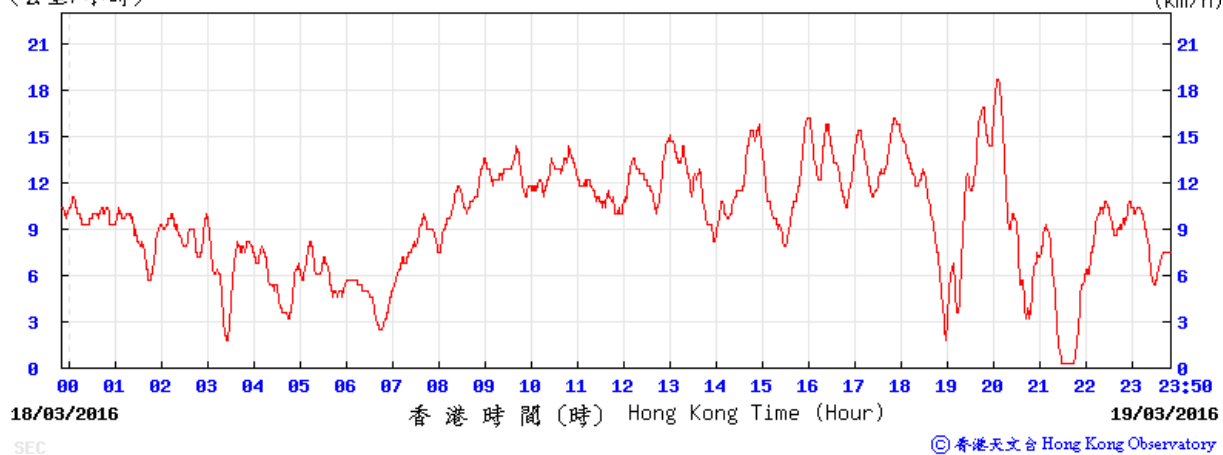
Average wind speed obtained from the meteorological station at Kai Tak from the Hong Kong Observatory (HKO)

17-18 March 2016

(公里/小時) (於香港時間 2016 年 3 月 18 日 23 時 50 分更新) (Updated at 23:50H on 18 Mar 2016) (km/h)

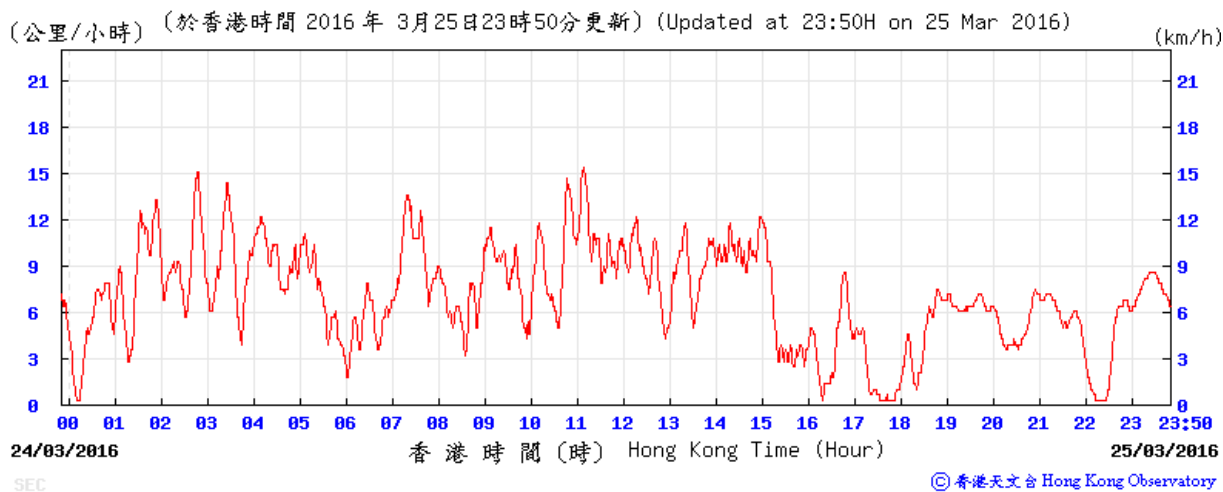
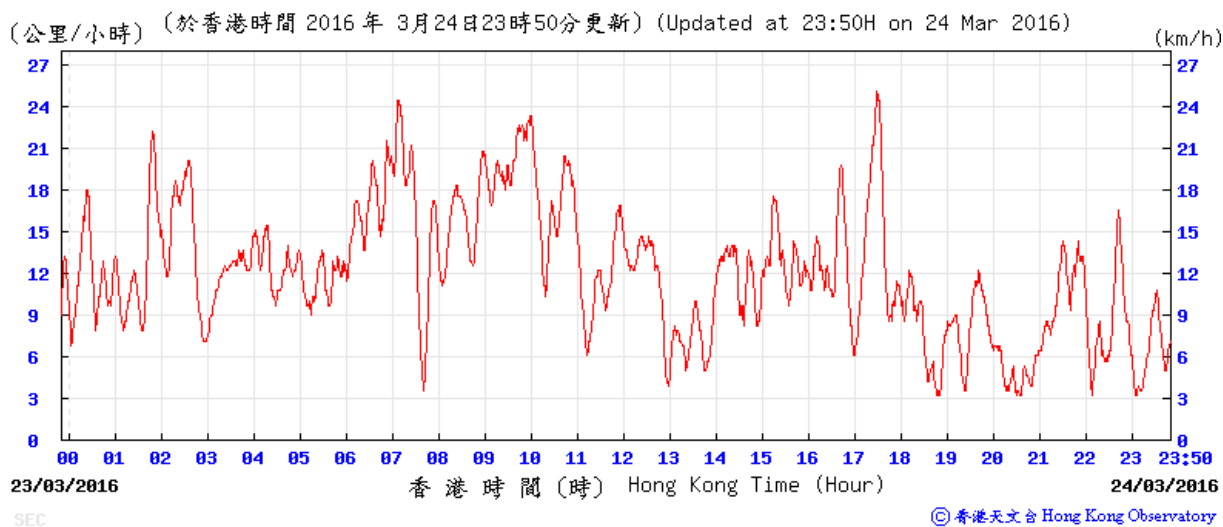


(公里/小時) (於香港時間 2016 年 3 月 19 日 23 時 50 分更新) (Updated at 23:50H on 19 Mar 2016) (km/h)



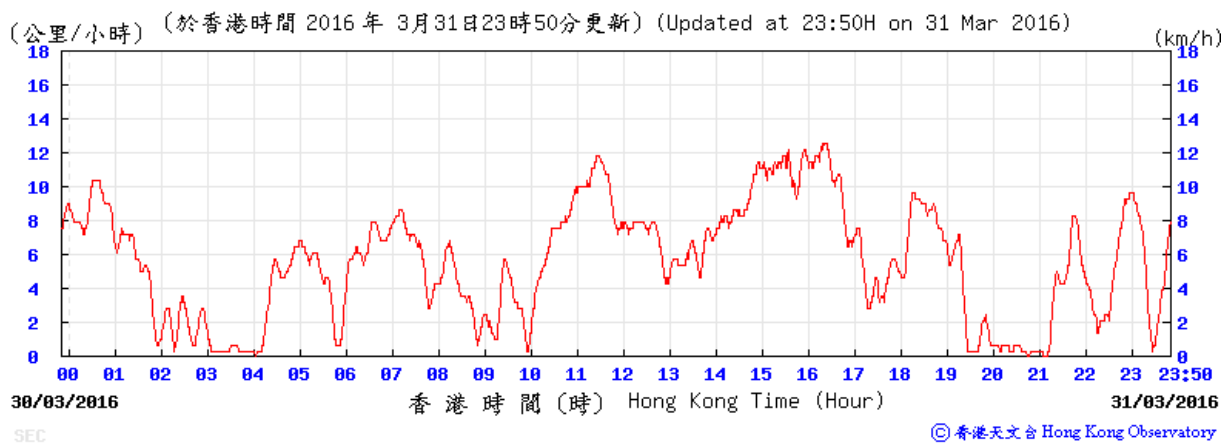
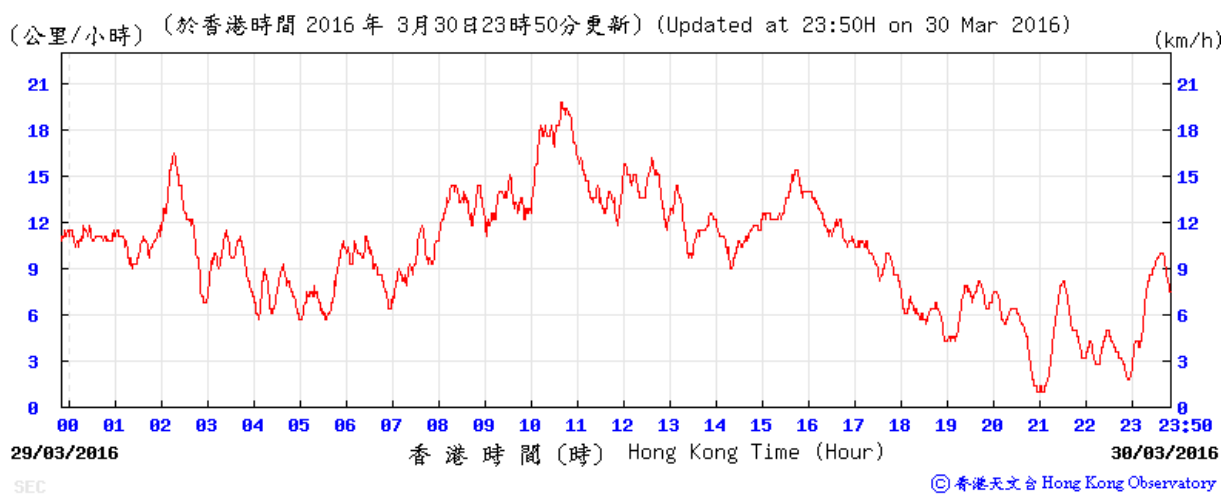
Average wind speed obtained from the meteorological station at Kai Tak from the Hong Kong Observatory (HKO)

23-24 February 2016



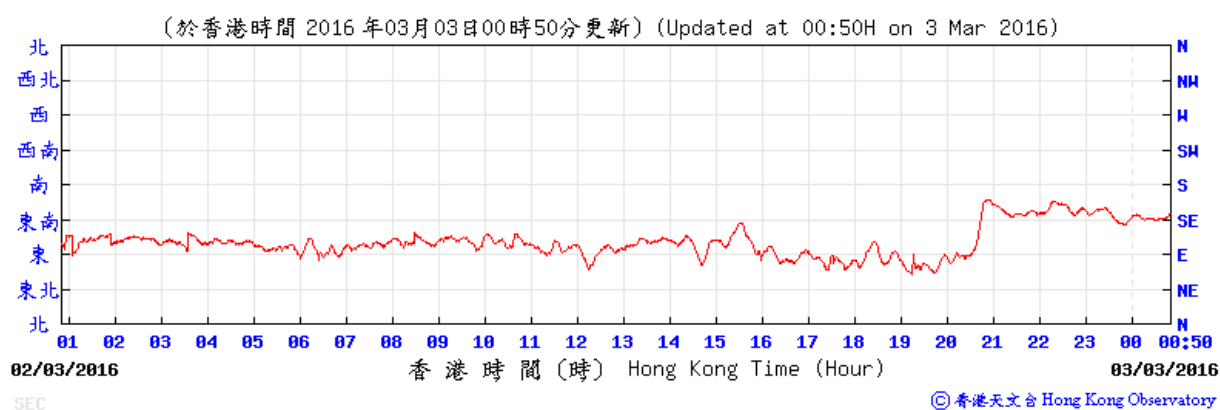
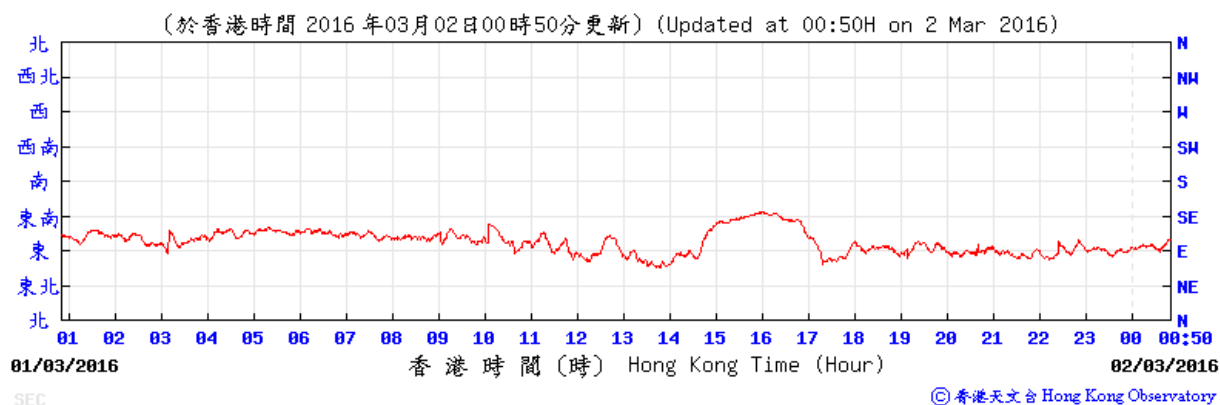
Average wind speed obtained from the meteorological station at Kai Tak from the Hong Kong Observatory (HKO)

29-30 March 2016



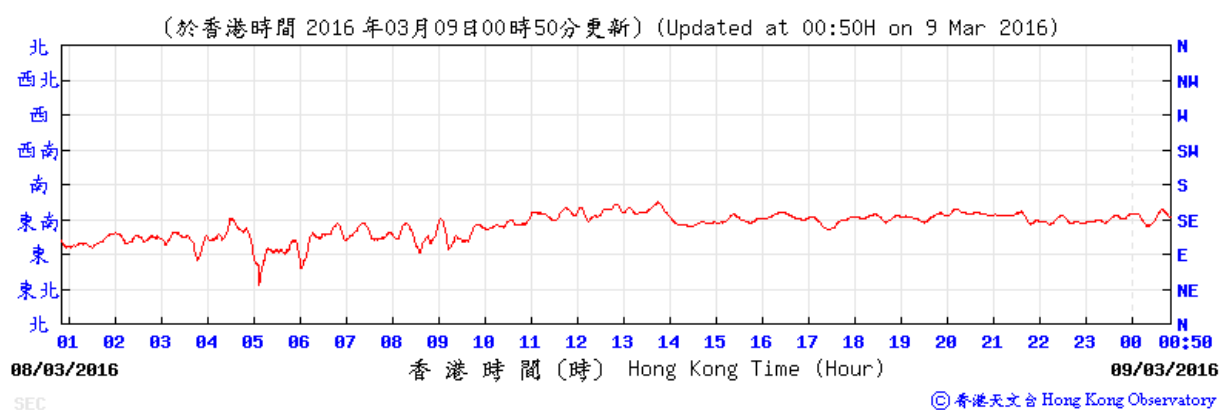
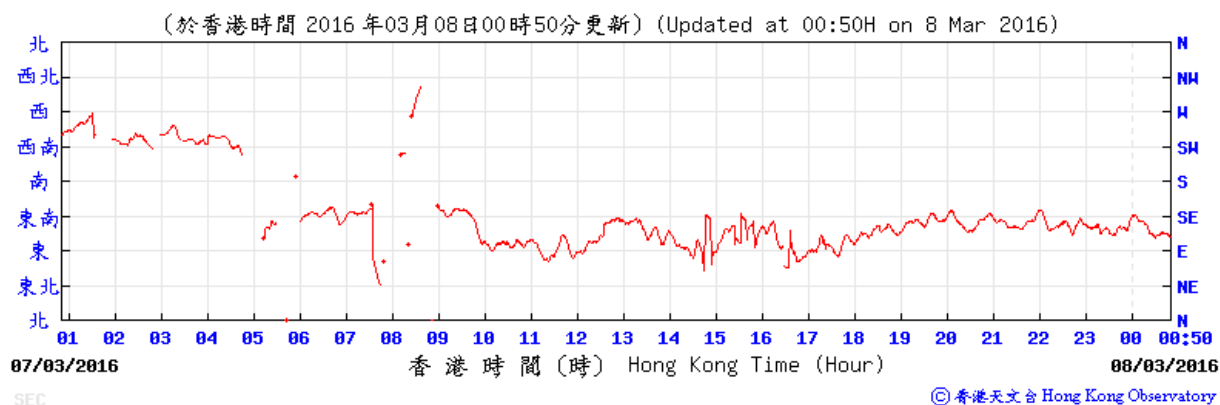
Wind direction obtained from the meteorological station at Kai Tak from the Hong Kong Observatory (HKO)

1-2 March 2016



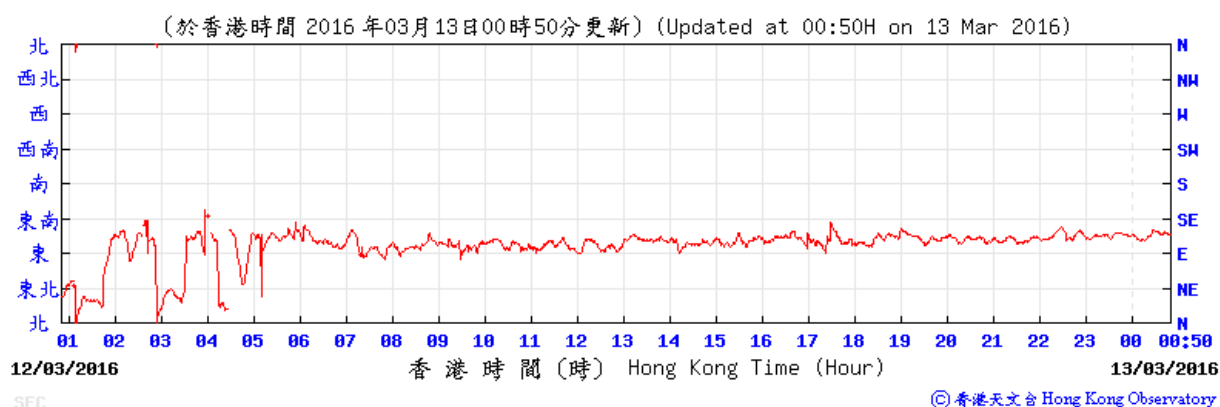
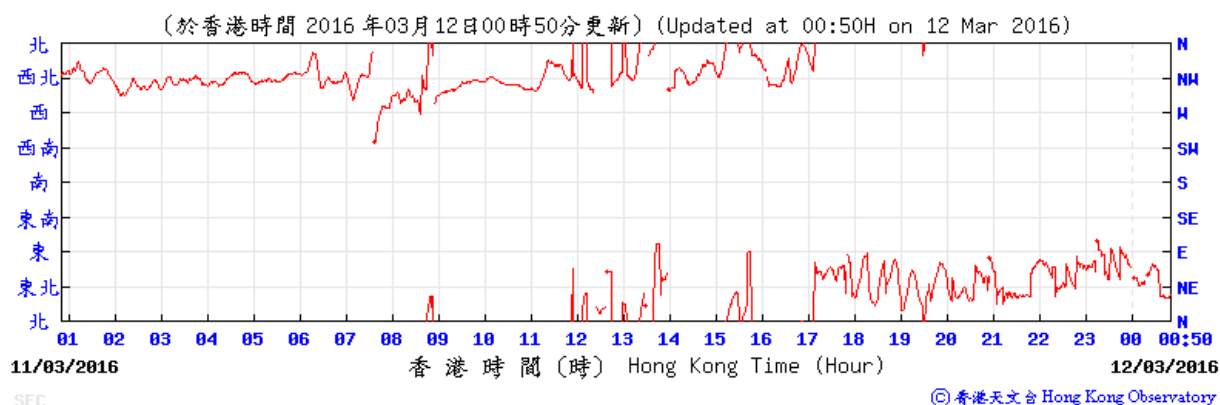
Wind direction obtained from the meteorological station at Kai Tak from the Hong Kong Observatory (HKO)

7-8 March 2016



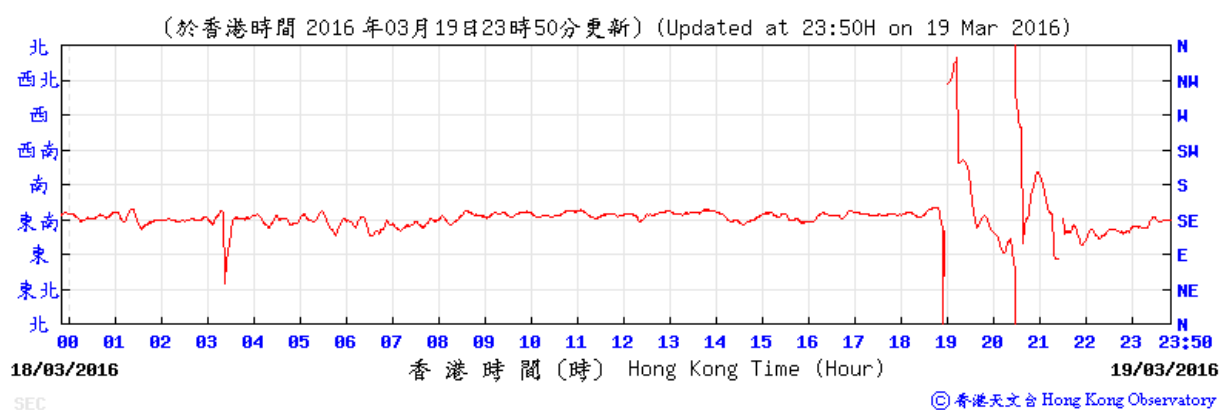
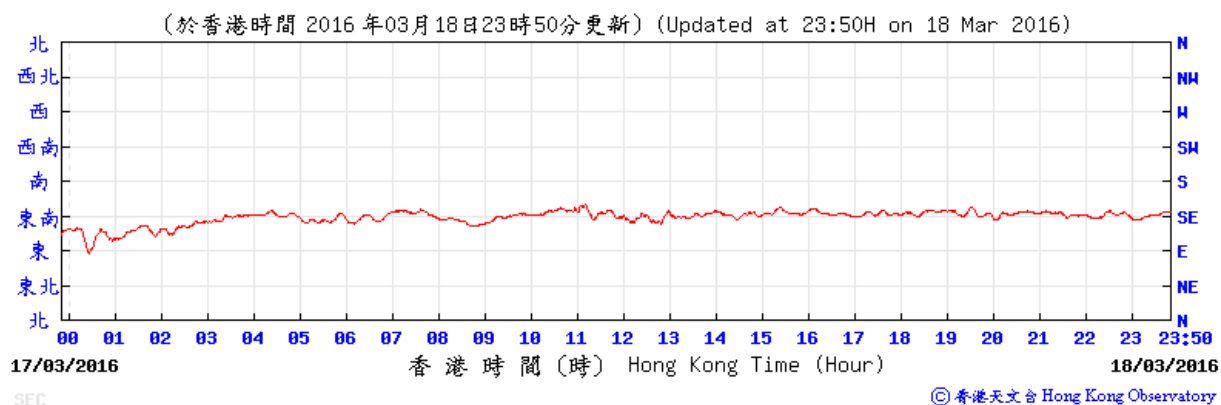
Wind direction obtained from the meteorological station at Kai Tak from the Hong Kong Observatory (HKO)

11-12 March 2016



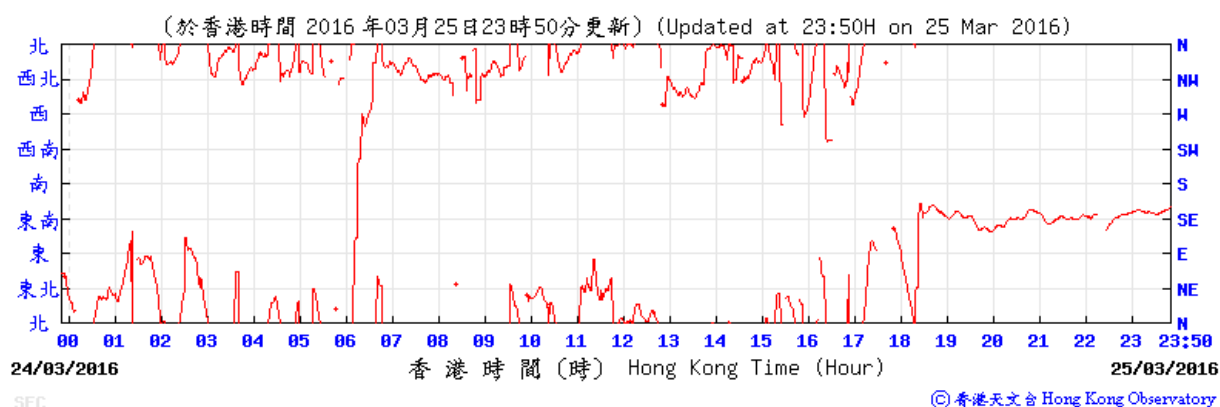
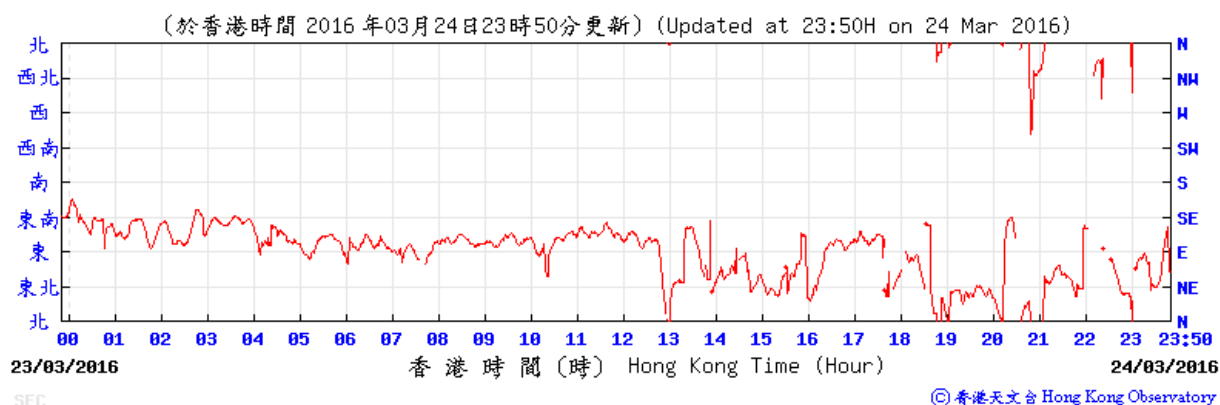
Wind direction obtained from the meteorological station at Kai Tak from the Hong Kong Observatory (HKO)

17-18 March 2016



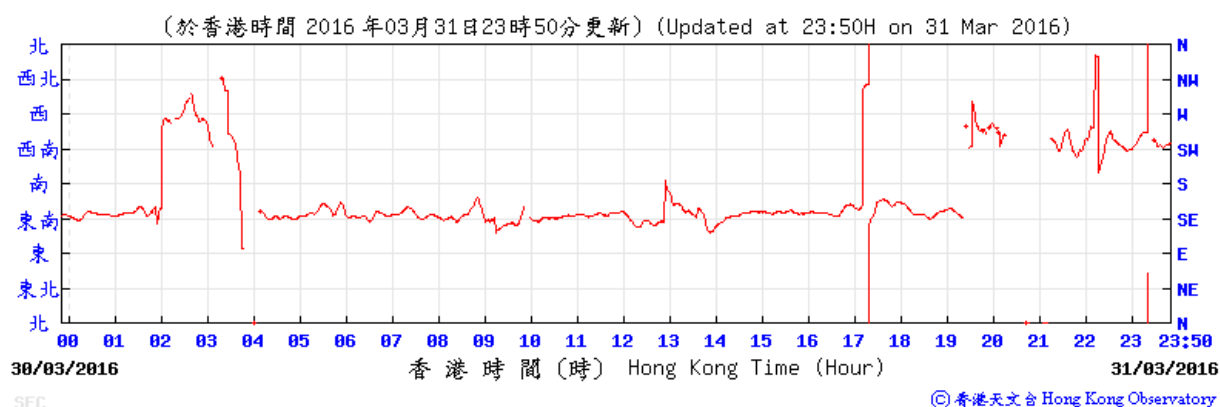
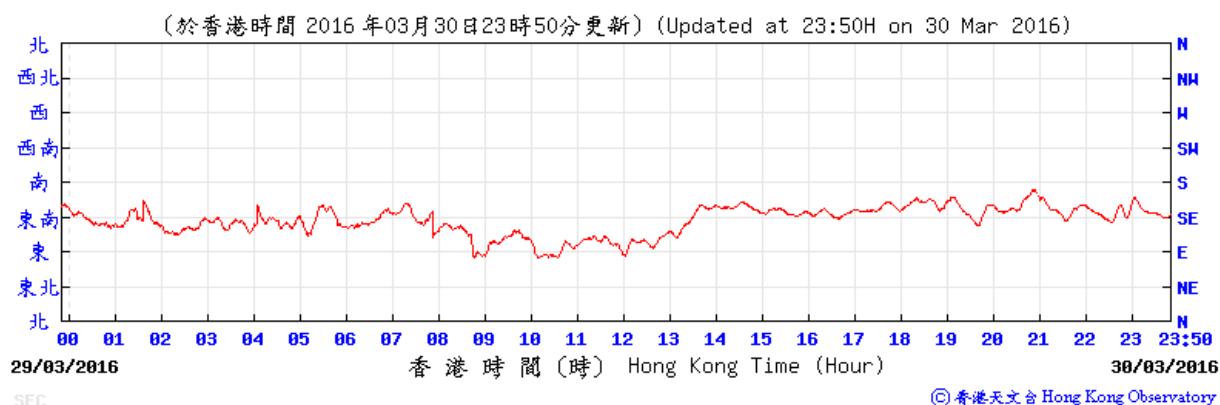
Wind direction obtained from the meteorological station at Kai Tak from the Hong Kong Observatory (HKO)

23-24 March 2016



Wind direction obtained from the meteorological station at Kai Tak from the Hong Kong Observatory (HKO)

29-30 March 2016



**APPENDIX F
NOISE MONITORING RESULTS AND
GRAPHICAL PRESENTATIONS**

Appendix F - Noise Monitoring Results

Location NMS-CA-4(1)/NMS-CA-3(2) - Block 1, Rhythm Garden (north-eastern façade)								
Date	Weather	Time	Unit: dB (A) (5-min)			Average	Baseline Level	Construction Noise Level
			L _{eq}	L ₁₀	L ₉₀	L _{eq}	L _{eq}	L _{eq}
2-Mar-16	Sunny	11:30	71.1	72.3	69.3	71.1	71	54.7
		11:35	71.1	72.3	69.1			
		11:40	71.0	72.2	69.2			
		11:45	71.1	72.2	69.0			
		11:50	71.0	72.1	69.4			
		11:55	71.2	72.5	69.2			
8-Mar-16	Cloudy	11:05	72.5	73.6	71.3	72.3	71	66.4
		11:10	72.6	73.6	71.7			
		11:15	72.0	73.2	70.5			
		11:20	72.6	73.6	71.5			
		11:25	71.4	73.5	71.1			
		11:30	72.5	73.5	71.4			
14-Mar-16	Cloudy	9:35	73.5	74.8	72.1	73.5	71	69.9
		9:40	73.6	74.9	72.4			
		9:45	73.5	74.8	72.4			
		9:50	73.5	74.9	72.2			
		9:55	73.4	74.8	72.3			
		10:00	73.5	74.9	72.0			
24-Mar-16	Cloudy	14:30	69.6	70.9	68.1	69.5	71	69.5 Measured ≤ Baseline Level
		14:35	69.6	70.7	68.1			
		14:40	69.4	70.7	68.2			
		14:45	69.5	70.2	68.3			
		14:50	69.5	70.8	68.2			
		14:55	69.4	70.4	68.3			
31-Mar-16	Cloudy	14:05	72.3	73.5	71.0	72.5	71	67.2
		14:10	72.5	73.7	71.1			
		14:15	72.4	73.7	70.7			
		14:20	72.6	74.1	70.8			
		14:25	72.9	74.3	71.1			
		14:30	72.3	73.6	71.0			

Remarks:

- (1) Station ID as identified in approved EM&A Manual / EIA Report for SCL(TAW-HUH).
- (2) Station ID as identified in approved EM&A Manual / EIA Report for SCL(HHS).

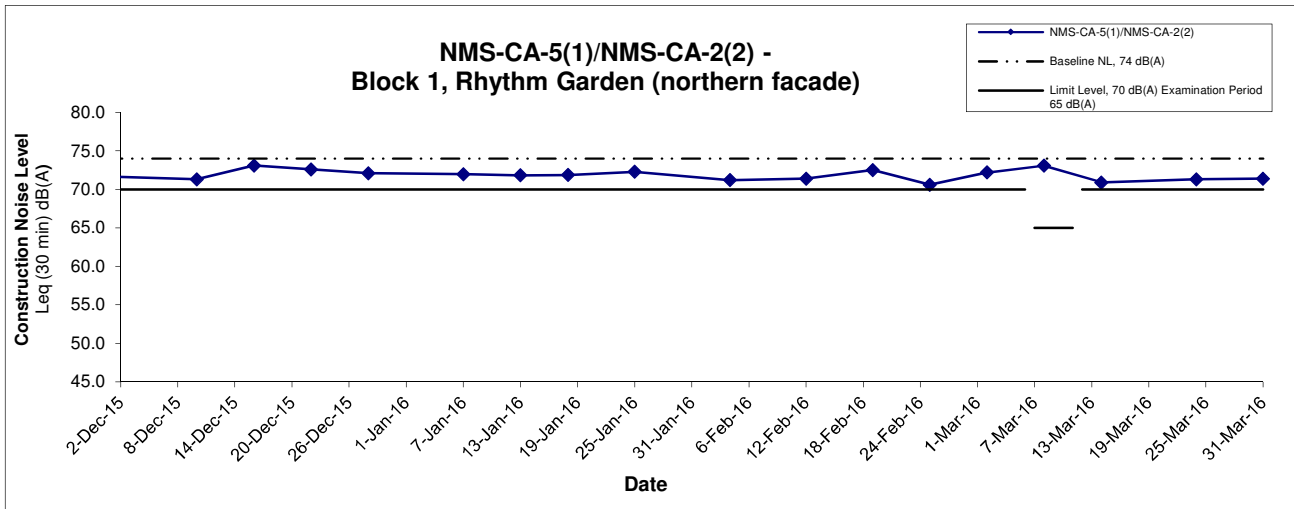
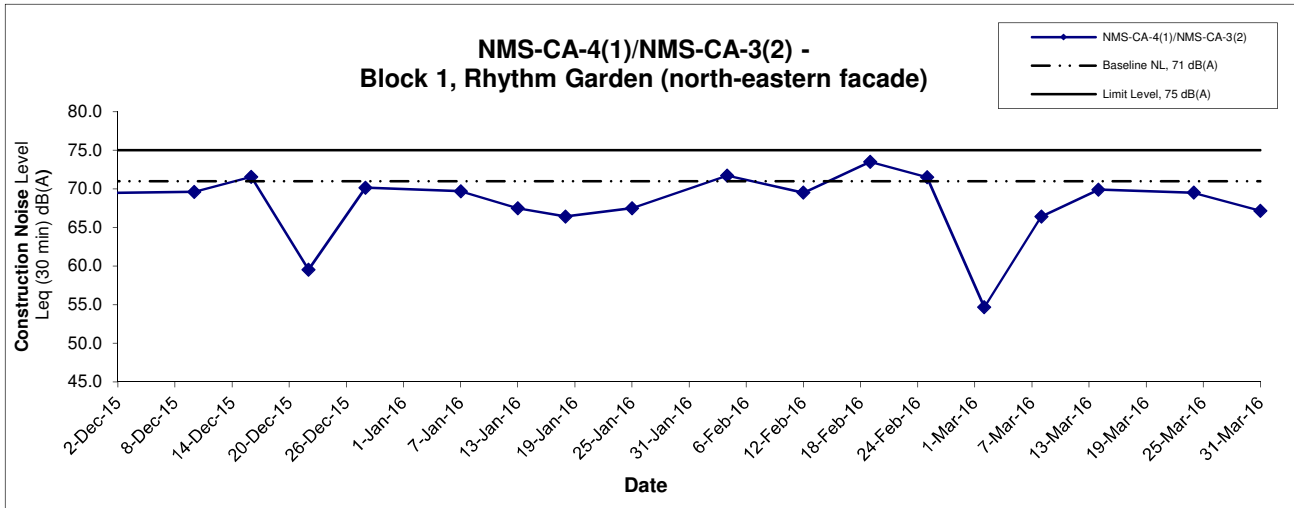
Appendix F - Noise Monitoring Results

Location NMS-CA-5(1)/NMS-CA-2(2) - Block 1, Rhythm Garden (northern façade)								
Date	Weather	Time	Unit: dB (A) (5-min)			Average	Baseline Level	Construction Noise Level
			L _{eq}	L ₁₀	L ₉₀	L _{eq}	L _{eq}	L _{eq}
2-Mar-16	Sunny	11:00	72.2	73.5	70.6	72.2	74	72.2 Measured ≤ Baseline Level
		11:05	72.1	73.3	70.6			
		11:10	72.3	73.5	70.8			
		11:15	72.0	73.6	70.7			
		11:20	72.1	73.4	70.5			
		11:25	72.2	73.5	70.6			
8-Mar-16	Cloudy	10:30	73.3	74.5	71.9	73.1	74	73.1 Measured ≤ Baseline Level
		10:35	72.9	74.0	71.9			
		10:40	73.3	74.6	71.8			
		10:45	72.6	74.0	70.9			
		10:50	73.1	74.4	71.3			
		10:55	73.3	74.7	71.8			
14-Mar-16	Cloudy	9:00	70.8	72.0	69.2	70.9	74	70.9 Measured ≤ Baseline Level
		9:05	71.0	72.3	69.3			
		9:10	70.9	72.0	69.2			
		9:15	70.9	72.1	69.2			
		9:20	70.8	72.4	69.3			
		9:25	70.7	72.1	69.4			
24-Mar-16	Cloudy	15:00	71.2	72.4	70.5	71.3	74	71.3 Measured ≤ Baseline Level
		15:05	71.5	72.7	70.2			
		15:10	71.3	72.4	70.1			
		15:15	71.4	72.3	70.2			
		15:20	71.3	72.3	70.3			
		15:25	71.2	72.1	70.2			
31-Mar-16	Cloudy	13:30	70.3	71.7	68.9	71.4	74	71.4 Measured ≤ Baseline Level
		13:35	71.9	73.5	70.0			
		13:40	71.6	72.8	69.5			
		13:45	71.4	72.8	69.6			
		13:50	71.6	72.9	69.9			
		13:55	71.5	72.9	69.7			

Remarks:

- (1) Station ID as identified in approved EM&A Manual / EIA Report for SCL(TAW-HUH).
- (2) Station ID as identified in approved EM&A Manual / EIA Report for SCL(HHS).

Noise Levels



Remarks:

- (1) Station ID as identified in approved EM&A Manual / EIA Report for SCL(TAW-HUH).
- (2) Station ID as identified in approved EM&A Manual / EIA Report for SCL(HHS).
- (3) In case of Measured Level \leq Baseline Level, only Measured Level is presented on the graphical presentation.

Title	Shatin to Central Link - Contract 1106 - Diamond Hill Station	Scale	Project No.	CINOTECH
	Graphical Presentation of Construction Noise Monitoring Results	N.T.S	MA12051	
		Date	Appendix	
		Mar 16	F	

APPENDIX G
SUMMARY OF EXCEEDANCE

APPENDIX G – SUMMARY OF EXCEEDANCE

Reporting Month: March 2016

a) Exceedance Report for Dust Monitoring (NIL)

b) Exceedance Report for Noise Monitoring (NIL)

APPENDIX H
SITE AUDIT SUMMARY

**Shatin to Central Link -
Contract 1106 Diamond Hill Station**



Record Summary of Environmental Site Inspection

Inspection Information

Checklist Reference Number	160303
Date	3 March 2016 (Thursday)
Time	13:30 – 15:00

Ref. No.	Non-Compliance	Related Item No.
-	None identified	-

Ref. No.	Remarks/Observations	Related Item No.
160303-O01	<p>Part B – Water Quality</p> <ul style="list-style-type: none"> No environmental deficiency was identified during the site inspection. <p>Part C – Ecology</p> <ul style="list-style-type: none"> No environmental deficiency was identified during the site inspection. <p>Part D – Landscape & Visual</p> <ul style="list-style-type: none"> Construction materials was observed near the existing trees in W8 area but the relocation of construction material was in progress. The contractor was reminded to relocate all the construction material properly as soon as possible. <p>Part E – Air Quality</p> <ul style="list-style-type: none"> No environmental deficiency was identified during the site inspection. <p>Part F – Cultural Heritage</p> <ul style="list-style-type: none"> No environmental deficiency was identified during the site inspection. <p>Part G – Construction Noise Impact</p> <ul style="list-style-type: none"> No environmental deficiency was identified during the site inspection. 	D 3
160303-R02	<p>Part H – Waste/Chemical Management</p> <ul style="list-style-type: none"> The contractor was reminded to remove the construction waste found near the concrete batching facility. <p>Part I – Permits/Licenses</p> <ul style="list-style-type: none"> No environmental deficiency was identified during the site inspection. <p>Part J – Others</p> <ul style="list-style-type: none"> Follow-up on previous audit section (Ref. No.: 160225), item 160225-O01 and 160225-R02 was remarked as 160303-O01 and 160303-R02 respectively, and follow up action is needed to be reviewed. 	H 1iv, H 4iii

	Name	Signature	Date
Recorded by	Benjamin Wong		3 March 2016
Checked by	Dr. Priscilla Choy		3 March 2016

Shatin to Central Link -

Contract 1106 Diamond Hill Station



Record Summary of Environmental Site Inspection

Inspection Information

Checklist Reference Number	160310
Date	10 March 2016 (Thursday)
Time	13:30 – 14:30

Ref. No.	Non-Compliance	Related Item No.
-	None identified	-

Ref. No.	Remarks/Observations	Related Item No.
160310-O01	<p>Part B – Water Quality</p> <ul style="list-style-type: none"> No environmental deficiency was identified during the site inspection. <p>Part C – Ecology</p> <ul style="list-style-type: none"> No environmental deficiency was identified during the site inspection. <p>Part D – Landscape & Visual</p> <ul style="list-style-type: none"> Construction material was observed near retained trees in W8 area and the tree near exit B at Lung Cheung Road was not properly fenced off. The Contractor was reminded to properly setup and maintain the tree protection zone and re-locate the construction material as soon as possible. <p>Part E – Air Quality</p> <ul style="list-style-type: none"> No environmental deficiency was identified during the site inspection. <p>Part F – Cultural Heritage</p> <ul style="list-style-type: none"> No environmental deficiency was identified during the site inspection. <p>Part G – Construction Noise Impact</p> <ul style="list-style-type: none"> No environmental deficiency was identified during the site inspection. 	D 2, D 3
160310-R02	<p>Part H – Waste/Chemical Management</p> <ul style="list-style-type: none"> The contractor was reminded to remove the construction waste found near the MBME. <p>Part I – Permits/Licenses</p> <ul style="list-style-type: none"> No environmental deficiency was identified during the site inspection. <p>Part J – Others</p> <ul style="list-style-type: none"> Follow-up on previous audit section (Ref. No.: 160303), item 160303-O01 and 160303-R02 was remarked as 160310-O01 and 160310-R02 respectively, and follow up action is needed to be reviewed. 	H 1iv, H 4iii

	Name	Signature	Date
Recorded by	Benjamin Wong		10 March 2016
Checked by	Dr. Priscilla Choy		10 March 2016

**Shatin to Central Link -
Contract 1106 Diamond Hill Station**



Record Summary of Environmental Site Inspection

Inspection Information

Checklist Reference Number	160317
Date	17 March 2016 (Thursday)
Time	09:30-10:30

Ref. No.	Non-Compliance	Related Item No.
-	None identified	-

Ref. No.	Remarks/Observations	Related Item No.
160317-001	<p>Part B – Water Quality</p> <ul style="list-style-type: none"> No environmental deficiency was identified during the site inspection. <p>Part C – Ecology</p> <ul style="list-style-type: none"> No environmental deficiency was identified during the site inspection. <p>Part D – Landscape & Visual</p> <ul style="list-style-type: none"> Construction material was observed near retained trees in W8 area and on the planter in A1 entrance. The Contractor was reminded to relocate the construction material as soon as possible and properly protect the tree. <p>Part E – Air Quality</p> <ul style="list-style-type: none"> No environmental deficiency was identified during the site inspection. <p>Part F – Cultural Heritage</p> <ul style="list-style-type: none"> No environmental deficiency was identified during the site inspection. <p>Part G – Construction Noise Impact</p> <ul style="list-style-type: none"> No environmental deficiency was identified during the site inspection. 	D 3
160317-R02	<p>Part H – Waste/Chemical Management</p> <ul style="list-style-type: none"> To remove the general refuse in the catch pit near the Gate 1 to avoid accumulation. <p>Part I – Permits/Licenses</p> <ul style="list-style-type: none"> No environmental deficiency was identified during the site inspection. <p>Part J – Others</p> <ul style="list-style-type: none"> Follow-up on previous audit section (Ref. No.: 160310), item 160310-001 was remarked as 160317-001 and follow up action is needed to be reviewed. 	B 19

	Name	Signature	Date
Recorded by	Benjamin Wong		17 March 2016
Checked by	Dr. Priscilla Choy		17 March 2016

**Shatin to Central Link -
Contract 1106 Diamond Hill Station**



Record Summary of Environmental Site Inspection

Inspection Information

Checklist Reference Number	160324
Date	24 March 2016 (Thursday)
Time	13:30-14:30

Ref. No.	Non-Compliance	Related Item No.
-	None identified	-

Ref. No.	Remarks/Observations	Related Item No.
160324-R02	<p>Part B – Water Quality</p> <ul style="list-style-type: none"> The Contractor was reminded to improve the waste water treatment system to ensure the effluent quality would comply with the discharge license before any discharge was made. 	B 7
160324-O01	<p>Part C – Ecology</p> <ul style="list-style-type: none"> No environmental deficiency was identified during the site inspection. <p>Part D – Landscape & Visual</p> <ul style="list-style-type: none"> Construction material was observed near retained trees in W8 area and on the planter in A1 entrance. The Contractor was reminded to relocate the construction material as soon as possible and properly protect the tree. <p>Part E – Air Quality</p> <ul style="list-style-type: none"> No environmental deficiency was identified during the site inspection. <p>Part F – Cultural Heritage</p> <ul style="list-style-type: none"> No environmental deficiency was identified during the site inspection. <p>Part G – Construction Noise Impact</p> <ul style="list-style-type: none"> No environmental deficiency was identified during the site inspection. <p>Part H – Waste/Chemical Management</p> <ul style="list-style-type: none"> No environmental deficiency was identified during the site inspection. <p>Part I – Permits/Licenses</p> <ul style="list-style-type: none"> No environmental deficiency was identified during the site inspection. <p>Part J – Others</p> <ul style="list-style-type: none"> Follow-up on previous audit section (Ref. No.: 160317), item 160317-O01 was remarked as 160324-O01 and follow up action is needed to be reviewed. 	D 3

	Name	Signature	Date
Recorded by	Benjamin Wong		24 March 2016
Checked by	Dr. Priscilla Choy		24 March 2016

**Shatin to Central Link -
Contract 1106 Diamond Hill Station**



Record Summary of Environmental Site Inspection

Inspection Information

Checklist Reference Number	160331
Date	31 March 2016 (Thursday)
Time	13:30-14:30

Ref. No.	Non-Compliance	Related Item No.
-	None identified	-

Ref. No.	Remarks/Observations	Related Item No.
160331-001	<p>Part B – Water Quality</p> <ul style="list-style-type: none"> No environmental deficiency was identified during the site inspection. <p>Part C – Ecology</p> <ul style="list-style-type: none"> No environmental deficiency was identified during the site inspection. <p>Part D – Landscape & Visual</p> <ul style="list-style-type: none"> Construction materials were observed stored near the retained trees in Area W8 and A1 Entrance, and the retained trees near the bar bending yards was found not fenced off properly. The Contractor was reminded to fence off the retained trees properly and relocate the construction material away from the tree as soon as possible. <p>Part E – Air Quality</p> <ul style="list-style-type: none"> No environmental deficiency was identified during the site inspection. <p>Part F – Cultural Heritage</p> <ul style="list-style-type: none"> No environmental deficiency was identified during the site inspection. <p>Part G – Construction Noise Impact</p> <ul style="list-style-type: none"> No environmental deficiency was identified during the site inspection. <p>Part H – Waste/Chemical Management</p> <ul style="list-style-type: none"> No environmental deficiency was identified during the site inspection. <p>Part I – Permits/Licenses</p> <ul style="list-style-type: none"> No environmental deficiency was identified during the site inspection. <p>Part J – Others</p> <ul style="list-style-type: none"> Follow-up on previous audit section (Ref. No.: 160324), item 160324-001 was remarked as 160331-001 and follow up action is needed to be reviewed. 	D 2, D 3

	Name	Signature	Date
Recorded by	Benjamin Wong		31 March 2016
Checked by	Dr. Priscilla Choy		31 March 2016

**APPENDIX I
EVENT AND ACTION PLANS**

Event and Action Plan for Air Quality Monitoring during Construction Phase

EVENT	ACTION			
	Works Contract 1106 ET	IEC	ER	CONTRACTOR
ACTION LEVEL				
1. Exceedance for one sample	<ol style="list-style-type: none"> 1. Inform the IEC, Contractor and ER; 2. Discuss with the Contractor, IEC and ER on the remedial measures required; 3. Repeat measurement to confirm findings; 4. Increase monitoring frequency 	<ol style="list-style-type: none"> 1. Check monitoring data submitted by the ET; 2. Check Contractor's working method; 3. Review and advise the ET and ER on the effectiveness of the proposed remedial measures. 	<ol style="list-style-type: none"> 1. Confirm receipt of notification of exceedance in writing; 	<ol style="list-style-type: none"> 1. Identify source(s), investigate the causes of exceedance and propose remedial measures; 2. Implement remedial measures; 3. Amend working methods agreed with the ER as appropriate.
2. Exceedance for two or more consecutive samples	<ol style="list-style-type: none"> 1. Inform the IEC, Contractor and ER; 2. Discuss with the ER, IEC and Contractor on the remedial measures required; 3. Repeat measurements to confirm findings; 4. Increase monitoring frequency to daily; 5. If exceedance continues, arrange meeting with the IEC, ER and Contractor; 6. If exceedance stops, cease additional monitoring 	<ol style="list-style-type: none"> 1. Check monitoring data submitted by the ET; 2. Check Contractor's working method; 3. Review and advise the ET and ER on the effectiveness of the proposed remedial measures. 	<ol style="list-style-type: none"> 1. Confirm receipt of notification of exceedance in writing; 2. Notify the Contractor, IEC and ET; 3. Review and agree on the remedial measures proposed by the Contractor; 4. Supervise Implementation of remedial measures. 	<ol style="list-style-type: none"> 1. Identify source and investigate the causes of exceedance; 2. Submit proposals for remedial measures to the ER with a copy to ET and IEC within three working days of notification; 3. Implement the agreed proposals; 4. Amend proposal as appropriate.

LIMIT LEVEL

<p>1.Exceedance for one sample</p>	<ol style="list-style-type: none"> 1. Inform the IEC, Contractor and ER; 2. Repeat measurement to confirm findings; 3. Increase monitoring frequency to daily; 4. Discuss with the ER, IEC and contractor on the remedial measures and assess the effectiveness. 	<ol style="list-style-type: none"> 1. Check monitoring data submitted by the ET; 2. Check the Contractor's working method; 3. Discuss with the ET, ER and Contractor on possible remedial measures; 4. Review and advise the ER and ET on the effectiveness of Contractor's remedial measures. 	<ol style="list-style-type: none"> 1. Confirm receipt of notification of exceedance in writing; 2. Notify the Contractor, IEC and ET; 3. Review and agree on the remedial measures proposed by the Contractor; 4. Supervise implementation of remedial measures. 	<ol style="list-style-type: none"> 1. Identify source(s) and investigate the causes of exceedance; 2. Take immediate action to avoid further exceedance; 3. Submit proposals for remedial measures to ER with a copy to ET and IEC within three working days of notification; 4. Implement the agreed proposals; 5. Amend proposal if appropriate.
<p>2.Exceedance for two or more consecutive samples</p>	<ol style="list-style-type: none"> 1. Notify IEC, Contractor and EPD; 2. Repeat measurement to confirm findings; 3. Increase monitoring frequency to daily; 4. Carry out analysis of the Contractor's working procedures with the ER to determine possible mitigation to be implemented; 5. Arrange meeting with the IEC, Contractor and ER to discuss the remedial measures to be taken; 6. Review the effectiveness of the Contractor's remedial measures and keep IEC, EPD and ER informed of the results; 7. If exceedance stops, cease additional monitoring. 	<ol style="list-style-type: none"> 1. Check monitoring data submitted by the ET; 2. Check the Contractor's working method; 3. Discuss with ET, ER, and Contractor on the potential remedial measures; 4. Review and advise the ER and ET on the effectiveness of Contractor's remedial measures. 	<ol style="list-style-type: none"> 1. Confirm receipt of notification of exceedance in writing; 2. Notify the Contractor, IEC and ET; 3. In consultation with the ET and IEC, agree with the Contractor on the remedial measures to be implemented; 4. Supervise the implementation of remedial measures; 5. If exceedance continues, consider what portion of the work is responsible and instruct the Contractor to stop that portion of work until the exceedance is abated. 	<ol style="list-style-type: none"> 1. Identify source(s) and investigate the causes of exceedance; 2. Take immediate action to avoid further exceedance; 3. Submit proposals for remedial measures to the ER with a copy to the IEC and ET within three working days of notification; 4. Implement the agreed proposals; 5. Revise and resubmit proposals if problem still not under control; 6. Stop the relevant portion of works as determined by the ER until the exceedance is abated.

Event and Action Plan for Noise Monitoring during Construction Phase

EVENT	ACTION			
	Works Contract 1106 ET	IEC	ER	CONTRACTOR
Action Level	<ol style="list-style-type: none"> 1. Notify the IEC, Contractor and ER 2. Discuss with the ER, IEC and Contractor on the remedial measures required 3. Increase monitoring frequency to check mitigation effectiveness 	<ol style="list-style-type: none"> 1. Review the investigation results submitted by the contractor; 2. Review and advise the ET and ER on the effectiveness of the remedial measures proposed by the Contractor. 	<ol style="list-style-type: none"> 1. Confirm receipt of notification of complaint in writing 2. Notify the Contractor, IEC and ET 3. Review and agree on the remedial measures proposed by the Contractor; 4. Supervise implementation of remedial measures 	<ol style="list-style-type: none"> 1. Investigate the complaint and propose remedial measures 2. Report the results of investigation to the IEC, ET and ER 3. Submit noise mitigation proposals to the ER with copy to the IEC and ET within 3 working days of notification. 4. Implement noise mitigation proposals
Limit Level	<ol style="list-style-type: none"> 1. Notify the IEC, Contractor and EPD 2. Repeat measurement to confirm findings 3. Increase monitoring frequency 4. Carry out analysis of Contractor's working procedures to determine possible mitigation to be implemented 5. Arrange meeting with the IEC, Contractor and ER to discuss the remedial measures to be taken; 6. Inform IEC, ER and EPD the causes and actions taken for the exceedances 7. Assess effectiveness of the Contractor's remedial measures and keep IEC, ER and EPD informed of the results 	<ol style="list-style-type: none"> 1. Check monitoring data submitted by the ET; 2. Check the Contractor's working method; 3. Discuss with the ER, ET and Contractor on the potential remedial measures 4. Review and advise the ET and ER on the effectiveness of the remedial measures proposed by the Contractor. 	<ol style="list-style-type: none"> 1. Confirm receipt of notification of exceedance in writing 2. Notify the Contractor, IEC and ET 3. In consultation with the ET and IEC, agree with the Contractor on the remedial measures to be implemented 4. Supervise the implementation of remedial measures 5. If exceedance continues, consider what portion of the work is responsible and instruct the Contractor to stop that portion of work until the exceedance is abated 	<ol style="list-style-type: none"> 1. Identify source and investigate the causes of exceedance 2. Take immediate action to avoid further exceedance 3. Submit proposals for remedial measures to the ER with copy to the IEC and ET within 3 working days of notification. 4. Implement the agreed proposals 5. Revise and resubmit proposals if problem still not under control 6. Stop the relevant portion of works as determined by the ER until the exceedance is abated

Event and Action Plan for Landscape and Visual during Construction Phase

Action Level	Works Contract 1106 ET	IEC	ER	Contractor
Non-conformity on one occasion	<ol style="list-style-type: none"> 1. Inform the Contractor, the IEC and the ER 2. Discuss remedial actions with the IEC, the ER and the Contractor 3. Monitor remedial actions until rectification has been completed 	<ol style="list-style-type: none"> 1. Check inspection report 2. Check the Contractor's working method 3. Discuss with the ET, ER and the Contractor on possible remedial measures 4. Advise the ER on effectiveness of proposed remedial measures. 	<ol style="list-style-type: none"> 1. Confirm receipt of notification of non-conformity in writing 2. Review and agree on the remedial measures proposed by the Contractor 3. Supervise implementation of remedial measures 	<ol style="list-style-type: none"> 1. Identify Source and investigate the non-conformity 2. Implement remedial measures 3. Amend working methods agreed with the ER as appropriate 4. Rectify damage and undertake any necessary replacement
Repeated Non-conformity	<ol style="list-style-type: none"> 1. Identify Source 2. Inform the Contractor, the IEC and the ER 3. Increase inspection frequency 4. Discuss remedial actions with the IEC, the ER and the Contractor 5. Monitor remedial actions until rectification has been completed 6. If non-conformity stops, cease additional monitoring 	<ol style="list-style-type: none"> 1. Check inspection report 2. Check the Contractor's working method 3. Discuss with the ET and the Contractor on possible remedial measures 4. Advise the ER on effectiveness of proposed remedial measures 	<ol style="list-style-type: none"> 1. Notify the Contractor 2. In consultation with the ET and IEC, agree with the Contractor on the remedial measures to be implemented 3. Supervise implementation of remedial measures. 	<ol style="list-style-type: none"> 1. Identify Source and investigate the non-conformity 2. Implement remedial measures 3. Amend working methods agreed with the ER as appropriate 4. Rectify damage and undertake any necessary replacement. Stop relevant portion of works as determined by the ER until the non-conformity is abated.

**APPENDIX J
UPDATED ENVIRONMENTAL
MITIGATION IMPLEMENTATION
SCHEDULE**

SCL Works Contract 1106 - Environmental Mitigation Implementation Schedule

EIA Ref.	EM&A Log Ref	Recommended Mitigation Measures	Objectives of the recommended Measures & Main Concerns to address	Who to implement the measures?	Location of the measures	When to Implement the measures?	What requirements or standards for the measures to achieve?	Status
<i>Cultural Heritage Impact (Construction Phase)</i>								
S4.8.1	CH1	Submit an Archaeological Action Plan. Survey-cum-excavation shall be conducted prior to the construction works at the former Tai Hom Village site.	Salvage cultural remains at the Former Tai Hom Village Site	Contractor	Former Tai Hom Village Site	Prior to the Construction Phase of DIH site	<ul style="list-style-type: none"> • AMO's requirements 	^ ^
S4.8.2	CH2	Submit a Conservation Plan for the Former Royal Air Force Hangar and the Old Pillbox to AMO for agreement.	Proposal for conservation of 2 historical buildings	Contractor	Former Tai Hom Village Site	Prior to the Construction Phase of DIH site	<ul style="list-style-type: none"> • AMO's requirements • Principles for the Conservation of Heritage Sites in China • Burra Charter, the Australia's ICOMOS Charter for Places of Cultural Significance 	^
<i>Ecology (Construction Phase)</i>								
S5.7	E1	<u>Good Site Practices</u> Impact to any habitats or local fauna should be avoided by implementing good site practices, including the containment of silt runoff within the site boundary, appropriate storage of chemicals and chemical waste away from sites of ecological value and the provision of sanitary facilities for	Minimise ecological impacts	Contractor	All construction sites	During Construction	<ul style="list-style-type: none"> • ProPECC PN 1/94 	*

SCL Works Contract 1106 - Environmental Mitigation Implementation Schedule

EIA Ref.	EM&A Log Ref	Recommended Mitigation Measures	Objectives of the recommended Measures & Main Concerns to address	Who to implement the measures?	Location of the measures	When to Implement the measures?	What requirements or standards for the measures to achieve?	Status
		<p>on-site workers. Adoption of such measures should permit waste to be suitably contained within the site for subsequent removal and appropriate disposal. The following good site practices should also be implemented:</p> <ul style="list-style-type: none"> • No on-site burning of waste; • Waste and refuse in appropriate receptacles. 						<p>^</p> <p>*</p>
<i>Landscape & Visual (Construction Phase)</i>								
S6.12	LV1	<p>The following good site practices and measures for minimisation and avoidance of potential impacts are recommended:</p> <p><u>Re-use of Existing Soil</u></p> <ul style="list-style-type: none"> • For soil conservation, existing topsoil shall be re-used where possible for new planting areas within the project. The construction program shall consider using the soil removed from one phase for backfilling another. Suitable storage ground, gathering ground and mixing ground may be set up on-site as necessary. <p><u>No-intrusion Zone</u></p> <ul style="list-style-type: none"> • To maximize protection to existing trees, ground vegetation and the associated under storey habitats, construction contracts may designate "No-intrusion Zone" to various areas within the site boundary with rigid and durable fencing for each individual 	Minimize visual & landscape impact	Contractor	Within Project Site	Construction stage	•TM-EIAO	<p>^</p> <p>*</p>

SCL Works Contract 1106 - Environmental Mitigation Implementation Schedule

EIA Ref.	EM&A Log Ref	Recommended Mitigation Measures	Objectives of the recommended Measures & Main Concerns to address	Who to implement the measures?	Location of the measures	When to Implement the measures?	What requirements or standards for the measures to achieve?	Status
		<p>no-intrusion zone. The contractor should closely monitor and restrict the site working staff from entering the “no-intrusion zone”, even for indirect construction activities and storage of equipment.</p> <p><u>Protection of Retained Trees</u></p> <ul style="list-style-type: none"> All retained trees should be recorded photographically at the commencement of the Contract, and carefully protected during the construction period. Detailed tree protection specification shall be allowed and included in the Contract Specification, which specifying the tree protection requirement, submission and approval system, and the tree monitoring system. The Contractor shall be required to submit, for approval, a detailed working method statement for the protection of trees prior to undertaking any works adjacent to all retained trees, including trees in contractor’s works sites. 						<p>*</p> <p>^</p>
Table 6.9	LV2	<p><u>Decorative Hoarding</u></p> <ul style="list-style-type: none"> Erection of decorative screen during construction stage to screen off undesirable views of the construction site for visual and landscape sensitive areas. Hoarding should be designed to be compatible with the existing urban context. <p><u>Management of facilities on work sites</u></p> <ul style="list-style-type: none"> To provide proper management of the facilities on the sites, give 	Minimize the visual and landscape impact of the Project during construction phase	Contractor	Within Project Site	Detailed design and construction stage	<ul style="list-style-type: none"> EIAO – TM ETWB TCW 2/2004 ETWB TCW 3/2006 	<p>^</p> <p>^</p>

SCL Works Contract 1106 - Environmental Mitigation Implementation Schedule

EIA Ref.	EM&A Log Ref	Recommended Mitigation Measures	Objectives of the recommended Measures & Main Concerns to address	Who to implement the measures?	Location of the measures	When to Implement the measures?	What requirements or standards for the measures to achieve?	Status
		<p>control on the height and disposition/ arrangement of all facilities on the works site to minimize visual impact to adjacent VSRs.</p> <p><u>Tree Transplanting</u></p> <ul style="list-style-type: none"> Trees of medium to high survival rate that would be affected by the works shall be transplanted where possible and practicable. <p>Tree transplanting proposal including final location for transplanted trees shall be submitted separately to seek relevant government department's approval, in accordance with ETWB TCW No 3/2006.</p>						^
<i>Air Quality (Construction Phase)</i>								
/	A1	<p>Emission from Vehicles and Plants</p> <ul style="list-style-type: none"> All vehicles shall be shut down in intermittent use. Only well-maintained plant should be operated on-site and plant should be serviced regularly to avoid emission of black smoke. All diesel fuelled construction plant within the works areas shall be powered by ultra low sulphur diesel fuel (ULSD) 	<p>Reduce air pollution emission from construction vehicles and plants</p>	Contractor	All construction sites	Construction stage	• APCO	^ ^ ^
/	A2	Open burning shall be prohibited	<p>Reduce air pollution emission from work site</p>	Contractor	All construction sites	Construction stage	APCO	^
<i>Construction Dust Impact</i>								
S7.6.6	D1	The contractor shall follow the procedures and requirements given in the Air Pollution Control (Construction Dust) Regulation	<p>Minimize dust impact at the nearby sensitive receivers</p>	Contractor	All Construction Sites	Construction stage	<ul style="list-style-type: none"> • APCO • To control the dust 	^

SCL Works Contract 1106 - Environmental Mitigation Implementation Schedule

EIA Ref.	EM&A Log Ref	Recommended Mitigation Measures	Objectives of the recommended Measures & Main Concerns to address	Who to implement the measures?	Location of the measures	When to Implement the measures?	What requirements or standards for the measures to achieve?	Status
							impact to meet HKAQO and TM-EIA criteria	
S7.6.6	D2	Mitigation measures in form of regular watering under a good site practice should be adopted. Watering once per hour on exposed worksites and haul road in the Kowloon area should be conducted to achieve dust removal efficiencies of 91.7%. While the above watering frequencies are to be followed, the extent of watering may vary depending on actual site conditions but should be sufficient to maintain an equivalent intensity of no less than 1.8 L/m ² to achieve the dust removal efficiency	Minimize dust impact at the nearby sensitive receivers	Contractor	All Construction Sites	Construction stage	<ul style="list-style-type: none"> • APCO • To control the dust impact to meet HKAQO and TM-EIA criteria 	^
S7.6.6	D3	<ul style="list-style-type: none"> • Any excavated or stockpile of dusty material should be covered entirely by impervious sheeting or sprayed with water to maintain the entire surface wet and then removed or backfilled or reinstated where practicable within 24 hours of the excavation or unloading; • Any dusty materials remaining after a stockpile is removed should be wetted with water and cleared from the surface of roads; • A stockpile of dusty material should not be extend beyond the pedestrian barriers, fencing or traffic cones. • The load of dusty materials on a vehicle leaving a construction site should be covered entirely by impervious sheeting to ensure that 	Minimize dust impact at the nearby sensitive receivers	Contractor	All Construction Sites	Construction stage	<ul style="list-style-type: none"> • APCO • To control the dust impact to meet HKAQO and TM-EIA criteria 	^ ^ ^

SCL Works Contract 1106 - Environmental Mitigation Implementation Schedule

EIA Ref.	EM&A Log Ref	Recommended Mitigation Measures	Objectives of the recommended Measures & Main Concerns to address	Who to implement the measures?	Location of the measures	When to Implement the measures?	What requirements or standards for the measures to achieve?	Status
		<p>the dusty materials do not leak from the vehicle;</p> <ul style="list-style-type: none"> • Where practicable, vehicle washing facilities with high pressure water jet should be provided at every discernible or designated vehicle exit point. The area where vehicle washing takes place and the road section between the washing facilities and the exit point should be paved with concrete, bituminous materials or hardcores; • When there are open excavation and reinstatement works, hoarding of not less than 2.4m high should be provided and properly maintained as far as practicable along the site boundary with provision for public crossing; Good site practice shall also be adopted by the Contractor to ensure the conditions of the hoardings are properly maintained throughout the construction period; • The portion of any road leading only to construction site that is within 30m of a vehicle entrance or exit should be kept clear of dusty materials; • Surfaces where any pneumatic or power-driven drilling, cutting, polishing or other mechanical breaking operation takes place should be sprayed with water or a dust suppression chemical continuously; 						<p>^</p> <p>^</p> <p>^</p> <p>^</p>

SCL Works Contract 1106 - Environmental Mitigation Implementation Schedule

EIA Ref.	EM&A Log Ref	Recommended Mitigation Measures	Objectives of the recommended Measures & Main Concerns to address	Who to implement the measures?	Location of the measures	When to Implement the measures?	What requirements or standards for the measures to achieve?	Status
		<ul style="list-style-type: none"> • Any area that involves demolition activities should be sprayed with water or a dust suppression chemical immediately prior to, during and immediately after the activities so as to maintain the entire surface wet; • Where a scaffolding is erected around the perimeter of a building under construction, effective dust screens, sheeting or netting should be provided to enclose the scaffolding from the ground floor level of the building, or a canopy should be provided from the first floor level up to the highest level of the scaffolding; • Any skip hoist for material transport should be totally enclosed by impervious sheeting; • Every stock of more than 20 bags of cement or dry pulverised fuel ash (PFA) should be covered entirely by impervious sheeting or placed in an area sheltered on the top and the 3 sides; • Cement or dry PFA delivered in bulk should be stored in a closed silo fitted with an audible high level alarm which is interlocked with the material filling line and no overfilling is allowed; • Loading, unloading, transfer, handling or storage of bulk cement or dry PFA should be carried out in a totally enclosed system or facility, and any vent or exhaust should be fitted with an effective fabric filter or equivalent air pollution control system; and 						<p style="text-align: center;">^</p> <p style="text-align: center;">N/A</p> <p style="text-align: center;">^</p> <p style="text-align: center;">^</p> <p style="text-align: center;">^</p> <p style="text-align: center;">^</p>

SCL Works Contract 1106 - Environmental Mitigation Implementation Schedule

EIA Ref.	EM&A Log Ref	Recommended Mitigation Measures	Objectives of the recommended Measures & Main Concerns to address	Who to implement the measures?	Location of the measures	When to Implement the measures?	What requirements or standards for the measures to achieve?	Status
		<ul style="list-style-type: none"> Exposed earth should be properly treated by compaction, turfing, hydroseeding, vegetation planting or sealing with latex, vinyl, bitumen, shotcrete or other suitable surface stabiliser within six months after the last construction activity on the construction site or part of the construction site where the exposed earth lies. 						N/A
S7.6.6	D4	Implement regular dust monitoring under EM&A programme during the construction stage.	Monitoring of dust impact	Contractor	Selected representative dust monitoring station	Construction stage	• TM-EIA	^
Construction Airborne Noise								
S8.5.6	AN1	Implement the following good site practices: <ul style="list-style-type: none"> only well-maintained plant should be operated on-site and plant should be serviced regularly during the construction programme; machines and plant (such as trucks, cranes) that may be in intermittent use should be shut down between work periods or should be throttled down to a minimum; plant known to emit noise strongly in one direction, where possible, be orientated so that the noise is directed away from nearby NSRs; silencers or mufflers on construction equipment should be properly fitted and maintained during the construction works; mobile plant should be sited as far away from NSRs as possible 	Control construction airborne noise	Contractor	All Construction Sites where practicable	Construction stage	• Annex 5, TM-EIA	^ ^ ^ ^ ^

SCL Works Contract 1106 - Environmental Mitigation Implementation Schedule

EIA Ref.	EM&A Log Ref	Recommended Mitigation Measures	Objectives of the recommended Measures & Main Concerns to address	Who to implement the measures?	Location of the measures	When to Implement the measures?	What requirements or standards for the measures to achieve?	Status
		<p>and practicable;</p> <ul style="list-style-type: none"> material stockpiles, mobile container site office and other structures should be effectively utilised, where practicable, to screen noise from on-site construction activities. 						^
S8.5.6	AN2	Install temporary hoarding located on the site boundaries between noisy construction activities and NSRs. The conditions of the hoardings shall be properly maintained throughout the construction period.	Reduce the construction noise levels at low-level zone of NSRs through partial screening.	Contractor	All Construction Sites	Construction stage	• Annex 5, TM-EIA	^
S8.5.6	AN3	Install movable noise barriers (typical design is wooden framed barrier with a small-cantilevered on a skid footing with 25mm thick internal sound absorptive lining), acoustic mat or full enclosure, screen the noisy plants including air compressor, generators and saw.	Screen the noisy plant items to be used at all construction sites	Contractor	All Construction Sites	Construction stage	• Annex 5, TM-EIA	^
S8.5.6	AN4	Use "Quiet" plant	Reduce the noise levels of plant items	Contractor	All Construction Sites where practicable	Construction stage	• Annex 5, TM-EIA	^
S8.5.6	AN5	Sequencing operation of construction plants where practicable.	Operate sequentially within the same work site to reduce the construction airborne	Contractor	All Construction Sites where practicable	Construction stage	• Annex 5, TM-EIA	^

SCL Works Contract 1106 - Environmental Mitigation Implementation Schedule

EIA Ref.	EM&A Log Ref	Recommended Mitigation Measures	Objectives of the recommended Measures & Main Concerns to address	Who to implement the measures?	Location of the measures	When to Implement the measures?	What requirements or standards for the measures to achieve?	Status
			noise					
S8.5.6	AN6	Implement a noise monitoring under EM&A programme.	Monitor the construction noise levels at the selected representative locations	Contractor	Selected representative noise monitoring station	Construction stage	•TM-EIA	^
Water Quality (Construction Phase)								
S10.7.1	W1	<p>In accordance with the Practice Noise for Professional Persons on Construction Site Drainage, Environmental Protection Department, 1994 (ProPECC PN1/94), construction phase mitigation measures shall include the following:</p> <p><u>Construction Runoff and Site Drainage</u></p> <ul style="list-style-type: none"> • At the start of site establishment (including the barging facilities), perimeter cut-off drains to direct off-site water around the site should be constructed with internal drainage works and erosion and sedimentation control facilities implemented. Channels (both temporary and permanent drainage pipes and culverts), earth bunds or sand bag barriers should be provided on site to direct site runoff and stormwater to silt removal facilities. The design of the temporary on-site drainage system will be undertaken by the contractor prior to the commencement of construction. • The dikes or embankments for flood protection should be 	To minimize water quality impact from construction site runoff and general construction activities	Contractor	All construction sites where practicable	Construction stage	<ul style="list-style-type: none"> • Water Pollution Control Ordinance • ProPECC PN1/94 • TM-EIAO • TM-Water 	^

SCL Works Contract 1106 - Environmental Mitigation Implementation Schedule

EIA Ref.	EM&A Log Ref	Recommended Mitigation Measures	Objectives of the recommended Measures & Main Concerns to address	Who to implement the measures?	Location of the measures	When to Implement the measures?	What requirements or standards for the measures to achieve?	Status
		<p>implemented around the boundaries of earthwork areas. Temporary ditches should be provided to facilitate the runoff discharge into an appropriate watercourse, through a site/sediment trap. The sediment/silt traps should be incorporated in the permanent drainage channels to enhance deposition rates.</p> <p>The design of efficient silt removal facilities should be based on the guidelines in Appendix A1 of ProPECC PN 1/94, which states that the retention time for silt/sand traps should be 5 minutes under maximum flow conditions. Sizes may vary depending upon the flow rate, but for a flow rate of 0.1 m³/s a sedimentation basin of 30m³ would be required and for a flow rate of 0.5 m³/s the basin would be 150 m³. The detailed design of the sand/silt traps shall be undertaken by the contractor prior to the commencement of construction.</p> <ul style="list-style-type: none"> • All exposed earth areas should be completed and vegetated as soon as possible after earthworks have been completed, or alternatively, within 14 days of the cessation of earthworks where practicable. Exposed slope surfaces should be covered by tarpaulin or other means. • The overall slope of the site should be kept to a minimum to reduce the erosive potential of surface water flows, and all traffic areas and 						<p style="text-align: center;">^</p> <p style="text-align: center;">^</p>

SCL Works Contract 1106 - Environmental Mitigation Implementation Schedule

EIA Ref.	EM&A Log Ref	Recommended Mitigation Measures	Objectives of the recommended Measures & Main Concerns to address	Who to implement the measures?	Location of the measures	When to Implement the measures?	What requirements or standards for the measures to achieve?	Status
		<p>access roads protected by coarse stone ballast. An additional advantage accruing from the use of crushed stone is the positive traction gained during prolonged periods of inclement weather and the reduction of surface sheet flows.</p> <ul style="list-style-type: none"> • All drainage facilities and erosion and sediment control structures should be regularly inspected and maintained to ensure proper and efficient operation at all times and particularly following rainstorms. Deposited silt and grit should be removed regularly and disposed of by spreading evenly over stable, vegetated areas. • Measures should be taken to minimise the ingress of site drainage into excavations. If the excavation of trenches in wet periods is necessary, they should be dug and backfilled in short sections wherever practicable. Water pumped out from trenches or foundation excavations should be discharged into storm drains via silt removal facilities. • Open stockpiles of construction materials (for example, aggregates, sand and fill material) of more than 50m³ should be covered with tarpaulin or similar fabric during rainstorms. • Measures should be taken to prevent the washing away of construction materials, soil, silt or debris into any drainage system. Manholes (including newly constructed ones) should always be 						<p style="text-align: center;">*</p> <p style="text-align: center;">^</p> <p style="text-align: center;">^</p> <p style="text-align: center;">*</p>

SCL Works Contract 1106 - Environmental Mitigation Implementation Schedule

EIA Ref.	EM&A Log Ref	Recommended Mitigation Measures	Objectives of the recommended Measures & Main Concerns to address	Who to implement the measures?	Location of the measures	When to Implement the measures?	What requirements or standards for the measures to achieve?	Status
		<p>adequately covered and temporarily sealed so as to prevent silt, construction materials or debris being washed into the drainage system and storm runoff being directed into foul sewers</p> <ul style="list-style-type: none"> • Precautions be taken at any time of year when rainstorms are likely, actions to be taken when a rainstorm is imminent or forecasted, and actions to be taken during or after rainstorms are summarised in Appendix A2 of ProPECC PN 1/94. Particular attention should be paid to the control of silty surface runoff during storm events, especially for areas located near steep slopes • All vehicles and plant should be cleaned before leaving a construction site to ensure no earth, mud, debris and the like is deposited by them on roads. An adequately designed and sited wheel washing facilities should be provided at every construction site exit where practicable. Wash-water should have sand and silt settled out and removed at least on a weekly basis to ensure the continued efficiency of the process. The section of access road leading to, and exiting from, the wheel-wash bay to the public road should be paved with sufficient backfall toward the wheel-wash bay to prevent vehicle tracking of soil and silty water to public roads and drains. • Oil interceptors should be provided in the drainage system 						^
								^
								N/A

SCL Works Contract 1106 - Environmental Mitigation Implementation Schedule

EIA Ref.	EM&A Log Ref	Recommended Mitigation Measures	Objectives of the recommended Measures & Main Concerns to address	Who to implement the measures?	Location of the measures	When to Implement the measures?	What requirements or standards for the measures to achieve?	Status
		<p>downstream of any oil/fuel pollution sources. The oil interceptors should be emptied and cleaned regularly to prevent the release of oil and grease into the storm water drainage system after accidental spillage. A bypass should be provided for the oil interceptors to prevent flushing during heavy rain.</p> <ul style="list-style-type: none"> • Construction solid waste, debris and rubbish on site should be collected, handled and disposed of properly to avoid water quality impacts. • All fuel tanks and storage areas should be provided with locks and sited on sealed areas, within bunds of a capacity equal to 110% of the storage capacity of the largest tank to prevent spilled fuel oils from reaching water sensitive receivers nearby • All the earth works involving should be conducted sequentially to limit the amount of construction runoff generated from exposed areas during the wet season (April to September) as far as practicable. • Adopt best management practices. 						<p style="text-align: center;">*</p> <p style="text-align: center;">^</p> <p style="text-align: center;">^</p> <p style="text-align: center;">^</p>
S10.7.1	W3	<p><u>Sewage Effluent</u></p> <ul style="list-style-type: none"> • Portable chemical toilets and sewage holding tanks are recommended for handling the construction sewage generated by the workforce. A licensed contractor should be employed to provide appropriate and adequate portable toilets and be responsible for 	To minimize water quality from sewage effluent	Contractor	All construction sites where practicable	Construction stage	<ul style="list-style-type: none"> • Water Pollution Control Ordinance • TM-water 	^

SCL Works Contract 1106 - Environmental Mitigation Implementation Schedule

EIA Ref.	EM&A Log Ref	Recommended Mitigation Measures	Objectives of the recommended Measures & Main Concerns to address	Who to implement the measures?	Location of the measures	When to Implement the measures?	What requirements or standards for the measures to achieve?	Status
		appropriate disposal and maintenance.						
S10.7.1	W5	<p><u>Accidental Spillage</u></p> <p>In order to prevent accidental spillage of chemicals, the following is recommended:</p> <ul style="list-style-type: none"> • Proper storage and handling facilities should be provided; • All the tanks, containers, storage area should be bunded and the locations should be locked as far as possible from the sensitive watercourse and stormwater drains; • The Contractor should register as a chemical waste producer if chemical wastes would be generated. Storage of chemical waste arising from the construction activities should be stored with suitable labels and warnings; and • Disposal of chemical wastes should be conducted in compliance with the requirements as stated in the Waste disposal (Chemical Waste) (General) Regulation. 	To minimize water quality impact from accidental spillage	Contractor	All construction sites where practicable	Construction stage	<ul style="list-style-type: none"> • Water Pollution Control Ordinance • ProPECC PN1/94 • TM-EIAO • TM-Water 	<p>^</p> <p>^</p> <p>^</p> <p>^</p>
<i>Waste Management (Construction Waste)</i>								
S11.4.1.1	WM1	<p><u>On-site sorting of C&D material</u></p> <ul style="list-style-type: none"> • Geological assessment should be carried out by competent persons on site during excavation to identify materials which are not suitable to use as aggregate in structural concrete (e.g. volcanic rock, Aplite dyke rock, etc.). Volcanic rock and Aplite dyke rock 	Separation of unsuitable rock from ending up at concrete batching plants and be turned into concrete for structural use	Contractor	All construction sites	Construction stage	<ul style="list-style-type: none"> • DEVB TC(W) No. 6/2010 	N/A

SCL Works Contract 1106 - Environmental Mitigation Implementation Schedule

EIA Ref.	EM&A Log Ref	Recommended Mitigation Measures	Objectives of the recommended Measures & Main Concerns to address	Who to implement the measures?	Location of the measures	When to Implement the measures?	What requirements or standards for the measures to achieve?	Status
		<p>should be separated at the source sites as far as practicable and stored at designated stockpile areas preventing them from delivering to crushing facilities. The crushing plant operator should also be reminded to set up measures to prevent unsuitable rock from ended up at concrete batching plants and be turned into concrete for structural use. Details regarding control measures at source site and crushing facilities should be submitted by the Contractors for the Engineer to review and agree. In addition, site records should also be kept for the types of rock materials excavated and the traceability of delivery will be ensured with the implementation of Trip Ticket System and enforced by site supervisory staff as stipulated under DEVB TC(W) No. 6/2010 for tracking of the correct delivery to the rock crushing facilities for processing into aggregates. Alternative disposal option for the reuse of volcanic rock and Aplite Dyke rock, etc. should also be explored.</p>						
S11.5.1	WM2	<p><u>Construction and Demolition Material</u></p> <ul style="list-style-type: none"> • Maintain temporary stockpiles and reuse excavated fill material for backfilling and reinstatement; • Carry out on-site sorting; • Make provisions in the Contract documents to allow and promote the use of recycled aggregates where appropriate; 	<p>Good site practice to minimize the waste generation and recycle the C&D materials as far as practicable so as to reduce the amount for final</p>	Contractor	All construction sites	Construction stage	<ul style="list-style-type: none"> • Land (Miscellaneous Provisions) • Waste Disposal Ordinance 	<p>^</p> <p>^</p> <p>^</p>

SCL Works Contract 1106 - Environmental Mitigation Implementation Schedule

EIA Ref.	EM&A Log Ref	Recommended Mitigation Measures	Objectives of the recommended Measures & Main Concerns to address	Who to implement the measures?	Location of the measures	When to Implement the measures?	What requirements or standards for the measures to achieve?	Status
		<ul style="list-style-type: none"> • Adopt 'Selective Demolition' technique to demolish the existing structures and facilities with a view to recovering broken concrete effectively for recycling purpose, where possible; • Implement a trip-ticket system for each works contract to ensure that the disposal of C&D materials are properly documented and verified; and • Implement an enhanced Waste Management Plan similar to ETWBTC (Works) No. 19/2005 – "Environmental Management on Construction Sites" to encourage on-site sorting of C&D materials and to minimize their generation during the course of construction. • In addition, disposal of the C&D materials onto any sensitive locations such as agricultural lands, etc. should be avoided. The Contractor shall propose the final disposal sites to the Project Proponent and EPD and get their approval before implementation 	disposal				<ul style="list-style-type: none"> • ETWB TCW No. 19/2005 	N/A ^ ^ ^
S11.5.1	WM3	<p><u>C&D Waste</u></p> <ul style="list-style-type: none"> • Standard formwork or pre-fabrication should be used as far as practicable in order to minimise the arising of C&D materials. The use of more durable formwork or plastic facing for the construction works should be considered. Use of wooden hoardings should not be used, as in other projects. Metal hoarding should be used to enhance the possibility of recycling. The purchasing of construction 	Good site practice to minimize the waste generation and recycle the C&D materials as far as practicable so as to reduce the amount for final disposal	Contractor	All construction sites	Construction stage	<ul style="list-style-type: none"> • Land (Miscellaneous Provisions) Ordinance • Waste Disposal Ordinance • ETWB TCW 	^

SCL Works Contract 1106 - Environmental Mitigation Implementation Schedule

EIA Ref.	EM&A Log Ref	Recommended Mitigation Measures	Objectives of the recommended Measures & Main Concerns to address	Who to implement the measures?	Location of the measures	When to Implement the measures?	What requirements or standards for the measures to achieve?	Status
		<p>materials will be carefully planned in order to avoid over ordering and wastage.</p> <ul style="list-style-type: none"> The Contractor should recycle as much of the C&D materials as possible on-site. Public fill and C&D waste should be segregated and stored in different containers or skips to enhance reuse or recycling of materials and their proper disposal. Where practicable, concrete and masonry can be crushed and used as fill. Steel reinforcement bar can be used by scrap steel mills. Different areas of the sites should be considered for such segregation and storage. 					No.19/2005	*
S11.5.1	WM4	<p><u>General Refuse</u></p> <ul style="list-style-type: none"> General refuse generated on-site should be stored in enclosed bins or compaction units separately from construction and chemical wastes. A reputable waste collector should be employed by the Contractor to remove general refuse from the site, separately from construction and chemical wastes, on a daily basis to minimize odour, pest and litter impacts. Burning of refuse on construction sites is prohibited by law. Aluminium cans are often recovered from the waste stream by individual collectors if they are segregated and made easily accessible. Separate labelled bins for their deposit should be 	Minimize production of the general refuse and avoid odour, pest and litter impacts	Contractor	All construction sites	Construction stage	• Waste Disposal Ordinance	* ^ ^

SCL Works Contract 1106 - Environmental Mitigation Implementation Schedule

EIA Ref.	EM&A Log Ref	Recommended Mitigation Measures	Objectives of the recommended Measures & Main Concerns to address	Who to implement the measures?	Location of the measures	When to Implement the measures?	What requirements or standards for the measures to achieve?	Status
		prevent rainfall entering; and be arranged so that incompatible materials are adequately separated. • Disposal of chemical waste should be via a licensed waste collector; and be to a facility licensed to receive chemical waste, such as the Chemical Waste Treatment Centre which also offers a chemical waste collection service and can supply the necessary storage containers; or be to a reuser of the waste, under approval from the EPD.						^

Remarks: ^ Compliance of mitigation measure X Non-compliance of mitigation measure

 • Non-compliance but rectified by the contractor

 * Recommendation was made during site audit but improved/rectified by the contractor.

 N/A Not Applicable

**APPENDIX K
WASTE GENERATION IN THE
REPORTING MONTH**

Contract No: MTR SCL 1106 - Diamond Hill Station
Date of Report: March,2016

Monthly Summary Waste Flow Table for 2016

Monthly	Actual Quantities of C&D Materials Generated Monthly						Actual Quantities of Non-inert C&D Wastes Generated Monthly					Remarks
	Total Quantity Generated	Hard Rocks and Large Broken Concrete	Reused in the Contract	Reused in other Projects (See Note 2)	Disposed as Public Fill	Imported Fill	Metals	Paper/ cardboard packaging	Plastics	Chemical Waste (See Note 3)	Others, e.g. general refuse	
	(in '000m ³)	(in '000m ³)	(in '000m ³)	(in '000m ³)	(in '000m ³)	(in '000m ³)	(in '000kg)	(in '000kg)	(in '000kg)	(in '000kg)	(in '000m ³)	
Jan	0.722	0.000	0.000	0.000	0.722	0.000	0.000	0.300	0.000	0.000	0.310	
Feb	0.337	0.000	0.000	0.000	0.337	0.000	0.000	0.100	0.000	0.000	0.149	
Mar	0.538	0.000	0.000	0.000	0.538	0.000	0.000	0.340	0.000	0.000	0.212	
Apr												
May												
Jun												
Sub-total	1.597	0.000	0.000	0.000	1.597	0.000	0.000	0.740	0.000	0.000	0.671	
Jul												
Aug												
Sept												
Oct												
Nov												
Dec												
Total	1.597	0.000	0.000	0.000	1.597	0.000	0.000	0.740	0.000	0.000	0.671	

Notes:

- 1) Assume the densities of Rock, Soil, Mix Rock and Soil, are Regular Spoil to be 2.0 tonnes/m³. Assumption the densities of general refuse is 1.0 tonnes/m³
- 2) Inert C&D material was delivered to Kai Tak Barging Point Facility (Contract 1108A) & Contract 1108.
- 3) Chemical waste includes waste diesel oil. It is assumed density of diesel oil to be 0.8kg/L.
- 4) figures are rounded up to 3 decimal places

**APPENDIX L
CUMULATIVE LOG FOR COMPLAINT
LOGS, NOTIFICATION OF SUMMONS
AND SUCCESSFUL PROSECUTIONS**

Appendix L - Cumulative Log for Complaints, Notifications of Summons and Successful Prosecution

Reporting Month	Number of Complaints in Reporting Month	Number of Summons in Reporting Month	Number of Prosecutions in Reporting Month
March 2013	0	0	0
April 2013	0	0	0
May 2013	0	0	0
June 2013	0	0	0
July 2013	0	0	0
August 2013	0	0	0
September 2013	0	0	0
October 2013	0	0	0
November 2013	0	0	0
December 2013	0	0	0
January 2014	0	0	0
February 2014	0	0	0
March 2014	0	0	0
April 2014	0	0	0
May 2014	0	0	0
June 2014	0	0	0
July 2014	0	0	0
August 2014	0	0	0
September 2014	0	0	0
October 2014	0	0	0
November 2014	0	0	0
December 2014	0	0	0
January 2015	0	0	0
February 2015	3	0	0
March 2015	0	0	0
April 2015	0	0	0
May 2015	0	0	0
June 2015	0	0	0
July 2015	1	0	0
August 2015	0	0	0
September 2015	0	0	0
October 2015	0	0	0
November 2015	0	0	0
December 2015	0	0	0
January 2016	0	0	0
February 2016	0	0	0
March 2016	1	0	0
Total	5	0	0

Environmental Complaint Log (March 2016)

Contractor Log Ref.	Complaint Location/ Nature	Incoming Complaint Reference no.	Complainant/ Date or Period of Complaint Received	Date of Complaint received from EPD	Details of Complaint	Investigation/ Mitigation Action	Status
CP 24	SCL sites at Diamond Hill / Muddy/soil water discharge	EP3/K08/RE/00003 052-2016	---/ February 2016	4 th March 2016	As per information from EPD and MTR, the complainant complained about the soil/muddy discharge from the construction activities of SCL sites during February 2016	<p>According to the information provided by the Contractor, major construction works that will generate wastewater were carried out in February 2016. They include: excavation, concreting and rebar fixing work. Nevertheless wastewater generated by the construction works was collected and treated to ensure its quality conform to the conditions stated in the Effluent Discharge License (License No.WT00014959-2012) before discharging at the designated discharge point.</p> <p>During the site inspection conducted with EPD on the 12th February 2016, the status of the discharge point was inspected and no muddy water was found at the discharging point of the site.</p> <p>Results of daily visual checks and self-monitoring pH tests conducted in February 2016 showed that all qualities of wastewater tested complied with the corresponding conditions stated in the valid Effluent Discharge License (Reference no.: WT00014959-2012).</p> <p>No adverse finding at designated discharge point was noted during regular weekly site</p>	Closed

						<p>inspections in February 2016</p> <p>Based on the information gathered in the investigation, it is believed the wastewater was properly collected and treated before discharging at designated discharge point and no substandard effluent was discharged from the site in February 2016.</p> <p>The environmental conditions of the site and effectiveness of the implementation of mitigation measures will be continuously reviewed.</p>	
--	--	--	--	--	--	---	--

Log for Notifications of Summons (March 2016)

Log Ref.	Location/Nature	Subject	Status	Total no. Received in this reporting month	Total no. Received since project commencement
--	--	--	--	--	--

Log for Successful Prosecutions (March 2016)

Log Ref.	Location/Nature	Subject	Status	Total no. Received in this reporting month	Total no. Received since the commencement of the project
--	--	--	--	--	--

Appendix F

**35th EM&A Report for Works Contract 1107 –
Diamond Hill to Kai Tak Tunnels**

MTR Corporation Limited


**Shatin to Central Link –
Tai Wai to Hung Hom Section**

Monthly EM&A Report No.35

[Period from 1 to 31 March 2016]

Works Contract 1107 – Diamond Hill to Kai Tak
Tunnels

(April 2016)

Certified by: 
_____ Dr. Priscilla Choy

Position: Environmental Team Leader

Date: 12th April 2016


Chun Wo – SELI Joint Venture

**Shatin to Central Link –
Contract 1107
Diamond Hill to Kai Tak Tunnels**

**Monthly Environmental
Monitoring and Audit Report
For March 2016**

(Version 2.0)

Certified By



Dr. Priscilla Choy
(Environmental Team Leader)

REMARKS:

The information supplied and contained within this report is, to the best of our knowledge, correct at the time of printing.

CINOTECH accepts no responsibility for changes made to this report by third parties.

CINOTECH CONSULTANTS LTD

Room 1710, Technology Park,
18 On Lai Street,
Shatin, NT, Hong Kong
Tel: (852) 2151 2083 Fax: (852) 3107 1388
Email: info@cinotech.com.hk

TABLE OF CONTENTS

	Page
EXECUTIVE SUMMARY	1
Introduction	1
Summary of Construction Works undertaken during Reporting Month	1
Variation in Construction Method.....	1
Environmental Monitoring and Audit Progress:	1
Regular Construction Noise and Construction Dust Monitoring	1
Waste Management	2
Landscape and Visual.....	2
Environmental Site Inspection	2
Environmental Exceedance/Non-conformance/Complaint/Summons and Successful Prosecution	2
Future Key Issues	2
1 INTRODUCTION.....	3
Purpose of the Report	3
Structure of the Report	3
2 PROJECT INFORMATION.....	4
Background	4
General Site Description	4
Construction Programme and Activities	4
Project Organisation	4
Status of Environmental Licences, Notification and Permits.....	4
Summary of EM&A Requirements	5
3 ENVIRONMENTAL MONITORING REQUIREMENTS.....	6
<i>Regular Construction Noise Monitoring</i>	<i>6</i>
Monitoring Parameter and Frequency	6
Monitoring Equipment and Methodology	7
Field Monitoring.....	7
Monitoring Equipment	7
Maintenance and Calibration.....	8
Action & Limit Level for Construction Noise Monitoring	8
<i>Continuous Noise Monitoring</i>	<i>8</i>
<i>Regular Construction Dust Monitoring</i>	<i>8</i>
Monitoring Parameter and Frequency	8
Monitoring Equipment	9
Instrumentation.....	9
HVS Installation	9
Filters Preparation	9
Operating/Analytical Procedures	10
Maintenance/Calibration	11
Action and Limit Levels for Dust Monitoring	11
<i>Landscape and Visual</i>	<i>11</i>
4 IMPLEMENTATION STATUS ON ENVIRONMENTAL PROTECTION REQUIREMENTS	12
5 MONITORING RESULTS	13
Regular Construction Noise Monitoring	13

Regular Dust Monitoring.....	13
Waste Management	14
Landscape and Visual.....	14
6 ENVIRONMENTAL SITE INSPECTION.....	15
Site Audit.....	15
Implementation Status of Environmental Mitigation Measures.....	15
7 ENVIRONMENTAL NON-CONFORMANCE.....	16
Summary of Exceedances	16
Summary of Environmental Non-Compliance.....	16
Summary of Environmental Complaint	16
Summary of Environmental Summon and Successful Prosecution	16
8 FUTURE KEY ISSUES	17
Construction Programme for the Next Month.....	17
Key Issues in the Next Month	17
Monitoring Schedule in the Next Month.....	17
9 CONCLUSIONS AND RECOMMENDATIONS.....	18
Conclusions	18
Recommendations	18

LIST OF TABLES

Table 2.1	Status of Environmental Licences, Notification and Permits
Table 3.1	Regular Construction Noise Monitoring Location
Table 3.2	Noise Monitoring Equipment
Table 3.3	Dust Monitoring Location
Table 3.4	Dust Monitoring Parameters and Frequency
Table 3.5	Dust Monitoring Equipment
Table 4.1	Status of Required Submissions under EP
Table 5.1	Summary Table of Dust Monitoring Results during the reporting month
Table 5.2	Quantities of Waste Generated from the Project
Table 6.1	Observations and Recommendations of Site Audit

LIST OF FIGURES

Figure 1	The Alignment and Works Area for Works Contract 1107
Figure 2	Locations of Construction Noise Monitoring
Figure 3	Location of Dust Monitoring
Figure 4	Organisation Chart and Key Contact of the Project

LIST OF APPENDICES

Appendix A	Tentative Construction Programme
Appendix B	Action and Limit Levels
Appendix C	Calibration Certificates for Monitoring Equipment
Appendix D	Impact Monitoring Schedule
Appendix E	24-hour TSP Monitoring Results and Graphical Presentations
Appendix F	Noise Monitoring Results and Graphical Presentations
Appendix G	Summary of Exceedance
Appendix H	Site Audit Summary
Appendix I	Event and Action Plans
Appendix J	Updated Environmental Mitigation Implementation Schedule
Appendix K	Waste Generation in the Reporting Month
Appendix L	Cumulative Log for Complaints, Notifications of Summons and Successful Prosecutions

EXECUTIVE SUMMARY

Introduction

1. This is the 35th monthly Environmental Monitoring and Audit (EM&A) Report prepared by Cinotech Consultants Limited for **MTR Shatin to Central Link (SCL) Works Contract 1107 – Diamond Hill to Kai Tak Tunnels**. This report documents the findings of EM&A Works conducted from 1st to 31st March 2016.

Summary of Construction Works undertaken during Reporting Month

2. The major site activities undertaken in the reporting month include:
 - Tunnel construction at cut and cover tunnels; and
 - Reinstatement and Backfilling works of Box Culvert.

Variation in Construction Method

3. Environmental Monitoring and Audit Progress:

As of the reporting month, an alignment section of approximately 90m long between DIH and KAT under this Works Contract 1107 will be constructed by the cut-and-cover method, instead of bored tunnelling method as assessed in the approved Environmental Impact Assessment (EIA) Report of Shatin to Central Link - Stabling Sidings at Hung Hom Freight Yard (hereafter referred to as SCL (HHS)) [Register No.: AEIAR-164/2012] due to increased construction risk caused by potential left-in piles. Also, pile removal works would be conducted if reinforced bored piles are identified along the bored tunnelling section. Application for variation of Environmental Permit (VEP) was approved by the EPD for the varied construction method. The updated EP (EP No.: EP-438/2012/F) was issued by EPD on 15 July 2014. Application for variation of Environmental Permit (VEP) was approved by the EPD for including the installation and operation of a Mobile Batching Machinery Equipment at Diamond Hill during the construction of SCL (TAW-HUH). The updated EP (EP No.: EP-438/2012/G) was issued by EPD on 14 August 2014. Application for variation of Environmental Permit (VEP) was approved by the EPD for varying Figure 11 of the previous Environment Permit. The variation of EP (EP No.: EP-438/2012/H) was issued by EPD on 10 September 2014, and superseded by an updated EP (EP No.: EP-438/2012/I) issued by EPD on 14 October 2015. The variation of EP (EP No.: EP-438/2012/J) was issued by EPD on 29 February 2016 for including the decommissioning of temporary magazine site at Tseung Kwun O Area 137.

4. A summary of the monitoring activities in this reporting period is listed below:

Regular Construction Noise and Construction Dust Monitoring

- Regular construction noise monitoring during normal working hours
Noise Monitoring Station ID
 - NMS-CA-4⁽¹⁾⁽³⁾/NMS-CA-3⁽²⁾⁽³⁾ (Block 1, Rhythm Garden (north-eastern façade)) 5 times
 - NMS-CA-5⁽¹⁾⁽⁴⁾/NMS-CA-2⁽²⁾⁽⁴⁾ (Block 1, Rhythm Garden (northern façade)) 5 times
- Construction Dust (24-hour TSP) Monitoring
Dust Monitoring Station ID
 - DMS-4⁽¹⁾⁽⁵⁾/ DMS-3⁽²⁾⁽⁵⁾ (Block 1, Rhythm Garden) 6 times

Remarks:

- (1) Station ID as identified in approved EM&A Manual / EIA Report for SCL(TAW-HUH).
- (2) Station ID as identified in approved EM&A Manual / EIA Report for SCL(HHS).
- (3) Noise monitoring on NMS-CA-4⁽¹⁾/ NMS-CA-3⁽²⁾ (Block 1, Rhythm Garden (north-eastern façade) is carried out by Environmental Team of SCL Works Contract 1106.
- (4) Noise monitoring on NMS-CA-5⁽¹⁾/ NMS-CA-2⁽²⁾ (Block 1, Rhythm Garden (northern façade) is carried out by Environmental Team of SCL Works Contract 1106.
- (5) Dust monitoring on DMS-4⁽¹⁾/ DMS-3⁽²⁾ (Block 1, Rhythm Garden) is carried out by Environmental Team of SCL Works Contract 1106.

Waste Management

5. Wastes generated from this Project include inert construction and demolition (C&D) materials and non-inert C&D materials. Details of waste management data is presented in Section 5 and **Appendix K**.

Landscape and Visual

6. Bi-weekly inspection of the implementation of landscape and visual mitigation measures was conducted on 3rd, 17th and 31st March 2016. Most of the necessary mitigation measures have been implemented and recommended follow-up actions have been discharged by the Contractor. Details of the audit findings and implementation status are presented in Section 6.

Environmental Site Inspection

7. Joint weekly site inspections were conducted by representatives of the Contractor, Engineer and Contractor's ET on 3rd, 10th, 17th, 24th and 31st March 2016. The representative of the IEC joined the site inspection on 17th March 2016. Details of the audit findings and implementation status are presented in Section 6.

Environmental Exceedance/Non-conformance/Complaint/Summons and Successful Prosecution

8. No exceedance of the Action and Limit Levels of regular construction noise monitoring and 24-hour TSP monitoring was recorded during the reporting period.
9. No non-compliance event was recorded during the reporting period.
10. No Project related environmental complaint and notification of summons/successful prosecution was received in this reporting period.

Future Key Issues

11. Major site activities for the coming reporting month will include:
 - Tunnel construction at cut and cover tunnels; and
 - Reinstatement and Backfilling works of Box Culvert.

1 INTRODUCTION

- 1.1 Cinotech Consultants Limited (Cinotech) was appointed by Chun Wo – SELI Joint Venture (CSJV) as the Environmental Team (ET) to undertake the Environmental Monitoring and Audit (EM&A) programme during construction phase of the MTR Shatin to Central Link (SCL) Works Contract 1107 – Diamond Hill to Kai Tak Tunnels (hereafter referred to as the Project).

Purpose of the Report

- 1.2 This is the 35th EM&A report which summarises the impact monitoring results and audit findings for the EM&A programme during the reporting period from 1st to 31st March 2016. The major construction works for Contract 1107 commenced on 27th May 2013.

Structure of the Report

- 1.3 The structure of the report is as follows:

Section 1: **Introduction** - details the scope and structure of the report.

Section 2: **Project Information** - summarises background and scope of the project, site description, project organization and contact details, construction programme, the construction works undertaken and the status of Environmental Permits/Licenses during the reporting period.

Section 3: **Environmental Monitoring Requirement** - summarises the monitoring parameters, monitoring programmes, monitoring methodologies, monitoring frequency, monitoring locations, Action and Limit Levels, Event / Action Plans, environmental mitigation measures as recommended in the EIA report and relevant environmental requirements.

Section 4: **Implementation Status on Environmental Mitigation Measures** - summarises the implementation of environmental protection measures during the reporting period.

Section 5: **Monitoring Results** - summarises the monitoring results obtained in the reporting period.

Section 6: **Environmental Site Inspection** - summarises the audit findings of the weekly site inspections undertaken within the reporting period.

Section 7: **Environmental Non-conformance** - summarises any monitoring exceedance, environmental complaints and environmental summons within the reporting period.

Section 8: **Future Key Issues** - summarises the impact forecast and monitoring schedule for the next three months.

Section 9: **Conclusions and Recommendations**

2 PROJECT INFORMATION

Background

- 2.1 The Shatin to Central Link – Tai Wai to Hung Hom Section (hereafter referred to as SCL (TAW-HUH)) is an approximately 11 km long extension of the Ma On Shan Line and links up with the West Rail Line at Hung Hom forming a strategic east-west rail corridor. It is a Designated Project under the Environmental Impact Assessment Ordinance (Cap. 499) (EIAO).
- 2.2 The construction of the SCL (TAW-HUH) and SCL (HHS) have been divided into a series of civil construction works contracts. This Works Contract 1107 covers the construction of running tunnel from Kai Tak (KAT) North to SCL Diamond Hill (DIH) Station which is under the approved SCL (HHS) EIA Report. This construction contract was awarded to Chun Wo - SELI Joint Venture (CSJV) in March 2013.

General Site Description

- 2.3 The construction of tunnel from KAT to DIH will employ either cut-and-cover method or bored tunneling. The alignment and works area for the Works Contract 1107 are shown in **Figure 1**.

Construction Programme and Activities

- 2.4 A summary of the major construction activities undertaken in this reporting period is shown as follows. The tentative construction programme is presented in **Appendix A**.
 - Tunnel construction at cut and cover tunnels; and
 - Reinstatement and Backfilling works of Box Culvert.

Project Organisation

- 2.5 The project organizational chart and contact details are shown in **Figure 4**.

Status of Environmental Licences, Notification and Permits

- 2.6 A summary of the relevant permits, licences, and/or notifications on environmental protection for this Project is presented in **Table 2.1**. No Construction Noise Permit (CNP) was granted under the Project in the reporting month.

Table 2.1 Summary of the Status of Environmental Licences, Notification and Permits

Permit / License No.	Valid Period		Status
	From	To	
Environmental Permit (EP)			
EP-438/2012/J	29/02/2016	N/A	Valid
Notification pursuant to Air Pollution Control (Construction Dust) Regulation			
Ref no.: 357051	18/03/2013	N/A	Valid
Billing Account for Construction Waste Disposal			
Account No. 7017163	26/03/2013	N/A	Valid
Registration of Chemical Waste Producer			
5213-286-C3798-01	29/04/2013	N/A	Valid
Effluent Discharge License under Water Pollution Control Ordinance			
WT00015861-2013	13/05/2013	31/05/2018	Valid
WT00016009-2013	23/05/2013	31/05/2018	Valid
Construction Noise Permit (CNP)			
GW-RE1321-15	07/01/2016	03/06/2016	Valid
GW-RE0081-16	22/02/2016	19/03/2016	Expired

Summary of EM&A Requirements

- 2.7 The EM&A programme under Works Contract 1107 require regular dust and noise monitoring as well as environmental site audits. The EM&A requirements are described in the following sections, including:
- All monitoring parameters;
 - Action and Limit levels for all environmental parameters;
 - Event / Action Plans;
 - Environmental mitigation measures, as recommended in the Project EIA study final report; and
 - Environmental requirements in contract documents.
- 2.8 The advice on the implementation status of environmental protection and pollution control/mitigation measures is summarized in Section 6 of this report.
- 2.9 This report presents the monitoring results, observations, locations, equipment, period, methodology and QA/QC procedures of the required monitoring parameters, namely construction noise & dust monitoring as well as audit works for the Project in the reporting month.

3 ENVIRONMENTAL MONITORING REQUIREMENTS

Regular Construction Noise Monitoring

- 3.1 In accordance with the EM&A Manual, monitoring of construction noise impact should be conducted at the designated monitoring stations. Since access to some of the proposed monitoring locations stated in the EM&A Manual was rejected; alternative locations were proposed and agreed by the ER (Engineer's Representative), IEC (Independent Environmental Checker) and EPD (Environmental Protection Department). The construction noise monitoring locations are listed in **Table 3.1** and shown in **Figure 2**.

Table 3.1 Regular Construction Noise Monitoring Location

Regular Construction Noise Monitoring Location⁽⁴⁾⁽⁵⁾	Description	Type of Measurement
NMS-CA-4 ⁽¹⁾ / NMS-CA-3 ⁽²⁾	Block 1, Rhythm Garden (north-eastern façade)	Façade
NMS-CA-5 ⁽¹⁾⁽³⁾ / NMS-CA-2 ⁽²⁾⁽³⁾	Block 1, Rhythm Garden (northern façade)	Façade

Note:

- (1) NSR ID as identified in approved EM&A Manual / EIA Report for SCL(TAW-HUH).
- (2) NSR ID as identified in approved EM&A Manual / EIA Report for SCL(HHS).
- (3) Access to the monitoring location at Canossa Primary School (San Po Kong) (originally proposed in the approved EM&A Manual) was denied during the baseline monitoring. An alternative location (Block 1, Rhythm Garden (northern façade)) was proposed and approved by the ER and agreed by the IEC and EPD.
- (4) Noise monitoring on NMS-CA-4⁽¹⁾/ NMS-CA-3⁽²⁾ (Block 1, Rhythm Garden (north-eastern façade) is carried out by Environmental Team of SCL Works Contract 1106.
- (5) Noise monitoring on NMS-CA-5⁽¹⁾/ NMS-CA-2⁽²⁾ (Block 1, Rhythm Garden (northern façade) is carried out by Environmental Team of SCL Works Contract 1106.

Monitoring Parameter and Frequency

- 3.2 Weekly construction noise monitoring was conducted in accordance with the requirements stipulated in the EM&A Manual. If works are to be carried out during restricted hours, the conditions stipulated in the construction noise permit issued by the Noise Control Authority have to be followed. The monitoring schedule for this reporting period of monitoring stations at Rhythm Garden is shown in **Appendix D**.
- 3.3 The construction noise levels were measured in terms of the A-weighted equivalent continuous sound pressure level (L_{Aeq}) in decibels dB(A). L_{Aeq} (30min) (as six consecutive $L_{eq, 5-min}$ readings) was used as the monitoring metric for the time period between 0700 – 1900 hours on normal weekdays.

Monitoring Equipment and Methodology

Field Monitoring

3.4 The monitoring procedures are as follows:

- The microphone head of the sound level meter was positioned 1m exterior of the noise sensitive facade and lowered sufficiently so that the building's external wall acts as a reflecting surface.
- The battery condition was checked to ensure good functioning of the meter.
- Parameters such as frequency weighting, the time weighting and the measurement time were set as follows:
 - frequency weighting : A
 - time weighting : Fast
 - measurement time : 5 minutes (obtaining six consecutive $L_{eq,5min}$ readings for a $L_{eq,30 min}$ reading)
- Prior to and after noise measurement, the meter was calibrated using the calibrator for 94.0 dB at 1000 Hz. If the difference in the calibration level before and after measurement is more than 1.0 dB, the measurement was considered invalid and repeat of noise measurement was required after re-calibration or repair of the equipment.
- The wind speed at the monitoring station was checked with the portable wind meter. Noise monitoring was cancelled in the presence of fog, rain, and wind with a steady speed exceeding 5 m/s, or wind with gusts exceeding 10 m/s.
- Noise measurement was paused during periods of high intrusive noise if possible and observation was recorded when intrusive noise was not avoided.
- At the end of the monitoring period, the L_{eq} , L_{10} and L_{90} were recorded. In addition, site conditions and noise sources were recorded on a standard record sheet.
- A façade correction of +3dB(A) shall be made to the noise parameter obtained by free field measurement.

Monitoring Equipment

3.5 The sound level meters and calibrator used for the noise measurement, as listed in **Table 3.2**, comply with the IEC 651: 1979 and 804:1985 (Type 1) specification. The calibration certificates of the sound level meters are included in **Appendix C**.

Table 3.2 Noise Monitoring Equipment

Monitoring Equipment	Model (Serial no.)
Sound Level Meter	SVAN 955 (Serial no.: 14303) SVAN 957 (Serial no.: 21459 and 21460)
Calibrator	SV30A (Serial no.: 24803) B&K 4231 (Serial no.: 2326353 and 2412367)

Maintenance and Calibration

3.6 Maintenance and Calibration procedures were as follows:

- The microphone head of the sound level meter and calibrator were cleaned with a soft cloth at quarterly intervals.
- The sound level meter and calibrator were checked and calibrated at yearly intervals. Copies of calibration certificates are attached in **Appendix C**.

Action & Limit Level for Construction Noise Monitoring

3.7 The Action and Limit Levels are presented in **Appendix B** and the Event / Action Plan (EAP) for noise monitoring is presented in **Appendix I**.

Continuous Noise Monitoring

3.8 With reference to the latest Continuous Noise Monitoring Plan (CNMP) and Construction Noise Mitigation Measures Plan (CNMMP) prepared submitted under EP Condition 2.9 and Condition 2.10 respectively, it is predicted that no residual air-borne construction noise impacts exceeding the relevant noise criteria will be anticipated. Therefore, no continuous noise monitoring is required during the construction of the SCL (TAW-HUH) under Works Contract 1107.

Regular Construction Dust Monitoring

3.9 The proposed dust monitoring stations for the construction phase of the Project, as recommended in the approved EM&A Manual, are listed in **Table 3.3** and shown in **Figure 3**. The proposed locations have been agreed with the ER, EPD and IEC.

Table 3.3 Dust Monitoring Location

Regular Dust Monitoring Location	Description
DMS-4 ⁽¹⁾⁽³⁾ / DMS-3 ⁽²⁾⁽³⁾	Block 1, Rhythm Garden

Note:

- (1) ASR ID as identified in approved EM&A Manual / EIA Report for SCL(TAW-HUH).
- (2) ASR ID as identified in approved EM&A Manual / EIA Report for SCL(HHS).
- (3) Dust monitoring on DMS-4⁽¹⁾/DMS-3⁽²⁾ (Block 1, Rhythm Garden) is carried out by Environmental Team of SCL Works Contract 1106.

Monitoring Parameter and Frequency

3.10 The dust monitoring (in terms of Total Suspended Particulates (TSP)) was conducted at the designated monitoring stations in accordance with the requirements stipulated in the EM&A Manual. The 24-hour TSP levels were monitored at the frequency and duration stated in **Table 3.4**. The TSP monitoring at Rhythm Garden was conducted as per the schedule presented in **Appendix D**.

Table 3.4 Dust Monitoring Parameters and Frequency

Monitoring Period	Duration	Parameter	Frequency
Impact Monitoring ⁽¹⁾	Throughout the construction period	24-hour TSP	Once per 6 days

Note:

(1) 1- hour TSP shall be conducted when one documented valid complaint is received.

Monitoring Equipment

3.11 **Table 3.5** summarizes the equipment used for the dust monitoring.

Table 3.5 Dust Monitoring Equipment

Equipment	Model and Make	Qty.
HVS	Tisch Environmental, Inc.; Model no. TE-5170, Serial no.: 2352	1
Calibration Orifice	Tisch Environmental, Inc.; Model no. TE – 5025A Orifice ID: 2896	1

Instrumentation

3.12 High Volume Samplers (HVS) connected with appropriate sampling inlets were employed for air quality monitoring. Each sampler was composed of a motor, a filter holder, a flow controller and a sampling inlet and its performance specification complies with that required by USEPA Standard Title 40, Code of Federation Regulations Chapter 1 Appendix B (Part 50).

HVS Installation

3.13 The following guidelines were adopted during the installation of HVS:

- Sufficient support was provided to secure the samplers against gusty wind.
- No two samplers were placed less than 2 meters apart.
- The distance between the sampler and an obstacle, such as buildings, was at least twice the height that the obstacle protrudes above the sampler.
- A minimum of 2 meters of separation from walls, parapets and penthouses was required for rooftop samples.
- A minimum of 2 meters separation from any supporting structure, measured horizontally was required.
- No furnaces or incineration flues were nearby.
- Airflow around the sampler was unrestricted.
- The samplers were more than 20 meters from the drip line.
- Any wire fence and gate, to protect the sampler, should not cause any obstruction during monitoring.

Filters Preparation

3.14 Fiberglass filters were used which have a collection efficiency of larger than 99% for particles of 0.3 μm diameter. A HOKLAS accredited laboratory, Wellab Ltd. (HOKLAS Registration No. 083), was responsible for the preparation of pre-weighed filter papers for Cinotech's monitoring team.

- 3.15 All filters, which were prepared by Wellab Ltd., were equilibrated in the conditioning environment for 24 hours before weighing. The conditioning environment temperature was around 25 °C and not variable by more than ± 3 °C; the relative humidity (RH) was < 50% and not variable by more than ± 5 %. A convenient working RH was 40%.
- 3.16 Wellab Ltd. has a comprehensive quality assurance and quality control programmes.

Operating/Analytical Procedures

- 3.17 Operating/analytical procedures for the TSP monitoring were highlighted as follows:
- Prior to the commencement of the dust sampling, the flow rate of the HVS was properly set (between 1.1 and 1.4 m³/min.) in accordance with the manufacturer's instruction to within the range recommended in USEPA Standard.
 - The power supply was checked to ensure the sampler worked properly.
 - The filter holding frame and the area surrounding the filter were cleaned.
 - On sampling, the sampler was operated for 5 minutes to establish thermal equilibrium before placing any filter media at the air quality monitoring station.
 - The filter holding frame was then removed by loosening the four nuts and carefully a weighted and conditioned filter was centered with the stamped number upwards, on a supporting screen.
 - The filter was aligned on the screen so that the gasket formed an airtight seal on the outer edges of the filter. Then the filter holding frame was tightened to the filter holder with swing bolts to avoid air leakage at the edges.
 - The shelter lid was closed and secured with the aluminum strip.
 - A new flow rate record chart was set into the flow recorder.
 - The timer was then programmed. Information was recorded on the record sheet, which included the starting time, the weather condition and the filter number (the initial weight of the filter paper can be found out by using the filter number).
 - The flow rate of the HVS sampler would be verified to be constant and recorded on the data sheet before and after sampling.
 - The elapsed time and other relevant information was recorded. After sampling, the sampled filter was removed carefully and folded in half length so that only surfaces with collected particulate matter were in contact.
 - It was then placed in a clean plastic envelope and sealed and sent to the Wellab Ltd. for weighing.
 - Before weighing, all filters were equilibrated in a conditioning environment for 24 hours. The conditioning environment should be between 25°C and 30°C and not vary by more than ± 3 °C; the relative humidity (RH) should be < 50% and not vary by more than ± 5 %. A convenient working RH is 40%. Weighing results were returned to Cinotech for further analysis of TSP concentrations collected by each filter.

Maintenance/Calibration

3.18 The following maintenance/calibration was required for the HVS:

- The high volume motors and their accessories were properly maintained. Appropriate maintenance such as routine motor brushes replacement and electrical wiring checking were made to ensure that the equipment and necessary power supply are in good working condition.
- Calibration of the HVS (five point calibration) using Calibration Kit was carried out every two months. Copies of calibration certificates are attached in **Appendix C**.
- The HVS calibration orifice will be calibrated annually.

Action and Limit Levels for Dust Monitoring

3.19 The Action and Limit levels have been established and are presented in **Appendix B** and the Event / Action Plan (EAP) for dust monitoring is presented in **Appendix I**.

Landscape and Visual

3.20 In accordance with the EM&A Manual, the landscape and visual mitigation measures shall be implemented and a site inspection shall be conducted once every two weeks throughout the construction period. The Event / Action Plan (EAP) for landscape and visual is presented in **Appendix I**. The implementation status is given in **Appendix J**.

4 IMPLEMENTATION STATUS ON ENVIRONMENTAL PROTECTION REQUIREMENTS

- 4.1 The Contractor has implemented environmental mitigation measures and requirements as stated in the EIA Report, the Environmental Permit and EM&A Manual. The implementation status of the environmental mitigation measures of the reporting period is summarized in **Appendix J**. Status of required submissions under the Environmental Permit (EP) of the reporting period is presented in **Table 4.1**.

Table 4.1 Status of Required Submissions under EP

EP Condition	Submission	Submission Date
Condition 3.4	Monthly EM&A Report (February 2016)	14 th March 2016

5 MONITORING RESULTS

Regular Construction Noise Monitoring

- 5.1 A total of 10 sets of 30-minute construction noise measurements were carried out at the monitoring stations during normal weekdays of the reporting period by ET of SCL Works Contract 1106. No exceedance of the limit level was recorded at designated monitoring stations.
- 5.2 All noise monitoring results recorded at NMS-CA-5⁽¹⁾/NMS-CA-2⁽²⁾ (Block 1, Rhythm Garden (northern façade)) in March 2016 exceeded the daytime construction noise criterion. However, the results are not considered as exceedance since the results were below the baseline noise level. The noise monitoring results recorded at NMS-CA-4⁽¹⁾/NMS-CA-3⁽²⁾ (Block 1, Rhythm Garden (north-eastern façade)) in March 2016 did not exceed the daytime construction noise criterion.
- 5.3 The noise monitoring results together with their graphical presentations are presented in **Appendix F**.
- 5.4 No exceedance of the Action and Limit Levels of construction noise due to the Project was recorded during the reporting period.

Regular Dust Monitoring

- 5.5 A total of 6 sets of 24-hour TSP monitoring were carried out at the designated monitoring stations during normal weekdays of the reporting period by ET of SCL Works Contract 1106. The monitoring results together with their graphical presentations are presented in **Appendix E** and a summary of the dust monitoring results in this reporting month is given in **Table 5.1**.

Table 5.1 Summary Table of Dust Monitoring Results during the reporting month

Parameter	Minimum µg/m ³	Maximum µg/m ³	Average µg/m ³	Action Level, µg/m ³	Limit Level, µg/m ³
24-hr TSP (DMS-4 ⁽¹⁾⁽³⁾ / DMS-3 ⁽²⁾⁽³⁾)	32.4	123.0	69.9	160.4	260

Remarks:

- (1) Station ID as identified in approved EM&A Manual / EIA Report for SCL(TAW-HUH).
- (2) Station ID as identified in approved EM&A Manual / EIA Report for SCL(HHS).
- (3) Dust monitoring on DMS-4⁽¹⁾/DMS-3⁽²⁾ (Block 1, Rhythm Garden) is carried out by Environmental Team of SCL Works Contract 1106.
- 5.6 Based on observation during the on-site monitoring, road traffic emission nearby is considered as a potential dust source other than construction works of the Project that affects the monitoring results of the reporting month.
- 5.7 Wind monitoring data were obtained from Kai Tak Meteorological Station of Hong Kong Observatory and shown on **Appendix E**.
- 5.8 No exceedance of the Action and Limit Levels of the 24-hour TSP was recorded during the reporting period.

Waste Management

5.9 Waste generated from this Project includes inert construction and demolition (C&D) materials and non-inert C&D materials. Non-inert C&D materials are made up of general refuse, vegetative wastes and recyclable wastes like plastics and paper/cardboard packaging materials. Steel materials generated from the project are also grouped into non-inert C&D materials as the materials were not disposed of with other inert C&D materials. With reference to relevant handling records and trip tickets of this Project, the quantities of different types of waste generated in the reporting month are summarised in **Table 5.2**. 190m³ of C&D materials and 40 tonnes of general refuse were generated and disposed; No paper/cardboard packaging metals, plastics and chemical waste were generated during this reporting month. Details of waste management data is presented in **Appendix K**.

Table 5.2 Quantities of Waste Generated from the Project

Reporting Month	Quantity					
	C&D Materials (inert) ^(a)	C&D Materials (non-inert) ^(b)				
		General Refuse	Chemical Waste	Recycled materials		
Paper/ cardboard	Plastics			Metals		
March 2016	190 m ³	40 tonnes	0 kg	0 kg	0 kg	0 kg

Notes:
 (a) Inert C&D materials include bricks, concrete, building debris, rubble and excavated soil,
 (b) Non-inert C&D materials include steel, paper/cardboard packaging waste, plastics and other wastes such as general refuse and vegetative wastes. Steel materials generated from the project are grouped into non-inert C&D materials as the materials were not disposed of with other inert C&D materials.

Landscape and Visual

5.10 Bi-weekly inspection of the implementation of landscape and visual mitigation measures was conducted on 3rd, 17th and 31st March 2016. The observations and recommendations made during the audit sessions are summarized in **Table 6.1**.

6 ENVIRONMENTAL SITE INSPECTION

Site Audit

- 6.1 Site audit was carried out by ET on weekly basis to monitor the timely implementation of proper environmental management practices and mitigation measures in the Project site. The summaries of site audit are attached in **Appendix H**.
- 6.2 Site audits were conducted on 3rd, 10th, 17th, 24th and 31st March 2016 by ET. A joint site audit with the representative with IEC, ER, the Contractor and the ET was carried out on 17th March 2016. No site inspection was conducted by EPD in the reporting month. The details of observations during site audit can refer to **Table 6.1**.

Implementation Status of Environmental Mitigation Measures

- 6.3 According to the EIA Study Report, Environmental Permit and the EM&A Manual of the Project, the mitigation measures detailed in the documents are recommended to be implemented during the construction phase. An updated summary of the Environmental Mitigation Implementation Schedule (EMIS) is provided in **Appendix J**.
- 6.4 During site inspections in the reporting month, no non-conformance was identified. The observations and recommendations made during the audit sessions are summarized in **Table 6.1**.

Table 6.1 Observations and Recommendations of Site Audit

Parameters	Date	Observations and Recommendations	Follow-up
<i>Water Quality</i>	24 th March 2016	<u>Observation:</u> Stand water should be cleared and sandbags should be placed to avoid any muddy runoff to the drainage.	As observed on 31 st March, stand water was cleared and sandbags were placed to avoid muddy runoff to the discharge.
<i>Noise</i>	---	---	---
<i>Landscape and Visual</i>	---	---	---
<i>Air Quality</i>	3 rd March 2016	<u>Reminder:</u> Contractor was reminded to cover cement bags properly at Box Culvert upstream.	As observed on 10 th March, cement bags were removed by the contractor.
<i>Waste / Chemical Management</i>	---	---	---
<i>Permits/Licenses</i>	---	---	---

7 ENVIRONMENTAL NON-CONFORMANCE

Summary of Exceedances

- 7.1 No exceedance of the Action and Limit Levels of regular construction noise monitoring and 24-hour TSP monitoring was recorded during the reporting period. The summary of exceedance is provided in **Appendix G**.

Summary of Environmental Non-Compliance

- 7.2 No environmental non-compliance was recorded in the reporting month.

Summary of Environmental Complaint

- 7.3 No environmental Project-related complaint was received in the reporting month. The Cumulative Complaint Log since the commencement of the Project is presented in **Appendix L**.

Summary of Environmental Summon and Successful Prosecution

- 7.4 There was no successful environmental prosecution or notification of summons received since the Project commencement. The Cumulative Log for environmental summon and successful prosecution since the commencement of the Project is presented in **Appendix L**.

8 FUTURE KEY ISSUES

Construction Programme for the Next Month

- 8.1 A tentative construction programme is provided in **Appendix A**. The major construction activities in the coming month will include:
- Tunnel construction at cut and cover tunnels; and
 - Reinstatement and Backfilling works of Box Culvert.

Key Issues in the Next Month

- 8.2 Key issues to be considered in the coming month include:
- Dust impact from excavating works;
 - Dust arising from loading, unloading, transfer, handling or storage of bulk cement or dry PFA and bentonite;
 - Treatment of wastewater from shaft excavation works;
 - To ensure the performance of sorting of C&D materials at source (during generation); and
 - To carry out inspection of dump truck at site exit to ensure inert and non-inert C&D materials are properly segregated before removing off site.

Monitoring Schedule in the Next Month

- 8.3 The tentative schedule of regular construction noise monitoring and 24-hour TSP monitoring at Rhythm Garden in the next reporting period is presented in **Appendix D**. The regular construction noise monitoring and 24-hour TSP monitoring will be conducted at the same monitoring locations in the next reporting period.

9 CONCLUSIONS AND RECOMMENDATIONS

Conclusions

- 9.1 The Environmental Monitoring and Audit (EM&A) Report presents the EM&A works undertaken during the period from 1st to 31st March 2016 in accordance with EM&A Manual and the requirement under EP.
- 9.2 No exceedance of the Action and Limit Levels of regular construction noise and 24-hour TSP monitoring was recorded at the designated monitoring stations during the reporting month.
- 9.3 5 times of joint weekly site inspections were conducted by representatives of the Contractor, Engineer and Contractor's ET and 3 times of bi-weekly inspection of the implementation of landscape and visual mitigation measures were conducted during the reporting period.
- 9.4 There was no Project related environmental complaint, successful prosecution or notification of summons received during the reporting month.
- 9.5 The ET will keep track on the EM&A programme to ensure compliance of environmental requirements and the proper implementation of all necessary mitigation measures.

Recommendations

- 9.6 According to the environmental audit performed in the reporting month, the following recommendations were made:

Water Quality

- Stand water and muddy runoff should be avoided.

Landscape and Visual

- N/A

Noise

- N/A

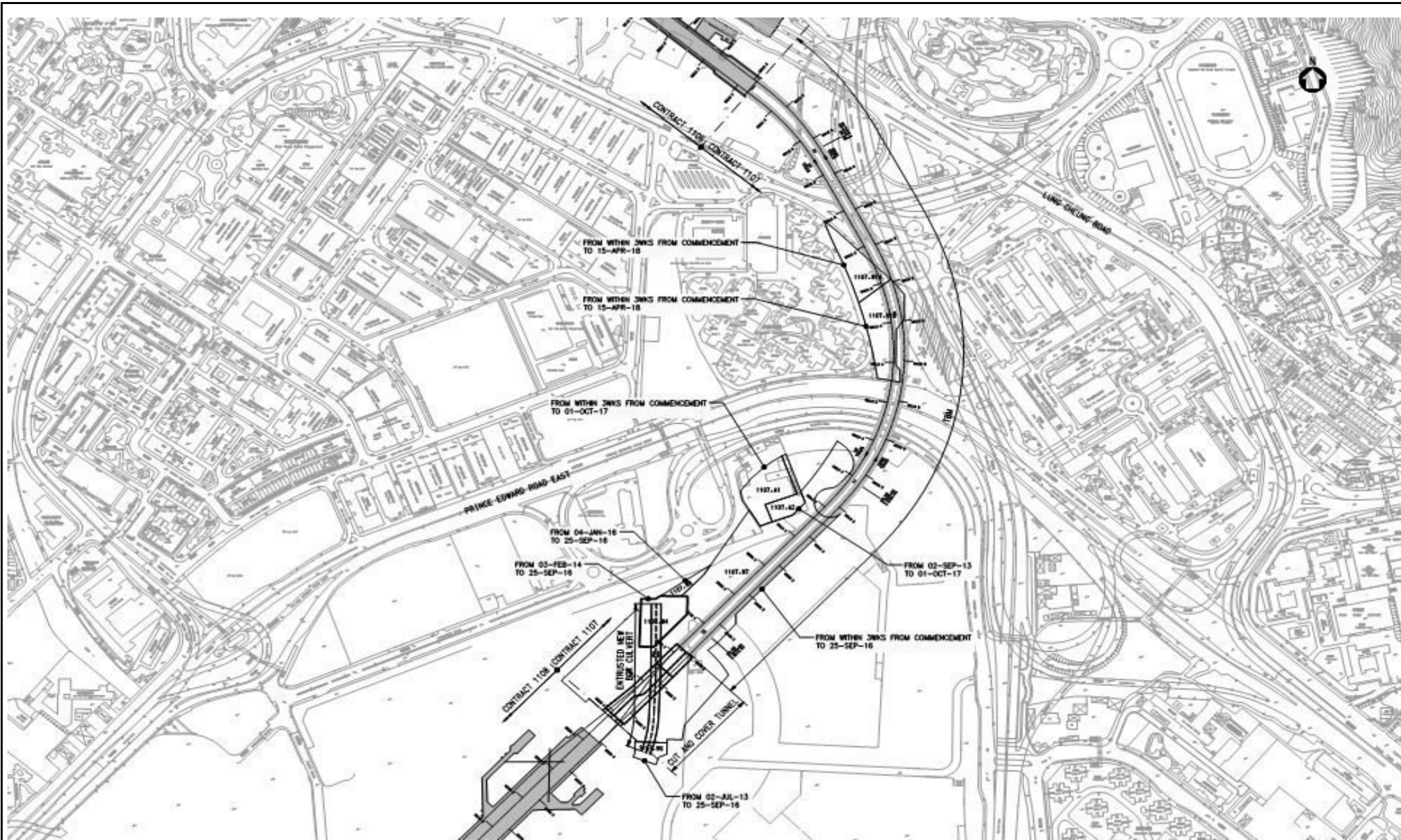
Air Quality

- Cement bags should be covered entirely to avoid dust generation.

Waste/Chemical Management

- N/A

FIGURES



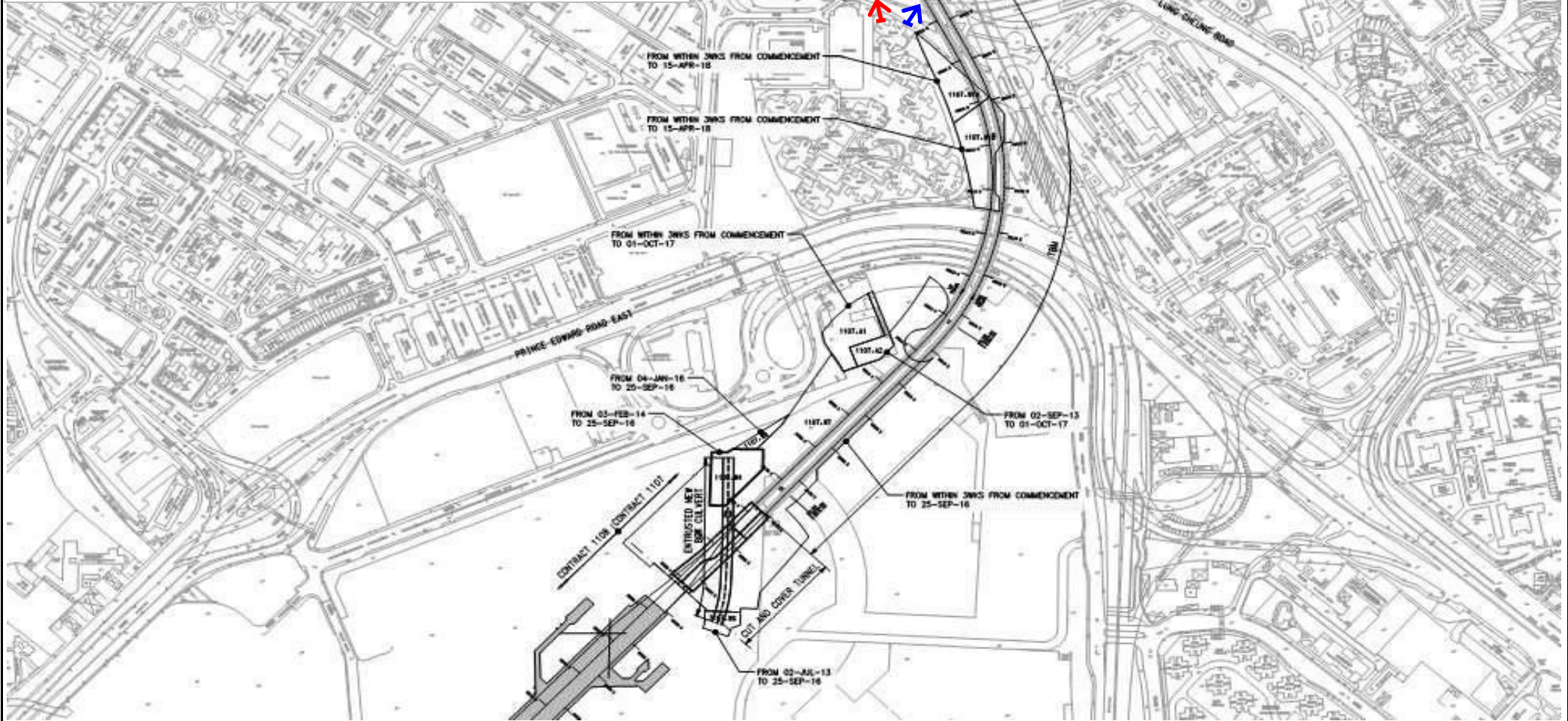
Title	MTR SCL Works Contract 1107 Diamond Hill to Kai Tak Tunnels Site Layout Plan	Scale	N.T.S	Project No.	MA13018	CINOTECH
		Date	May-13	Figure	1	

Legend:

- ➔ NMS-CA-4⁽¹⁾/NMS-CA-3⁽²⁾ Block 1, Rhythm Garden (north-eastern façade)
- ➔ NMS-CA-5⁽¹⁾/NMS-CA-2⁽²⁾ Block 1, Rhythm Garden (northern façade)

Note:

- (1) NSR ID as identified in approved EM&A Manual / EIA Report for SCL(TAW-HUH).
- (2) NSR ID as identified in approved EM&A Manual / EIA Report for SCL(HHS).



Title MTR SCL Works Contract 1107 Diamond Hill to Kai Tak Tunnels Locations of Constrction Noise Monitoring	Scale	N.T.S	Project No.	MA13018
	Date	May-13	Figure	2

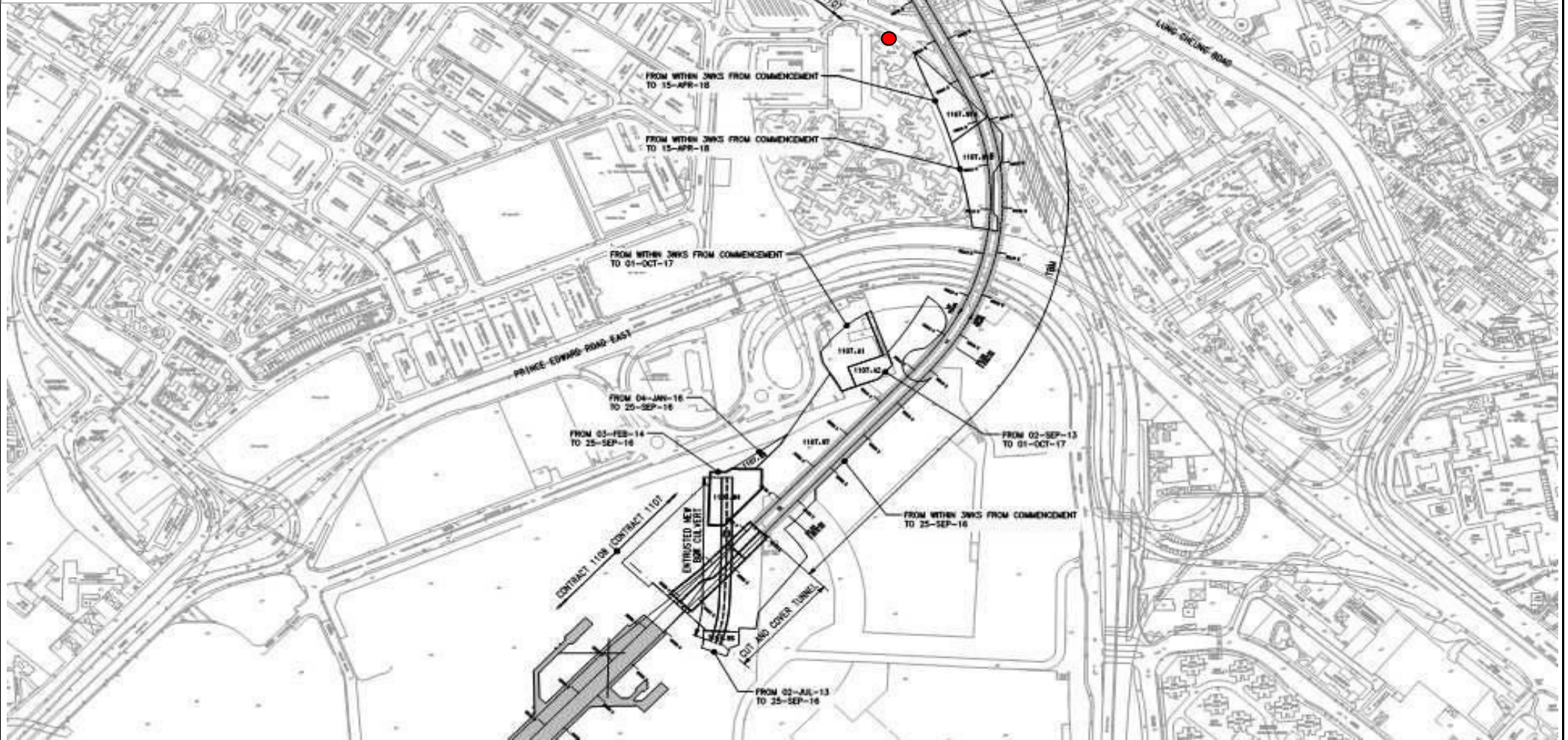


Legend:

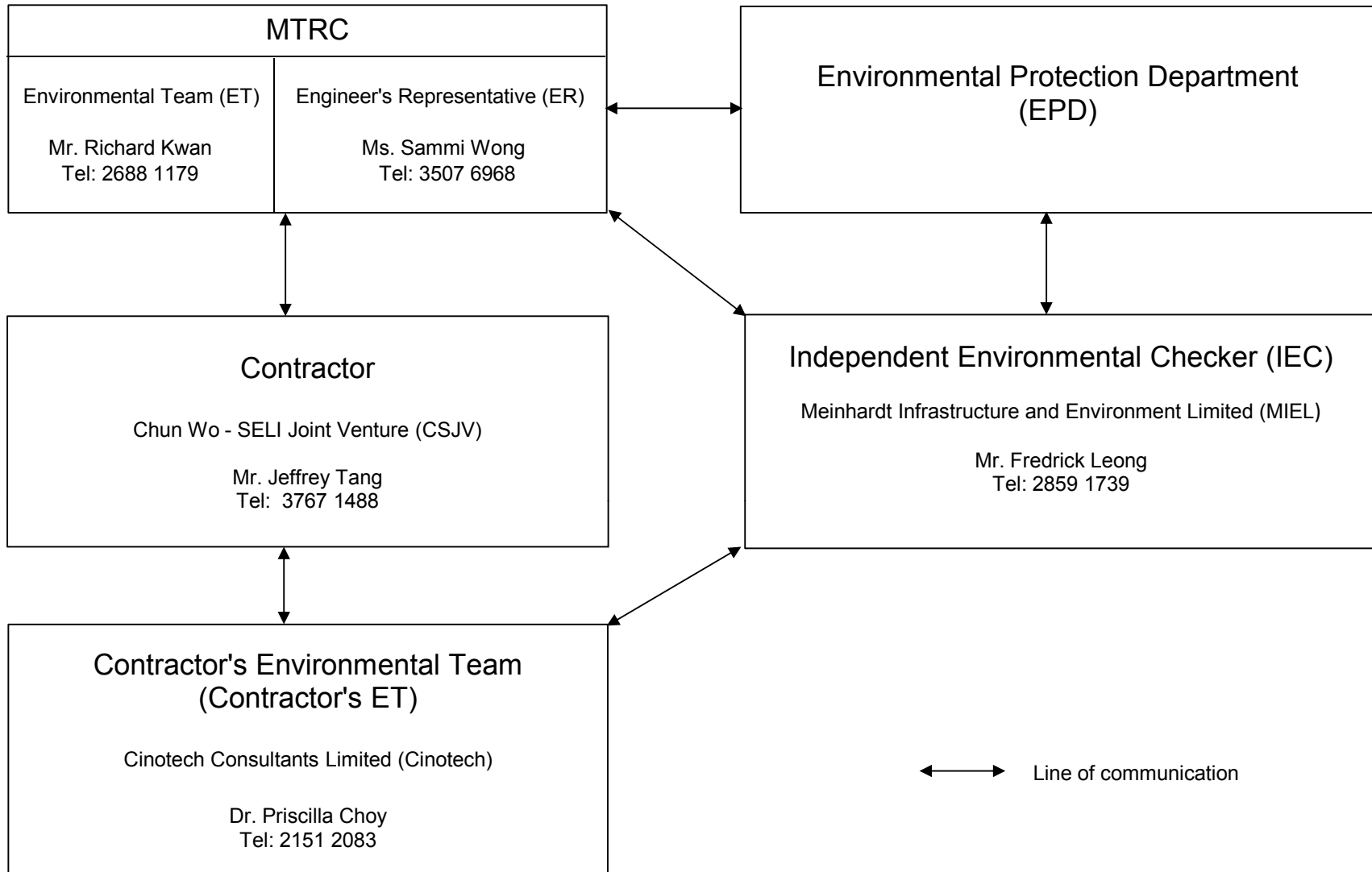
- DMS-4⁽¹⁾/DMS-3⁽²⁾ Block 1, Rhythm Garden

Note:

- (1) ASR ID as identified in approved EM&A Manual / EIA Report for SCL(TAW-HUH).
- (2) ASR ID as identified in approved EM&A Manual / EIA Report for SCL(HHS).



Title	MTR SCL Works Contract 1107 Diamond Hill to Kai Tak Tunnels Location of Dust Monitoring	Scale	N.T.S	Project No.	MA13018	CINOTECH
		Date	May-13	Figure	3	



← → Line of communication

Title	MTR SCL Works Contract 1107 Diamond Hill to Kai Tak Tunnels	Scale	N.T.S	Proposal No.	MA13018	CINOTECH
	Organisation Chart and Key Contact of the Project	Date	Jul 2014	Figure	4	

**APPENDIX A
TENTATIVE CONSTRUCTION
PROGRAMME**

Activity ID	Activity Name	O Dur	MP Start	MP Finish	Last Mth Start	Last Mth Finish	Start	Finish	2016				
									Feb	Mar	Apr	May	Jun
MTRC SCL 1107 DIH to KAT Tunnels 3 M													
Schedule of Completion Obligation & Otl													
Table 2 Sections of the Works													
1107.CD10030	2A Complete drainage box culvert under MTR SCL Entrustment scope & accepted by CEDD & relevant Gov Dept 3JUL16	0		26-Apr-16		13-Apr-16		18-May-16*					
Table 3 Completion of Specified Parts of the V													
1107.CD10080	3E Complete 2nd tunnel drive (DN) retrieval and vacated from DIH East relevant works area 31JAN16	0	14-Jul-15	14-Jul-15	30-Jan-16	30-Jan-16	30-Jan-16 A	30-Jan-16 A					
Schedule of Milestone Dates - Cost Centre A													
1107.MS10270	A12 Engineer's confirmation of satisfactory implementation of Programming Management System	0	27-Mar-16	27-Mar-16	27-Mar-16	27-Mar-16	19-Jan-16 A	19-Jan-16 A					
Schedule of Milestone Dates - Cost Centre C													
1107.MS10530	C11 Tunnel invert and walkway of DN Track tunnel from Kai Tak to DIH complete 27MAR16	0	04-Aug-15	04-Aug-15	27-Feb-16	27-Feb-16	20-Feb-16 A	20-Feb-16 A					
Schedule of Milestone Dates - Cost Centre G													
1107.MS10720	G2 Excavation and base slab of drainage box culvert under CEDD SCL entrustment complete 31JAN16	0		12-Jan-16		19-Mar-16		15-Apr-16*					
1107.MS10730	G3 Wall and top slab of drainage box culvert under CEDD SCL entrustment complete 8MAY16	0		06-Feb-16		05-Apr-16		27-Apr-16*					
1107.MS10740	G4 Drainage box culvert under CEDD SCL entrustment complete & accepted by CEDD & relevant Government Depts 3JUL16	0		17-Mar-16		30-Apr-16		18-May-16*					
Schedule of Milestone Dates - Cost Centre I (f													
1107.MS10900	I11 Tunnel invert and walkway of DN Track tunnel from Kai Tak to DIH complete 27MAR16	0	04-Aug-15	04-Aug-15	27-Feb-16	27-Feb-16	20-Feb-16 A	20-Feb-16 A					
Cost Centre A - Preliminaries													
Contractor Submission Schedule													
1107.12390	P56.8.1 Initiate CEDD Entrustment Works Hand Over Meetings	22	11-Feb-16	07-Mar-16	06-Apr-16	30-Apr-16	13-Apr-16	09-May-16					
Project Audit													
1107.12530	3rd Audit of programming management system	29	20-Jan-16	18-Mar-16	15-Feb-16	18-Mar-16	19-Jan-16 A	19-Jan-16 A					
1107.12550	4th Audit of safety & environmental plans	30	16-May-16	20-Jun-16	16-May-16	20-Jun-16	16-May-16*	20-Jun-16					
Site Enabling Works													
Site Setup													
Misc Items													
1107.19061	Provision of Site General Staff (Drivers, Amahs, etc) - 20Jan16 to 4Feb16	14			20-Jan-16	04-Feb-16	20-Jan-16 A	04-Feb-16 A					
1107.19062	Provision of Site General Staff (Drivers, Amahs, etc) - 5Feb16 to 24Feb16	14			05-Feb-16	24-Feb-16	05-Feb-16 A	24-Feb-16 A					
1107.19063	Provision of Site General Staff (Drivers, Amahs, etc) - 25Feb16 to 11Mar16	14			25-Feb-16	11-Mar-16	25-Feb-16 A	11-Mar-16					
1107.19064	Provision of Site General Staff (Drivers, Amahs, etc) - 12Mar16 to 31Mar16	14			12-Mar-16	31-Mar-16	12-Mar-16	31-Mar-16					
1107.19070	Provision of Site General Staff (Drivers, Amahs, etc) - 1Apr16 to 19Apr16	15	01-Apr-16	30-Jun-16	01-Apr-16	19-Apr-16	01-Apr-16	19-Apr-16					
1107.19071	Provision of Site General Staff (Drivers, Amahs, etc) - 20Apr16 to 7May16	15			20-Apr-16	07-May-16	20-Apr-16	07-May-16					
1107.19072	Provision of Site General Staff (Drivers, Amahs, etc) - 9May16 to 26May16	15			09-May-16	26-May-16	09-May-16	26-May-16					
1107.19073	Provision of Site General Staff (Drivers, Amahs, etc) - 27May16 to 14Jun16	15			27-May-16	14-Jun-16	27-May-16	14-Jun-16					
1107.19251	Provision of Site General Labour for Temporary Works - 20Jan16 to 4Feb16	14			20-Jan-16	04-Feb-16	20-Jan-16 A	04-Feb-16 A					

- Master Prog Baseline Bar
- Last Month Forecast Bar
- Actual Work
- Remaining Work
- Critical Remaining Work
- Milestone
- Summary

Activity ID	Activity Name	O Dur	MP Start	MP Finish	Last Mth Start	Last Mth Finish	Start	Finish	2016					
									Feb	Mar	Apr	May	Jun	
1107.19252	Provision of Site General Labour for Temporary Works - 5Feb16 to 24Feb16	14			05-Feb-16	24-Feb-16	05-Feb-16 A	24-Feb-16 A	Provision of Site General Labour for Temporary Works - 5Feb16 to 24Feb16					
1107.19253	Provision of Site General Labour for Temporary Works - 25Feb16 to 11Mar16	14			25-Feb-16	11-Mar-16	25-Feb-16 A	11-Mar-16	Provision of Site General Labour for Temporary Works - 25Feb16 to 11Mar16					
1107.19254	Provision of Site General Labour for Temporary Works - 12Mar16 to 31Mar16	14			12-Mar-16	31-Mar-16	12-Mar-16	31-Mar-16	Provision of Site General Labour for Temporary Works - 12Mar16 to 31Mar16					
1107.19260	Provision of Site General Labour for Temporary Works - 1Apr16 to 19Apr16	15	01-Apr-16	30-Jun-16	01-Apr-16	19-Apr-16	01-Apr-16	19-Apr-16	Provision of Site General Labour for Temporary Works - 1Apr16 to 19Apr16					
1107.19261	Provision of Site General Labour for Temporary Works - 20Apr16 to 7May16	15			20-Apr-16	07-May-16	20-Apr-16	07-May-16	Provision of Site General Labour for Temporary Works - 20Apr16 to 7May16					
1107.19262	Provision of Site General Labour for Temporary Works - 9May16 to 26May16	15			09-May-16	26-May-16	09-May-16	26-May-16	Provision of Site General Labour for Temporary Works - 9May16 to 26May16					
1107.19263	Provision of Site General Labour for Temporary Works - 27May to 14Jun16	15			27-May-16	14-Jun-16	27-May-16	14-Jun-16	Provision of Site General Labour for Temporary Works - 27May to 14Jun16					
Cost Centre C - Tunnel Construction by Tunnel Boring Construction - DN Track		130	18-Jun-15	27-Mar-16	12-Dec-15	21-Apr-16	12-Dec-15 A	25-May-16	25-May-16					
Tunnel Boring Construction - DN Track		83	11-Jul-15	27-Mar-16	12-Dec-15	27-Mar-16	12-Dec-15 A	27-Mar-16	27-Mar-16, Tunnel Boring Construction - DN Track					
1107.14330	DN Track Tunnel Invert & Walkway (100% Complete)	21	11-Jul-15	04-Aug-15	12-Dec-15	08-Jan-16	12-Dec-15 A	20-Feb-16 A	DN Track Tunnel Invert & Walkway (100% Complete)					
1107.14340	C11 Tunnel invert and walkway of DN Track tunnel from Kai Tak to DIH complete	0		27-Mar-16		27-Mar-16		27-Mar-16*	C11 Tunnel invert and walkway of DN Track tunnel from Kai Tak to DIH complete					
Cross Passages		112	18-Jun-15	10-Sep-15	06-Jan-16	21-Apr-16	06-Jan-16 A	25-May-16	25-May-16					
Phase 2 - From DN Track		112	18-Jun-15	10-Sep-15	06-Jan-16	21-Apr-16	06-Jan-16 A	25-May-16	25-May-16					
DIH 001		84	18-Jun-15	22-Jul-15	06-Jan-16	30-Mar-16	06-Jan-16 A	20-Apr-16	20-Apr-16, DIH 001					
1107.14530	Excavation	16	18-Jun-15	03-Jul-15	06-Jan-16	23-Jan-16	06-Jan-16 A	11-Mar-16	Excavation					
1107.14540	Lining	16	04-Jul-15	17-Jul-15	22-Feb-16	10-Mar-16	12-Mar-16	02-Apr-16	Lining					
1107.14545	Cut UP Track Rings & Complete Lining	10			11-Mar-16	22-Mar-16	05-Apr-16	15-Apr-16	Cut UP Track Rings & Complete Lining					
1107.14550	Complete Cross Passage	4	18-Jul-15	22-Jul-15	23-Mar-16	30-Mar-16	16-Apr-16	20-Apr-16	Complete Cross Passage					
DIH 002		78	18-Jun-15	22-Jul-15	21-Jan-16	05-Apr-16	30-Jan-16 A	28-Apr-16	28-Apr-16, DIH 002					
1107.14570	Excavation	16	18-Jun-15	03-Jul-15	21-Jan-16	11-Feb-16	30-Jan-16 A	19-Mar-16	Excavation					
1107.14580	Lining	16	04-Jul-15	17-Jul-15	12-Feb-16	01-Mar-16	21-Mar-16	12-Apr-16	Lining					
1107.14585	Cut UP Track Rings & Complete Lining	10			02-Mar-16	12-Mar-16	13-Apr-16	23-Apr-16	Cut UP Track Rings & Complete Lining					
1107.14590	Complete Cross Passage	4	18-Jul-15	22-Jul-15	31-Mar-16	05-Apr-16	25-Apr-16	28-Apr-16	Complete Cross Passage					
DIH 003		88	23-Jul-15	10-Sep-15	03-Feb-16	21-Apr-16	03-Feb-16 A	25-May-16	25-May-16					
1107.14600	Frame Installation & Rings Cutting	3	23-Jul-15	25-Jul-15	03-Feb-16	05-Feb-16	03-Feb-16 A	05-Feb-16 A	Frame Installation & Rings Cutting					
1107.14610	Excavation	16	27-Jul-15	08-Aug-15	06-Feb-16	27-Feb-16	12-Mar-16	02-Apr-16	Excavation					
1107.14620	Lining	16	10-Aug-15	22-Aug-15	29-Feb-16	17-Mar-16	05-Apr-16	22-Apr-16	Lining					
1107.14625	Cut UP Track Rings & Complete Lining	10			18-Mar-16	01-Apr-16	23-Apr-16	05-May-16	Cut UP Track Rings & Complete Lining					
1107.14630	Complete Cross Passage	4	24-Aug-15	27-Aug-15	02-Apr-16	07-Apr-16	06-May-16	10-May-16	Complete Cross Passage					
1107.14640	DN Track Tunnel Clean/Touch up	12	28-Aug-15	10-Sep-15	08-Apr-16	21-Apr-16	11-May-16	25-May-16	DN Track Tunnel Clean/Touch up					
Demobilisation of TBM		12			30-Jan-16	16-Feb-16	30-Jan-16 A	16-Feb-16 A	16-Feb-16 A, Demobilisation of TBM					
1107.14844	Site Plant Removal 100%	12			30-Jan-16	16-Feb-16	30-Jan-16 A	16-Feb-16 A	Site Plant Removal 100%					
Cost Centre D - KAT Cut & Cover Tunnel Excavation & C&C Tunnel Structure		9	11-Sep-15	21-Sep-15	22-Apr-16	03-May-16	26-May-16	04-Jun-16	04-Jun-16					
Launch Shaft (DN Track) - Post TBM Works		9	11-Sep-15	21-Sep-15	22-Apr-16	03-May-16	26-May-16	04-Jun-16	04-Jun-16					
1107.16250	Remove Noise Enclosure & Gantry Crane	9	11-Sep-15	21-Sep-15	22-Apr-16	03-May-16	26-May-16	04-Jun-16	04-Jun-16					



Data Date 01-Mar-16
Page 2 of 3
SCL1107 M-3MR-036
Printed 10-Mar-16 13:57

MTRC SCL 1107 DIH to KAT Tunnels 3
Month Rolling Programme 036 with Phase 1
DRM
Data Date 01-Mar-16

Date	Revision	Checked	Approved
See 2nd Col	0	KCL	KCL

- █ Master Prog Baseline Bar
- █ Last Month Forecast Bar
- █ Actual Work
- █ Remaining Work
- █ Critical Remaining Work
- ◆ Milestone
- ▼ Summary

Activity ID	Activity Name	O Dur	MP Start	MP Finish	Last Mth Start	Last Mth Finish	Start	Finish	2016				
									Feb	Mar	Apr	May	Jun
Cost Centre G CEDD Entrusted Works		111	24-Jan-15	03-Jul-16	28-Jan-16	12-May-16	25-Jan-16 A	16-Jun-16					
New Reprovisioned Culvert		111	24-Jan-15	03-Jul-16	28-Jan-16	12-May-16	25-Jan-16 A	16-Jun-16					
South Section of Culvert		23	24-Jan-15	28-Mar-15	28-Jan-16	26-Feb-16	25-Jan-16 A	05-Feb-16 A	05-Feb-16 A, South Section of Culvert				
1107.18540	Bay 12a Walls	4	24-Jan-15	04-Feb-15	28-Jan-16	01-Feb-16	28-Jan-16 A	05-Feb-16 A	Bay 12a Walls				
1107.18550	Bay 12a Roof Slab	6	05-Feb-15	18-Feb-15	11-Feb-16	17-Feb-16	28-Jan-16 A	05-Feb-16 A	Bay 12a Roof Slab				
1107.18570	Bay 13a Walls	4	04-Mar-15	14-Mar-15	16-Feb-16	19-Feb-16	25-Jan-16 A	02-Feb-16 A	Bay 13a Walls				
1107.18580	Bay 13a Roof Slab	6	16-Mar-15	28-Mar-15	20-Feb-16	26-Feb-16	25-Jan-16 A	02-Feb-16 A	Bay 13a Roof Slab				
Final Connection		99	12-Nov-15	03-Jul-16	15-Feb-16	12-May-16	15-Feb-16 A	16-Jun-16					
1107.18600	Divert Water Flow to West Culvert & Plug East Side of Transition Chambers (Dry Season Constraint)	12	12-Nov-15	25-Nov-15	15-Feb-16	27-Feb-16	15-Feb-16 A	22-Mar-16	Divert Water Flow to West Culvert & Plug East Side of Transition Chambers				
1107.18640	Bay 1b Sub base, Blinding & Base Slab	4	04-Jan-16	12-Jan-16	16-Mar-16	19-Mar-16	23-Mar-16	30-Mar-16	Bay 1b Sub base, Blinding & Base Slab				
1107.18650	Bay 1b Walls	4	13-Jan-16	23-Jan-16	21-Mar-16	24-Mar-16	31-Mar-16	05-Apr-16	Bay 1b Walls				
1107.18660	Bay 1b Roof Slab	6	25-Jan-16	06-Feb-16	29-Mar-16	05-Apr-16	06-Apr-16	12-Apr-16	Bay 1b Roof Slab				
1107.18670	Bay 12b Sub base, Blinding & Base Slab	4	26-Nov-15	04-Dec-15	29-Feb-16	03-Mar-16	29-Feb-16 A	29-Mar-16	Bay 12b Sub base, Blinding & Base Slab				
1107.18680	Bay 12b Walls	4	05-Dec-15	16-Dec-15	04-Mar-16	08-Mar-16	30-Mar-16	02-Apr-16	Bay 12b Walls				
1107.18690	Bay 12b Roof Slab	6	17-Dec-15	02-Jan-16	09-Mar-16	15-Mar-16	05-Apr-16	11-Apr-16	Bay 12b Roof Slab				
1107.18700	Bay 13b Sub base, Blinding & Base Slab	4	04-Jan-16	12-Jan-16	16-Mar-16	19-Mar-16	12-Apr-16	15-Apr-16	Bay 13b Sub base, Blinding & Base Slab				
1107.18710	Bay 13b Walls	4	13-Jan-16	23-Jan-16	21-Mar-16	24-Mar-16	16-Apr-16	20-Apr-16	Bay 13b Walls				
1107.18720	Bay 13b Roof Slab	6	25-Jan-16	06-Feb-16	29-Mar-16	05-Apr-16	21-Apr-16	27-Apr-16	Bay 13b Roof Slab				
1107.18730	Remove all Temp Plugs & Silt/Flood Barriers- Drainage Flow Back to Original Alignment	15	11-Feb-16	17-Feb-16	06-Apr-16	12-Apr-16	28-Apr-16	17-May-16	Remove all Temp				
1107.18740	New CEDD Entrusted Culverts Complete	1	18-Feb-16	18-Feb-16	13-Apr-16	13-Apr-16	18-May-16	18-May-16	New CEDD Entr				
1107.18750	Reinstatement of site & Final Inspection with CEDD	24	19-Feb-16	17-Mar-16	14-Apr-16	12-May-16	19-May-16	16-Jun-16					
1107.18780	2A Complete drainage box culvert under MTR SCL Entrustment scope & accepted by CEDD & relevant Gov Dept	0		03-Jul-16		13-Apr-16		18-May-16*	2A Complete dr				
Demolition & Diversion of Nullah 2		18	19-Feb-16	10-Mar-16	14-Apr-16	05-May-16	19-May-16	08-Jun-16					
Reinstatement		18	19-Feb-16	10-Mar-16	14-Apr-16	05-May-16	19-May-16	08-Jun-16					
1107.18100	Demolish Mid Section & Backfill	18	19-Feb-16	10-Mar-16	14-Apr-16	05-May-16	19-May-16	08-Jun-16					

**APPENDIX B
ACTION AND LIMIT LEVELS**

APPENDIX B – Action and Limit Levels**24-Hour TSP**

Regular Dust Monitoring Location	Description	Action Level, $\mu\text{g}/\text{m}^3$	Limit Level, $\mu\text{g}/\text{m}^3$
DMS-4 ⁽¹⁾⁽³⁾ / DMS-3 ⁽²⁾⁽³⁾	Block 1, Rhythm Garden	160.4	260

Note:

- (1) ASR ID as identified in approved EM&A Manual / EIA Report for SCL(TAW-HUH).
- (2) ASR ID as identified in approved EM&A Manual / EIA Report for SCL(HHS).
- (3) Dust monitoring on DMS-3⁽¹⁾/DMS-4⁽²⁾ is carried out by Environmental Team of SCL Works Contract 1106.

Construction Noise

Regular Construction Noise Monitoring Location⁽¹⁾	Description	Time Period	Action Level	Limit Level
NMS-CA-4 ⁽¹⁾⁽⁵⁾ / NMS-CA-3 ⁽²⁾⁽⁵⁾	Block 1, Rhythm Garden (north-eastern façade)	0700-1900 hrs on normal weekdays	When one documented complaint is received	75 dB(A)
NMS-CA-5 ⁽¹⁾⁽³⁾⁽⁵⁾ / NMS-CA-2 ⁽²⁾⁽³⁾⁽⁵⁾	Block 1, Rhythm Garden (northern façade)			65 / 70 dB(A) ⁽⁴⁾

Note:

- (1) NSR ID as identified in approved EM&A Manual / EIA Report for SCL(TAW-HUH).
- (2) NSR ID as identified in approved EM&A Manual / EIA Report for SCL(HHS).
- (3) Access to the monitoring location at Canossa Primary School (San Po Kong) (originally proposed in the approved EM&A Manual) was denied during the baseline monitoring. An alternative location (Block 1, Rhythm Garden (northern façade)) was proposed and approved by the ER and agreed by the IEC and EPD.
- (4) Daytime noise Limit Level of 70 dB(A) applies to education institutions, while 65dB(A) applies during school examination period.
- (5) Noise monitoring on Block 1, Rhythm Garden are carried out by Environmental Team of SCL Works Contract 1106.

**APPENDIX C
CALIBRATION CERTIFICATES FOR
MONITORING EQUIPEMENT**

High-Volume TSP Sampler 5-POINT CALIBRATION DATA SHEET

File No. MA12051/57/0018

Station DMS-4 - Rhythm Garden, Block 1 Operator: WK
 Date: 2-Feb-16 Next Due Date: 1-Apr-16
 Equipment No.: A-01-57 Serial No. 2352

Ambient Condition			
Temperature, Ta (K)	281.2	Pressure, Pa (mmHg)	771

Orifice Transfer Standard Information					
Equipment No.:	A-04-06	Slope, mc (CFM)	0.0593	Intercept, bc	-0.02195
Last Calibration Date:	4-Feb-15	$mc \times Qstd + bc = [\Delta H \times (Pa/760) \times (298/Ta)]^{1/2}$			
Next Calibration Date:	3-Feb-16	$Qstd = \{[\Delta H \times (Pa/760) \times (298/Ta)]^{1/2} - bc\} / mc$			

Calibration of TSP Sampler					
Calibration Point	Orifice			HVS	
	ΔH (orifice), in. of water	$[\Delta H \times (Pa/760) \times (298/Ta)]^{1/2}$	Qstd (CFM) X - axis	ΔW (HVS), in. of water	$[\Delta W \times (Pa/760) \times (298/Ta)]^{1/2}$ Y-axis
1	11.7	3.55	60.22	7.8	2.90
2	9.8	3.25	55.14	6.5	2.64
3	7.6	2.86	48.60	5.2	2.36
4	5.3	2.39	40.65	3.4	1.91
5	3.2	1.85	31.67	1.9	1.43

By Linear Regression of Y on X

Slope, mw = 0.0514 Intercept, bw = -0.1799
 Correlation coefficient* = 0.9989

*If Correlation Coefficient < 0.990, check and recalibrate.

Set Point Calculation

From the TSP Field Calibration Curve, take Qstd = 43 CFM

From the Regression Equation, the "Y" value according to

$$mw \times Qstd + bw = [\Delta W \times (Pa/760) \times (298/Ta)]^{1/2}$$

Therefore, Set Point; $W = (mw \times Qstd + bw)^2 \times (760 / Pa) \times (Ta / 298) =$ 3.83

Remarks: _____

Conducted by: Wk Tang Signature: [Signature] Date: 2/2/16
 Checked by: [Signature] Signature: [Signature] Date: 2 February 2016



Equipment No A-04-06

TISCH ENVIRONMENTAL, INC.
 145 SOUTH MIAMI AVE
 VILLAGE OF CLEVELAND, OH
 45002
 513.467.9000
 877.263.7610 TOLL FREE
 513.467.9009 FAX

ORIFICE TRANSFER STANDARD CERTIFICATION WORKSHEET TE-5025A

Date - Feb 04, 2015 Roots-meter S/N 0438320 Ta (K) - 293
 Operator Tisch Orifice I.D. - 2896 Pa (mm) - 756.92

PLATE OR Run #	VOLUME START (m3)	VOLUME STOP (m3)	DIFF VOLUME (m3)	DIFF TIME (min)	METER	ORFICE
					DIFF Hg (mm)	DIFF H2O (in.)
1	NA	NA	1.00	1.4590	3.2	2.00
2	NA	NA	1.00	1.0330	6.4	4.00
3	NA	NA	1.00	0.9250	7.9	5.00
4	NA	NA	1.00	0.8800	8.8	5.50
5	NA	NA	1.00	0.7260	12.7	8.00

DATA TABULATION

Vstd	(x axis) Qstd	(y axis)	Va	(x axis) Qa	(y axis)
1.0086	0.6913	1.4233	0.9958	0.6825	0.8799
1.0044	0.9723	2.0129	0.9916	0.9599	1.2443
1.0023	1.0835	2.2505	0.9895	1.0697	1.3912
1.0011	1.1377	2.3603	0.9884	1.1231	1.4591
0.9959	1.3718	2.8467	0.9832	1.3542	1.7598

Qstd slope (m) = 2.09317 Qa slope (m) = 1.31071
 intercept (b) = -0.02195 intercept (b) = -0.01357
 coefficient (r) = 0.99997 coefficient (r) = 0.99997

y axis = $\text{SQRT}[\text{H2O}(\text{Pa}/760)(298/\text{Ta})]$

y axis = $\text{SQRT}[\text{H2O}(\text{Ta}/\text{Pa})]$

CALCULATIONS

$V_{std} = \text{Diff. Vol}[(\text{Pa} - \text{Diff. Hg})/760](298/\text{Ta})$

$Q_{std} = V_{std}/\text{Time}$

$V_a = \text{Diff Vol}[(\text{Pa} - \text{Diff Hg})/\text{Pa}]$

$Q_a = V_a/\text{Time}$

For subsequent flow rate calculations:

$Q_{std} = 1/m\{[\text{SQRT}(\text{H2O}(\text{Pa}/760)(298/\text{Ta}))] - b\}$

$Q_a = 1/m\{[\text{SQRT}(\text{H2O}(\text{Ta}/\text{Pa}))] - b\}$

TEST REPORT

APPLICANT: Cinotech Consultants Limited
Room 1710, Technology Park,
18 On Lai Street,
Shatin, NT, Hong Kong

Test Report No.:	C/N/151231
Date of Issue:	2016-01-04
Date Received:	2015-12-31
Date Tested:	2015-12-31
Date Completed:	2016-01-04
Next Due Date:	2017-01-03

ATTN: Mr. W. K. Tang

Page: 1 of 1

Certificate of Calibration

Item for calibration:

Description	: 'SVANTEK' Integrating Sound Level Meter
Manufacturer	: SVANTEK
Model No.	: SVAN 955
Serial No.	: 14303
Microphone No.	: 35222
Equipment No.	: N-08-05

Test conditions:

Room Temperature	: 22 degree Celsius
Relative Humidity	: 53%

Test Specifications:

Performance checking at 94 and 114 dB

Methodology:

In-house method, according to manufacturer instruction manual

Results:

Reference Set Point, dB	Instrument Readings, dB
94	94.0
114	114.0

Remark: 1) This report supersedes the one dated 2012/01/21 with certificate number C/N/120120/1.

PREPARED AND CHECKED BY:

For and On Behalf of **WELLAB Ltd.**


PATRICK TSE
Laboratory Manager

TEST REPORT

APPLICANT: Cinotech Consultants Limited
Room 1710, Technology Park,
18 On Lai Street,
Shatin, NT, Hong Kong

Test Report No.:	C/N/150821/3
Date of Issue:	2015-08-24
Date Received:	2015-08-21
Date Tested:	2015-08-21
Date Completed:	2015-08-24
Next Due Date:	2016-08-23

ATTN: Mr. W.K. Tang

Page: 1 of 1

Certificate of Calibration

Item for calibration:

Description	: 'SVANTEK' Integrating Sound Level Meter
Manufacturer	: SVANTEK
Model No.	: SVAN 957
Serial No.	: 21459
Microphone No.	: 43676
Equipment No.	: N-08-08

Test conditions:

Room Temperature	: 22 degree Celsius
Relative Humidity	: 54%

Test Specifications:

Performance checking at 94 and 114 dB

Methodology:

In-house method, according to manufacturer instruction manual

Results:

Reference Set Point, dB	Instrument Readings, dB
94	94.0
114	114.0

PREPARED AND CHECKED BY:

For and On Behalf of **WELLAB Ltd.**


PATRICK TSE
Laboratory Manager

TEST REPORT

APPLICANT: Cinotech Consultants Limited
Room 1710, Technology Park,
18 On Lai Street,
Shatin, NT, Hong Kong

Test Report No.:	C/N/150821/1
Date of Issue:	2015-08-24
Date Received:	2015-08-21
Date Tested:	2015-08-21
Date Completed:	2015-08-24
Next Due Date:	2016-08-23

ATTN: Mr. W.K. Tang

Page: 1 of 1

Certificate of Calibration

Item for calibration:

Description	: 'SVANTEK' Integrating Sound Level Meter
Manufacturer	: SVANTEK
Model No.	: SVAN 957
Serial No.	: 21460
Microphone No.	: 43679
Equipment No.	: N-08-09

Test conditions:

Room Temperature	: 22 degree Celsius
Relative Humidity	: 54%

Test Specifications:

Performance checking at 94 and 114 dB

Methodology:

In-house method, according to manufacturer instruction manual

Results:

Reference Set Point, dB	Instrument Readings, dB
94	94.0
114	114.0

PREPARED AND CHECKED BY:
For and On Behalf of **WELLAB Ltd.**


PATRICK TSE
Laboratory Manager

TEST REPORT

APPLICANT: Cinotech Consultants Limited
Room 1710, Technology Park,
18 On Lai Street,
Shatin, NT, Hong Kong

Test Report No.:	C/N/151003/1
Date of Issue:	2015-10-04
Date Received:	2015-10-03
Date Tested:	2015-10-03
Date Completed:	2015-10-04
Next Due Date:	2016-10-03

ATTN: Mr. W.K. Tang

Page: 1 of 1

Item for calibration:

Description	: Acoustical Calibrator
Manufacturer	: SVANTEK
Model No.	: SV30A
Serial No.	: 24803
Equipment No.	: N-09-03

Test conditions:

Room Temperature	: 23 degree Celsius
Relative Humidity	: 57%

Methodology:

The Sound Level Calibrator has been calibrated in accordance with the documented procedures and using standard(s) and instrument(s) which are recommended by the manufacturer, or equivalent.

Results:

Sound Pressure Level (1kHz)	Measured SPL	Tolerance
At 94 dB SPL	94.0	94.0 ± 0.1 dB
At 114 dB SPL	114.0	114.0 ± 0.1 dB

PREPARED AND CHECKED BY:
For and On Behalf of **WELLAB Ltd.**



PATRICK TSE
Laboratory Manager

TEST REPORT

APPLICANT: Cinotech Consultants Limited
Room 1710, Technology Park,
18 On Lai Street,
Shatin, NT, Hong Kong

Test Report No.:	C/N/151106/1
Date of Issue:	2015-11-07
Date Received:	2015-11-06
Date Tested:	2015-11-06
Date Completed:	2015-11-07
Next Due Date:	2016-11-06

ATTN: Mr. W.K. Tang

Page: 1 of 1

Item for calibration:

Description	: Acoustical Calibrator
Manufacturer	: Brüel & Kjær
Model No.	: 4231
Serial No.	: 2326353
Equipment No.	: N-02-01

Test conditions:

Room Temperature	: 23 degree Celsius
Relative Humidity	: 56 %

Methodology:

The sound calibrator has been calibrated in accordance with the documented procedures and using standard(s) and instrument(s) which are recommended by the manufacturer, or equivalent.

Results:

Sound Pressure Level (1kHz)	Measured SPL	Tolerance
At 94 dB SPL	94.0	94.0 ± 0.1 dB
At 114 dB SPL	114.0	114.0 ± 0.1 dB

PREPARED AND CHECKED BY:

For and On Behalf of **WELLAB Ltd.**


PATRICK TSE
Laboratory Manager

TEST REPORT

APPLICANT: Cinotech Consultants Limited
Room 1710, Technology Park,
18 On Lai Street,
Shatin, NT, Hong Kong

Test Report No.:	C/N/150821/4
Date of Issue:	2015-08-24
Date Received:	2015-08-21
Date Tested:	2015-08-21
Date Completed:	2015-08-24
Next Due Date:	2016-08-23

ATTN: Mr. W.K. Tang

Page: 1 of 1

Certificate of Calibration

Item for calibration:

Description	: Acoustical Calibrator
Manufacturer	: Brüel & Kjær
Model No.	: 4231
Serial No.	: 2412367
Equipment No.	: N-02-03

Test conditions:

Room Temperature	: 22 degree Celsius
Relative Humidity	: 54%

Methodology:

The Sound Level Calibrator has been calibrated in accordance with the documented procedures and using standard(s) and instrument(s) which are recommended by the manufacturer, or equivalent.

Results:

Sound Pressure Level (1kHz)	Measured SPL	Tolerance
At 94 dB SPL	94.0	94.0 ± 0.1 dB
At 114 dB SPL	114.0	114.0 ± 0.1 dB

PREPARED AND CHECKED BY:
For and On Behalf of **WELLAB Ltd.**


PATRICK TSE
Laboratory Manager

APPENDIX D
IMPACT MONITORING SCHEDULE

**Shatin to Central Link – Contract 1107 Diamond Hill to Kai Tak Tunnels
Impact Air Quality and Noise Monitoring Schedule for March 2016**

Sunday	Monday	Tuesday	Wednesday	Thursday	Friday	Saturday
		1-Mar	2-Mar	3-Mar	4-Mar	5-Mar
		24 hr TSP	Noise			
6-Mar	7-Mar	8-Mar	9-Mar	10-Mar	11-Mar	12-Mar
	24 hr TSP	Noise			24 hr TSP	
13-Mar	14-Mar	15-Mar	16-Mar	17-Mar	18-Mar	19-Mar
	Noise			24 hr TSP		
20-Mar	21-Mar	22-Mar	23-Mar	24-Mar	25-Mar	26-Mar
			24 hr TSP	Noise		
27-Mar	28-Mar	29-Mar	30-Mar	31-Mar		
		24 hr TSP		Noise		

Air Quality Monitoring Station

DMS-4: - Rhythm Garden, Block 1

Noise Monitoring Station

NMS-CA-4: - Block 1, Rhythm Garden (north-eastern façade)

NMS-CA-5: - Block 1, Rhythm Garden (northern façade)

**Shatin to Central Link – Contract 1107 Diamond Hill to Kai Tak Tunnels
Tentative Impact Air Quality and Noise Monitoring Schedule for April 2016**

Sunday	Monday	Tuesday	Wednesday	Thursday	Friday	Saturday
					1-Apr	2-Apr
						24 hr TSP
3-Apr	4-Apr	5-Apr	6-Apr	7-Apr	8-Apr	9-Apr
			Noise		24 hr TSP	
10-Apr	11-Apr	12-Apr	13-Apr	14-Apr	15-Apr	16-Apr
	Noise			24 hr TSP		
17-Apr	18-Apr	19-Apr	20-Apr	21-Apr	22-Apr	23-Apr
	Noise		24 hr TSP			
24-Apr	25-Apr	26-Apr	27-Apr	28-Apr	29-Apr	30-Apr
		24 hr TSP	Noise			

The schedule may be changed due to unforeseen circumstances (adverse weather, etc)

Air Quality Monitoring Station

DMS-4: - Rhythm Garden, Block 1

Noise Monitoring Station

NMS-CA-4: - Block 1, Rhythm Garden (north-eastern façade)

NMS-CA-5: - Block 1, Rhythm Garden (northern façade)

**APPENDIX E
24-HOUR TSP MONITORING RESULTS
AND GRAPHICAL PRESENTATIONIS**

Appendix E - 24-hour TSP Monitoring Results

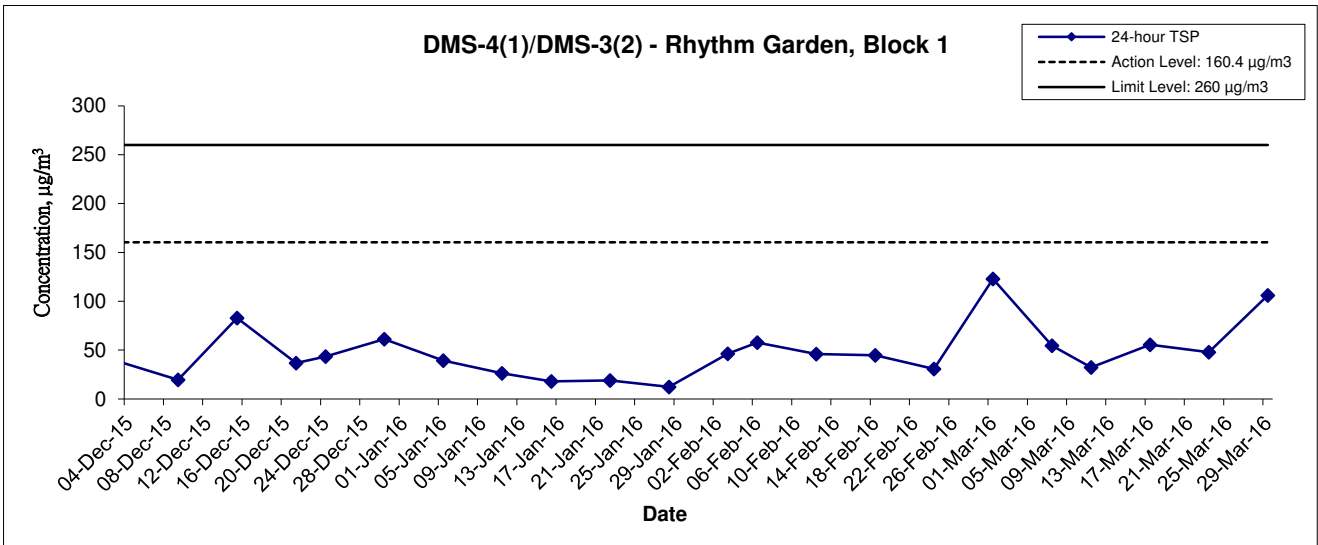
Location DMS-4(1)/DMS-3(2) - Rhythm Garden, Block 1

Sampling Date	Start Time	Weather Condition	Air Temp. (K)	Atmospheric Pressure, Pa (mmHg)	Filter Weight (g)		Particulate weight (g)	Elapse Time		Sampling Time(hrs.)	Flow Rate (m ³ /min.)		Av. flow (m ³ /min)	Total vol. (m ³)	Conc. (µg/m ³)
					Initial	Final		Initial	Final		Initial	Final			
1-Mar-16	9:00	Cloudy	290.4	772.9	3.2886	3.5004	0.2118	5444.5	5468.5	24.0	1.20	1.20	1.20	1721.5	123.0
7-Mar-16	9:00	Cloudy	291.5	765.0	3.2706	3.3641	0.0935	5468.5	5492.5	24.0	1.19	1.19	1.19	1710.4	54.7
11-Mar-16	9:00	Cloudy	283.5	771.2	3.2807	3.3371	0.0564	5516.5	5540.5	24.0	1.21	1.21	1.21	1738.8	32.4
17-Mar-16	9:00	Cloudy	289.7	765.1	3.2383	3.3337	0.0954	5540.5	5564.5	24.0	1.19	1.19	1.19	1715.3	55.6
23-Mar-16	9:00	Cloudy	290.8	769.8	3.3027	3.3848	0.0821	5564.5	5588.5	24.0	1.19	1.19	1.19	1717.2	47.8
29-Mar-16	9:00	Sunny	290.4	769.8	3.3462	3.5283	0.1821	5588.5	5612.5	24.0	1.19	1.19	1.19	1718.3	106.0
														Min	32.4
														Max	123.0
														Average	69.9

Remarks:

- (1) ASR ID as identified in approved EM&A Manual / EIA Report for SCL(TAW-HUH).
- (2) ASR ID as identified in approved EM&A Manual / EIA Report for SCL(HHS).

24-hour TSP Concentration Levels



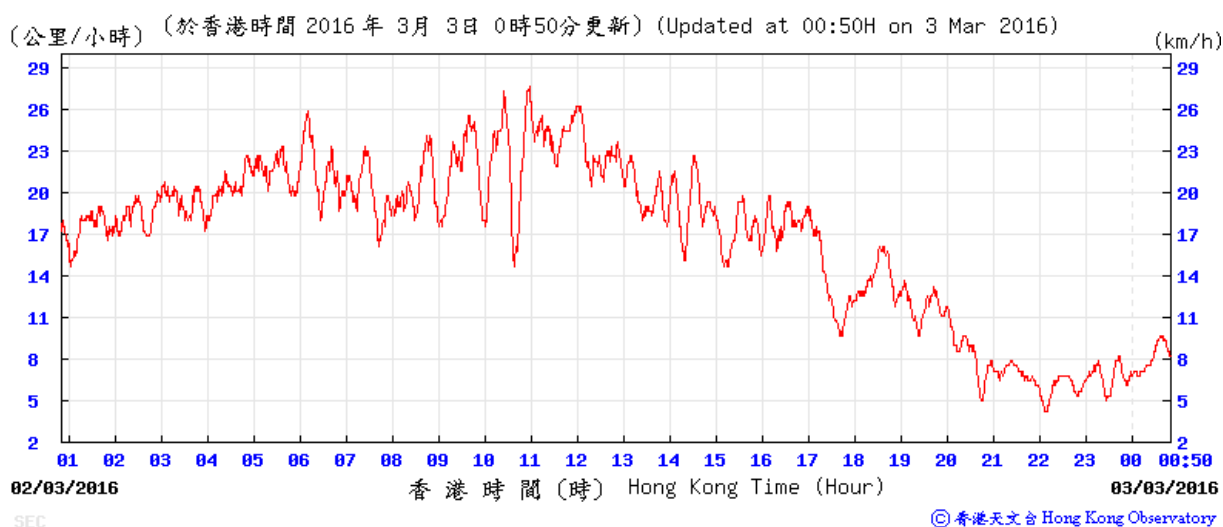
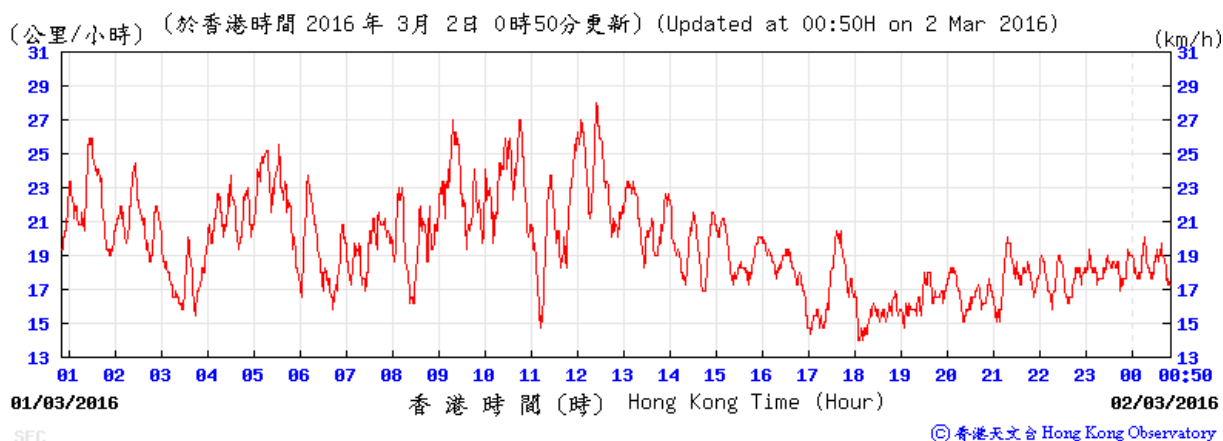
Remarks:

- (1) ASR ID as identified in approved EM&A Manual / EIA Report for SCL(TAW-HUH).
- (2) ASR ID as identified in approved EM&A Manual / EIA Report for SCL(HHS).

Title Shatin to Central Link – Contract 1107 Diamond Hill to Kai Tak Tunnels Graphical Presentation of 24-hour TSP Monitoring Results	Scale N.T.S	Project No. MA13018	
	Date Mar 16	Appendix E	

Average wind speed obtained from the meteorological station at Kai Tak from the Hong Kong Observatory (HKO)

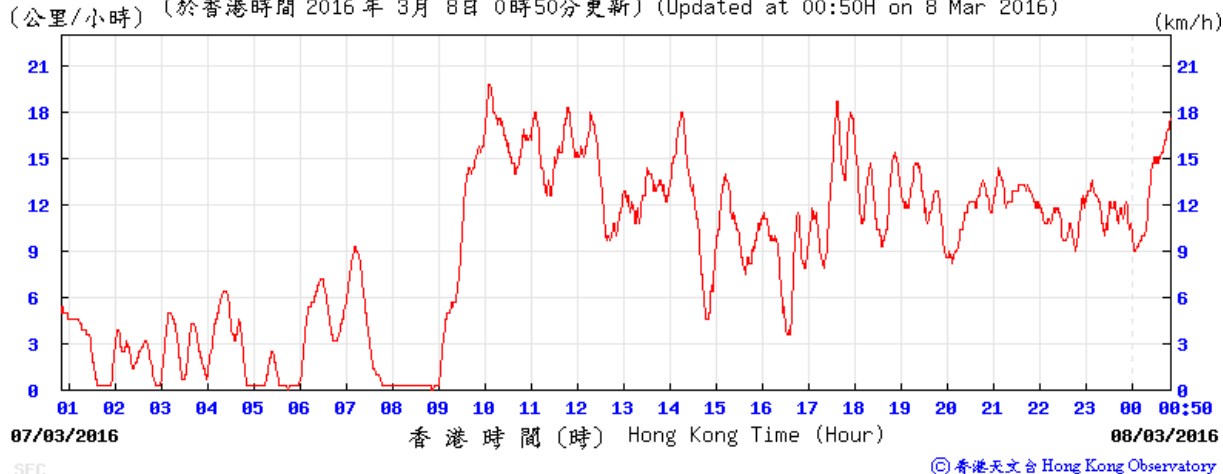
1-2 March 2016



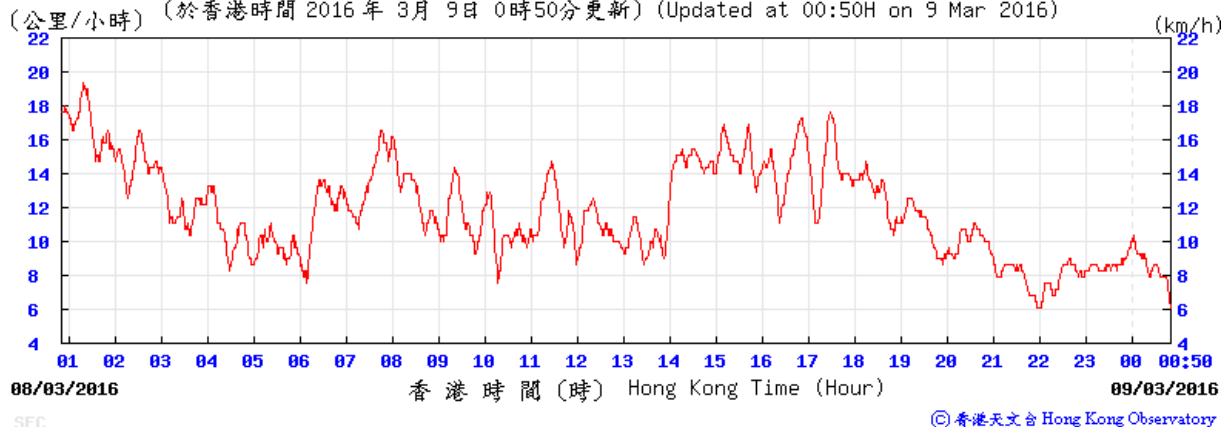
Average wind speed obtained from the meteorological station at Kai Tak from the Hong Kong Observatory (HKO)

7-8 March 2016

(公里/小時) (於香港時間 2016 年 3 月 8 日 0 時 50 分更新) (Updated at 00:50H on 8 Mar 2016)

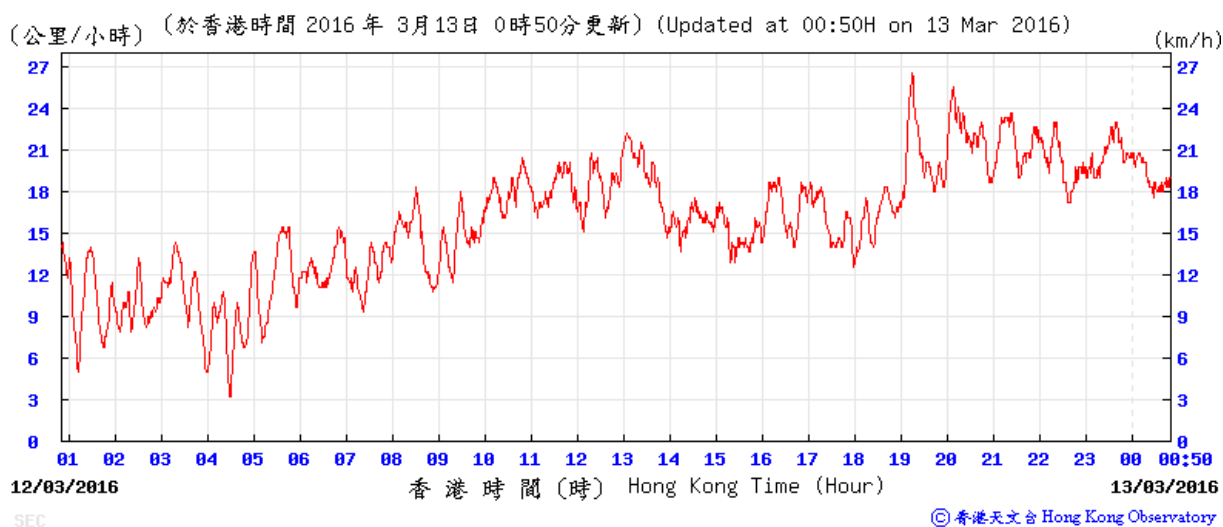
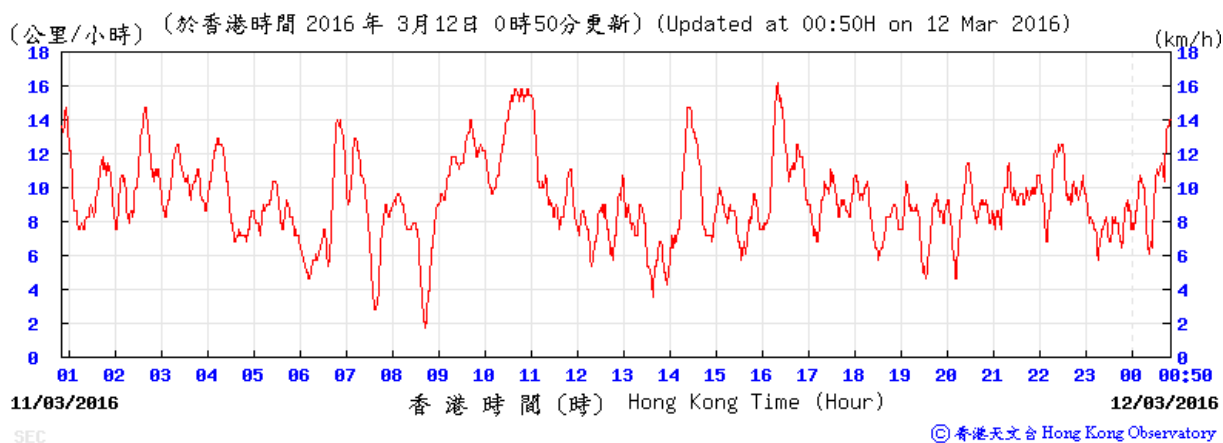


(公里/小時) (於香港時間 2016 年 3 月 9 日 0 時 50 分更新) (Updated at 00:50H on 9 Mar 2016)



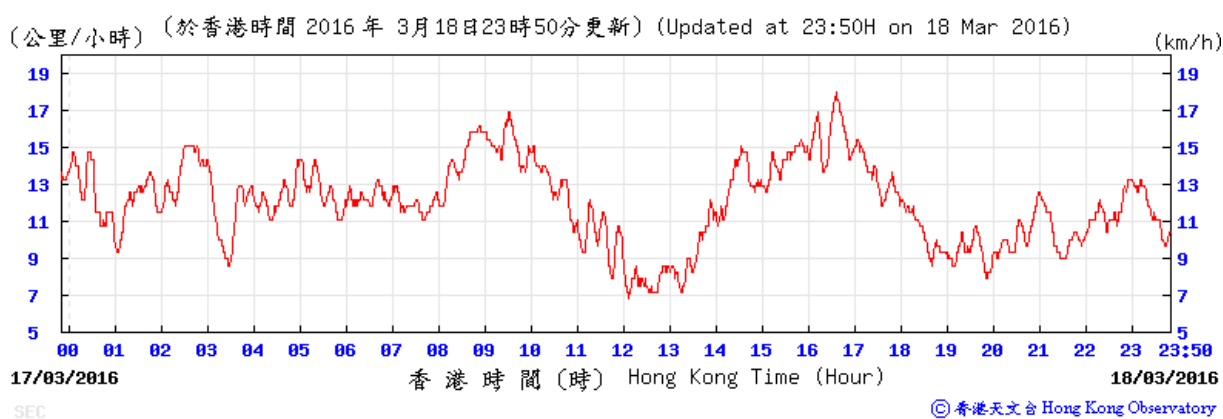
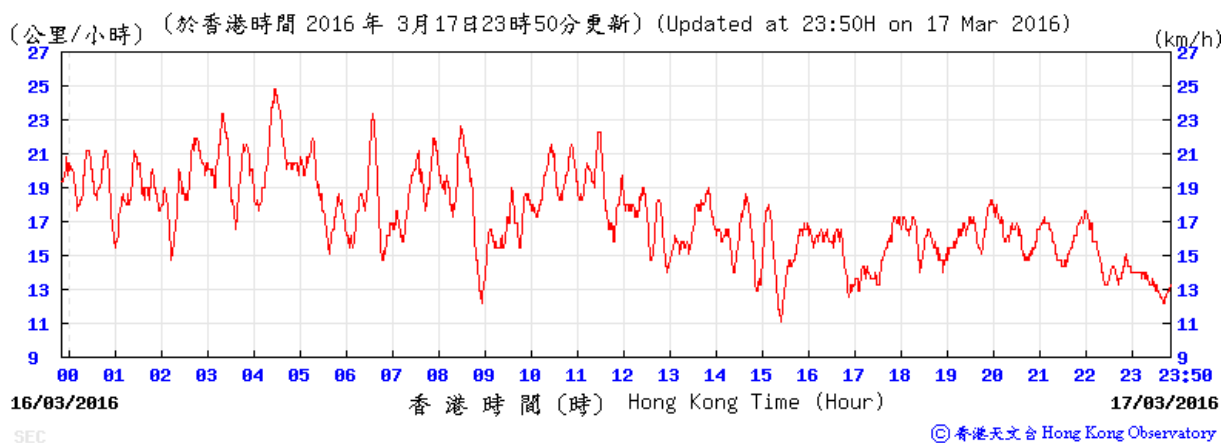
Average wind speed obtained from the meteorological station at Kai Tak from the Hong Kong Observatory (HKO)

11-12 March 2016



Average wind speed obtained from the meteorological station at Kai Tak from the Hong Kong Observatory (HKO)

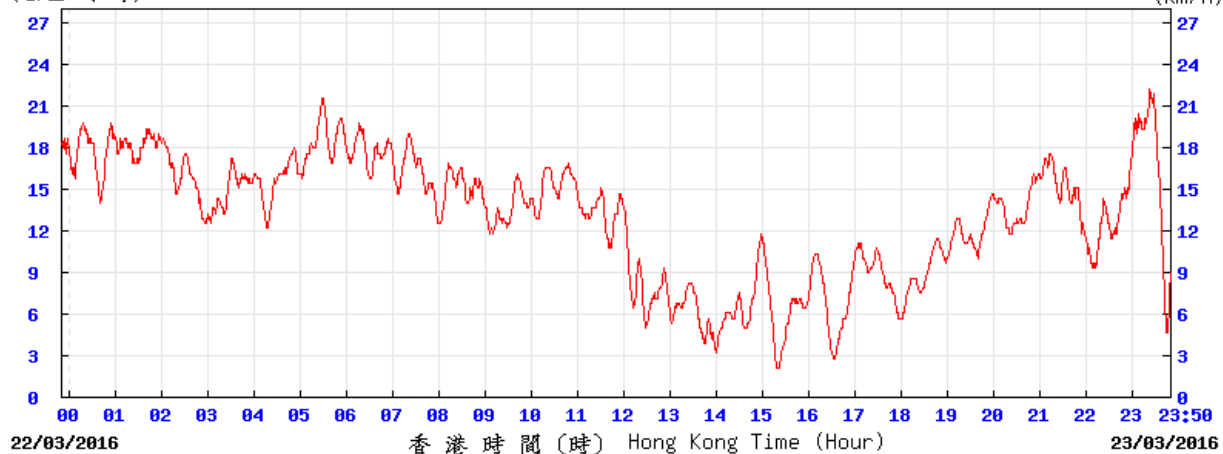
17-18 March 2016



Average wind speed obtained from the meteorological station at Kai Tak from the Hong Kong Observatory (HKO)

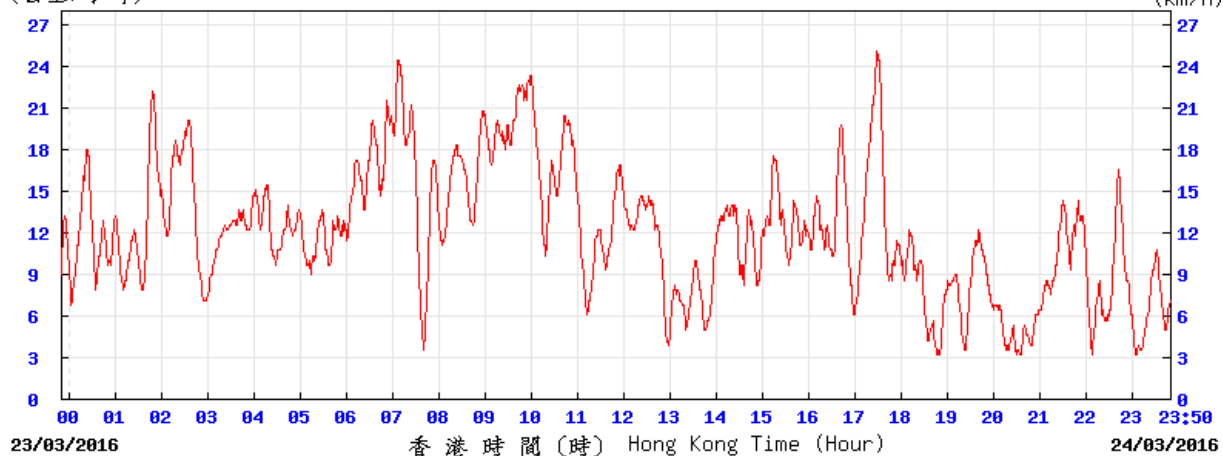
23-24 March 2016

(公里/小時) (於香港時間 2016 年 3月23日23時50分更新) (Updated at 23:50H on 23 Mar 2016) (km/h)



SEC © 香港天文台 Hong Kong Observatory

(公里/小時) (於香港時間 2016 年 3月24日23時50分更新) (Updated at 23:50H on 24 Mar 2016) (km/h)

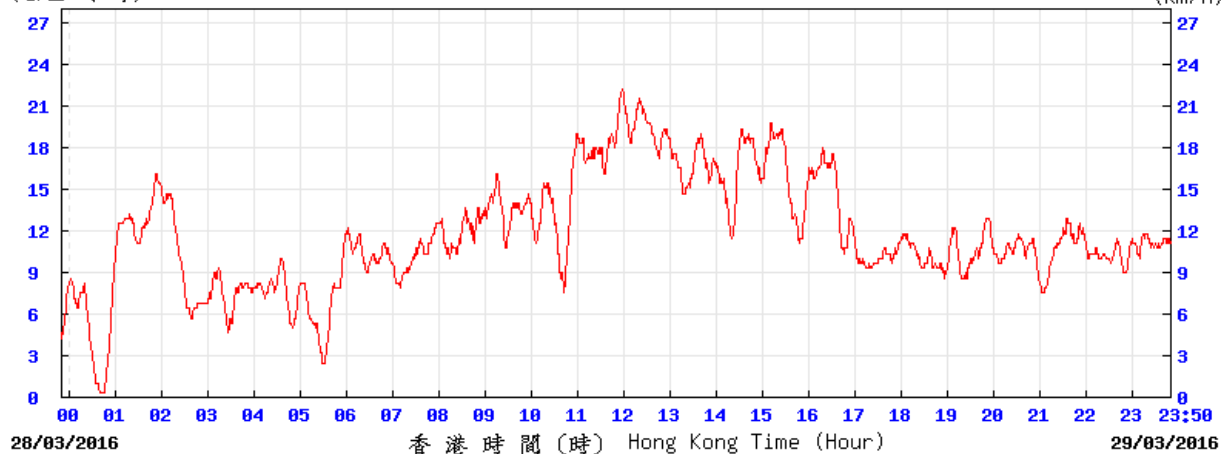


SEC © 香港天文台 Hong Kong Observatory

Average wind speed obtained from the meteorological station at Kai Tak from the Hong Kong Observatory (HKO)

29-30 March 2016

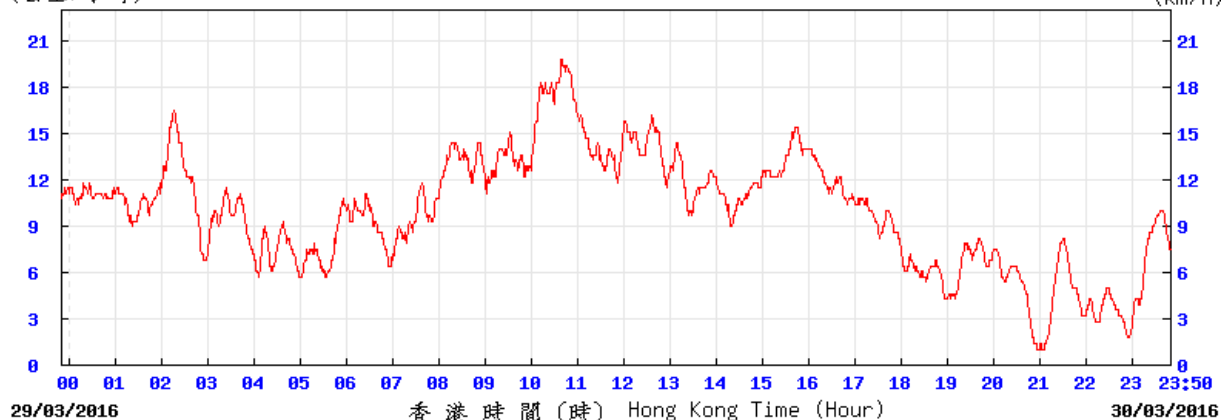
(公里/小時) (於香港時間 2016 年 3月29日23時50分更新) (Updated at 23:50H on 29 Mar 2016) (km/h)



SEC

© 香港天文台 Hong Kong Observatory

(公里/小時) (於香港時間 2016 年 3月30日23時50分更新) (Updated at 23:50H on 30 Mar 2016) (km/h)

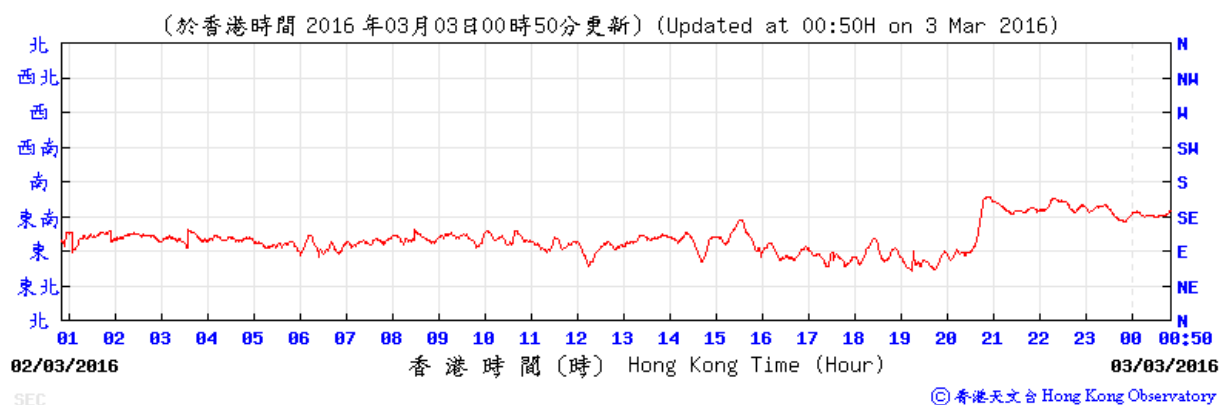
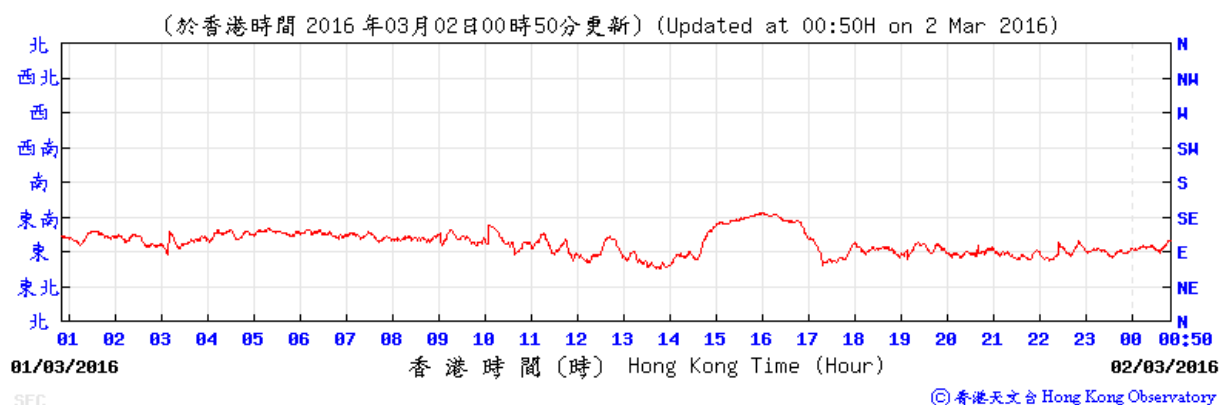


SEC

© 香港天文台 Hong Kong Observatory

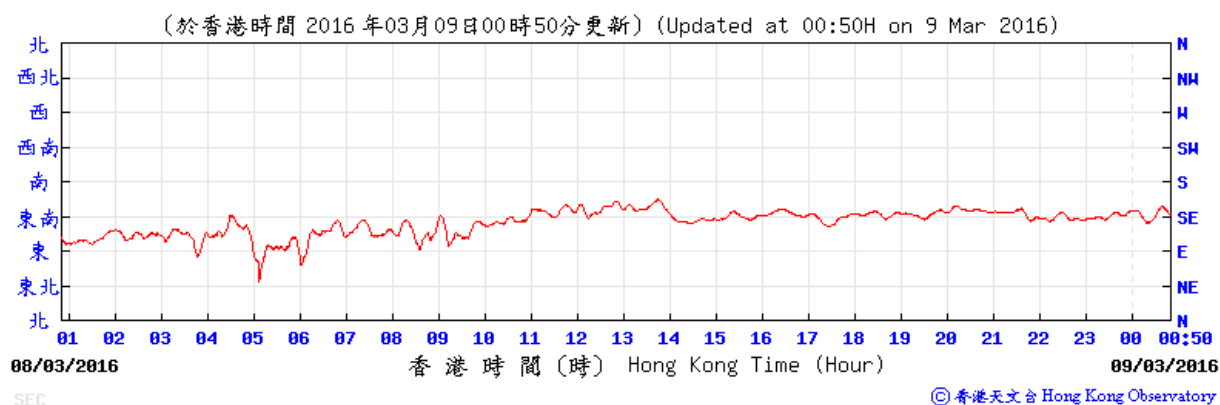
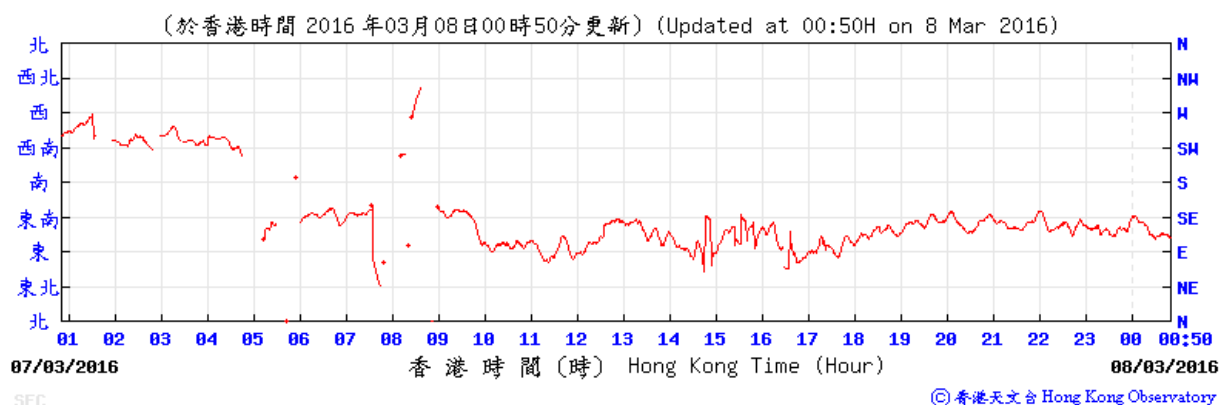
Wind direction obtained from the meteorological station at Kai Tak from the Hong Kong Observatory (HKO)

1-2 March 2016



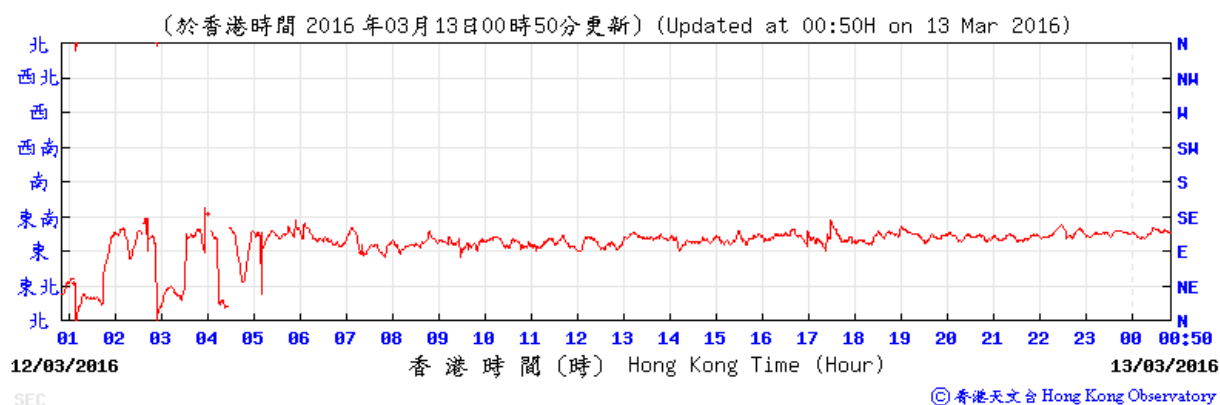
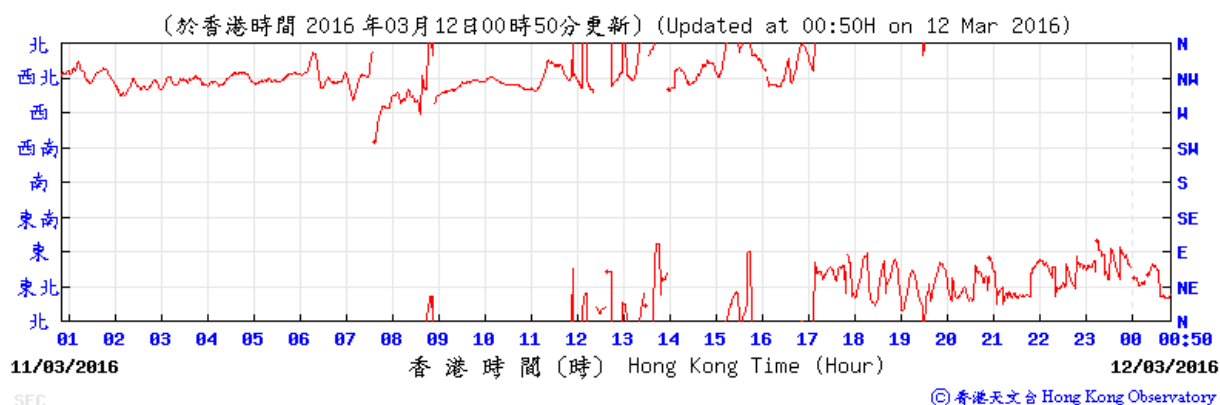
Wind direction obtained from the meteorological station at Kai Tak from the Hong Kong Observatory (HKO)

7-8 March 2016



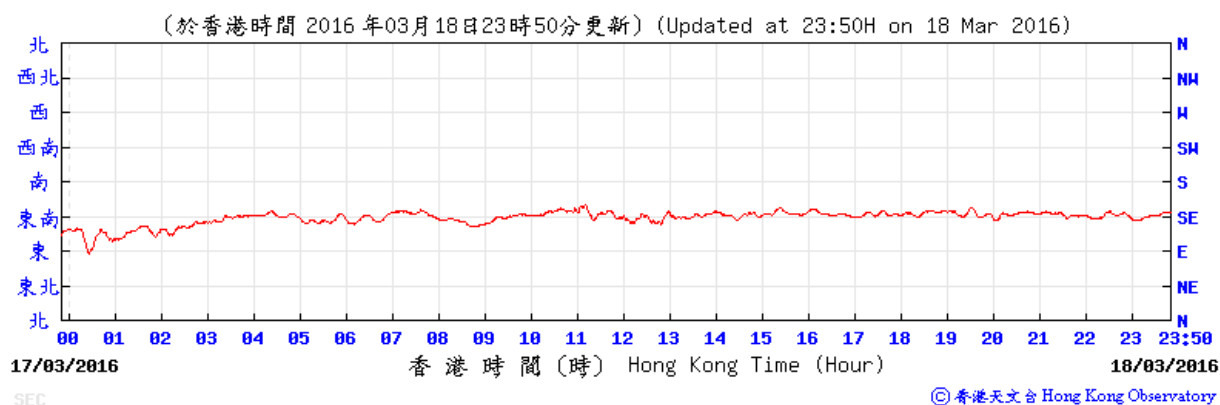
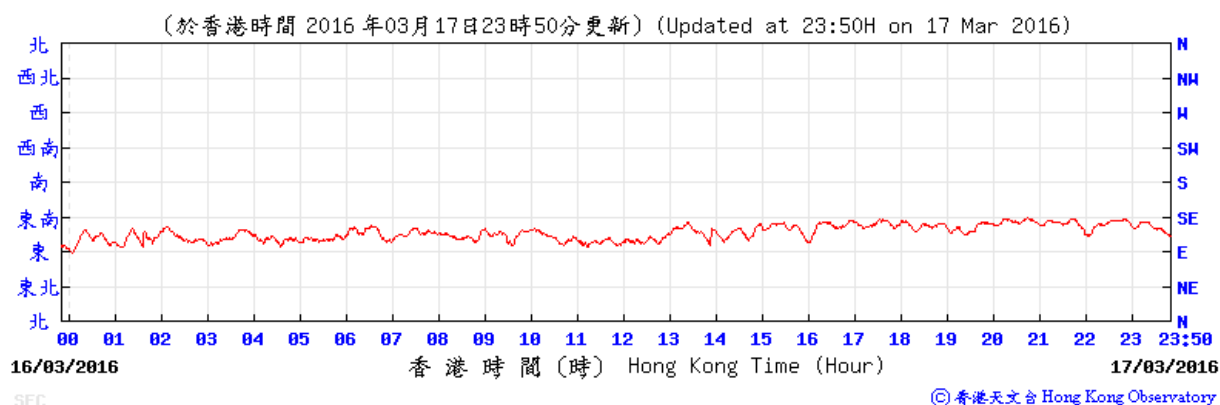
Wind direction obtained from the meteorological station at Kai Tak from the Hong Kong Observatory (HKO)

11-12 March 2016



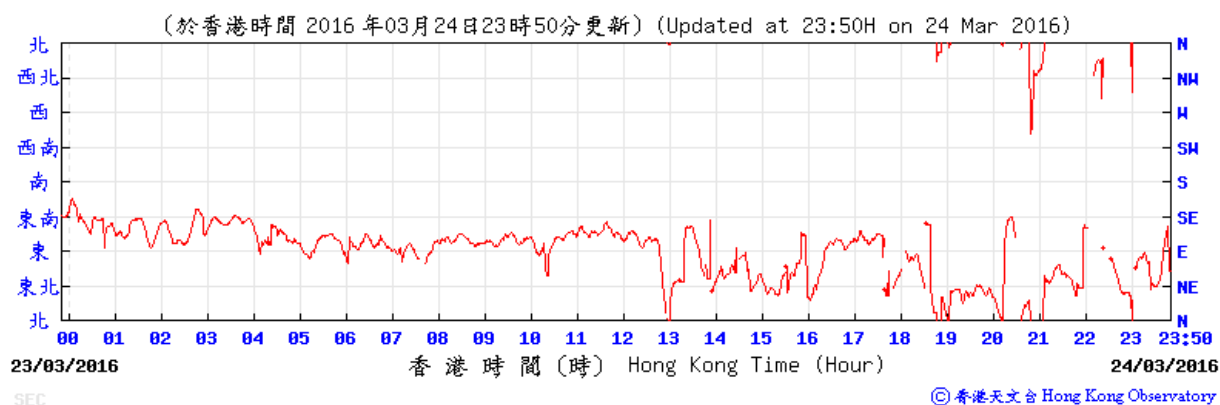
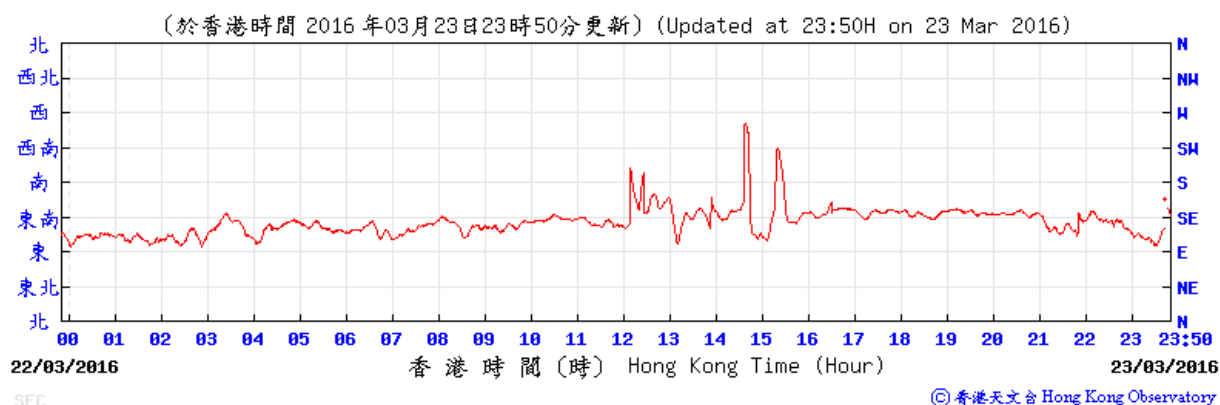
Wind direction obtained from the meteorological station at Kai Tak from the Hong Kong Observatory (HKO)

17-18 March 2016



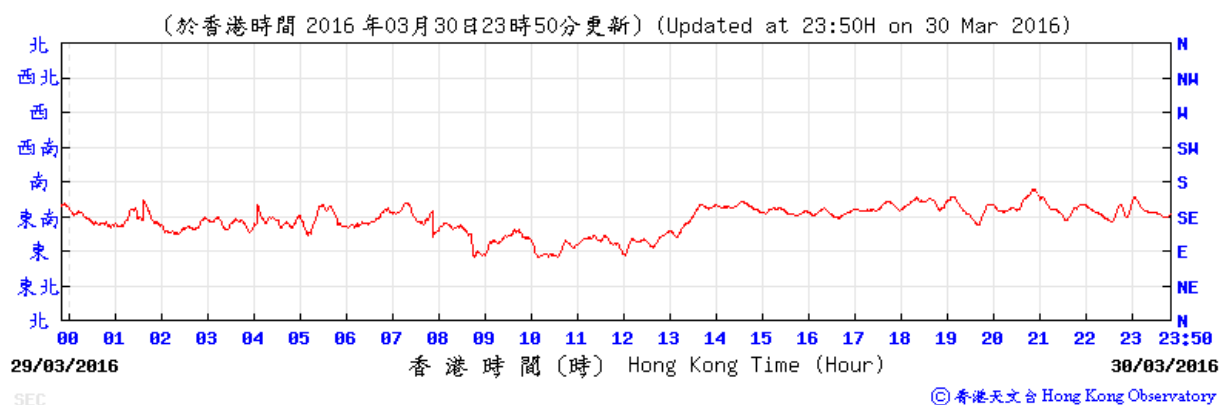
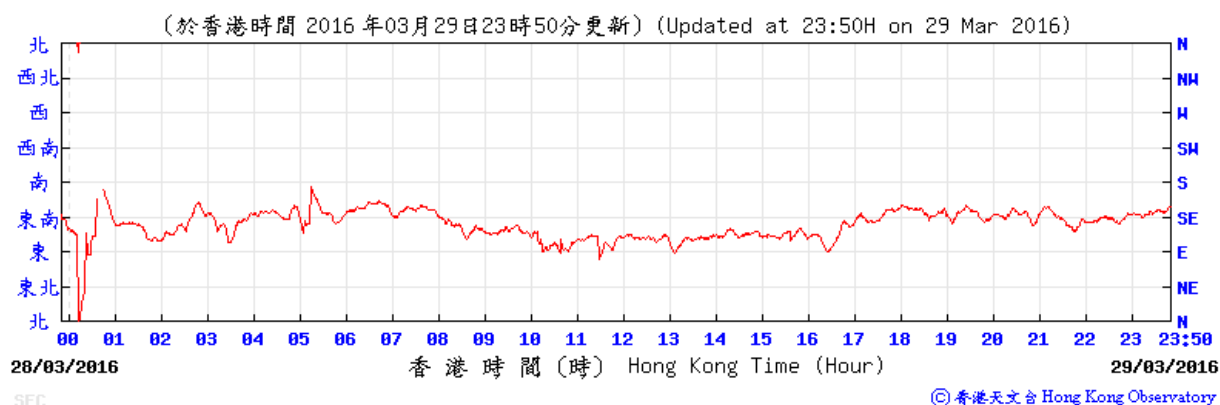
Wind direction obtained from the meteorological station at Kai Tak from the Hong Kong Observatory (HKO)

23-24 March 2016



Wind direction obtained from the meteorological station at Kai Tak from the Hong Kong Observatory (HKO)

29-30 March 2016



**APPENDIX F
NOISE MONITORING RESULTS AND
GRAPHICAL PRESENTATIONS**

Appendix F - Noise Monitoring Results

Location NMS-CA-4(1)/NMS-CA-3(2) - Block 1, Rhythm Garden (north-eastern façade)								
Date	Weather	Time	Unit: dB (A) (5-min)			Average	Baseline Level	Construction Noise Level
			L _{eq}	L ₁₀	L ₉₀	L _{eq}	L _{eq}	L _{eq}
2-Mar-16	Sunny	11:30	71.1	72.3	69.3	71.1	71	54.7
		11:35	71.1	72.3	69.1			
		11:40	71.0	72.2	69.2			
		11:45	71.1	72.2	69.0			
		11:50	71.0	72.1	69.4			
		11:55	71.2	72.5	69.2			
8-Mar-16	Cloudy	11:05	72.5	73.6	71.3	72.3	71	66.4
		11:10	72.6	73.6	71.7			
		11:15	72.0	73.2	70.5			
		11:20	72.6	73.6	71.5			
		11:25	71.4	73.5	71.1			
		11:30	72.5	73.5	71.4			
14-Mar-16	Cloudy	9:35	73.5	74.8	72.1	73.5	71	69.9
		9:40	73.6	74.9	72.4			
		9:45	73.5	74.8	72.4			
		9:50	73.5	74.9	72.2			
		9:55	73.4	74.8	72.3			
		10:00	73.5	74.9	72.0			
24-Mar-16	Cloudy	14:30	69.6	70.9	68.1	69.5	71	69.5 Measured ≤ Baseline Level
		14:35	69.6	70.7	68.1			
		14:40	69.4	70.7	68.2			
		14:45	69.5	70.2	68.3			
		14:50	69.5	70.8	68.2			
		14:55	69.4	70.4	68.3			
31-Mar-16	Cloudy	14:05	72.3	73.5	71.0	72.5	71	67.2
		14:10	72.5	73.7	71.1			
		14:15	72.4	73.7	70.7			
		14:20	72.6	74.1	70.8			
		14:25	72.9	74.3	71.1			
		14:30	72.3	73.6	71.0			

Remarks:

- (1) Station ID as identified in approved EM&A Manual / EIA Report for SCL(TAW-HUH).
- (2) Station ID as identified in approved EM&A Manual / EIA Report for SCL(HHS).

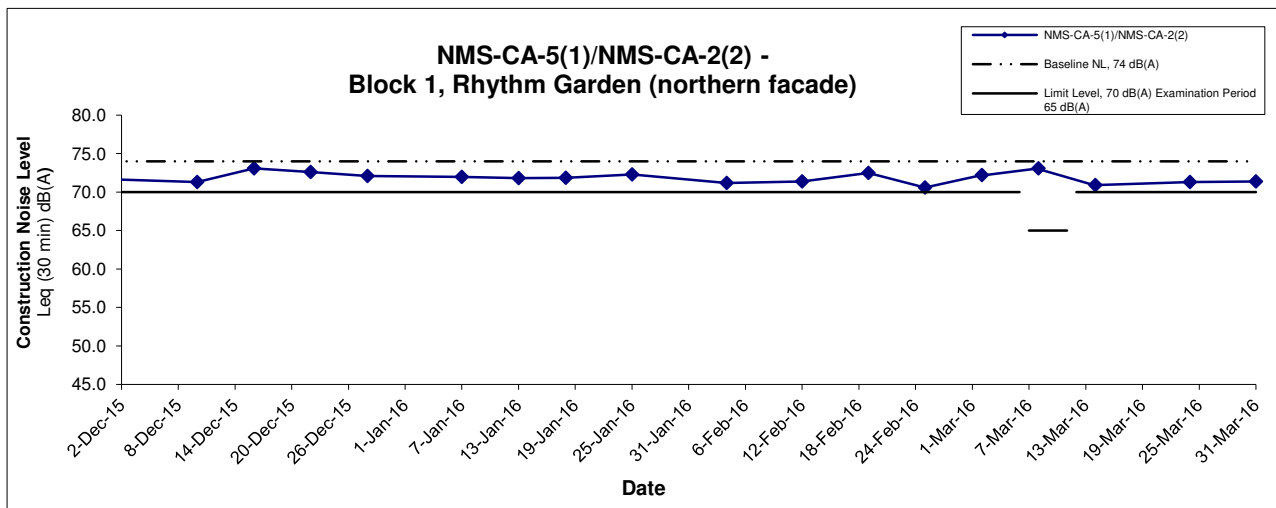
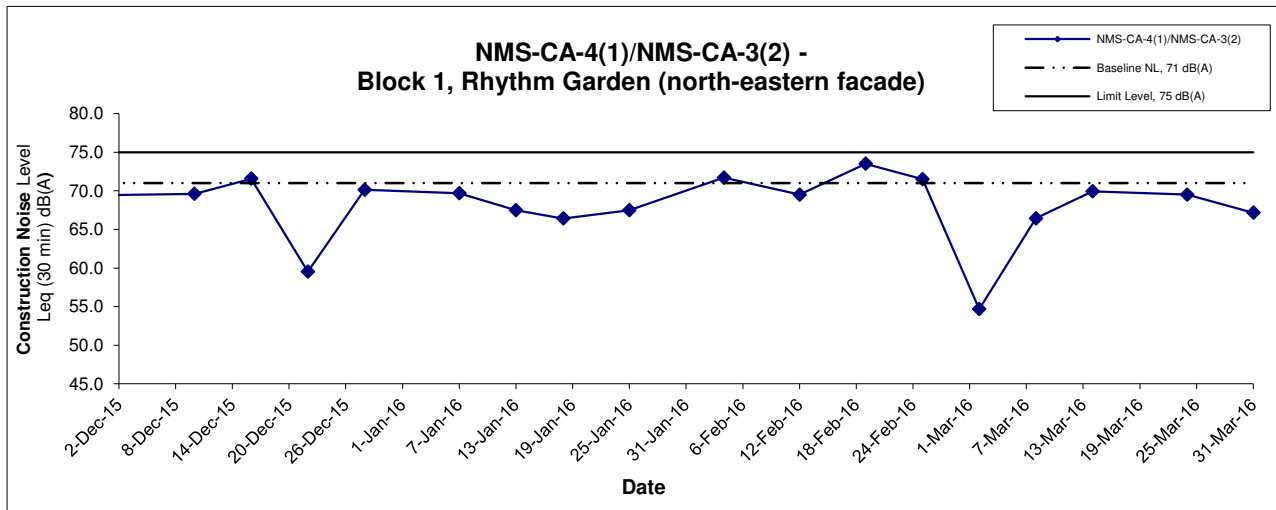
Appendix F - Noise Monitoring Results

Location NMS-CA-5(1)/NMS-CA-2(2) - Block 1, Rhythm Garden (northern façade)								
Date	Weather	Time	Unit: dB (A) (5-min)			Average	Baseline Level	Construction Noise Level
			L _{eq}	L ₁₀	L ₉₀	L _{eq}	L _{eq}	L _{eq}
2-Mar-16	Sunny	11:00	72.2	73.5	70.6	72.2	74	72.2 Measured ≤ Baseline Level
		11:05	72.1	73.3	70.6			
		11:10	72.3	73.5	70.8			
		11:15	72.0	73.6	70.7			
		11:20	72.1	73.4	70.5			
		11:25	72.2	73.5	70.6			
8-Mar-16	Cloudy	10:30	73.3	74.5	71.9	73.1	74	73.1 Measured ≤ Baseline Level
		10:35	72.9	74.0	71.9			
		10:40	73.3	74.6	71.8			
		10:45	72.6	74.0	70.9			
		10:50	73.1	74.4	71.3			
		10:55	73.3	74.7	71.8			
14-Mar-16	Cloudy	9:00	70.8	72.0	69.2	70.9	74	70.9 Measured ≤ Baseline Level
		9:05	71.0	72.3	69.3			
		9:10	70.9	72.0	69.2			
		9:15	70.9	72.1	69.2			
		9:20	70.8	72.4	69.3			
		9:25	70.7	72.1	69.4			
24-Mar-16	Cloudy	15:00	71.2	72.4	70.5	71.3	74	71.3 Measured ≤ Baseline Level
		15:05	71.5	72.7	70.2			
		15:10	71.3	72.4	70.1			
		15:15	71.4	72.3	70.2			
		15:20	71.3	72.3	70.3			
		15:25	71.2	72.1	70.2			
31-Mar-16	Cloudy	13:30	70.3	71.7	68.9	71.4	74	71.4 Measured ≤ Baseline Level
		13:35	71.9	73.5	70.0			
		13:40	71.6	72.8	69.5			
		13:45	71.4	72.8	69.6			
		13:50	71.6	72.9	69.9			
		13:55	71.5	72.9	69.7			

Remarks:

- (1) Station ID as identified in approved EM&A Manual / EIA Report for SCL(TAW-HUH).
- (2) Station ID as identified in approved EM&A Manual / EIA Report for SCL(HHS).

Noise Levels



Remarks:

- (1) Station ID as identified in approved EM&A Manual / EIA Report for SCL(TAW-HUH).
- (2) Station ID as identified in approved EM&A Manual / EIA Report for SCL(HHS).
- (3) In case of Measured Level \leq Baseline Level, only Measured Level is presented on the graphical presentation.

Title Shatin to Central Link – Contract 1107 Diamond Hill to Kai Tak Tunnels Graphical Presentation of Construction Noise Monitoring Results	Scale N.T.S	Project No. MA13018	CINOTECH
	Date Mar 16	Appendix F	

APPENDIX G
SUMMARY OF EXCEEDANCE

APPENDIX G – SUMMARY OF EXCEEDANCE

Reporting Month: March 2016

a) Exceedance Report for Dust Monitoring (NIL)

b) Exceedance Report for Noise Monitoring (NIL)

APPENDIX H
SITE AUDIT SUMMARY

**Shatin to Central Link -
Contract 1107 Diamond Hill to Kai Tak Tunnels**


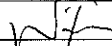
Record Summary of Environmental Site Inspection

Inspection Information

Checklist Reference Number	160303
Date	3 March 2016
Time	09:15-10:15

Ref. No.	Non-Compliance	Related Item No.
-	None identified	-

Ref. No.	Remarks/Observations	Related Item No.
160303-R01	<p>Part B - Water Quality</p> <ul style="list-style-type: none"> No environmental deficiency was identified during the site inspection. <p>Part C - Landscape & Visual</p> <ul style="list-style-type: none"> No environmental deficiency was identified during the site inspection. <p>Part D - Air Quality</p> <ul style="list-style-type: none"> Contractor was reminded to cover cement bags properly at Box Culvert upstream. <p>Part E - Construction Noise Impact</p> <ul style="list-style-type: none"> No environmental deficiency was identified during the site inspection. <p>Part F - Waste/Chemical Management</p> <ul style="list-style-type: none"> No environmental deficiency was identified during the site inspection. <p>Part G - Permit / Licenses</p> <ul style="list-style-type: none"> No environmental deficiency was identified during the site inspection. <p>Part H - Others</p> <ul style="list-style-type: none"> Follow-up action on previous audit section (Ref. No.: 160224), no major environmental deficiencies were observed during last site inspection. 	D 16

	Name	Signature	Date
Recorded by	Carrie Leung		4 March 2016
Checked by	Dr. Priscilla Choy		4 March 2016

Shatin to Central Link -

Contract 1107 Diamond Hill to Kai Tak Tunnels



Record Summary of Environmental Site Inspection

Inspection Information

Checklist Reference Number	160310
Date	10 March 2016
Time	09:30-10:30

Ref. No.	Non-Compliance	Related Item No.
-	None identified	-

Ref. No.	Remarks/Observations	Related Item No.
	<p><i>Part B - Water Quality</i></p> <ul style="list-style-type: none"> • No environmental deficiency was identified during the site inspection. <p><i>Part C - Landscape & Visual</i></p> <ul style="list-style-type: none"> • No environmental deficiency was identified during the site inspection. <p><i>Part D - Air Quality</i></p> <ul style="list-style-type: none"> • No environmental deficiency was identified during the site inspection. <p><i>Part E - Construction Noise Impact</i></p> <ul style="list-style-type: none"> • No environmental deficiency was identified during the site inspection. <p><i>Part F - Waste/Chemical Management</i></p> <ul style="list-style-type: none"> • No environmental deficiency was identified during the site inspection. <p><i>Part G - Permit / Licenses</i></p> <ul style="list-style-type: none"> • No environmental deficiency was identified during the site inspection. <p><i>Part H - Others</i></p> <ul style="list-style-type: none"> • Follow-up action on previous audit section (Ref. No.: 160303), all environmental deficiencies were observed rectified/improved by the Contractor. 	

	Name	Signature	Date
Recorded by	Carrie Leung		18 March 2016
Checked by	Dr. Priscilla Choy		18 March 2016

Shatin to Central Link -

Contract 1107 Diamond Hill to Kai Tak Tunnels



Record Summary of Environmental Site Inspection

Inspection Information

Checklist Reference Number	160317
Date	17 March 2016
Time	09:00-11:30

Ref. No.	Non-Compliance	Related Item No.
-	None identified	-

Ref. No.	Remarks/Observations	Related Item No.
	<p><i>Part B - Water Quality</i></p> <ul style="list-style-type: none">• No environmental deficiency was identified during the site inspection. <p><i>Part C - Landscape & Visual</i></p> <ul style="list-style-type: none">• No environmental deficiency was identified during the site inspection. <p><i>Part D - Air Quality</i></p> <ul style="list-style-type: none">• No environmental deficiency was identified during the site inspection. <p><i>Part E - Construction Noise Impact</i></p> <ul style="list-style-type: none">• No environmental deficiency was identified during the site inspection. <p><i>Part F - Waste/Chemical Management</i></p> <ul style="list-style-type: none">• No environmental deficiency was identified during the site inspection. <p><i>Part G - Permit / Licenses</i></p> <ul style="list-style-type: none">• No environmental deficiency was identified during the site inspection. <p><i>Part H - Others</i></p> <ul style="list-style-type: none">• Follow-up action on previous audit section (Ref. No.: 160310), all environmental deficiencies were observed rectified/improved by the Contractor.	

	Name	Signature	Date
Recorded by	Carrie Leung		18 March 2016
Checked by	Dr. Priscilla Choy		18 March 2016

Shatin to Central Link -

Contract 1107 Diamond Hill to Kai Tak Tunnels



Record Summary of Environmental Site Inspection

Inspection Information

Checklist Reference Number	160324
Date	24 March 2016
Time	09:15-10:00

Ref. No.	Non-Compliance	Related Item No.
-	None identified	-

Ref. No.	Remarks/Observations	Related Item No.
160324-001	<p>Part B - Water Quality</p> <ul style="list-style-type: none"> • Stand water should be cleared and sandbags should be placed to avoid any muddy runoff to the drainage. <p>Part C - Landscape & Visual</p> <ul style="list-style-type: none"> • No environmental deficiency was identified during the site inspection. <p>Part D - Air Quality</p> <ul style="list-style-type: none"> • No environmental deficiency was identified during the site inspection. <p>Part E - Construction Noise Impact</p> <ul style="list-style-type: none"> • No environmental deficiency was identified during the site inspection. <p>Part F - Waste/Chemical Management</p> <ul style="list-style-type: none"> • No environmental deficiency was identified during the site inspection. <p>Part G - Permit / Licenses</p> <ul style="list-style-type: none"> • No environmental deficiency was identified during the site inspection. <p>Part H - Others</p> <ul style="list-style-type: none"> • Follow-up action on previous audit section (Ref. No.: 160317), no major environmental deficiencies were observed during last site inspection. 	B 4

	Name	Signature	Date
Recorded by	Carrie Leung		1 April 2016
Checked by	Dr. Priscilla Choy		1 April 2016

Shatin to Central Link -

Contract 1107 Diamond Hill to Kai Tak Tunnels



Record Summary of Environmental Site Inspection

Inspection Information

Checklist Reference Number	160331
Date	31 March 2016
Time	09:30-10:30

Ref. No.	Non-Compliance	Related Item No.
-	None identified	-

Ref. No.	Remarks/Observations	Related Item No.
	<p><i>Part B - Water Quality</i></p> <ul style="list-style-type: none">• No environmental deficiency was identified during the site inspection. <p><i>Part C - Landscape & Visual</i></p> <ul style="list-style-type: none">• No environmental deficiency was identified during the site inspection. <p><i>Part D - Air Quality</i></p> <ul style="list-style-type: none">• No environmental deficiency was identified during the site inspection. <p><i>Part E - Construction Noise Impact</i></p> <ul style="list-style-type: none">• No environmental deficiency was identified during the site inspection. <p><i>Part F - Waste/Chemical Management</i></p> <ul style="list-style-type: none">• No environmental deficiency was identified during the site inspection. <p><i>Part G - Permit / Licenses</i></p> <ul style="list-style-type: none">• No environmental deficiency was identified during the site inspection. <p><i>Part H - Others</i></p> <ul style="list-style-type: none">• Follow-up action on previous audit section (Ref. No.: 160324), all environmental deficiencies were observed rectified/improved by the Contractor.	

	Name	Signature	Date
Recorded by	Carrie Leung		1 April 2016
Checked by	Dr. Priscilla Choy		1 April 2016

**APPENDIX I
EVENT AND ACTION PLANS**

Appendix I - Event and Action Plan for Noise Monitoring during Construction Phase

EVENT	ACTION			
	Works Contract 1107 ET	IEC	ER	CONTRACTOR
Action Level	<ol style="list-style-type: none"> 1. Notify the IEC, Contractor and ER 2. Discuss with the ER, IEC and Contractor on the remedial measures required 3. Increase monitoring frequency to check mitigation effectiveness 	<ol style="list-style-type: none"> 1. Review the investigation results submitted by the contractor; 2. Review and advise the ET and ER on the effectiveness of the remedial measures proposed by the Contractor. 	<ol style="list-style-type: none"> 1. Confirm receipt of notification of complaint in writing 2. Notify the Contractor, IEC and ET 3. Review and agree on the remedial measures proposed by the Contractor; 4. Supervise implementation of remedial measures 	<ol style="list-style-type: none"> 1. Investigate the complaint and propose remedial measures 2. Report the results of investigation to the IEC, ET and ER 3. Submit noise mitigation proposals to the ER with copy to the IEC and ET within 3 working days of notification. 4. Implement noise mitigation proposals
Limit Level	<ol style="list-style-type: none"> 1. Notify the IEC, Contractor and EPD 2. Repeat measurement to confirm findings 3. Increase monitoring frequency 4. Carry out analysis of Contractor's working procedures to determine possible mitigation to be implemented 5. Arrange meeting with the IEC, Contractor and ER to discuss the remedial measures to be taken; 6. Inform IEC, ER and EPD the causes and actions taken for the exceedances 7. Assess effectiveness of the Contractor's remedial measures and keep IEC, ER and EPD informed of the results 	<ol style="list-style-type: none"> 1. Check monitoring data submitted by the ET; 2. Check the Contractor's working method; 3. Discuss with the ER, ET and Contractor on the potential remedial measures 4. Review and advise the ET and ER on the effectiveness of the remedial measures proposed by the Contractor. 	<ol style="list-style-type: none"> 1. Confirm receipt of notification of exceedance in writing 2. Notify the Contractor, IEC and ET 3. In consultation with the ET and IEC, agree with the Contractor on the remedial measures to be implemented 4. Supervise the implementation of remedial measures 5. If exceedance continues, consider what portion of the work is responsible and instruct the Contractor to stop that portion of work until the exceedance is abated 	<ol style="list-style-type: none"> 1. Identify source and investigate the causes of exceedance 2. Take immediate action to avoid further exceedance 3. Submit proposals for remedial measures to the ER with copy to the IEC and ET within 3 working days of notification. 4. Implement the agreed proposals 5. Revise and resubmit proposals if problem still not under control 6. Stop the relevant portion of works as determined by the ER until the exceedance is abated

Appendix I - Event and Action Plan for Air Quality Monitoring during Construction Phase

EVENT	ACTION			
	ET	IEC	ER	CONTRACTOR
ACTION LEVEL				
1. Exceedance for one sample	<ol style="list-style-type: none"> 1. Inform the IEC, Contractor and ER; 2. Discuss with the Contractor, IEC and ER on the remedial measures required; 3. Repeat measurement to confirm findings; 4. Increase monitoring frequency 	<ol style="list-style-type: none"> 1. Check monitoring data submitted by the ET; 2. Check Contractor's working method; 3. Review and advise the ET and ER on the effectiveness of the proposed remedial measures. 	<ol style="list-style-type: none"> 1. Confirm receipt of notification of exceedance in writing; 	<ol style="list-style-type: none"> 1. Identify source(s), investigate the causes of exceedance and propose remedial measures; 2. Implement remedial measures; 3. Amend working methods agreed with the ER as appropriate.
2. Exceedance for two or more consecutive samples	<ol style="list-style-type: none"> 1. Inform the IEC, Contractor and ER; 2. Discuss with the ER, IEC and Contractor on the remedial measures required; 3. Repeat measurements to confirm findings; 4. Increase monitoring frequency to daily; 5. If exceedance continues, arrange meeting with the IEC, ER and Contractor; 6. If exceedance stops, cease additional monitoring 	<ol style="list-style-type: none"> 1. Check monitoring data submitted by the ET; 2. Check Contractor's working method; 3. Review and advise the ET and ER on the effectiveness of the proposed remedial measures. 	<ol style="list-style-type: none"> 1. Confirm receipt of notification of exceedance in writing; 2. Notify the Contractor, IEC and ET; 3. Review and agree on the remedial measures proposed by the Contractor; 4. Supervise Implementation of remedial measures. 	<ol style="list-style-type: none"> 1. Identify source and investigate the causes of exceedance; 2. Submit proposals for remedial measures to the ER with a copy to ET and IEC within three working days of notification; 3. Implement the agreed proposals; 4. Amend proposal as appropriate.

Appendix I - Event and Action Plan for Air Quality Monitoring during Construction Phase

LIMIT LEVEL				
<p>1.Exceedance for one sample</p>	<ol style="list-style-type: none"> 1. Inform the IEC, Contractor and ER; 2. Repeat measurement to confirm findings; 3. Increase monitoring frequency to daily; 4. Discuss with the ER, IEC and contractor on the remedial measures and assess the effectiveness. 	<ol style="list-style-type: none"> 1. Check monitoring data submitted by the ET; 2. Check the Contractor's working method; 3. Discuss with the ET, ER and Contractor on possible remedial measures; 4. Review and advise the ER and ET on the effectiveness of Contractor's remedial measures. 	<ol style="list-style-type: none"> 1. Confirm receipt of notification of exceedance in writing; 2. Notify the Contractor, IEC and ET; 3. Review and agree on the remedial measures proposed by the Contractor; 4. Supervise implementation of remedial measures. 	<ol style="list-style-type: none"> 1. Identify source(s) and investigate the causes of exceedance; 2. Take immediate action to avoid further exceedance; 3. Submit proposals for remedial measures to ER with a copy to ET and IEC within three working days of notification; 4. Implement the agreed proposals; 5. Amend proposal if appropriate.
<p>2.Exceedance for two or more consecutive samples</p>	<ol style="list-style-type: none"> 1. Notify IEC, Contractor and EPD; 2. Repeat measurement to confirm findings; 3. Increase monitoring frequency to daily; 4. Carry out analysis of the Contractor's working procedures with the ER to determine possible mitigation to be implemented; 5. Arrange meeting with the IEC, Contractor and ER to discuss the remedial measures to be taken; 6. Review the effectiveness of the Contractor's remedial measures and keep IEC, EPD and ER informed of the results; 7. If exceedance stops, cease additional monitoring. 	<ol style="list-style-type: none"> 1. Check monitoring data submitted by the ET; 2. Check the Contractor's working method; 3. Discuss with ET, ER, and Contractor on the potential remedial measures; 4. Review and advise the ER and ET on the effectiveness of Contractor's remedial measures. 	<ol style="list-style-type: none"> 1. Confirm receipt of notification of exceedance in writing; 2. Notify the Contractor, IEC and ET; 3. In consultation with the ET and IEC, agree with the Contractor on the remedial measures to be implemented; 4. Supervise the implementation of remedial measures; 5. If exceedance continues, consider what portion of the work is responsible and instruct the Contractor to stop that portion of work until the exceedance is abated. 	<ol style="list-style-type: none"> 1. Identify source(s) and investigate the causes of exceedance; 2. Take immediate action to avoid further exceedance; 3. Submit proposals for remedial measures to the ER with a copy to the IEC and ET within three working days of notification; 4. Implement the agreed proposals; 5. Revise and resubmit proposals if problem still not under control; 6. Stop the relevant portion of works as determined by the ER until the exceedance is abated.

Appendix I - Event and Action Plan for Landscape and Visual during Construction Phase

EVENT	ACTION			
	Works Contract 1107 ET	IEC	ER	CONTRACTOR
Non-conformity on one occasion	<ol style="list-style-type: none"> 1. Inform the Contractor, the IEC and the ER 2. Discuss remedial actions with the IEC, the ER and the Contractor 3. Monitor remedial actions until rectification has been completed 	<ol style="list-style-type: none"> 1. Check inspection report 2. Check the Contractor's working method 3. Discuss with the ET, ER and the Contractor on possible remedial measures 4. Advise the ER on effectiveness of proposed remedial measures. 	<ol style="list-style-type: none"> 1. Confirm receipt of notification of non-conformity in writing 2. Review and agree on the remedial measures proposed by the Contractor; 3. Supervise implementation of remedial measures 	<ol style="list-style-type: none"> 1. Identify Source and investigate the non-conformity 2. Implement remedial measures 3. Amend working methods agreed with the ER as appropriate 4. Rectify damage and undertake any necessary replacement
Repeated Non-conformity	<ol style="list-style-type: none"> 1. Identify Source 2. Inform the Contractor, the IEC and the ER 3. Increase inspection frequency 4. Discuss remedial actions with the IEC, the ER and the Contractor 5. Monitor remedial actions until rectification has been completed 6. If non-conformity stops, cease additional monitoring 	<ol style="list-style-type: none"> 1. Check inspection report 2. Check the Contractor's working method 3. Discuss with the ET and the Contractor on possible remedial measures 4. Advise the ER on effectiveness of proposed remedial measures 	<ol style="list-style-type: none"> 1. Notify the Contractor 2. In consultation with the ET and IEC, agree with the Contractor on the remedial measures to be implemented 3. Supervise implementation of remedial measures. 	<ol style="list-style-type: none"> 1. Identify Source and investigate the non-conformity 2. Implement remedial measures 3. Amend working methods agreed with the ER as appropriate 4. Rectify damage and undertake any necessary replacement. Stop relevant portion of works as determined by the ER until the non-conformity is abated.

**APPENDIX J
UPDATED ENVIRONMENTAL
MITIGATION IMPLEMENTATION
SCHEDULE**

SCL Works Contract 1107 - Environmental Mitigation Implementation Schedule

EIA Ref.	EM&A Log Ref	Recommended Mitigation Measures	Objectives of the recommended Measures & Main Concerns to address	Who to implement the measures?	Location of the measures	When to Implement the measures?	What requirements or standards for the measures to achieve?	Status
<i>Landscape & Visual (Construction Phase)</i>								
S6.12	LV1	<p>The following good site practices and measures for minimisation and avoidance of potential impacts are recommended:</p> <p><u>Re-use of Existing Soil</u></p> <ul style="list-style-type: none"> For soil conservation, existing topsoil shall be re-used where possible for new planting areas within the project. The construction program shall consider using the soil removed from one phase for backfilling another. Suitable storage ground, gathering ground and mixing ground may be set up on-site as necessary. <p><u>No-intrusion Zone</u></p> <ul style="list-style-type: none"> To maximize protection to existing trees, ground vegetation and the associated under storey habitats, construction contracts may designate “No-intrusion Zone” to various areas within the site boundary with rigid and durable fencing for each individual no-intrusion zone. The contractor should closely monitor and restrict the site working staff from entering the “no-intrusion zone”, even for indirect construction activities and storage of equipment. <p><u>Protection of Retained Trees</u></p> <ul style="list-style-type: none"> All retained trees should be recorded photographically at the commencement of the Contract, and carefully protected during the construction period. Detailed tree protection specification shall 	Minimize visual & landscape impact	Contractor	Within Project Site	Construction stage	•TM-EIAO	<p>N/A</p> <p>^</p> <p>^</p>

SCL Works Contract 1107 - Environmental Mitigation Implementation Schedule

EIA Ref.	EM&A Log Ref	Recommended Mitigation Measures	Objectives of the recommended Measures & Main Concerns to address	Who to implement the measures?	Location of the measures	When to Implement the measures?	What requirements or standards for the measures to achieve?	Status
		<p>be allowed and included in the Contract Specification, which specifying the tree protection requirement, submission and approval system, and the tree monitoring system.</p> <ul style="list-style-type: none"> The Contractor shall be required to submit, for approval, a detailed working method statement for the protection of trees prior to undertaking any works adjacent to all retained trees, including trees in contractor's works sites. 						^
Table 6.9	LV2	<p><u>Decorative Hoarding</u></p> <ul style="list-style-type: none"> Erection of decorative screen during construction stage to screen off undesirable views of the construction site for visual and landscape sensitive areas. Hoarding should be designed to be compatible with the existing urban context. <p><u>Management of facilities on work sites</u></p> <ul style="list-style-type: none"> To provide proper management of the facilities on the sites, give control on the height and disposition/ arrangement of all facilities on the works site to minimize visual impact to adjacent VSRs. <p><u>Tree Transplanting</u></p> <ul style="list-style-type: none"> Trees of medium to high survival rate that would be affected by the works shall be transplanted where possible and practicable. Tree transplanting proposal including final location for transplanted trees shall be submitted separately to seek relevant government department's approval, in accordance with ETWB 	Minimize the visual and landscape impact of the Project during construction phase	Contractor	Within Project Site	Detailed design and construction stage	<ul style="list-style-type: none"> EIAO – TM ETWB TCW 2/2004 ETWB TCW 3/2006 	<p style="text-align: center;">N/A</p> <p style="text-align: center;">N/A</p> <p style="text-align: center;">N/A</p>

SCL Works Contract 1107 - Environmental Mitigation Implementation Schedule

EIA Ref.	EM&A Log Ref	Recommended Mitigation Measures	Objectives of the recommended Measures & Main Concerns to address	Who to implement the measures?	Location of the measures	When to Implement the measures?	What requirements or standards for the measures to achieve?	Status
		TCW No 3/2006.						
<i>Air Quality (Construction Phase)</i>								
/	A1	Emission from Vehicles and Plants <ul style="list-style-type: none"> • All vehicles shall be shut down in intermittent use. • Only well-maintained plant should be operated on-site and plant should be serviced regularly to avoid emission of black smoke. • All diesel fuelled construction plant within the works areas shall be powered by ultra low sulphur diesel fuel (ULSD) 	Reduce air pollution emission from construction vehicles and plants	Contractor	All construction sites	Construction stage	• APCO	^
/	A2	Open burning shall be prohibited	Reduce air pollution emission from work site	Contractor	All construction sites	Construction stage	• APCO	^
<i>Construction Dust Impact</i>								
S7.6.6	D1	The contractor shall follow the procedures and requirements given in the Air Pollution Control (Construction Dust) Regulation	Minimize dust impact at the nearby sensitive receivers	Contractor	All Construction Sites	Construction stage	• APCO • To control the dust impact to meet HKAQO and TM- EIA criteria	^
S7.6.6	D2	Mitigation measures in form of regular watering under a good site practice should be adopted. Watering once per hour on exposed worksites and haul road in the Kowloon area should be conducted to achieve dust removal efficiencies of 91.7%. While the above watering frequencies are to be followed, the extent of watering may vary depending on actual site conditions but should be sufficient to maintain	Minimize dust impact at the nearby sensitive receivers	Contractor	All Construction Sites	Construction stage	• APCO • To control the dust impact to meet HKAQO and TM- EIA criteria	^

SCL Works Contract 1107 - Environmental Mitigation Implementation Schedule

EIA Ref.	EM&A Log Ref	Recommended Mitigation Measures	Objectives of the recommended Measures & Main Concerns to address	Who to implement the measures?	Location of the measures	When to Implement the measures?	What requirements or standards for the measures to achieve?	Status
		<p>with provision for public crossing; Good site practice shall also be adopted by the Contractor to ensure the conditions of the hoardings are properly maintained throughout the construction period;</p> <ul style="list-style-type: none"> • The portion of any road leading only to construction site that is within 30m of a vehicle entrance or exit should be kept clear of dusty materials; • Surfaces where any pneumatic or power-driven drilling, cutting, polishing or other mechanical breaking operation takes place should be sprayed with water or a dust suppression chemical continuously; • Any area that involves demolition activities should be sprayed with water or a dust suppression chemical immediately prior to, during and immediately after the activities so as to maintain the entire surface wet; • Where a scaffolding is erected around the perimeter of a building under construction, effective dust screens, sheeting or netting should be provided to enclose the scaffolding from the ground floor level of the building, or a canopy should be provided from the first floor level up to the highest level of the scaffolding; • Any skip hoist for material transport should be totally enclosed by impervious sheeting; 						<p style="text-align: center;">^</p> <p style="text-align: center;">^</p> <p style="text-align: center;">^</p> <p style="text-align: center;">N/A</p> <p style="text-align: center;">N/A</p>

SCL Works Contract 1107 - Environmental Mitigation Implementation Schedule

EIA Ref.	EM&A Log Ref	Recommended Mitigation Measures	Objectives of the recommended Measures & Main Concerns to address	Who to implement the measures?	Location of the measures	When to Implement the measures?	What requirements or standards for the measures to achieve?	Status
		<ul style="list-style-type: none"> • Every stock of more than 20 bags of cement or dry pulverised fuel ash (PFA) should be covered entirely by impervious sheeting or placed in an area sheltered on the top and the 3 sides; • Cement or dry PFA delivered in bulk should be stored in a closed silo fitted with an audible high level alarm which is interlocked with the material filling line and no overfilling is allowed; • Loading, unloading, transfer, handling or storage of bulk cement or dry PFA should be carried out in a totally enclosed system or facility, and any vent or exhaust should be fitted with an effective fabric filter or equivalent air pollution control system; and • Exposed earth should be properly treated by compaction, turfing, hydroseeding, vegetation planting or sealing with latex, vinyl, bitumen, shotcrete or other suitable surface stabiliser within six months after the last construction activity on the construction site or part of the construction site where the exposed earth lies. 						* ^ ^ N/A
S7.6.6	D4	Implement regular dust monitoring under EM&A programme during the construction stage.	Monitoring of dust impact	Contractor	Selected representative dust monitoring station	Construction stage	• TM-EIA	^
Construction Airborne Noise								
S8.5.6	AN1	Implement the following good site practices: <ul style="list-style-type: none"> • only well-maintained plant should be operated on-site and plant 	Control construction airborne	Contractor	All Construction Sites where	Construction stage	• Annex 5, TM-EIA	^

SCL Works Contract 1107 - Environmental Mitigation Implementation Schedule

EIA Ref.	EM&A Log Ref	Recommended Mitigation Measures	Objectives of the recommended Measures & Main Concerns to address	Who to implement the measures?	Location of the measures	When to Implement the measures?	What requirements or standards for the measures to achieve?	Status
		<p>should be serviced regularly during the construction programme;</p> <ul style="list-style-type: none"> • machines and plant (such as trucks, cranes) that may be in intermittent use should be shut down between work periods or should be throttled down to a minimum; • plant known to emit noise strongly in one direction, where possible, be orientated so that the noise is directed away from nearby NSRs; • silencers or mufflers on construction equipment should be properly fitted and maintained during the construction works; • mobile plant should be sited as far away from NSRs as possible and practicable; • material stockpiles, mobile container site office and other structures should be effectively utilised, where practicable, to screen noise from on-site construction activities. 	noise		practicable			^ ^ ^ ^ N/A
S8.5.6	AN2	Install temporary hoarding located on the site boundaries between noisy construction activities and NSRs. The conditions of the hoardings shall be properly maintained throughout the construction period.	Reduce the construction noise levels at low-level zone of NSRs through partial screening.	Contractor	All Construction Sites	Construction stage	• Annex 5, TM-EIA	^
S8.5.6	AN3	Install movable noise barriers (typical design is wooden framed barrier with a small-cantilevered on a skid footing with 25mm thick internal sound absorptive lining), acoustic mat or full enclosure, screen the noisy	Screen the noisy plant items to be used at all	Contractor	All Construction Sites	Construction stage	• Annex 5, TM-EIA	^

SCL Works Contract 1107 - Environmental Mitigation Implementation Schedule

EIA Ref.	EM&A Log Ref	Recommended Mitigation Measures	Objectives of the recommended Measures & Main Concerns to address	Who to implement the measures?	Location of the measures	When to Implement the measures?	What requirements or standards for the measures to achieve?	Status
		plants including air compressor, generators and saw.	construction sites					
S8.5.6	AN4	Use "Quiet" plant	Reduce the noise levels of plant items	Contractor	All Construction Sites where practicable	Construction stage	• Annex 5, TM-EIA	N/A
S8.5.6	AN5	Sequencing operation of construction plants where practicable.	Operate sequentially within the same work site to reduce the construction airborne noise	Contractor	All Construction Sites where practicable	Construction stage	• Annex 5, TM-EIA	^
S8.5.6	AN6	Implement a noise monitoring under EM&A programme.	Monitor the construction noise levels at the selected representative locations	Contractor	Selected representative noise monitoring station	Construction stage	• TM-EIA	^
Water Quality (Construction Phase)								
S10.7.1	W1	In accordance with the Practice Noise for Professional Persons on Construction Site Drainage, Environmental Protection Department, 1994 (ProPECC PN1/94), construction phase mitigation measures shall include the following: <u>Construction Runoff and Site Drainage</u> <ul style="list-style-type: none"> At the start of site establishment (including the barging facilities), perimeter cut-off drains to direct off-site water around the site 	To minimize water quality impact from construction site runoff and general construction activities	Contractor	All construction sites where practicable	Construction stage	<ul style="list-style-type: none"> Water Pollution Control Ordinance ProPECC PN1/94 TM-EIAO TM-Water 	*

SCL Works Contract 1107 - Environmental Mitigation Implementation Schedule

EIA Ref.	EM&A Log Ref	Recommended Mitigation Measures	Objectives of the recommended Measures & Main Concerns to address	Who to implement the measures?	Location of the measures	When to Implement the measures?	What requirements or standards for the measures to achieve?	Status
		<p>should be constructed with internal drainage works and erosion and sedimentation control facilities implemented. Channels (both temporary and permanent drainage pipes and culverts), earth bunds or sand bag barriers should be provided on site to direct stormwater to silt removal facilities. The design of the temporary on-site drainage system will be undertaken by the contractor prior to the commencement of construction.</p> <ul style="list-style-type: none"> The dikes or embankments for flood protection should be implemented around the boundaries of earthwork areas. Temporary ditches should be provided to facilitate the runoff discharge into an appropriate watercourse, through a site/sediment trap. The sediment/silt traps should be incorporated in the permanent drainage channels to enhance deposition rates. The design of efficient silt removal facilities should be based on the guidelines in Appendix A1 of ProPECC PN 1/94, which states that the retention time for silt/sand traps should be 5 minutes under maximum flow conditions. Sizes may vary depending upon the flow rate, but for a flow rate of 0.1 m³/s a sedimentation basin of 30m³ would be required and for a flow rate of 0.5 m³/s the basin would be 150 m³. The detailed design of the sand/silt traps shall be undertaken by the contractor prior to the commencement of construction. 						^

SCL Works Contract 1107 - Environmental Mitigation Implementation Schedule

EIA Ref.	EM&A Log Ref	Recommended Mitigation Measures	Objectives of the recommended Measures & Main Concerns to address	Who to implement the measures?	Location of the measures	When to Implement the measures?	What requirements or standards for the measures to achieve?	Status
		<ul style="list-style-type: none"> • All exposed earth areas should be completed and vegetated as soon as possible after earthworks have been completed, or alternatively, within 14 days of the cessation of earthworks where practicable. Exposed slope surfaces should be covered by tarpaulin or other means. • The overall slope of the site should be kept to a minimum to reduce the erosive potential of surface water flows, and all traffic areas and access roads protected by coarse stone ballast. An additional advantage accruing from the use of crushed stone is the positive traction gained during prolonged periods of inclement weather and the reduction of surface sheet flows. • All drainage facilities and erosion and sediment control structures should be regularly inspected and maintained to ensure proper and efficient operation at all times and particularly following rainstorms. Deposited silt and grit should be removed regularly and disposed of by spreading evenly over stable, vegetated areas. • Measures should be taken to minimise the ingress of site drainage into excavations. If the excavation of trenches in wet periods is necessary, they should be dug and backfilled in short sections wherever practicable. Water pumped out from trenches or foundation excavations should be discharged into storm drains via 						^ N/A ^ N/A

SCL Works Contract 1107 - Environmental Mitigation Implementation Schedule

EIA Ref.	EM&A Log Ref	Recommended Mitigation Measures	Objectives of the recommended Measures & Main Concerns to address	Who to implement the measures?	Location of the measures	When to Implement the measures?	What requirements or standards for the measures to achieve?	Status
		<p>silt removal facilities.</p> <ul style="list-style-type: none"> • Open stockpiles of construction materials (for example, aggregates, sand and fill material) of more than 50m³ should be covered with tarpaulin or similar fabric during rainstorms. • Measures should be taken to prevent the washing away of construction materials, soil, silt or debris into any drainage system. Manholes (including newly constructed ones) should always be adequately covered and temporarily sealed so as to prevent silt, construction materials or debris being washed into the drainage system and storm runoff being directed into foul sewers • Precautions be taken at any time of year when rainstorms are likely, actions to be taken when a rainstorm is imminent or forecasted, and actions to be taken during or after rainstorms are summarised in Appendix A2 of ProPECC PN 1/94. Particular attention should be paid to the control of silty surface runoff during storm events, especially for areas located near steep slopes • All vehicles and plant should be cleaned before leaving a construction site to ensure no earth, mud, debris and the like is deposited by them on roads. An adequately designed and sited wheel washing facilities should be provided at every construction site exit where practicable. Wash-water should have sand and silt settled out and removed at least on a weekly basis to ensure 						<p style="text-align: center;">^</p> <p style="text-align: center;">^</p> <p style="text-align: center;">^</p> <p style="text-align: center;">^</p>

SCL Works Contract 1107 - Environmental Mitigation Implementation Schedule

EIA Ref.	EM&A Log Ref	Recommended Mitigation Measures	Objectives of the recommended Measures & Main Concerns to address	Who to implement the measures?	Location of the measures	When to Implement the measures?	What requirements or standards for the measures to achieve?	Status
		<p>the continued efficiency of the process. The section of access road leading to, and exiting from, the wheel-wash bay to the public road should be paved with sufficient backfall toward the wheel-wash bay to prevent vehicle tracking of soil and silty water to public roads and drains.</p> <ul style="list-style-type: none"> • Oil interceptors should be provided in the drainage system downstream of any oil/fuel pollution sources. The oil interceptors should be emptied and cleaned regularly to prevent the release of oil and grease into the storm water drainage system after accidental spillage. A bypass should be provided for the oil interceptors to prevent flushing during heavy rain. • Construction solid waste, debris and rubbish on site should be collected, handled and disposed of properly to avoid water quality impacts. • All fuel tanks and storage areas should be provided with locks and sited on sealed areas, within bunds of a capacity equal to 110% of the storage capacity of the largest tank to prevent spilled fuel oils from reaching water sensitive receivers nearby • All the earth works involving should be conducted sequentially to limit the amount of construction runoff generated from exposed areas during the wet season (April to September) as far as practicable. 						<p>N/A</p> <p>^</p> <p>^</p> <p>^</p>

SCL Works Contract 1107 - Environmental Mitigation Implementation Schedule

EIA Ref.	EM&A Log Ref	Recommended Mitigation Measures	Objectives of the recommended Measures & Main Concerns to address	Who to implement the measures?	Location of the measures	When to Implement the measures?	What requirements or standards for the measures to achieve?	Status
		recommended for handling the construction sewage generated by the workforce. A licensed contractor should be employed to provide appropriate and adequate portable toilets and be responsible for appropriate disposal and maintenance.			practicable		• TM-water	
S10.7.1	W5	<p><u>Accidental Spillage</u></p> <p>In order to prevent accidental spillage of chemicals, the following is recommended:</p> <ul style="list-style-type: none"> • Proper storage and handling facilities should be provided; • All the tanks, containers, storage area should be bunded and the locations should be locked as far as possible from the sensitive watercourse and stormwater drains; • The Contractor should register as a chemical waste producer if chemical wastes would be generated. Storage of chemical waste arising from the construction activities should be stored with suitable labels and warnings; and • Disposal of chemical wastes should be conducted in compliance with the requirements as stated in the Waste disposal (Chemical Waste) (General) Regulation. 	To minimize water quality impact from accidental spillage	Contractor	All construction sites where practicable	Construction stage	<ul style="list-style-type: none"> • Water Pollution Control Ordinance • ProPECC PN1/94 • TM-EIAO • TM-Water 	<p>^</p> <p>^</p> <p>^</p> <p>N/A</p>
Waste Management (Construction Waste)								
S11.4.1.1	WM1	<p><u>On-site sorting of C&D material</u></p> <ul style="list-style-type: none"> • Geological assessment should be carried out by competent persons on site during excavation to identify materials which are 	Separation of unsuitable rock from ending up at concrete batching plants	Contractor	All construction sites	Construction stage	• DEVB TC(W) No. 6/2010	^

SCL Works Contract 1107 - Environmental Mitigation Implementation Schedule

EIA Ref.	EM&A Log Ref	Recommended Mitigation Measures	Objectives of the recommended Measures & Main Concerns to address	Who to implement the measures?	Location of the measures	When to Implement the measures?	What requirements or standards for the measures to achieve?	Status
		<p>not suitable to use as aggregate in structural concrete (e.g. volcanic rock, Aplite dyke rock, etc). Volcanic rock and Aplite dyke rock should be separated at the source sites as far as practicable and stored at designated stockpile areas preventing them from delivering to crushing facilities. The crushing plant operator should also be reminded to set up measures to prevent unsuitable rock from ended up at concrete batching plants and be turned into concrete for structural use. Details regarding control measures at source site and crushing facilities should be submitted by the Contractors for the Engineer to review and agree. In addition, site records should also be kept for the types of rock materials excavated and the traceability of delivery will be ensured with the implementation of Trip Ticket System and enforced by site supervisory staff as stipulated under DEVB TC(W) No. 6/2010 for tracking of the correct delivery to the rock crushing facilities for processing into aggregates. Alternative disposal option for the reuse of volcanic rock and Aplite Dyke rock, etc should also be explored.</p>	<p>and be turned into concrete for structural use</p>					
S11.5.1	WM2	<p><u>Construction and Demolition Material</u></p> <ul style="list-style-type: none"> • Maintain temporary stockpiles and reuse excavated fill material for backfilling and reinstatement; • Carry out on-site sorting; 	<p>Good site practice to minimize the waste generation and recycle the C&D materials as far as</p>	Contractor	All construction sites	Construction stage	<p>• Land (Miscellaneous Provisions) Ordinance</p>	<p style="text-align: center;">^</p> <p style="text-align: center;">^</p>

SCL Works Contract 1107 - Environmental Mitigation Implementation Schedule

EIA Ref.	EM&A Log Ref	Recommended Mitigation Measures	Objectives of the recommended Measures & Main Concerns to address	Who to implement the measures?	Location of the measures	When to Implement the measures?	What requirements or standards for the measures to achieve?	Status
		<ul style="list-style-type: none"> • Make provisions in the Contract documents to allow and promote the use of recycled aggregates where appropriate; • Adopt 'Selective Demolition' technique to demolish the existing structures and facilities with a view to recovering broken concrete effectively for recycling purpose, where possible; • Implement a trip-ticket system for each works contract to ensure that the disposal of C&D materials are properly documented and verified; and • Implement an enhanced Waste Management Plan similar to ETWBTC (Works) No. 19/2005 – “Environmental Management on Construction Sites” to encourage on-site sorting of C&D materials and to minimize their generation during the course of construction. • In addition, disposal of the C&D materials onto any sensitive locations such as agricultural lands, etc. should be avoided. The Contractor shall propose the final disposal sites to the Project Proponent and EPD and get their approval before implementation 	practicable so as to reduce the amount for final disposal				<ul style="list-style-type: none"> • Waste Disposal Ordinance • ETWB TCW No. 19/2005 	^ N/A ^ ^ ^
S11.5.1	WM3	<u>C&D Waste</u> <ul style="list-style-type: none"> • Standard formwork or pre-fabrication should be used as far as practicable in order to minimise the arising of C&D materials. The use of more durable formwork or plastic facing for the construction works should be considered. Use of wooden hoardings should not be used, as in other projects. Metal 	Good site practice to minimize the waste generation and recycle the C&D materials as far as practicable so as to reduce the amount for final	Contractor	All construction sites	Construction stage	<ul style="list-style-type: none"> • Land (Miscellaneous Provisions) Ordinance • Waste Disposal Ordinance 	^

SCL Works Contract 1107 - Environmental Mitigation Implementation Schedule

EIA Ref.	EM&A Log Ref	Recommended Mitigation Measures	Objectives of the recommended Measures & Main Concerns to address	Who to implement the measures?	Location of the measures	When to Implement the measures?	What requirements or standards for the measures to achieve?	Status
		<p>hoarding should be used to enhance the possibility of recycling.</p> <p>The purchasing of construction materials will be carefully planned in order to avoid over ordering and wastage.</p> <ul style="list-style-type: none"> The Contractor should recycle as much of the C&D materials as possible on-site. Public fill and C&D waste should be segregated and stored in different containers or skips to enhance reuse or recycling of materials and their proper disposal. <p>Where practicable, concrete and masonry can be crushed and used as fill. Steel reinforcement bar can be used by scrap steel mills. Different areas of the sites should be considered for such segregation and storage.</p>	disposal				<ul style="list-style-type: none"> ETWB TCW No.19/2005 	^
S11.5.1	WM4	<p><u>General Refuse</u></p> <ul style="list-style-type: none"> General refuse generated on-site should be stored in enclosed bins or compaction units separately from construction and chemical wastes. A reputable waste collector should be employed by the Contractor to remove general refuse from the site, separately from construction and chemical wastes, on a daily basis to minimize odour, pest and litter impacts. Burning of refuse on construction sites is prohibited by law. Aluminium cans are often recovered from the waste stream by individual collectors if they are segregated and made easily 	Minimize production of the general refuse and avoid odour, pest and litter impacts	Contractor	All construction sites	Construction stage	<ul style="list-style-type: none"> Waste Disposal Ordinance 	^ ^ ^

SCL Works Contract 1107 - Environmental Mitigation Implementation Schedule

EIA Ref.	EM&A Log Ref	Recommended Mitigation Measures	Objectives of the recommended Measures & Main Concerns to address	Who to implement the measures?	Location of the measures	When to Implement the measures?	What requirements or standards for the measures to achieve?	Status
		<p>that area, whichever is the greatest; have adequate ventilation; be covered to prevent rainfall entering; and be arranged so that incompatible materials are adequately separated.</p> <ul style="list-style-type: none"> Disposal of chemical waste should be via a licensed waste collector; and be to a facility licensed to receive chemical waste, such as the Chemical Waste Treatment Centre which also offers a chemical waste collection service and can supply the necessary storage containers; or be to a reuser of the waste, under approval from the EPD. 						N/A

Remarks: ^ Compliance of mitigation measure X Non-compliance of mitigation measure

- Non-compliance but rectified by the contractor
- * Recommendation was made during site audit but improved/rectified by the contractor.

N/A Not Applicable

**APPENDIX K
WASTE GENERATION IN THE
REPORTING MONTH**

CW - SELI Joint Venture

Name of Department: MTRC

Contract No.:1107

Monthly Summary Waste Flow Table for 2016

Year	Estimated Quantities of Inert C&D Materials (in '000m ³) (see Note 4)										Estimated Quantities of C&D Wastes										
	Total Quantity Generated		Suitable for Recycled Aggregates		Reused in the Contract		Reused in other Projects		Disposed as Public Fill		Metals		Paper/cardboard packaging		Plastics (see Note 3)		Chemical Waste		Others, e.g. general refuse		
	(a)		(b)		(c)		(d)		(e=a-b-c-d)		(in '000kg)		(in '000kg)		(in '000kg)		(in '000litre)		(in '000 tonne)		
	Est.	Act.	Est.	Act.	Est.	Act.	Est.	Act.	Est.	Act.	Est.	Act.	Est.	Act.	Est.	Act.	Est.	Act.	Est.	Act.	
January	0.050	0.145	0.000	0.000	0.000	0.000	0.000	0.000	0.000	0.050	0.145	0.000	0.000	0.100	0.200	0.000	0.000	0.000	0.000	0.100	0.105
February	0.050	0.105	0.000	0.000	0.010	0.000	0.000	0.000	0.040	0.105	0.000	0.000	0.100	0.326	0.000	0.000	0.000	0.000	0.000	0.100	0.035
March	0.050	0.190	0.000	0.000	0.000	0.000	0.000	0.000	0.050	0.190	0.000	0.000	0.100	0.000	0.000	0.000	0.000	0.000	0.000	0.100	0.040
April	0.050		0.000		0.000		0.000		0.050		0.000		0.100		0.000		0.100		0.100		
May	0.050		0.000		0.000		0.000		0.050		0.000		0.100		0.000		0.000		0.100		
June	0.050		0.000		0.020		0.000		0.030		0.000		0.100		0.000		0.000		0.100		
July	0.050		0.000		0.020		0.000		0.030		0.000		0.100		0.100		0.000		0.100		
August	0.050		0.000		0.000		0.000		0.050		0.000		0.100		0.000		0.000		0.100		
September	0.050		0.000		0.000		0.000		0.050		1.000		0.100		0.000		0.000		0.100		
October	0.050		0.000		0.000		0.000		0.050		1.000		0.100		0.000		0.000		0.100		
November	0.050		0.000		0.000		0.000		0.050		0.000		0.100		0.000		0.100		0.100		
December	0.050		0.000		0.000		0.000		0.050		0.000		0.100		0.100		0.000		0.100		
Total	0.600	0.440	0.000	0.000	0.050	0.000	0.000	0.000	0.550	0.440	2.000	0.000	1.200	0.526	0.200	0.000	0.200	0.000	1.200	0.180	

- Notes:
- (1) The waste flow table shall also include C&D materials that are specified in the Contract to be imported for use at the Site.
 - (2) Plastics refer to plastic bottles/containers, plastic sheets/foam from packaging material
 - (3) The quantities of C&D Materials, in m³, was calculated by multiply the no. of truck with the volume of truck, which is 5m³.

**APPENDIX L
CUMULATIVE LOG FOR COMPLAINT
LOGS, NOTIFICATION OF SUMMONS
AND SUCCESSFUL PROSECUTIONS**

Appendix L - Cumulative Log for Complaints, Notifications of Summons and Successful Prosecutions

Cumulative Complaint Log

Complaint Location/ Nature	Incoming Complaint Reference no.	Complainant/ Date of Contact	Details of Complaint	Investigation/ Mitigation Action	Status
SCL Contract 1107's Construction Site near Shaft A/ Construction Noise	14-29958	A resident living in Kai Ching Estate/ 8 December 2014	A resident of Kai Ching Estate complained about an incident of construction noise disturbance generated from operation of equipment, at the area adjacent to Shaft A in the night.	The Contractor had taken the following mitigation measures: <ul style="list-style-type: none"> • Hoardings and noise absorption blankets were erected along the site boundary to shield residents of Kai Ching Estate from noisy works during the time of the complaint; • The equipment involved in this complaint: the water pump, was removed immediately after the complaint was received to reduce noise nuisance to nearby noise sensitive receivers; • The low area near shaft A enclosure was backfilled to eliminate the flooding issue, thus the need of the water pump; 	Closed

<p>SCL Contract 1107's Construction Site near Site Entrance/ Construction Noise and Dust</p>	<p>14-31154</p>	<p>A resident living in Kai Ching Estate/ 15 December 2014</p>	<p>A resident of Kai Ching Estate complained about the noise disturbance generated from some sort of alarm noise at night from the construction site entrance; and dust nuisance from the construction site in general.</p>	<p>The alarm bell was installed to alert pedestrians of moving vehicles. During the time of complaint, vehicles might had moved in or out of the site, thus triggering the alarm.</p> <p>To avoid the same incident from happening again, the Contractor has agreed to permanently terminate the alarm bell.</p> <p>The Contractor has provided sufficient measures to minimize the smoke and dust emission. These measures include:</p> <ul style="list-style-type: none"> • Covering stockpile of bagged cements and other dusty material with impervious material. • Regularly conducting water spray on work sites and major haul road. • Washing every vehicle leaving the construction site. <p>The 24-hr TSP level monitoring conducted in December showed that the dust levels at Block 1, Rhythm Garden were under the Action and Limit Levels.</p>	<p>Closed</p>
--	-----------------	--	---	---	---------------

<p>SCL Contract 1107's Construction Site/ Construction Noise and Dust</p>	<p>15-04622</p>	<p>N/A / 12 March 2015</p>	<p>A public complaint about noise and dust nuisance from the Kai Tak Development Area was received. Since this Project is within the development area, the complaint was referred to the Contractor of SCL Contract 1107.</p>	<p>The Contractor had implemented appropriate and sufficient measures to minimise the noise and dust nuisance to adjacent sensitive receivers.</p> <p>The noise mitigation measures include:</p> <ul style="list-style-type: none"> • Installing noise absorption blankets on the hoarding at the site boundary near Kai Ching Estate; • Erecting acoustic enclosures to seal up the noisy PME and construction works (see Photo 2) in the shaft. <p>The dust mitigation measures include:</p> <ul style="list-style-type: none"> • Covering of stockpile of bagged cement and other dusty materials to reduce dust generation. • Water spraying stockpile of dusty materials as well as major haul roads and work sites to keep the surface wet. • Washing every vehicle leaving the construction site. • Regular cleaning of the access roads connecting public roads to vehicle washing areas. <p>There was also no non-compliance on construction noise and air quality recorded during the site inspections in March.</p> <p>The construction noise and 24-hr TSP level monitoring conducted in March also showed that the noise and dust levels at the monitoring stations were under the Action and Limit Levels.</p>	<p>Closed</p>
---	-----------------	--------------------------------	---	--	---------------

<p>SCL Contract 1107's Construction Site/ Construction Noise and Dust</p>	<p>15-13442</p>	<p>N/A / 9 June 2015</p>	<p>A public complaint about noise and dust nuisance from the Kai Tak Development Area was received. Since this Project is within the development area, the complaint was referred to the Contractor of SCL Contract 1107.</p>	<p>Investigation conducted by the Contract ET and the results showed that sufficient mitigation measures were provided by the Contractor to minimize the noise and dust nuisance to adjacent sensitive receivers.</p> <p>The noise mitigation measures include:</p> <ul style="list-style-type: none"> • Noise absorption blankets were installed on the hoarding at the site boundary near Kai Ching Estate; • Acoustic enclosures were erected to seal up the noisy PME and construction works in the shaft; • The formwork erection was conducted inside the shaft which shield off the noisy operation. <p>The dust mitigation measures include:</p> <ul style="list-style-type: none"> • The stockpiles of dusty materials were covered by dust protective screens to reduce dust generation. Uncovered parts of the stockpile were provided with water spray to keep the dusty surface wet to reduce dust emission during stockpiling/backfilling work. • Watering on work sites and major haul roads was implemented regularly as stipulated in the Air Pollution Control Regulation and the Environmental Permit. Watering record is kept at the site entrance for easy inspection; • Vehicle movements were confined to designated haul roads. Automatic sprinkler system was installed at major haul roads to provide regular water spraying to reduce dust emission from vehicle movements; 	<p>Closed</p>
---	-----------------	------------------------------	---	--	---------------

				<ul style="list-style-type: none"> • Hoarding was provided along the entire length of the site boundary and beside roads or areas with public access; • Wheel washing facilities was provided at all vehicle exits and vehicle washing was provided for vehicles leaving the site. Access road leading to and exiting from vehicle washing areas were kept clean to ensure the public roads around site entrances were free from dust; <p>The construction noise and 24-hr TSP level monitoring conducted in May 2015 also showed that the noise and dust levels at the monitoring stations were under the Action and Limit Levels.</p>	
SCL Contract 1107's Construction Site/ Construction Noise and Dust	15-12472	N/A / 30 June 2015	<p>A public complaint about dust nuisance and muddy water discharge in the Kai Tak Development Area. Complainant alleged that uncovered dusty materials were found in Kai Tak development area and muddy water was found discharged into Kai Tak nullah.</p> <p>Since this Project is within the development area, the complaint was referred to the Contractor of SCL Contract 1107.</p>	<p>Investigation was conducted by the Contract ET. According to investigation results, the coverage for the stockpile was removed during the backfilling works, while the other parts of the stockpile were covered by dust protective screen. Mitigation measures including providing water spray and installation of waster sprinkler were implemented to keep the uncovered part wet during backfilling. The stockpile was completely covered after work.</p> <p>Wastewater was treated by sedimentation tanks with sufficient retention time before discharge into Kai Tak Nullah. All drainage facilities and erosion and sediment control structures were regularly inspected and maintained to ensure normal operation at</p>	Closed

				all times and during rainstorms. Water sampling was conducted monthly in accordance with the requirement of Effluent Discharge License (License No. WT00015861-2013). The lab test results complied with the conditions set in the Effluent Discharge License during the complaint period.	
--	--	--	--	--	--

Cumulative Log for Notifications of Summons

Log Ref.	Date/Location	Subject	Status	Total no. Received in this reporting month	Total no. Received since project commencement
--	--	--	--	--	--

Cumulative Log for Successful Prosecutions

Log Ref.	Date/Location	Subject	Status	Total no. Received in this reporting month	Total no. Received since the commencement of the project
--	--	--	--	--	--

Appendix G

**34th Monthly EM&A Report for Works Contract 1112 –
Hung Hom Station and Stabling Sidings**

MTR Corporation Limited

**Shatin to Central Link –
Tai Wai to Hung Hom Section and
Mong Kok East to Hung Hom Section**

Monthly EM&A Report

[Period from 1 to 31 March 2016]

(April 2016)

Certified by: Vivian Chan 

Position: Environmental Team Leader

Date: 14 April 2016



34th Monthly EM&A Report for March 2016

Shatin to Central Link – Works Contract 1112 Hung Hom Station and Stabling Sidings

April 2016

Project/Deliverable No.	7076187 D79/03
Project Name	Shatin to Central Link – Works Contract 1112 Hung Hom Station and Stabling Sidings
Report Name	34 th Monthly EM&A Report for March 2016
Report Date	April 2016
Report for	Leighton Contractors (Asia) Limited

PREPARATION, REVIEW AND AUTHORISATION

Revision #	Date	Prepared by	Reviewed by	Approved by
1.0 (Draft)	April 2016	Man CHEUNG	Vivian CHAN	Alexi BHANJA
2.0 (Draft)	April 2016	Man CHEUNG	Vivian CHAN	Alexi BHANJA
3.0 (Final)	April 2016	Man CHEUNG	Vivian CHAN	Alexi BHANJA

ISSUE REGISTER

Distribution List	Date Issued	Number of Copies
Leighton Contractors (Asia) Limited	April 2016	1 soft copy
MTR Corporation Limited	April 2016	1 soft copy
SMEC Project File:		1 electronic

SMEC COMPANY DETAILS

SMEC Asia Limited

27/F Ford Glory Plaza, 37-39 Wing Hong Street, Cheung Sha Wan, Kowloon, Hong Kong

T +852 3995 8100 | F +852 3995 8101

smecasia@smec.com | www.smec.com

The information within this document is and shall remain the property of **SMEC Asia Limited**

CONTENTS

EXECUTIVE SUMMARY	IV
Introduction	iv
Landscape and Visual Monitoring.....	iv
Air Quality Monitoring	iv
Noise Quality Monitoring.....	iv
Waste Management.....	v
Environmental Auditing	v
Compliant, Notification of Summons and Successful Prosecution	v
Future Key Issues	v
1 INTRODUCTION	6
1.1 Project Background	6
1.2 Purpose of the Report	6
1.3 Report Structure.....	6
2 PROJECT INFORMATION	7
2.1 General Site Description	7
2.2 Construction Programme and Activities	8
2.3 Project Organisation	8
2.4 Status of Environmental Licences, Notification and Permits.....	9
3 ENVIRONMENTAL MONITORING PARAMETERS	11
3.1 Landscape and Visual Impact Monitoring.....	11
3.2 Air Quality Monitoring	11
3.3 Construction Noise Monitoring.....	14
4 IMPLEMENTATION STATUS OF ENVIRONMENTAL MITIGATION MEASURES	15
5 MONITORING RESULTS	16
5.1 Landscape and Visual	16
5.2 Air Quality Monitoring	16
5.3 Regular Construction Noise Monitoring	16
5.4 Waste Management.....	16
6 ENVIRONMENTAL SITE INSPECTION AND AUDIT	18
7 ENVIRONMENTAL NON-CONFORMANCE	22
7.1 Summary of Monitoring Exceedances	22
7.2 Summary of Environmental Non-Compliance	22
7.3 Summary of Environmental Complaint.....	22

7.4	Summary of Environmental Summons and Successful Prosecution.....	22
8	FUTURE KEY ISSUES.....	23
8.1	Construction Programme for Next Month.....	23
8.2	Key Issues for the Coming Months	23
8.3	Monitoring Schedule for Next Month.....	23
9	CONCLUSIONS AND RECOMMENDATIONS.....	24
9.1	Conclusions	24
9.2	Recommendations	24

APPENDICES

Appendix A	Project Works Boundary
Appendix B	Construction Programme
Appendix C	Project Organisation for Environmental Works
Appendix D	Location of Air Quality Monitoring Station
Appendix E	Calibration Certificates of Monitoring Equipment
Appendix F	Wind Data
Appendix G	Environmental Monitoring Programme
Appendix H	Implementation Schedule of Environmental Mitigation Measures
Appendix I	Event and Action Plan
Appendix J	Monitoring Results and their Graphical Presentations
Appendix K	Waste Flow Table
Appendix L	Cumulative Statistics of Complaints, Notification of Summons and Successful Prosecutions

TABLES

Table 2-1	Contact Information of Key Personnel
Table 2-2	Status of Environmental Licenses, Notification and Permits
Table 3-1	Air Quality Monitoring Parameters and Frequency
Table 3-2	Air Quality Monitoring Location
Table 3-3	Air Quality Monitoring Equipment
Table 4-1	Summary of Status of Required Submission under EP
Table 5-1	Summary of 24-hour TSP Monitoring Results
Table 6-1	Observations and Recommendations of Site Audits

EXECUTIVE SUMMARY

Introduction

The construction works of MTRC Shatin to Central Link Works Contract 1112- Hung Hom Station and Stabling Sidings (the Project) comprise permanent works and the necessary temporary works for Hung Hom Station (HUH), Hung Hom Stabling Sidings (HHS), the South Approach Tunnels (SAT) and the North Approach Tunnels (NAT) to the new station, HHS and any reprovisioning remedial and improvement works (RRIW).

Construction works of the Project commenced on 3 June 2013. This is the 34th Monthly Environmental Monitoring and Audit (EM&A) Report presenting the EM&A works carried out during the period from 1 to 31 March 2016 in accordance with the EM&A manual.

During the reporting month, the following activity took place for the Project:

- Piling for foundation and noise enclosure at HUH and NAT
- Slab construction at HUH, NAT
- Initial excavation at HUH, HHS and SAT
- Underpinning at HUH
- Utilities diversion at SAT
- Modification works at Concourse level
- Drainage diversion at NAT
- Operation of MBME at HUH
- Reconstruction of 1875 drainage at HHS
- Noise barrier installation at NAT

Landscape and Visual Monitoring

Bi-weekly inspection of the implementation of landscape and visual mitigation measures was conducted on 8 and 22 March 2016. All necessary mitigation measures have been implemented by the Contractor.

Air Quality Monitoring

Air quality (24-hour TSP) monitoring was carried out on 1, 7, 12, 18, 24 and 30 March 2016. No exceedance of Action and Limit Level of 24-hour TSP monitoring was recorded at the monitoring location in the reporting month.

Noise Quality Monitoring

Construction airborne noise monitoring can be referred to the Monthly EM&A Report for Contract 1111. A complaint was received by EPD on 24 March 2016 regarding construction noise being noticed from MTR Hung Hom Station during mid-night period, which was within the restricted hours as stipulated in the Noise Pollution Control Ordinance. Hence, once exceedance of the Action Level was recorded during the reporting period.

Waste Management

Receptacles for collection of general refuse were provided at the site. As advised by the Contractor, 288,350 kg of general refuse was generated from the Project and disposed of at NENT landfill. A total of 9,748 m³ inert construction and demolition (C&D) materials were generated from the Project, 3,478 m³ was reused in other projects and 6,269 m³ was disposed of at TM38 Public Fill. No chemical waste was disposed. A total of 3,850 m³ Type 1 marine sediments and 2,298 m³ Type 2 marine sediments were generated from SCL1112. No paper/cardboard packaging was disposed and 750,850 kg metals were recycled. No asphalt or plastic was recycled from the Project.

Environmental Auditing

A total of 5 weekly environmental site audits were conducted on 3, 10, 17, 24 and 31 March 2016. The IEC joint site audit was undertaken on 17 March 2016.

Compliant, Notification of Summons and Successful Prosecution

One environmental complaint regarding general construction noise during restricted hour was received during the reporting month.

No summons or prosecution related to the environmental issues were received in the reporting period.

Future Key Issues

Major site activities for the coming reporting month will include:

- Piling for foundation and noise enclosure at HUH and NAT
- Slab construction at HUH, NAT
- Initial excavation at HUH, HHS and SAT
- Underpinning at HUH
- Utilities diversion at SAT
- Modification works at Concourse level
- Drainage diversion at NAT
- Reconstruction of 1875 drainage at HHS
- Noise barrier installation at NAT

Potential environmental impacts arising from the above construction activities are mainly associated with construction dust, construction noise and waste management.

1 INTRODUCTION

1.1 Project Background

1.1.1 The Shatin to Central Link (SCL) is a designated project (DP) under the Environmental Impact Assessment Ordinance (EIAO). For the purposes of the Environmental Impact Assessment (EIA), five EIA studies have been conducted to cover different sections of the SCL. These are Tai Wai to Hung Hom Section (SCL (TAW-HUH)), Mong Kok East to Hung Hom Section (SCL (MKK-HUH)), Hung Hom to Admiralty Section (SCL (HUH-ADM)), Protection Works at Causeway Bay Typhoon Shelter and Stabling Sidings at Hung Hom Freight Yard (SCL (HHS)).

1.1.2 Three EIA reports are of relevance to Works Contract 1112 (the Project), namely EIA for SCL (TAW-HUH) (Register No. AEIAR-167/2012), EIA for SCL (MKK-HUH) (Register No. AEIAR-165/2012) and EIA for SCL (HHS) (Register No. AEIAR-164/2012). These were submitted and subsequently approved with conditions by the Environmental Protection Department (EPD) on 17 March 2012. Two Environmental Permits (EPs), Environmental Permit No. EP-437/2012 for SCL (MKK-HUH) and Environmental Permit No. EP-438/2012 for SCL (TAW-HUH) were subsequently obtained on 22 March 2012. A recent application for variation of the EP for SCL (TAW-HUH) was approved and a varied EP (EP No. EP-438/2012/J) was issued by Director of Environmental Protection (DEP) on 29 February 2016.

1.1.3 Construction of the SCL has been divided into a number of works contracts. This Works Contract 1112 was awarded to Leighton Contractors (Asia) Limited (the Contractor) in March 2013. Leighton has engaged SMEC Asia Limited as the Environmental Team under the EIAO for Works Contract 1112.

1.2 Purpose of the Report

1.2.1 This is the 34th EM&A report which summarizes the monitoring results and audit findings during the reporting period from 1 to 31 March 2016.

1.3 Report Structure

- Section 1: Introduction
- Section 2: Project Information
- Section 3: Environmental Monitoring Parameters
- Section 4: Implementation Status of Environmental Mitigation Measures
- Section 5: Monitoring Results
- Section 6: Environmental Site Inspection and Audit
- Section 7: Environmental Non-conformance
- Section 8: Future Key Issues
- Section 9: Conclusions and Recommendations

2 PROJECT INFORMATION

2.1 General Site Description

2.1.1 The works under Works Contract 1112 comprise permanent works and the necessary temporary works for Hung Hom Station (HUH), Hung Hom Stabling Sidings (HHS), the South Approach Tunnels (SAT) and the North Approach Tunnels (NAT) to the new station, HHS and any reprovisioning remedial and improvement works (RRIW). The major permanent works under Works Contract 1112 generally comprise the following:

- New HUH integrated with the existing HUH station, with associated entrances, ventilation facilities, plant rooms, other ancillary facilities, and ABWF works.
- Modification of the existing HUH station to allow interchange between Existing East Rail Line and SCL(TAW-HUH), and between SCL(MKK-HUH) and SCL(TAW-HUH) comprising alteration and addition works at podium level, mid-level, and platform level.
- Running tunnels of the SCL(TAW-HUH) at the south and north ends of the new HUH to the existing stub tunnel of Existing West Rail and interface with Works Contract 1111.
- Running tunnels of the SCL(MKK-HUH) at the south and north ends of the new HUH to the proposed North Ventilation Building and interface with Works Contract 1111.
- Extensive underpinning and modification of the existing podium structure of HUH and the Hong Kong Coliseum, and associated protection works.
- Diversion, modification and dismantling of existing building services associated with underpinning and modification of existing structures.
- Demolition and clearance of the majority of the existing Hung Hom Freight Terminal infrastructure.
- Protection, diversion, and modification of utilities and services.
- Launching and retrieval track connecting the SCL(TAW-HUH) to HHS from the turnout close to WRL at the south and interface with Works Contract 1111 at the north.
- CLP Transformer Building.
- Demolition of the existing International Mail Centre adjacent to Salisbury Road, the MTR Freight Operations Building within the southern end of the Hung Hom Freight Terminal, and other ancillary buildings.
- Reconstruction of Cheong Wan Road Viaduct.
- Civil, BS and ABWF provisions for designated and interfacing contracts.
- Landscape works.
- Modification to various parts of existing disused Freight Yard structure for provision of HHS, comprising alteration and addition works at underground level, ground level, mezzanine level and podium level including new

accommodation and plant areas and stablings and associated track provisions connecting to the interface with Works Contract 1111.

- Extensive underpinning of the podium structures above the existing disused Freight Yard for provision of HHS and its associated works.
- Construct part of the shunting track.
- Construct the emergency track and its associated works which connect the stabling siding to the mainline which run parallel with the northern approach of HUH.
- Construct the semi-enclosed noise enclosure and its associated works over the entire HHS north fan area.
- Preparation works, operation, and reinstatement of an additional storage area near Muk Chui Street, Kai Tak.

2.1.2 The works area for the Works Contract 1112 is shown in **Appendix A**.

2.2 Construction Programme and Activities

2.2.1 The summary of construction programme is presented in **Appendix B**.

2.2.2 The major construction activities carried out by the Contractor in the reporting period are summarized as below:

- Piling for foundation and noise enclosure at HUH and NAT
- Slab construction at HUH, NAT
- Initial excavation at HUH, HHS and SAT
- Underpinning at HUH
- Utilities diversion at SAT
- Modification works at Concourse level
- Drainage diversion at NAT
- Operation of MBME at HUH
- Reconstruction of 1875 drainage at HHS
- Noise barrier installation at NAT

2.3 Project Organisation

2.3.1 The project organization structure is presented in **Appendix C**. The contact names and numbers for key personnel of the Project are summarized in **Table 2-1**.

Table 2-1 Contact Information of Key Personnel

Company	Position	Name	Telephone	Fax
MTR	Construction Manager	Mr Kit CHAN	3127 6203	3127 6422
	SCL Project Environmental Team Leader	Mr Richard KWAN	2688 1283	2993 7577
Meinhardt	Independent Environmental Checker	Mr Fredrick LEONG	2859 1739	2540 1580

Company	Position	Name	Telephone	Fax
Leighton	Environmental Manager	Mr Kevin HARMAN	3973 0270	2356 9355
SMEC	ET Leader	Ms Vivian CHAN	3995 8140	3995 8101

2.4 Status of Environmental Licences, Notification and Permits

2.4.1 A summary of the relevant permits, licences, and/or notifications on environmental protection for this Project is presented in **Table 2-2**.

Table 2-2 Status of Environmental Licenses, Notification and Permits

Permit / Licence No. / Notification / Reference No.	Valid Period		Status	Remark
	From	To		
Environmental Permit				
EP-437/2012	22 Mar 2012	-	Valid	EP for SCL (MKK-HUH)
EP-438/2012/J	29 Feb 2016	-	Valid	EP for SCL (TAW-HUH)
Construction Noise Permit				
GW-RE1328-15	8 Jan 2016	7 Mar 2016	Valid until cancellation on 7 Mar 2016	Concrete breaking on the railway track + track 7 ADMS maintenance
GW-RE0150-16	26 Feb 2016	25 Aug 2016	Valid until cancellation on 31 Mar 2016	Under Podium works (Area C under EWL)
GW-RE0176-16	1 Mar 2016	31 Aug 2016	Valid	Works in concourse
GW-RE0207-16	10 Mar 2016	28 Apr 2016	Valid	Concrete breaking on the railway track + track 7 ADMS maintenance + stage 2 hoarding installation
GW-RE0282-16	31 Mar 2016	30 Sep 2016	Valid	Under Podium works (new works for LMEL)
Wastewater Discharge License				
WT00015983-2013	28 Jun 2013	30 Jun 2018	Valid	-
Chemical Waste Producer Registration				
5213-213-L2603-03	28 Jun 2013	-	Valid	-
Billing Account for Construction Waste Disposal				
7017179	27 Mar 2013	-	Active Account	-

Permit / Licence No. / Notification / Reference No.	Valid Period		Status	Remark
	From	To		
Notification Under Air Pollution Control (Construction Dust) Regulation				
357078	18 Mar 2013	-	Notified	-
Notification of Asbestos Abatement Works				
AX141187	11 Oct 2014 (earliest commencement date)	-	Notified	Demolition of International Mail Centre, 80 Salisbury Road, Hung Hom
AX141235	27 Oct 2014 (earliest commencement date)	-	Notified	Demolition of Freight Operation Building, MTR Hung Hom Depot
Notification of New Expiration Date of Sediment Quality Report (SQR)				
EP60/G1/12-395/Part XXVI	3 Nov 2014	22 Jan 2017	Notified	Data Reliability Review on Sediment Quality Report

3 ENVIRONMENTAL MONITORING PARAMETERS

3.1 Landscape and Visual Impact Monitoring

3.1.1 In accordance with the EM&A Manual, the landscape and visual mitigation measures shall be implemented and a site inspection shall be conducted once every two weeks throughout the construction period.

3.2 Air Quality Monitoring

Parameter, Frequency and Duration

3.2.1 In accordance with the EM&A Manual, 24-hour Total Suspended Particulates (TSP) level at the designated air quality monitoring station is required throughout the construction period. The monitoring parameters and frequency are provided in **Table 3-1**.

Table 3-1 Air Quality Monitoring Parameters and Frequency

Parameter	Frequency
1-hour TSP	3 times in every 6 days when one documented valid complaint is received
24-hour TSP ^[1]	Once per 6 days

Note:

1. 24-hour TSP will be conducted when project-related construction activities are being undertaken within a radius of 500m from monitoring stations.

Monitoring Location

3.2.2 One air quality monitoring station was set up at the location in accordance with the approved EM&A Manuals. The location of the construction dust monitoring station is summarised in **Table 3-2** and shown in **Appendix D**.

3.2.3 The monitoring location of AM2 has been located on the roof of the Site Office Building next to Harbourfront Horizon since 19 March 2014.

Table 3-2 Air Quality Monitoring Location

ID	Location
AM2 ^[1]	Harbourfront Horizon ^[2]

Note:

1. Different IDs were used in various EM&A Manuals for dust monitoring location at Harbourfront Horizon, DMS-12 was used in EM&A Manual for SCL(TAW-HUH), AM2 were used in EM&A Manual and EIA report for SCL(MKK-HUH), and DMS-1 Works Contract 1112 were used in EM&A Manual and EIA report for HHS. For ease of future reference, AM2 will be adopted for EM&A reporting for Works Contract 1112 when referring to this monitoring location.
2. Air quality monitoring location at Harbourfront Horizon is the same as monitoring station CD6a as proposed in the EM&A Manual for “Kwun Tong Line Extension (KTE)”. Access to Harbourfront Horizon was rejected by the owner during preparation for baseline

monitoring for the KTE in early 2011. A representative monitoring location at the adjacent Finger Pier, at about 25m from Harbourfront Horizon, was adopted as an alternative monitoring location for KTE. This monitoring location is considered the most appropriate alternative monitoring location for AM2 and have been adopted for dust monitoring for Contract 1112.

Monitoring Equipment

3.2.4 The air quality monitoring was performed using High Volume Sampler (HVS). The HVS meets all the requirements of the EM&A Manual. Detail of the HVS used in air quality monitoring is provided in **Table 3-3**.

Table 3-3 Air Quality Monitoring Equipment

Equipment	Brand and Model	Serial Number
High Volume Sampler	GS-2310 Accu-vol	694-0665
Calibration Kit	Tisch (TE-5025A)	1941

3.2.5 The HVS were calibrated in every six months interval using calibration kit which is re-calibrated by the manufacturer after one year of use. The calibration certificate of the calibration kit and the calibration spreadsheet of the HVS is provided in **Appendix E**.

Monitoring Procedures

3.2.6 Specifications of HVS are as follow:

- i. 0.6 - 1.7m³ per minute adjustable flow range
- ii. Equipped with a timing / control device with +/- 5 minutes accuracy for 24 hours operation
- iii. Installed with elapsed-time meter with +/- 2 minutes accuracy for 24 hours operation
- iv. Capable of providing a minimum exposed area of 406cm²
- v. Flow control accuracy: +/- 2.5% deviation over 24-hour sampling period
- vi. Equipped with a shelter to protect the filter and sampler
- vii. Incorporated with an electronic mass flow rate controller or other equivalent devices
- viii. Equipped with a flow recorder for continuous monitoring
- ix. Provided with a peaked roof inlet
- x. Incorporated with a manometer
- xi. Able to hold and seal the filter paper to the sampler housing at horizontal position
- xii. Easily changeable filter and
- xiii. Capable of operating continuously for a 24-hour period.

3.2.7 Preparation of Filter Papers

- i. Glass fibre filters, G810 were labelled and sufficient filters that were clean and without pinholes were selected.

- ii. All filters were equilibrated in the conditioning environment for 24 hours before weighing. The conditioning environment temperature was around 25°C and not variable by more than ±3 °C; the relative humidity (RH) was < 50% and not variable by more than ±5%. A convenient working RH was 40%.
- iii. All filter papers were prepared and analysed by ALS Technichem (HK) Pty Ltd., which is a HOKLAS accredited laboratory and has comprehensive quality assurance and quality control programmes.

3.2.8 Field Monitoring

- i. The power supply was checked to ensure the HVS works properly.
- ii. The filter holder and the area surrounding the filter were cleaned.
- iii. The filter holder was removed by loosening the four bolts and a new filter, with stamped number upward, on a supporting screen was aligned carefully.
- iv. The filter was properly aligned on the screen so that the gasket formed an airtight seal on the outer edges of the filter.
- v. The swing bolts were fastened to hold the filter holder down to the frame. The pressure applied was sufficient to avoid air leakage at the edges.
- vi. Then the shelter lid was closed and was secured with the aluminium strip.
- vii. The HVS was warmed-up for about 5 minutes to establish run-temperature conditions.
- viii. A new flow rate record sheet was set into the flow recorder.
- ix. On site temperature and atmospheric pressure readings were taken and the flow rate of the HVS was checked and adjusted at around 1.3 m³/min, and complied with the range specified in the EM&A Manual (i.e. 0.6-1.7 m³/min).
- x. The programmable digital timer was set for a sampling period of 24 hrs, and the starting time, weather condition and the filter number were recorded.
- xi. The initial elapsed time was recorded.
- xii. At the end of sampling, on site temperature and atmospheric pressure readings were taken and the final flow rate of the HVS was checked and recorded.
- xiii. The final elapsed time was recorded.
- xiv. The sampled filter was removed carefully and folded in half length so that only surfaces with collected particulate matter were in contact.
- xv. It was then placed in a clean plastic envelope and sealed.
- xvi. All monitoring information was recorded on a standard data sheet.
- xvii. Filters were then sent to ALS Technichem (HK) Pty Ltd. for analysis.

Wind Data Monitoring

- 3.2.9 Average wind data (wind speed and direction) at the King's Park meteorological station during the monitoring period were obtained from the Hong Kong Observatory (HKO) and presented in **Appendix F**.

Monitoring Schedule

- 3.2.10 The schedule for environmental monitoring in April 2016 is provided in **Appendix G**.

3.3 Construction Noise Monitoring

- 3.3.1 In accordance with the approved EM&A Manuals for SCL (TAW-HUH), SCL (MKK-HUH) and SCL (HHS), construction noise monitoring is required at No. 234-238 Chatham Road North (originally proposed as Wing Fung Building in the approved EM&A Manuals).
- 3.3.2 Construction airborne noise monitoring requirement details at No. 234-238 Chatham Road North (NM2) can be referred to the Monthly EM&A Report for Contract 1111.

4 IMPLEMENTATION STATUS OF ENVIRONMENTAL MITIGATION MEASURES

- 4.1.1 All environmental mitigation measures and requirements as stated in EIA Reports, Environmental Permits and EM&A Manuals are implemented. The implementation status of the environmental mitigation measures for this Works Contract during the reporting period is summarized in *Appendix H*.
- 4.1.2 Submissions to EPD during construction stage had been made in accordance with the EP requirements. A summary of EP submission requirements and their status is presented in *Table 4-1*.

Table 4-1 Summary of Status of Required Submission under EP

Required Submission	Environmental Permit	Date of Submission	Status
EP Condition 3.4 - Monthly Environmental Monitoring & Audit (EM&A) Report	EP-437/2012	14 March 2016	Submitted
	EP-438/2012/J	14 March 2016	Submitted

5 MONITORING RESULTS

5.1 Landscape and Visual

- 5.1.1 Bi-weekly inspection of the implementation of landscape and visual mitigation measures was conducted on 8 and 22 March 2016. All necessary mitigation measures have been implemented by the Contractor.
- 5.1.2 The Event and Action Plan for Landscape and Visual Impact Monitoring is provided in *Appendix I*.

5.2 Air Quality Monitoring

- 5.2.1 The monitoring results for 24-hour TSP are summarized in *Table 5-1*. Detailed air quality monitoring results are presented in *Appendix J*.

Table 5-1 Summary of 24-hour TSP Monitoring Results

ID	Average ($\mu\text{g}/\text{m}^3$)	Range ($\mu\text{g}/\text{m}^3$)	Action Level ($\mu\text{g}/\text{m}^3$)	Limit Level ($\mu\text{g}/\text{m}^3$)
AM2	61.2	17.2 – 113.6	182	260

- 5.2.2 No Action and Limit Level exceedance was recorded in the reporting month.
- 5.2.3 The Event and Action Plan is provided in *Appendix I*.

5.3 Regular Construction Noise Monitoring

- 5.3.1 Construction airborne noise monitoring results in the reporting month can be referred to the Monthly EM&A Report for Contract 1111.
- 5.3.2 The Action and Limit levels for construction noise are summarised in *table 5-2*.

Table 5-2 Action and Limit Levels

Time Period	Action Level	Limit Level
07:00-19:00 hours on normal weekdays	When one documented valid complaint is received	75dB(A)*

Note: If works are to be carried out during restricted hours, the conditions stipulated in the construction noise permit issued by the Noise Control Authority have to be followed.

* Reduce to 70 dB(A) for schools and 65 dB(A) during school examination periods.

- 5.3.3 A complaint was received by EPD on 24 March 2016 regarding construction noise being noticed from MTR Hung Hom Station during mid-night period, which was within the restricted hours as stipulated in the Noise Pollution Control Ordinance. Hence, once exceedance of the Action Level was recorded during the reporting period.
- 5.3.4 The Event and Action Plan for construction noise is provided in *Appendix I*.

5.4 Waste Management

- 5.4.1 Receptacles for collection of general refuse were provided at the site. As advised by the Contractor, 288,350 kg of general refuse was generated from the Project and disposed of at NENT landfill. A total of 9,748 m³ inert construction and demolition (C&D) materials were generated from the Project, 3,478 m³ was reused in other projects and 6,269 m³ was disposed of at TM38 Public Fill. No chemical waste was disposed. A total of 3,850 m³ Type 1 marine sediments and 2,298 m³ Type 2 marine sediments were generated from SCL1112. No paper/cardboard packaging was disposed and 750,850 kg metals were recycled. No asphalt or plastic was recycled from the Project. The waste flow table and marine sediment flow table were presented in **Appendix K**.
- 5.4.2 A billing account for construction waste disposal has been approved and a trip ticket system was implemented to record the waste generated from the Project in the reporting month.

6 ENVIRONMENTAL SITE INSPECTION AND AUDIT

- 6.1.1 Weekly site audits were conducted by the ET and attended by the ER and the Contractor to monitor the timely implementation of proper environmental management practices and mitigation measures at the site. 5 site audits were carried out on 3, 10, 17, 24 and 31 March 2016 during the reporting month. Representative of the IEC joined the site inspection on 17 March 2016. A summary of the implementation schedule of environmental mitigation measures is provided in [Appendix H](#).
- 6.1.2 No EPD inspections were conducted during the reporting month.
- 6.1.3 During the weekly site inspections, no non-conformance was identified. Details of observations recorded during site inspection are summarized in [Table 6-1](#).

Table 6-1 Observations and Recommendations of Site Audits

Parameters	Description	Works Area	Observation Date	Status
Air Quality	Machineries were observed emitting white smoke. The Contractor should ensure all machineries are under regular maintenance.	SAT	10 March 2016	The item was rectified by the Contractor on 18 March 2016.
	Uncovered stockpile was observed. The Contractor should cover the stockpile with impervious sheeting to prevent dust generation.	SAT	3 March 2016	The item was rectified by the Contractor on 10 March 2016.
		NAT	31 March 2016	The item will be followed-up in the next reporting month.
Water Quality	Water pipes for water removal from excavation pit were observed directly connected to storm drainage. The Contractor should ensure water pumped out from excavation pit is treated by silt removal facilities prior to discharging into the storm drains.	Gate 2	18 February 2016	The item was rectified by the Contractor on 3 March 2016.
	Muddy wheel-washing water was observed at public road. The Contractor should implement sufficient measures to ensure all vehicles are properly washed before leaving the site.	Gate 3	7 January 2016	The item was rectified by the Contractor on 3 March 2016.
	Muddy wheel-washing water was observed at public road and public	Gate 3	3 March 2016	The item was rectified by the Contractor on 10

Parameters	Description	Works Area	Observation Date	Status
	gullies. The Contractor should implement sufficient measures to ensure all vehicles are properly washed before leaving the site.			March 2016.
	Stagnant water was observed accumulated at the underpinning area. The Contractor should clear the stagnant water to prevent accumulation by pumping the water out and treated properly before discharge.	HKC Area B (N19)	18 February 2016	The item was rectified by the Contractor on 3 March 2016.
	Muddy water being discharged into public drains was observed. The Contractor should ensure wastewater is properly treated in accordance with WPCO requirements prior to discharge.	HHS (B28b)	10 March 2016	The item will be followed-up in the next reporting month.
	Plastic pipe was observed directly connected into the public drain. The Contractor should remove the plastic pipe connection and divert the site runoff to wastewater facilities before discharge to designated discharge point in accordance with WPCO's requirements.	NAT	17 March 2016	The item was rectified by the Contractor on 24 March 2016.
	Treatment was not provided for the water at the utility bridge and drained to the manhole. The Contractor should provide sufficient treatment to the water at the utility bridge.	SAT	24 March 2016	The item will be followed-up in the next reporting month.
	The water quality at the wheel washing area was found unsatisfactory. The Contractor should enhance the water quality at the wheel washing area.	Gate 1	24 March 2016	The item will be followed-up in the next reporting month.
	Muddy trails were observed at the site exit. The Contractor should ensure all vehicles were	Site exit of Gate 2	31 March 2016	The item will be followed-up in the next reporting month.

Parameters	Description	Works Area	Observation Date	Status
	cleaned properly prior to leaving the site.			
	The Contractor should provide mitigation measure such as earth bundling to prevent muddy runoff entering to public road.	Site exit of Gate 2	31 March 2016	The item will be followed-up in the next reporting month.
Waste/ Chemicals Management	Chemical containers and machineries were observed without secondary containment. The Contractor should provide secondary containment to all chemical containers to prevent land contamination.	HUH (O/P-26)	12 February 2016	The item was rectified by the Contractor on 3 March 2016.
		HUH (M33)	18 February 2016	The item was rectified by the Contractor on 17 March 2016.
		HHS (Cb10a)	18 February 2016	The item was rectified by the Contractor on 3 March 2016.
		NAT	25 February 2016	The item was rectified by the Contractor on 3 March 2016.
		HUH (M28)	17 March 2016	The item will be followed-up in the next reporting month.
		HHS (26A)	24 March 2016	The item was rectified by the Contractor on 31 March 2016.
		HHS (G-20)	31 March 2016	The item will be followed-up in the next reporting month.
			Chemical waste containers without proper label and chemical waste storage area being maintained in poor condition were observed. The Contractor should provide proper chemical waste label for all chemical waste containers in accordance with the COP and properly maintain the chemical waste storage area.	Chemical storage area at HHS works area

Parameters	Description	Works Area	Observation Date	Status
	Waste skip was observed full. The Contractor should remove the rubbish regularly to prevent accumulation.	HHS (AH-10)	31 March 2016	The item will be followed-up in the next reporting month.
	General refuse was observed on the ground. The Contractor should provide sufficient rubbish bin or waste skip at the site.	HUH (M28)	17 March 2016	The item was rectified by the Contractor on 24 March 2016.
	Waste skips without proper label were observed. The Contractor should provide proper label to the waste skips to avoid confusion and mixing up of different wastes.	HHS	25 February 2016	The item was rectified by the Contractor on 24 March 2016.
		SAT adjacent to HHS	25 February 2016	The item was rectified by the Contractor on 17 March 2016.
		HUH (C1)	3 March 2016	The item was rectified by the Contractor on 17 March 2016.
		SAT	24 March 2016	The item was rectified by the Contractor on 31 March 2016.

Note:

1. HUH: Hung Hom Station
2. HHS: Hung Hom Stabling Sidings
3. NAT: North Approach Tunnels
4. SAT: South Approach Tunnels
5. N/A: Not Applicable

6.1.4 Follow-up actions requested by Contractor’s ET and IEC during site inspections were undertaken by the Contractor and the work were confirmed in the following weekly site inspection. Follow-up actions that are still outstanding in the reporting month will be inspected in site inspections in following month, until the corresponding action has been satisfactorily completed by the Contractor.

7 ENVIRONMENTAL NON-CONFORMANCE

7.1 Summary of Monitoring Exceedances

- 7.1.1 All 24-hour TSP results were below the Action and Limit level at all monitoring locations in the reporting month.
- 7.1.2 A complaint was received by EPD on 24 March 2016 regarding construction noise being noticed from MTR Hung Hom Station during mid-night period, which was within the restricted hours as stipulated in the Noise Pollution Control Ordinance. Hence, once exceedance of the Action Level was recorded during the reporting period.

7.2 Summary of Environmental Non-Compliance

- 7.2.1 No environmental non-compliance event was recorded during the reporting month.

7.3 Summary of Environmental Complaint

- 7.3.1 EPD received a public complaint on 24 March 2016 regarding construction noise being noticed from MTR Hung Hom Station during mid-night period, which was within the restricted hours as stipulated in the Noise Pollution Control Ordinance. The investigation report was prepared and the date of submission to EPD will be updated in the next reporting month.
- 7.3.2 Details and cumulative statistics on environmental complaints can be referred to *Appendix L*.

7.4 Summary of Environmental Summons and Successful Prosecution

- 7.4.1 No summon was received during the reporting month.
- 7.4.2 The cumulative statistics on notification of summons and successful prosecutions is provided in *Appendix L*.

8 FUTURE KEY ISSUES

8.1 Construction Programme for Next Month

8.1.1 The construction programme for the upcoming month is provided in *Appendix B* and the key issues to be considered in the upcoming months include:

- Piling for foundation and noise enclosure at HUH and NAT
- Slab construction at HUH, NAT
- Initial excavation at HUH, HHS and SAT
- Underpinning at HUH
- Utilities diversion at SAT
- Modification works at Concourse level
- Drainage diversion at NAT
- Reconstruction of 1875 drainage at HHS
- Noise barrier installation at NAT

8.2 Key Issues for the Coming Months

8.2.1 Potential environmental impacts arising from the above construction activities are mainly associated with construction dust, construction noise and waste management.

8.3 Monitoring Schedule for Next Month

8.3.1 The tentative schedule for environmental monitoring in April 2016 is provided in *Appendix G*.

9 CONCLUSIONS AND RECOMMENDATIONS

9.1 Conclusions

- 9.1.1 The construction phase of the Project was commenced on 3 June 2013. The EM&A programme has been implemented to include air quality monitoring and environmental site audits. This is the 34th Monthly Environmental Monitoring and Audit (EM&A) Report presenting the EM&A works carried out during the period from 1 to 31 March 2016.
- 9.1.2 6 nos. of 24-hour TSP monitoring were carried out in the reporting month.
- 9.1.3 No exceedance of the Action and Limit Levels of air quality monitoring was recorded at the designated monitoring stations during reporting period.
- 9.1.4 Two landscape and visual monitoring and four environmental site audits were conducted in the reporting month. Recommendations on remedial actions were provided to the Contractor for deficiencies identified during the site audits.
- 9.1.5 One environmental complaint regarding construction noise during restricted hour was received during the reporting month.
- 9.1.6 The ET will keep track on the EM&A programme to ensure the compliance of environmental requirements and the proper implementation of all necessary mitigation measures.

9.2 Recommendations

- 9.2.1 According to the environmental audit performed in the reporting month, the following recommendations were made:

Air Quality Impact

- Ensure all machineries are under regular maintenance.
- Cover the uncovered stockpile with impervious sheeting to prevent dust generation.

Water Quality Impact

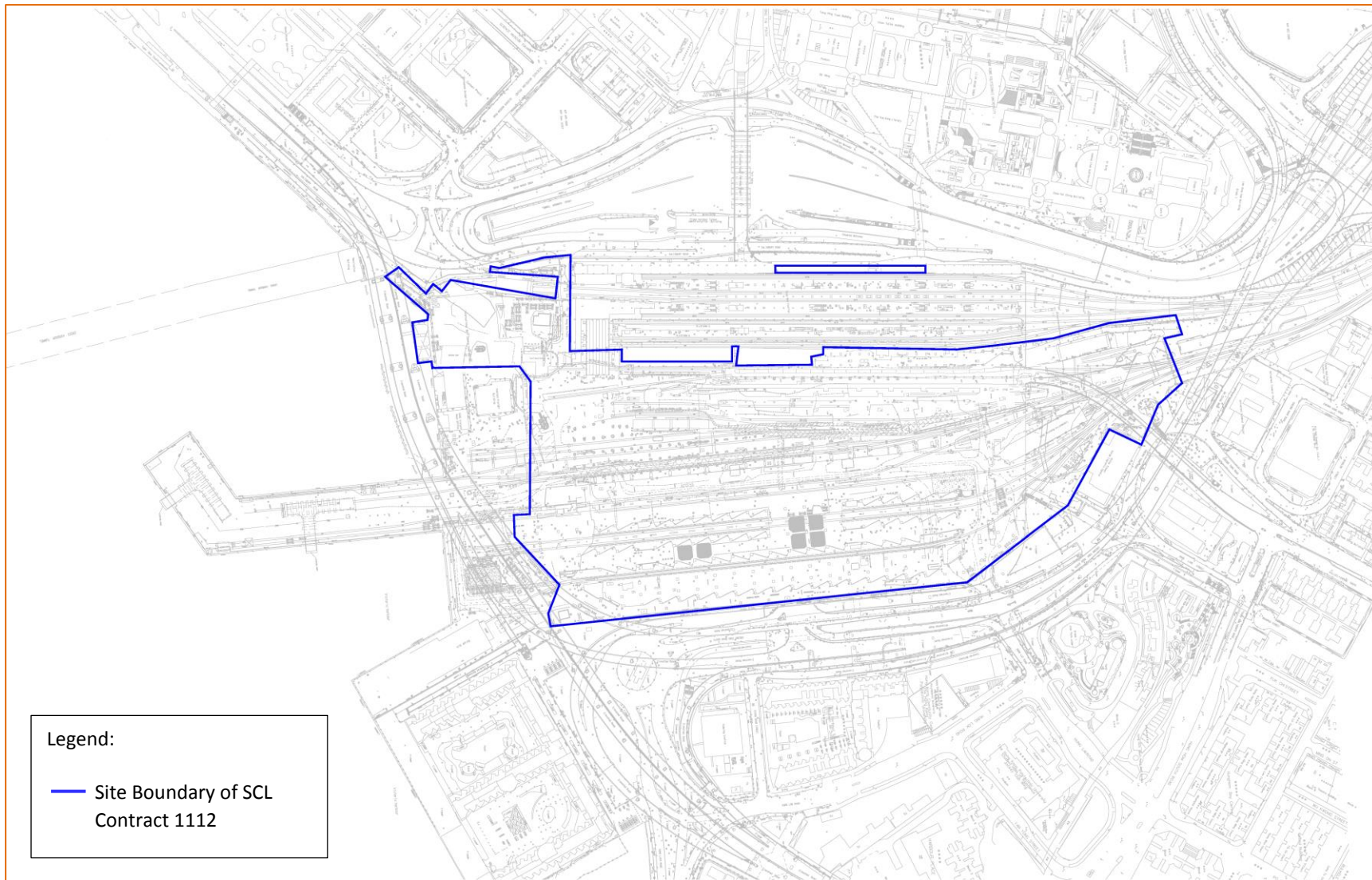
- Provide proper protection to prevent muddy water from discharging into the gully and improve wheel washing system to prevent muddy wheel-washing water discharge to public road.
- Ensure water pumped out from excavation pit is treated by silt removal facilities prior to discharging into the storm drains.
- Ensure wastewater is properly treated in accordance with WPCO requirements prior to discharge.
- Clear the stagnant water to prevent accumulation by pumping the water out and treated properly before discharge.
- Ensure all vehicles were properly washed before leaving the site.
- Provide sufficient treatment to the water at the utility bridge.
- Enhance the water quality at the wheel washing area.
- Provide mitigation measure such as earth bundling to prevent muddy runoff entering to public road.

Chemical and Waste Management

- Provide secondary containment with proper maintenance and usage to prevent land contamination.
- Provide proper chemical waste label for all chemical waste containers in accordance with the COP and properly maintain the chemical waste storage area.
- Remove the rubbish regularly to prevent accumulation.
- Provide sufficient rubbish bin or waste skip at the site.
- Provide proper label to the waste skips to avoid confusion and mixing up of different wastes.

APPENDIX A

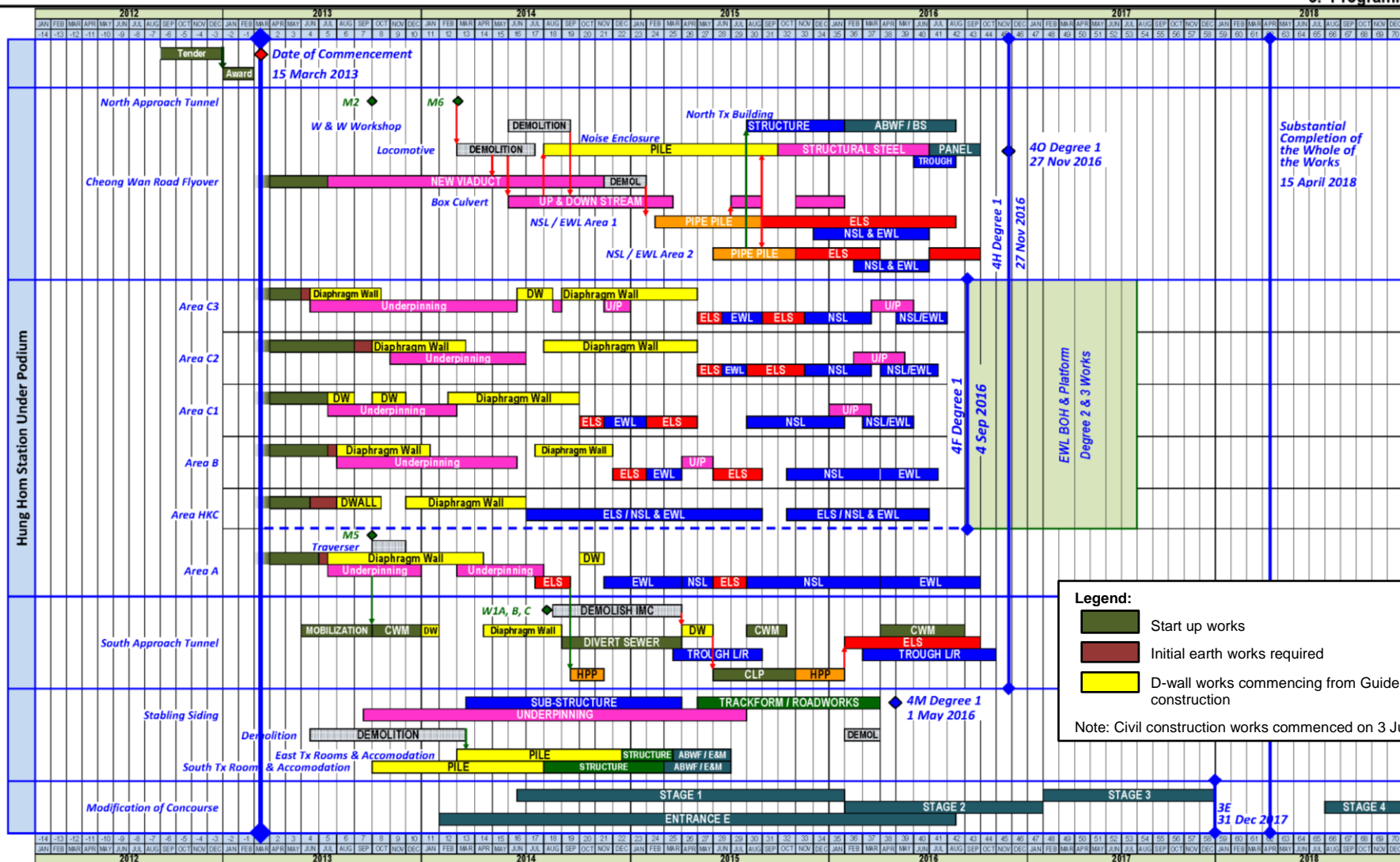
Project Works Boundary



APPENDIX B

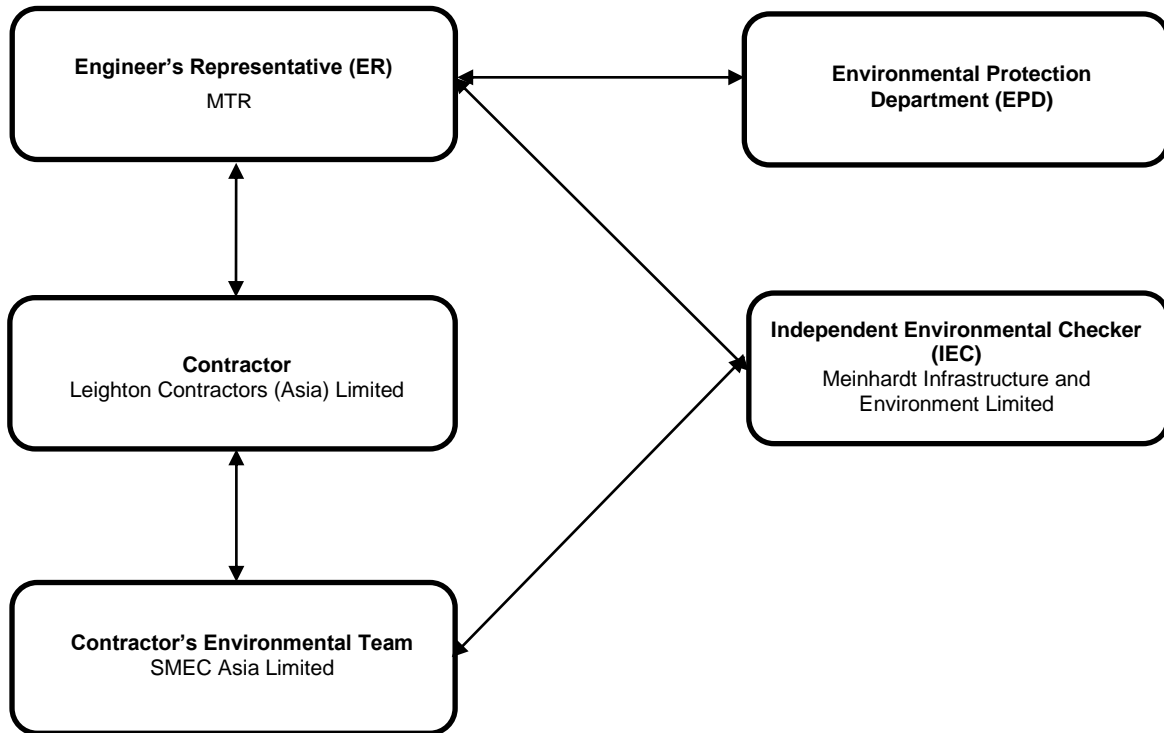
Construction Programme

3. Programme



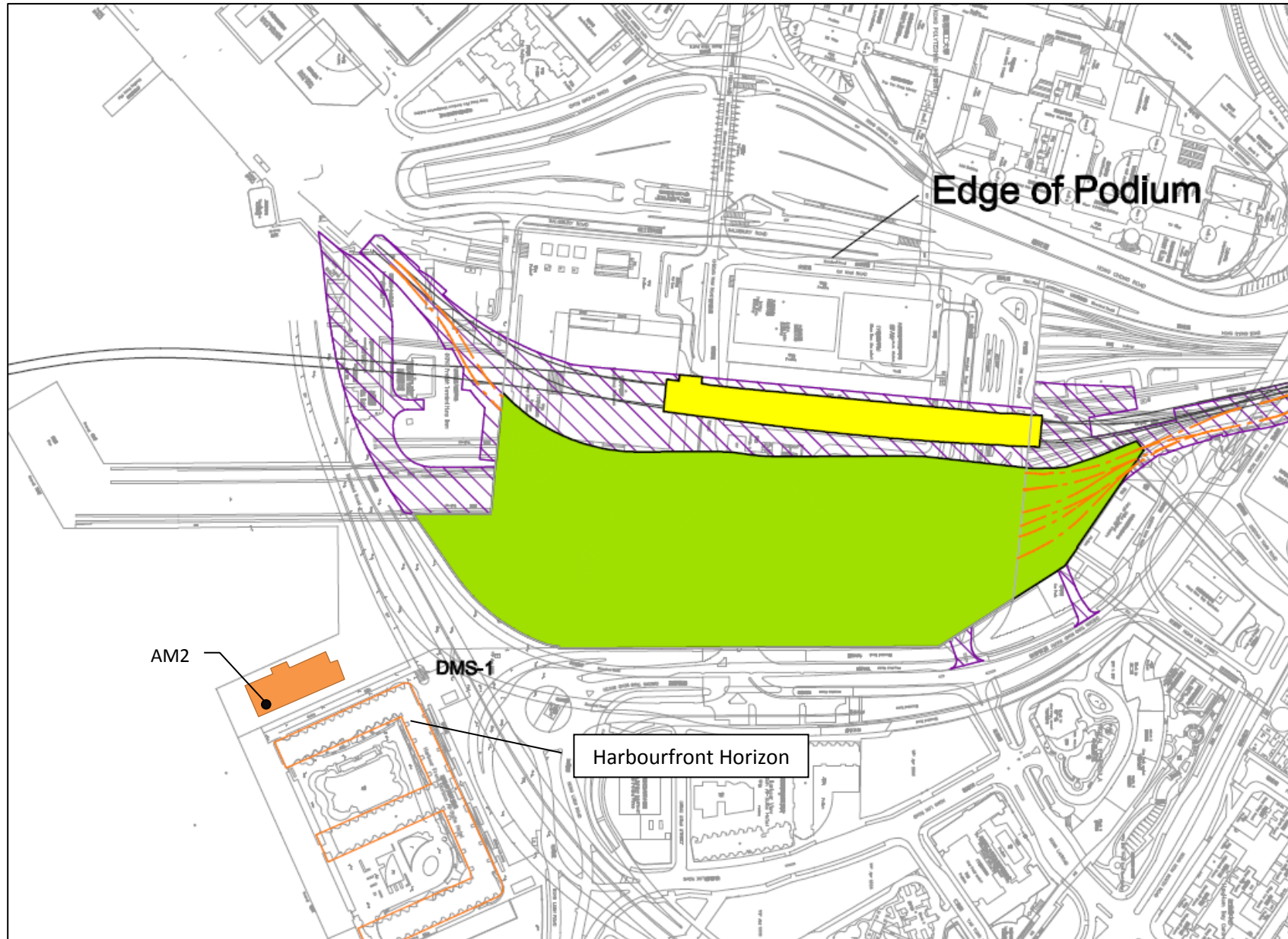
APPENDIX C

Project Organisation for Environmental Works



APPENDIX D

Location of Air Quality Monitoring Station



APPENDIX E

Calibration Certificates for Monitoring Equipment

TSP Sampler Calibration

SITE

Location: **Hung Hom** Calibration Date: **February 12, 2016**
 Sampler: **Hunghom MTR TSP** Next Calibration Date: **April 12, 2016**
 Serial No **694-0665** Tech: **Sam Wong**

CONDITIONS

Barometric Pressure (in Hg):	39.90	Corrected Pressure (mm Hg):	1013
Temperature (deg F):	68	Temperature (deg K):	293
Average Press. (in Hg):	39.90	Corrected Average (mm Hg):	1013
Average Temp. (deg F):	68	Average Temp. (deg K):	293

CALIBRATION ORIFICE

Make: **Tisch** Qstd Slope: **2.10265**
 Model: **TE-5025A** Qstd Intercept: **-0.00335**
 Serial#: **1941** Date Certified: **March 24, 2015**

CALIBRATIONS

Plate or Test #	H2O (in)	Qstd (m3/min)	I (chart)	IC (corrected)	LINEAR REGRESSION
1	12.00	1.920	58.0	67.55	Slope = 34.6251 Intercept = 1.7024 Corr. coeff.= 0.9992 # of Observations: 5
2	10.00	1.753	54.0	62.89	
3	7.80	1.548	48.0	55.90	
4	5.00	1.240	38.0	44.25	
5	3.00	0.961	30.0	34.94	

Calculations

$$Qstd = 1/m[\text{Sqrt}(H2O(Pa/Pstd)(Tstd/Ta))-b]$$

$$IC = I[\text{Sqrt}(Pa/Pstd)(Tstd/Ta)]$$

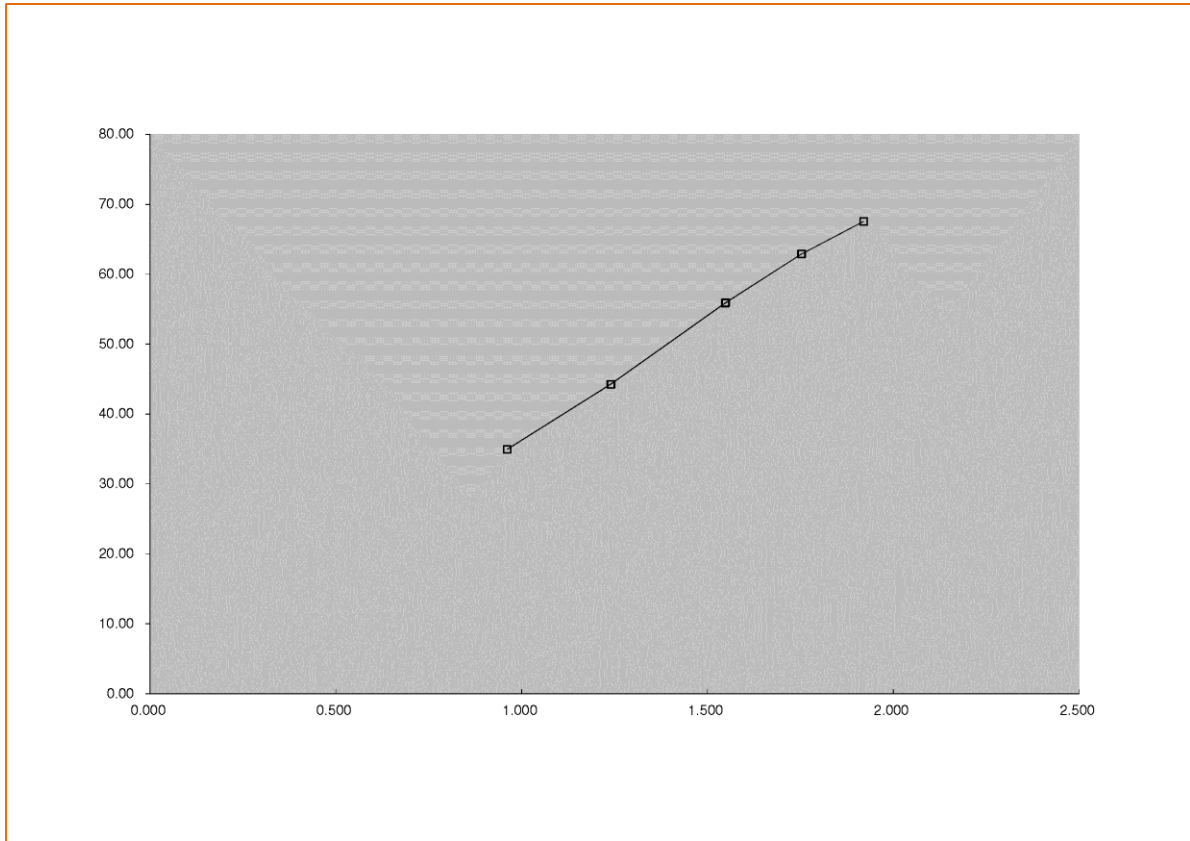
Qstd = standard flow rate
 IC = corrected chart response
 I = actual chart response
 m = calibrator Qstd slope
 b = calibrator Qstd intercept
 Ta = actual temperature during calibration (deg K)
 Pa = actual pressure during calibration (mm Hg)
 Tstd = 298 deg K
 Pstd = 760 mm Hg
 For subsequent calculation of sampler flow:
 $1/m((I) [\text{Sqrt}(298/Tav)(Pav/760)]-b)$

m = sampler slope
 b = sampler intercept
 I = chart response
 Tav = daily average temperature
 Pav = daily average pressure

Reviewer: Sam Wong

Signature: 

Date: February 12, 2016





TISCH ENVIRONMENTAL, INC.
 145 SOUTH MIAMI AVE
 VILLAGE OF CLEVELAND, OH
 45002
 513.467.9000
 877.263.7610 TOLL FREE
 513.467.9009 FAX

ORIFICE TRANSFER STANDARD CERTIFICATION WORKSHEET TE-5025A

Date - Mar 24, 2015 Rootmeter S/N 0438320 Ta (K) - 292
 Operator Tisch Orifice I.D. - 1941 Pa (mm) - 756.92

PLATE OR Run #	VOLUME START (m3)	VOLUME STOP (m3)	DIFF VOLUME (m3)	DIFF TIME (min)	METER	ORFICE
					DIFF Hg (mm)	DIFF H2O (in.)
1	NA	NA	1.00	1.4880	3.2	2.00
2	NA	NA	1.00	1.0510	6.4	4.00
3	NA	NA	1.00	0.9360	7.9	5.00
4	NA	NA	1.00	0.8920	8.8	5.50
5	NA	NA	1.00	0.7360	12.7	8.00

DATA TABULATION

Vstd	(x axis) Qstd	(y axis)	Va	(x axis) Qa	(y axis)
1.0121	0.6802	1.4258	0.9958	0.6692	0.8784
1.0078	0.9589	2.0163	0.9916	0.9434	1.2422
1.0057	1.0745	2.2543	0.9895	1.0571	1.3888
1.0046	1.1262	2.3644	0.9884	1.1080	1.4566
0.9993	1.3578	2.8515	0.9832	1.3358	1.7568
Qstd slope (m) = 2.10265			Qa slope (m) = 1.31664		
intercept (b) = -0.00335			intercept (b) = -0.00206		
coefficient (r) = 0.99999			coefficient (r) = 0.99999		
y axis = SQRT [H2O (Pa/760) (298/Ta)]			y axis = SQRT [H2O (Ta/Pa)]		

CALCULATIONS

$$Vstd = \text{Diff. Vol} [(Pa - \text{Diff. Hg}) / 760] (298 / Ta)$$

$$Qstd = Vstd / \text{Time}$$

$$Va = \text{Diff Vol} [(Pa - \text{Diff Hg}) / Pa]$$

$$Qa = Va / \text{Time}$$

For subsequent flow rate calculations:

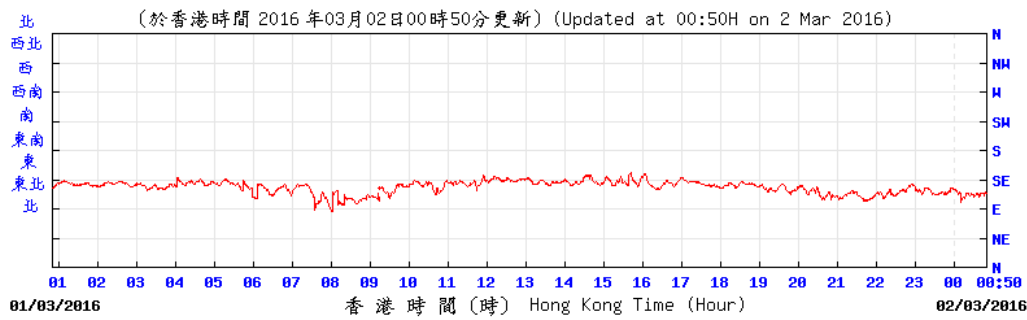
$$Qstd = 1/m \{ [\text{SQRT} (H2O (Pa/760) (298/Ta))] - b \}$$

$$Qa = 1/m \{ [\text{SQRT} H2O (Ta/Pa)] - b \}$$

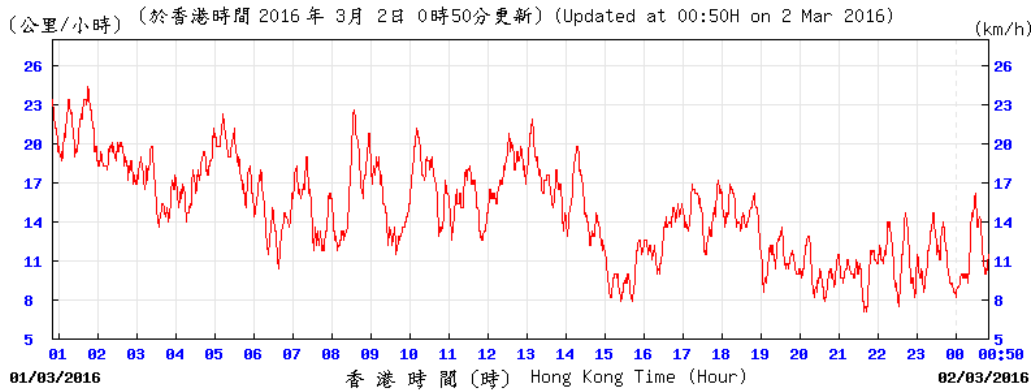
Appendix F

Wind Data

1 March 2016

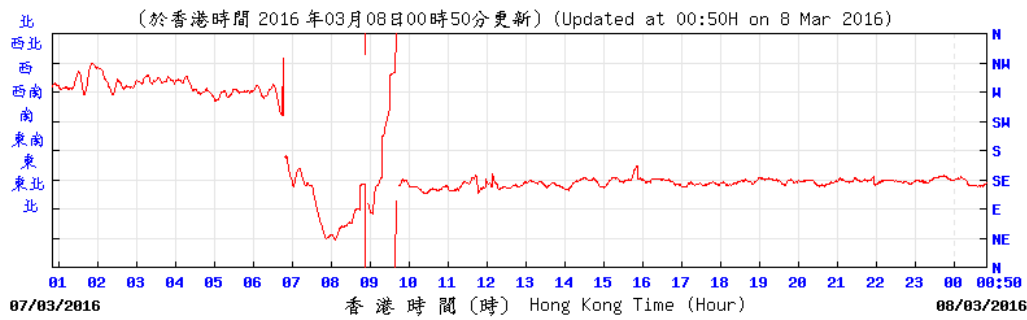


KPC © 香港天文台 Hong Kong Observatory

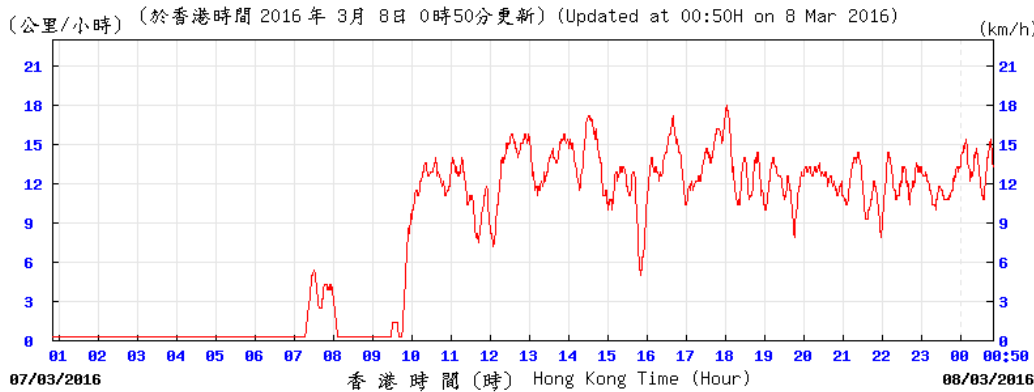


KPC © 香港天文台 Hong Kong Observatory

7 March 2016

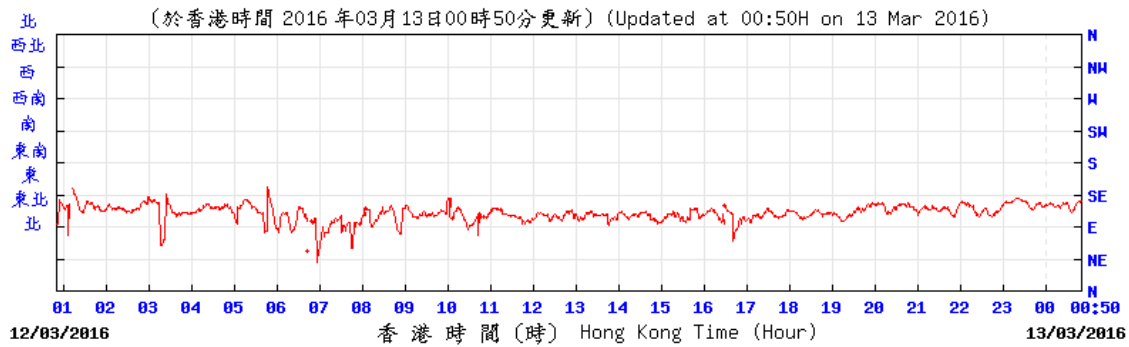


KPC © 香港天文台 Hong Kong Observatory

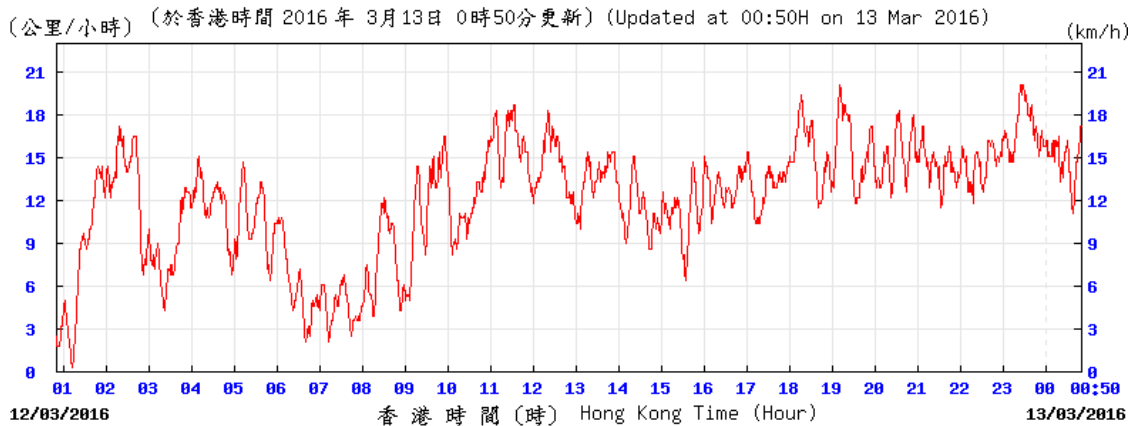


KPC © 香港天文台 Hong Kong Observatory

12 March 2016

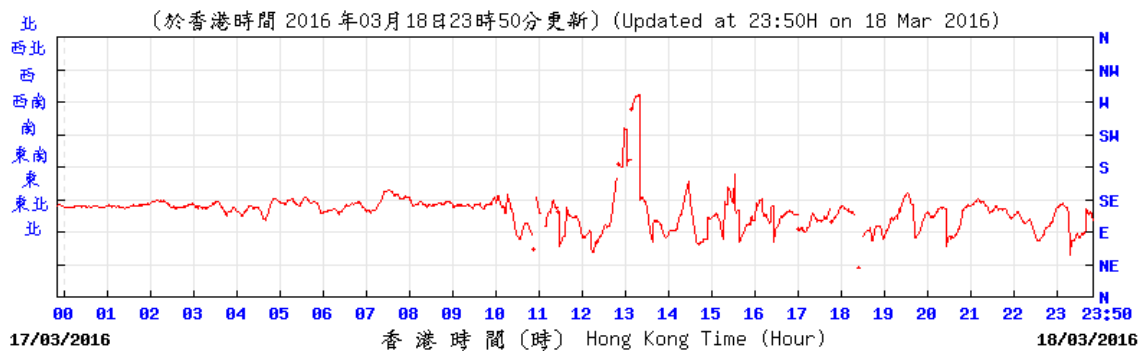


KPC © 香港天文台 Hong Kong Observatory

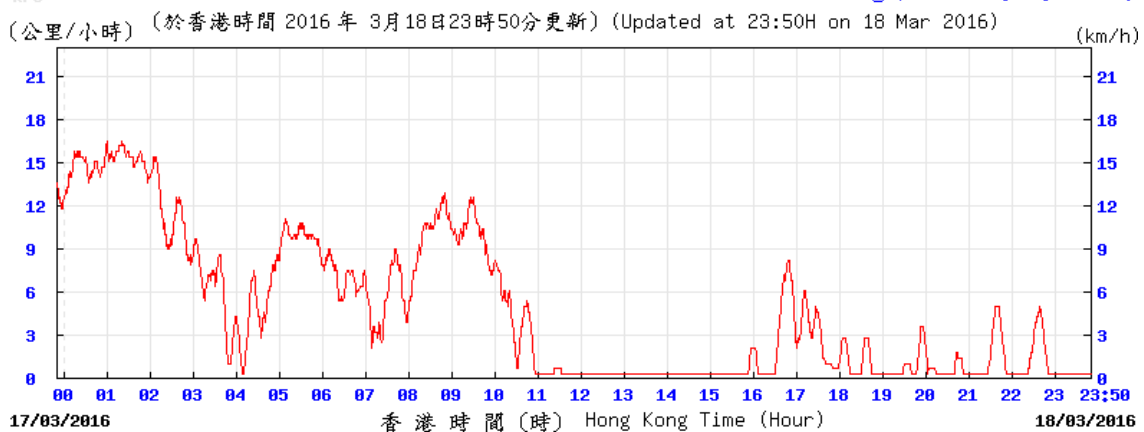


KPC © 香港天文台 Hong Kong Observatory

18 March 2016

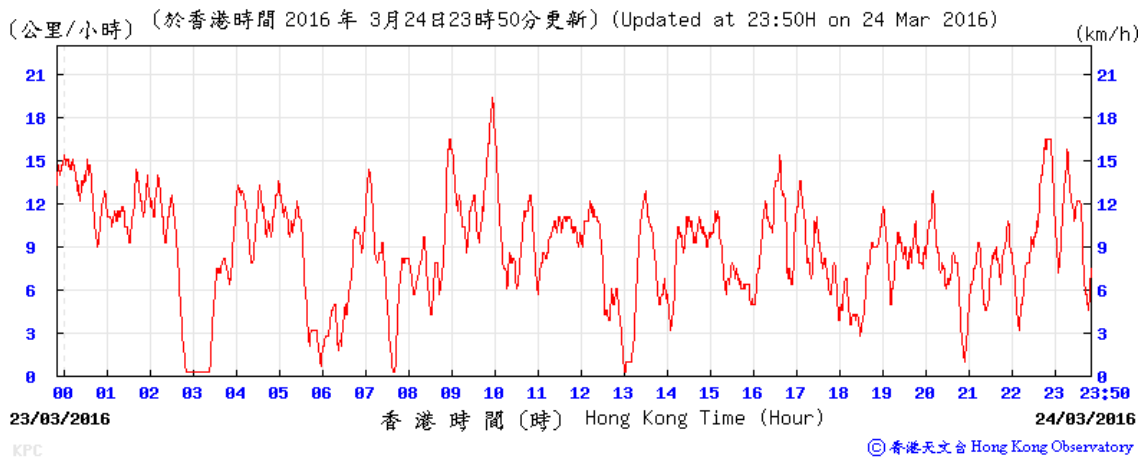
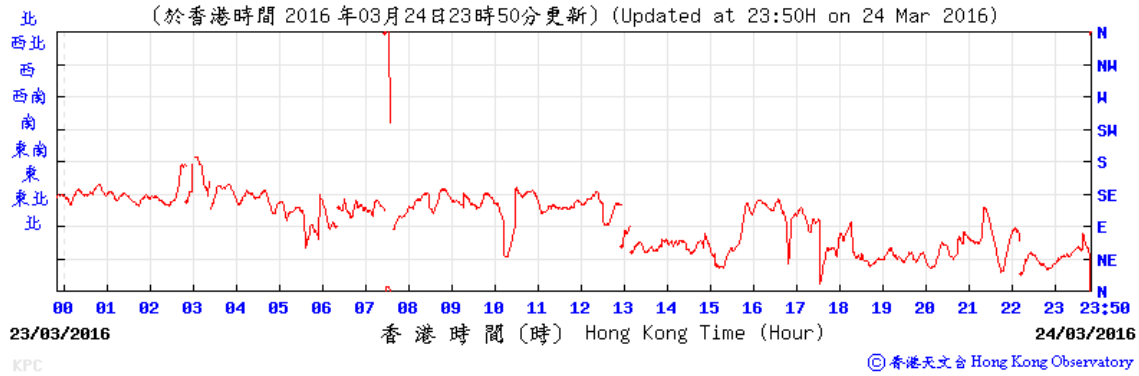


KPC © 香港天文台 Hong Kong Observatory

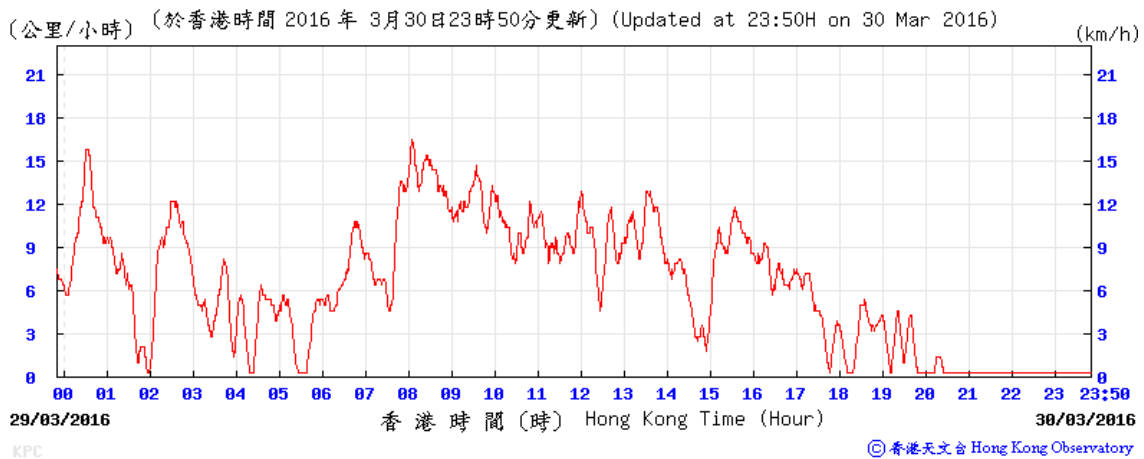
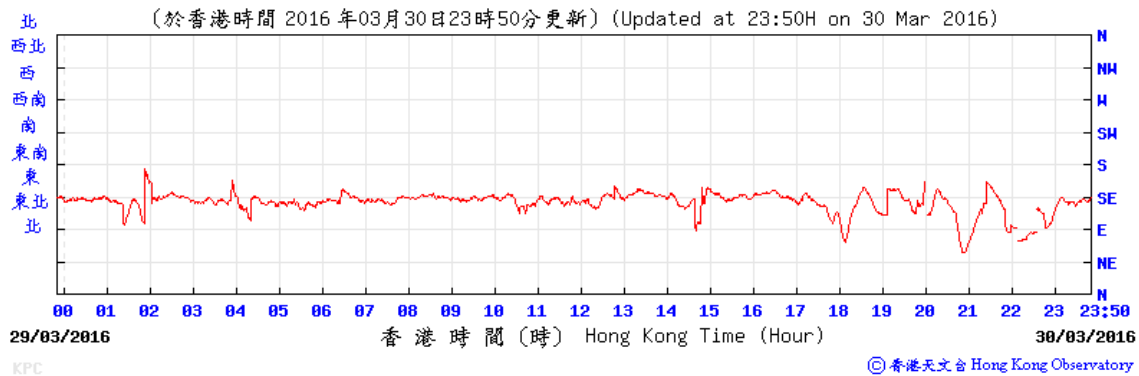


KPC © 香港天文台 Hong Kong Observatory

24 March 2016



30 March 2016



Appendix G

Environmental Monitoring Programme

Environmental Monitoring Schedule for SCL1112 in March 2016

Sunday	Monday	Tuesday	Wednesday	Thursday	Friday	Saturday
		1	2	3	4	5
		24 hr TSP				
6	7	8	9	10	11	12
	24 hr TSP					24 hr TSP
13	14	15	16	17	18	19
					24 hr TSP	
20	21	22	23	24	25	26
				24 hr TSP		
27	28	29	30	31		
			24 hr TSP			

Environmental Monitoring Schedule for SCL1112 in April 2016

Sunday	Monday	Tuesday	Wednesday	Thursday	Friday	Saturday
					1	2
3	4	5	6	7	8	9
		24 hr TSP				
10	11	12	13	14	15	16
	24 hr TSP					24 hr TSP
17	18	19	20	21	22	23
					24 hr TSP	
24	25	26	27	28	29	30
				24 hr TSP		

APPENDIX H

Implementation Schedule of Environmental Mitigation Measures

EIA Ref.	Recommended mitigation measures for Works Contract 1112	Objectives of the recommended measures & main concerns to address	Who to implement the measures?	Location of the measures	When to implement the measures?	What requirements or standards for measures to achieve?	Status
	practicable. Tree transplanting proposal including final location for transplanted trees will be submitted separately to seek relevant government department's approval, in accordance with ETWB TCW No 3/2006.						
Air Quality (Construction Phase)							
N.A.	Emission from Vehicles and Plants: <ul style="list-style-type: none"> All vehicles shall be shut down in intermittent use. Only well-maintained plant should be operated on-site and plant should be serviced regularly to avoid emission of black smoke. All diesel fuelled construction plant within the works areas shall be powered by ultra-low sulphur diesel fuel (ULSD). 	Reduce air pollution emission from construction vehicles and plants	Contractor	All constructions sites	Construction stage	Air Pollution Control Ordinance (APCO)	^ * ^
Construction Dust Impact							
S7.6.5 of Ref. 1; S7.6.6 of Ref. 3	The contractor will follow the procedures and requirements given in the Air Pollution Control (Construction Dust) Regulation.	Minimise dust impact at the nearby sensitive receivers	Contractor	All construction sites	Construction stage	APCO To control the dust impact to meet HKAQO and EIAO-TM criteria	^
S5.20, S5.21, S5.50 and Table 5.4 of Ref. 2	Barging Facility: <ul style="list-style-type: none"> Unloading of spoils to barge – the unloading process should be undertaken within a 3-sided screen with top tipping hall. Water spraying and flexible dust curtains should be provided at the discharge point for dust suppression. Transportation of the spoil from the construction sites to the Barging Point – watering once along all paved haul roads to reduce dust emission by 91.7%. This dust suppression efficiency is derived based on the average haul road traffic, average evaporation rate and an assumed application intensity of 1.7 L/m² once every working hour. Any potential dust impact and watering mitigation would be subject to the actual site condition. For example, a construction activity that produces inherently wet conditions or in cases under rainy weather, the above water application intensity may not be unreservedly applied. While the above watering frequency is to be followed, the extent of watering may vary depending on actual site conditions but should be sufficient to maintain an equivalent intensity of no less than 1.7L/m² to achieve the removal efficiency. The dust levels would be monitored and managed under an EM&A programme as specified in the 	To minimize the construction dust impacts to the nearby sensitive receivers	Contractor	Barging point at Hung Hom Freight Pier	Construction stage	APCO	^ ^

EIA Ref.	Recommended mitigation measures for Works Contract 1112	Objectives of the recommended measures & main concerns to address	Who to implement the measures?	Location of the measures	When to implement the measures?	What requirements or standards for measures to achieve?	Status
	EM&A Manual. <ul style="list-style-type: none"> Vehicles leaving the barging facilities – vehicles would be required to pass through the wheel washing facilities to be provided at site exit. 						^
S7.6.5 of Ref. 1; S5.50 of Ref. 2; S7.6.6 of Ref. 3	Mitigation measures in form of regular watering under a good site practice will be adopted. Watering once per hour on exposed worksites and haul road will be conducted to achieve dust removal efficiencies of 91.7%. While the above watering frequencies are to be followed, the extent of watering may vary depending on actual site conditions but will be sufficient to maintain an equivalent intensity of no less than 1.8 L/m ² to achieve the dust removal efficiency.	Minimise dust impact at the nearby sensitive receivers	Contractor	Active works areas, exposed areas and paved haul roads	Construction stage	APCO To control the dust impact to meet HKAQO and EIAO-TM criteria	^
S7.6.5 of Ref. 1; S5.51 of Ref. 2; S7.6.6 of Ref. 3	<ul style="list-style-type: none"> Any excavated or stockpile of dusty material will be covered entirely by impervious sheeting or sprayed with water to maintain the entire surface wet and then removed or backfilled or reinstated where practicable within 24 hours of the excavation or unloading. Any dusty materials remaining after a stockpile is removed will be wetted and cleared from the surface of roads. A stockpile of dusty material will not be extend beyond the pedestrian barriers, fencing or traffic cones. The load of dusty materials on a vehicle leaving a construction site will be covered entirely by impervious sheeting to ensure that the dusty materials do not leak from the vehicle. Where practicable, vehicle washing facilities with high pressure water jet will be provided at every discernible or designated vehicle exit point. The area where vehicle washing takes place and the road section between the washing facilities and the exit point will be paved with concrete, bituminous materials or hardcore. When there are open excavation and reinstatement works, hoarding of not less than 2.4m high will be provided and properly maintained as far as practicable along the site boundary with provision for public crossing; Good site practice will also be adopted by the contractor to ensure the conditions of the hoardings are properly maintained in construction period. The portion of any road leading only to construction site that is within 30m of a vehicle entrance or exit will be kept clear of dusty materials. Surfaces where any pneumatic or power-driven drilling, 	Minimise dust impact at the nearby sensitive receivers	Contractor	All construction sites	Construction stage	APCO Air Pollution Control (Construction Dust) Regulation To control the dust impact to meet HKAQO and EIAO-TM criteria	# ^ ^ ^ ^ ^ ^

EIA Ref.	Recommended mitigation measures for Works Contract 1112	Objectives of the recommended measures & main concerns to address	Who to implement the measures?	Location of the measures	When to implement the measures?	What requirements or standards for measures to achieve?	Status
	<p>cutting, polishing or other mechanical breaking operation takes place will be sprayed with water or a dust suppression chemical continuously.</p> <ul style="list-style-type: none"> • Any area that involves demolition activities will be sprayed with water or a dust suppression chemical immediately prior to, during and immediately after the activities so as to maintain the entire surface wet. • Where scaffolding is erected around the perimeter of a building under construction, effective dust screens, sheeting or netting will be provided to enclose the scaffolding from the ground floor level of the building, or a canopy will be provided from the first floor level up to the highest level of the scaffolding. • Any skip hoist for material transport will be totally enclosed by impervious sheeting. • Every stock of more than 20 bags of cement or dry pulverised fuel ash (PFA) will be covered entirely by impervious sheeting or placed in an area sheltered on the top and the 3 sides. • Cement or dry PFA delivered in bulk will be stored in a closed silo fitted with an audible high level alarm which is interlocked with the material filling line and no overfilling is allowed. • Loading, unloading, transfer, handling or storage of bulk cement or dry PFA will be carried out in a totally enclosed system or facility, and any vent or exhaust will be fitted with an effective fabric filter or equivalent air pollution control system. • Exposed earth will be properly treated by compaction, turfing, hydroseeding, vegetation planting or sealing with latex, vinyl, bitumen, shotcrete or other suitable surface stabiliser within six months after the last construction activity on the construction site or part of the construction site where the exposed earth lies. 						<p>^</p> <p>^</p> <p>N/A</p> <p>^</p> <p>^</p> <p>^</p> <p>^</p> <p>^</p>
S7.6.5 of Ref. 1; S5.57 of Ref. 2; S7.6.6 of Ref. 3	Implement regular dust monitoring under EM&A programme during the construction stage.	Monitoring of dust impact	Contractor	Harbourfront Horizon	Construction stage	EIAO-TM APCO	^

EIA Ref.	Recommended mitigation measures for Works Contract 1112	Objectives of the recommended measures & main concerns to address	Who to implement the measures?	Location of the measures	When to implement the measures?	What requirements or standards for measures to achieve?	Status
Construction Airborne Noise							
S8.3.6 of Ref. 1; S6.61 of Ref. 2; S8.5.6 of Ref. 3	Implement the following good site practices: <ul style="list-style-type: none"> Only well-maintained plant will be operated on-site and plant will be serviced regularly during the construction programme. Machines and plant (such as trucks, cranes) that may be in intermittent use will be shut down between work periods or will be throttled down to a minimum. Plant known to emit noise strongly in one direction, where possible, be orientated so that the noise is directed away from nearby NSRs. Silencers or mufflers on construction equipment will be properly fitted and maintained during the construction works. Mobile plant will be sited as far away from NSRs as possible and practicable. Material stockpiles, mobile container site office and other structures will be effectively utilised, where practicable, to screen noise from onsite construction activities. 	Control construction airborne noise	Contractor	All construction sites where practicable	Construction stage	Annex 5, EIAO-TM	^ ^ ^ ^ ^ ^
S8.3.6 of Ref. 1; S6.68 of Ref. 2; S8.5.6 of Ref. 3	Install temporary hoarding located on the site boundaries between noisy construction activities and NSRs. The conditions of the hoardings will be properly maintained throughout the construction period.	Reduce the construction noise levels at low-level zone of NSRs through partial screening.	Contractor	All construction sites where practicable	Construction stage	Annex 5, EIAO-TM	^
S8.3.6 of Ref. 1; S6.64 – 6.67 and Table 6.20 of Ref. 2; S8.5.6 of Ref. 3	Install movable noise barriers (typical design is wooden framed barrier with a small-cantilevered on a skid footing with 25mm thick internal sound absorptive lining), acoustic mat or full enclosure, screen the noisy plants including air compressor, generators and saw.	Screen the noisy plant items to be used at all construction sites	Contractor	All construction sites where practicable	Construction stage	Annex 5, EIAO-TM	^
S8.3.6 of Ref. 1; S6.62 – 6.63 and Table 6.19 of Ref. 2; S8.5.6 of Ref. 3	The following quiet PME should be used: <ul style="list-style-type: none"> Asphalt Paver (SWL=101dB(A)) Backhoe (SWL=106dB(A)) Backhoe with Hydraulic Breaker (SWL=110dB(A)) Concrete lorry mixer (SWL=96dB(A)) Concrete mixer truck (SWL=96dB(A)) Concrete Pump (SWL=106dB(A)) Concrete Pump Truck (SWL=106dB(A)) Crane, mobile (SWL=94dB(A)) Crawler Crane (SWL=102dB(A)) 	Reduce the noise levels of plant items	Contractor	All construction sites where practicable	Construction stage	Annex 5, EIAO-TM	^

EIA Ref.	Recommended mitigation measures for Works Contract 1112	Objectives of the recommended measures & main concerns to address	Who to implement the measures?	Location of the measures	When to implement the measures?	What requirements or standards for measures to achieve?	Status
	<ul style="list-style-type: none"> • Drill, hand-held (SWL=98dB(A)) • Dump truck (SWL=104dB(A)) • Excavator (SWL=106dB(A)) • Flat Bed Lorry (SWL=102dB(A)) • Generator (SWL=95dB(A)) • Giken Piler and Power-pack (SWL=94dB(A)) • Hydraulic breaker (SWL=110dB(A)) • Hydraulic excavator (SWL=106dB(A)) • Lorry (SWL=102dB(A)) • Lorry with crane/ grab (SWL=94dB(A)) • Mini Piling Rig (SWL=112dB(A)) • Piling Rig (SWL=112dB(A)) • Poker, vibrator, hand-held (SWL=98dB(A)) • Road Roller (SWL=101dB(A)) • Rock Drill (SWL = 108dB(A)) • Roller (SWL = 101dB(A)) • Truck (SWL=103dB(A)) • Vibratory Hammer (SWL=118dB(A)) 						
S8.3.6 of Ref. 1; S8.5.6 of Ref. 3	Sequencing operation of construction plants where practicable.	Operate sequentially within the same work site to reduce the construction airborne noise	Contractor	All construction sites where practicable	Construction stage	Annex 5, EIAO-TM	^
S8.3.6 of Ref. 1; S8.5.6 of Ref. 3	Implement noise monitoring under EM&A programme.	Monitoring of construction noise impact	Contractor	Wing Fung Building	Construction stage as required by IEC	TM-EIA	^

EIA Ref.	Recommended mitigation measures for Works Contract 1112	Objectives of the recommended measures & main concerns to address	Who to implement the measures?	Location of the measures	When to implement the measures?	What requirements or standards for measures to achieve?	Status
	<p>vegetated areas.</p> <ul style="list-style-type: none"> Measures will be taken to minimise the ingress of site drainage into excavations. If the excavation of trenches in wet periods is necessary, they will be dug and backfilled in short sections wherever practicable. Water pumped out from trenches or foundation excavations will be discharged into storm drains via silt removal facilities. Open stockpiles of construction materials (for example, aggregates, sand and fill material) of more than 50m³ will be covered with tarpaulin or similar fabric during rainstorms. Measures will be taken to prevent the washing away of construction materials, soil, silt or debris into any drainage system. Manholes (including newly constructed ones) will always be adequately covered and temporarily sealed so as to prevent silt, construction materials or debris being washed into the drainage system and storm runoff being directed into foul sewers. Precautions be taken at any time of year when rainstorms are likely, actions to be taken when a rainstorm is imminent or forecasted, and actions to be taken during or after rainstorms are summarised in Appendix A2 of ProPECC PN 1/94. Particular attention will be paid to the control of silty surface runoff during storms, especially areas near steep slopes. All vehicles and plant will be cleaned before leaving a construction site to ensure no earth, mud, debris and the like is deposited by them on roads. An adequately designed and sited wheel washing facilities will be provided at every construction site exit where practicable. Wash-water will have sand and silt settled out and removed at least on a weekly basis to ensure the continued efficiency of the process. The section of access road leading to, and exiting from, the wheel-wash bay to the public road will be paved with sufficient backfall toward the wheel-wash bay to prevent vehicle tracking of soil and silty water to public roads and drains. Oil interceptors will be provided in the drainage system downstream of any oil/fuel pollution sources. The oil interceptors will be emptied and cleaned regularly to prevent the release of oil and grease into the storm water drainage system after accidental spillage. A bypass will be provided for 						<p>*</p> <p>^</p> <p>#</p> <p>#</p> <p>^</p> <p>#</p> <p>^</p>

EIA Ref.	Recommended mitigation measures for Works Contract 1112	Objectives of the recommended measures & main concerns to address	Who to implement the measures?	Location of the measures	When to implement the measures?	What requirements or standards for measures to achieve?	Status
	<p>the oil interceptors to prevent flushing during heavy rain.</p> <ul style="list-style-type: none"> Construction solid waste, debris and rubbish on site will be collected, handled and disposed of properly to avoid water quality impacts. All fuel tanks and storage areas will be provided with locks and sited on sealed areas, within bunds of a capacity equal to 110% of the storage capacity of the largest tank to prevent spilled fuel oils from reaching water sensitive receivers nearby. All the earth works involving will be conducted sequentially to limit the amount of construction runoff generated from exposed areas during the wet season (April to September) as far as practicable. Adopt Best Management Practices. 						<p>^</p> <p>^</p> <p>^</p> <p>^</p>
S10.7.1 of Ref. 1; S10.7.1 of Ref. 3	<p><u>Tunnelling works</u></p> <ul style="list-style-type: none"> Cut-and-cover/ open-cut tunnelling work will be conducted sequentially to limit the amount of construction runoff generated from exposed areas during the wet season (April to September) as far as practicable. Uncontaminated discharge will pass through sedimentation tanks prior to off-site discharge. The wastewater with a high concentration of SS will be treated (eg, by sedimentation tanks with sufficient retention time) before discharge. Oil interceptors would also be required to remove the oil, lubricants and grease from the wastewater. Direct discharge of the bentonite slurry (as a result of D-wall and bored tunnelling construction) is not allowed. It will be reconditioned and reused wherever practicable. Temporary storage locations (typically a properly closed warehouse) will be provided on site for any unused bentonite that needs to be transported away after all the related construction activities are completed. The requirements in ProPECC PN 1/94 will be adhered to in the handling and disposal of bentonite slurries. 	To minimize construction water quality impact from tunnelling works	Contractor	All tunnelling portion	Construction stage	WPCO ProPECC PN1/94 EIAO-TM TM-Water	<p>^</p> <p>^</p> <p>^</p> <p>^</p>

EIA Ref.	Recommended mitigation measures for Works Contract 1112	Objectives of the recommended measures & main concerns to address	Who to implement the measures?	Location of the measures	When to implement the measures?	What requirements or standards for measures to achieve?	Status
S8.68 of Ref. 2; S10.7.1 of Ref. 1	<p><u>Operation of Barging Facilities</u> The following good practice shall apply for the barging facilities operations:</p> <ul style="list-style-type: none"> All barges should be fitted with tight bottom seals to prevent leakage of materials during transport; Barges or hoppers should not be filled to a level that will cause overflow of materials or polluted water during loading or transportation; All vessels should be sized so that adequate clearance is maintained between vessels and the seabed in all tide conditions, to ensure that undue turbidity is not generated by turbulence from vessel movement or propeller wash; and Loading of barges and hoppers should be controlled to prevent splashing of material into the surrounding water. Mitigation measures as outlined for control of <i>construction runoff and site drainage</i> provide above should be applied to minimise water quality impacts from site runoff and open stockpile spoils at the proposed barging facilities where appropriate. 	To minimize water quality impact from operation of barging facility	Contractor	All barging facilities	Construction stage	WPCO TM-EIA	^ ^ ^ ^ ^
S8.51 – 8.52 of Ref. 2	<p><u>Bentonite Slurries:</u></p> <ul style="list-style-type: none"> Bentonite slurries used in diaphragm wall construction should be reconditioned and used again wherever practicable. If the disposal of a certain residual quantity cannot be avoided, the used slurry should either be dewatered or mixed with inert fill material for disposal to a public filling area. If the used bentonite slurry is intended to be disposed of through the public drainage system, it should be treated to the respective effluent standards applicable to foul sewer, storm drains or the receiving waters as set out in the TM-DSS. 	To minimize water quality impact from bentonite slurries	Contractor	All works area	Construction stage	WPCO TM-EIA	^ ^
S8.53 – 8.54 of Ref. 2	<p><u>Wastewater from Building Construction:</u></p> <ul style="list-style-type: none"> Before commencing any demolition works, all sewer and drainage connections should be sealed to prevent building debris, soil, sand etc. from entering public sewers/drains Wastewater generated from building construction activities including concreting, plastering, internal decoration, cleaning of works and similar activities should not be discharged into the stormwater drainage system. If the wastewater is to be discharged into foul sewers, it should undergo the removal of settleable solids in a silt removal facility, and pH adjustment as washing and general cleaning etc., can minimise water 	To minimize water quality impact from building construction	Contractor	All construction sites where practicable	Construction stage	WPCO EIAO-TM	^ N/A

EIA Ref.	Recommended mitigation measures for Works Contract 1112	Objectives of the recommended measures & main concerns to address	Who to implement the measures?	Location of the measures	When to implement the measures?	What requirements or standards for measures to achieve?	Status
	consumption and reduce the effluent discharge volume. If monitoring of the treated effluent quality from the works areas is required during the construction phase of the Project, the monitoring should be carried out in accordance with the relevant WPCO licence which is under the ambit of regional office of EPD.						
S8.62 of Ref. 2	<p><u>Excavation Activities:</u></p> <ul style="list-style-type: none"> The construction programme should be properly planned to minimise soil excavation, if any, in rainy seasons. This prevents soil erosion from exposed soil surfaces. Any exposed soil surfaces should also be properly protected to minimise the potential for dust emission, increased siltation and contamination of runoff. In areas where a large amount of exposed soils exist, earth bunds or sand bags should be provided. Exposed stockpiles should be covered with tarpaulin or impervious sheets at all times. The stockpiles of materials should be placed at locations away from water environment so as to avoid releasing materials into the water bodies. Final surfaces of earthworks should be compacted and protected by permanent work. 	To minimize water quality impact from excavation activities	Contractor	All excavation works areas	Construction stage	WPCO EIAO-TM	^
S8.63 of Ref. 2	<p><u>Diaphragm Wall</u></p> <ul style="list-style-type: none"> The mitigation measures as outlined in the ProPECC PN 1/94 Construction Site Drainage should be implemented to control site run-off and drainage as well as any site effluents generated from the works areas, and to prevent run-off and construction wastes from entering nearby water environment. Proper handling of bentonite slurries used in diaphragm wall construction should be adopted. 	To minimize water quality impact from diaphragm walling	Contractor	All diaphragm walling works areas	Construction stage	WPCO EIAO-TM	^
S8.60 – 8.61 of Ref. 2; S10.7.1 of Ref. 3	<p><u>Sewage effluent</u></p> <p>Portable chemical toilets are recommended for handling the construction sewage generated by the workforce. A licensed contractor will be employed to provide appropriate and adequate portable toilets and be responsible for appropriate disposal and maintenance.</p>	To minimize water quality from sewage effluent	Contractor	All construction sites where practicable	Construction stage	WPCO TM-Water	^
S8.64 of Ref. 2; S10.7.1 of Ref. 3	<p><u>Groundwater seepage</u></p> <p>As some proposed works areas at Hung Hom are near Victoria Harbour, high ground water level regime due to both tidal effects and rainwater infiltration is anticipated. Appropriate measures will be deployed to minimise the intrusion of groundwater into excavation works areas. In case seepage of groundwater occurs, groundwater will be pumped out from the works areas and discharged into the storm system via silt</p>	To minimize groundwater quality impact from contaminated area	Contractor	Excavation areas where contamination is found.	Construction stage	WPCO TM-Water EIAO-TM	^

EIA Ref.	Recommended mitigation measures for Works Contract 1112	Objectives of the recommended measures & main concerns to address	Who to implement the measures?	Location of the measures	When to implement the measures?	What requirements or standards for measures to achieve?	Status
	removal facilities. Groundwater from dewatering process will also be discharged into the storm system via silt traps.						
S10.7.1 of Ref. 1; S8.57 – 8.59 of Ref. 2; S10.7.1 of Ref. 3	<p><u>Accidental spillage</u> To prevent accidental spillage of chemicals, the following is recommended:</p> <ul style="list-style-type: none"> • Proper storage and handling facilities will be provided. • All the tanks, containers, storage area will be bunded and the locations will be locked as far as possible from the sensitive watercourse and stormwater drains. • The contractor will register as a chemical waste producer if chemical wastes would be generated. Storage of chemical waste arising from the construction activities will be stored with suitable labels and warnings. • Disposal of chemical wastes will be conducted in compliance with the requirements as stated in the Waste disposal (Chemical Waste) (General) Regulation. 	To minimize water quality impact from accidental spillage	Contractor	All construction sites where practicable	Construction stage	WPCO ProPECC PN1/94 EIAO-TM TM-Water	# # ^ ^
S8.72 of Ref.2	Regular site inspections should be undertaken to inspect the construction activities and works areas	To ensure the recommended water quality mitigation measures are properly implemented	Contractor	All construction sites	Construction stage	EIAO-TM WPCO ProPECC PN 1/94 TM-DSS WDO	^

EIA Ref.	Recommended mitigation measures for Works Contract 1112	Objectives of the recommended measures & main concerns to address	Who to implement the measures?	Location of the measures	When to implement the measures?	What requirements or standards for measures to achieve?	Status
Waste Management (Construction Phase)							
S11.4.1.1 of Ref. 1; S9.80 – 9.83 of Ref. 2; S11.4.1.1 of Ref.3	<p><u>Onsite sorting of C&D material</u></p> <p>Geological assessment will be carried out by competent persons onsite during excavation to identify materials which are not suitable to use as aggregate in structural concrete (eg, volcanic rock, Aplite dyke rock, etc). Volcanic rock and Aplite dyke rock will be separated at the source sites as far as practicable and stored at designated stockpile areas preventing them from delivering to crushing facilities. The crushing plant operator will also be reminded to set up measures to prevent unsuitable rock from ended up at concrete batching plants and be turned into concrete for structural use. Details regarding control measures at source site and crushing facilities will be submitted by the Contractors for the Engineer to review and agree. In addition, site records will also be kept for the types of rock materials excavated and the traceability of delivery will be ensured with the implementation of Trip Ticket System and enforced by site supervisory staff as stipulated under DEVB TC(W) ref: 6/2010 for tracking of the correct delivery to the rock crushing facilities for processing into aggregates. Alternative disposal option for the reuse of volcanic rock and Aplite Dyke rock, etc will also be explored.</p>	Separation of unsuitable rock from ending up at concrete batching plants and be turned into concrete for structural use	Contractor	All construction sites	Construction stage	DEVB TC(W) ref. 6/2010	^
S11.5.1 of Ref.1; S9.72 – 9.74 of Ref. 2; S11.5.1 of Ref.3	<p><u>Construction and demolition material</u></p> <ul style="list-style-type: none"> Maintain temporary stockpiles and reuse excavated fill material for backfilling and reinstatement. Carry out onsite sorting. Make provisions in the Contract documents to allow and promote The use of recycled aggregates where appropriate. Adopt ‘selective demolition’ technique to demolish the existing structures and facilities with a view to recovering broken concrete effectively for recycling purpose, where possible. Implement a trip-ticket system for each works contract to ensure that the disposal of C&D materials are properly documented and verified. Implement an enhanced Waste Management Plan similar to ETWBTC (Works) ref 19/2005 – “Environmental Management on Construction Sites” to encourage on-site sorting of C&D materials and to minimize their generation during the course of construction. In addition, disposal of the C&D materials onto any sensitive locations such as agricultural lands, etc. will be avoided. The contractor will propose the final disposal sites to the Project 	Good site practice to minimise the waste generation and recycle the C&D materials as far as practicable so as to reduce the amount for final disposal	Contractor	All construction sites	Construction stage	Land (Miscellaneous Provisions) Ordinance Waste Disposal Ordinance ETWB TCW Ref 19/2005	^ # ^ ^ ^ ^ ^

EIA Ref.	Recommended mitigation measures for Works Contract 1112	Objectives of the recommended measures & main concerns to address	Who to implement the measures?	Location of the measures	When to implement the measures?	What requirements or standards for measures to achieve?	Status
	Proponent and EPD and get their approval before implementation.						
S11.5.1 of Ref.1; S9.73 of Ref. 2; S11.5.1 of Ref.3	<p><u>C&D waste</u></p> <ul style="list-style-type: none"> Standard formwork or pre-fabrication will be used as far as practicable in order to minimise the arising of C&D materials. The use of more durable formwork or plastic facing for the construction works will be considered. Use of wooden hoardings will not be used, as in other projects. Metal hoarding will be used to enhance the possibility of recycling. The purchasing of construction materials will be carefully planned in order to avoid over ordering and wastage. The contractor will recycle as much of the C&D materials as possible onsite. Public fill and C&D waste will be segregated and stored in different containers or skips to enhance reuse or recycling of materials and their proper disposal. Where practicable, concrete and masonry can be crushed and used as fill. Steel reinforcement bar can be used by scrap steel mills. Different areas of the sites will be considered for such segregation and storage. 	Good site practice to minimise the waste generation and recycle the C&D materials as far as practicable so as to reduce the amount for final disposal	Contractor	All construction sites	Construction stage	Land (Miscellaneous Provisions) Ordinance Waste Disposal Ordinance ETWB TCW Ref 19/2005	^ ^
S11.5.1 of Ref.1; S9.100-9.102 of Ref.2; S11.5.1 of Ref. 3	<p><u>General refuse</u></p> <ul style="list-style-type: none"> General refuse generated onsite will be stored in enclosed bins or compaction units separately from construction and chemical wastes. A reputable waste collector will be employed by the contractor to remove general refuse from the site, separately from construction and chemical wastes, on a daily basis to minimise odour, pest and litter impacts. Burning of refuse on construction sites is prohibited by law. Aluminium cans will be often recovered from the waste stream by individual collectors if they are segregated and made easily accessible. Separate labelled bins for their deposit will be provided if feasible. Office wastes will be reduced through the recycling of paper if volumes are large enough to warrant collection. Participation in a local collection scheme will be considered by the contractor. 	Minimize production of the general refuse and avoid odour, pest and litter impacts	Contractor	All construction sites	Construction stage	Waste Disposal Ordinance	* * ^ ^

EIA Ref.	Recommended mitigation measures for Works Contract 1112	Objectives of the recommended measures & main concerns to address	Who to implement the measures?	Location of the measures	When to implement the measures?	What requirements or standards for measures to achieve?	Status
S11.5.1 of Ref.1; S9.84 – 9.93 of Ref. 2	<p><u>Land-based sediment</u></p> <ul style="list-style-type: none"> The basic requirements and procedures for excavated sediment disposal specified under ETWB TC(W) No. 34/2002 shall be followed. The Project Proponent should agree in advance with MFC of CEDD on the site allocation. Subject to the final decision by MFC, Type 1 sediments are typically disposed to South Cheung Chau and/or East of Ninepin as open sea disposal while Type 2 sediments are disposed to East Sha Chau as confined marine disposal. Sampling and Testing Plan(s) should be prepared in accordance with ETWB TC(W) No. 34/2002. Site investigation, based on the Sediment Sampling and Testing Plan(s), should be carried out in order to confirm the disposal arrangements for the proposed excavated sediments. A Sediment Quality Report (SQR) should then be submitted to EPD for agreement prior to the tendering of the construction contract, discussing in details the site investigation, testing results as well as the delineation of each of the categories of excavated materials and the corresponding types of disposal. The excavated sediments is expected to be loaded onto the dumping trucks and transferred to the barging point where the sediments would be transported via barge to the existing designated disposal sites allocated by the MFC. The excavated sediment would be disposed of according to its determined disposal options and ETWB TC(W) No. 34/2002. Requirements of the Air Pollution Ordinance (Construction Dust) Regulation, where relevant, shall be adhered to during excavation, transportation and disposal of sediments. Stockpiling of contaminated sediments should be avoided as far as possible. If temporary stockpiling of contaminated sediments is necessary, the excavated sediment should be covered by tarpaulin and the area should be placed within earth bunds or sand bags to prevent leachate from entering the ground, nearby drains and/or surrounding water bodies. The stockpiling areas should be completely paved or covered by linings in order to avoid contamination to underlying soil or groundwater. Separate and clearly defined areas should be provided for stockpiling of contaminated and uncontaminated materials. Leachate, if any, should be collected and discharged 	To ensure the sediment is handled and disposed of in a least impacted way and in accordance to the statutory	Contractor	All construction sites	Construction stage	ETWB TC(W) NO. 34/2002 Dumping at Sea Ordinance (DASO) APCO WPCO	N/A N/A N/A N/A N/A

EIA Ref.	Recommended mitigation measures for Works Contract 1112	Objectives of the recommended measures & main concerns to address	Who to implement the measures?	Location of the measures	When to implement the measures?	What requirements or standards for measures to achieve?	Status
	<p>according to the Water Pollution Control Ordinance (WPCO).</p> <ul style="list-style-type: none"> In order to minimize the potential odour / dust emissions during excavation and transportation of the sediment, the excavated sediments should be wetted during excavation / material handling and should be properly covered when placed on trucks or barges. Loading of the excavated sediment to the barge should be controlled to avoid splashing and overflowing of the sediment slurry to the surrounding water. The barge transporting the sediments to the designated disposal sites should be equipped with tight fitting seals to prevent leakage and should not be filled to a level that would cause overflow of materials or laden water during loading or transportation. In order to minimize the exposure to contaminated materials, workers should, when necessary, wear appropriate personal protective equipments (PPE) when handling contaminated sediments. Adequate washing and cleaning facilities should also be provided on site. 						<p>N/A</p> <p>N/A</p> <p>N/A</p>
<p>S11.5.1 of Ref.1; S8.94 – 9.97 of Ref. 2; S11.5.1 of Ref. 3</p>	<p><u>Chemical waste</u></p> <ul style="list-style-type: none"> Chemical waste that is produced, as defined by Schedule 1 of the Waste Disposal (Chemical Waste) (General) Regulation, will be handled in accordance with the Code of Practice on the Packaging, Labelling and Storage of Chemical Wastes. Containers used for the storage of chemical wastes will be suitable for the substance they are holding, resistant to corrosion, maintained in a good condition, and securely closed; have a capacity of less than 450L unless the specification has been approved by the EPD; and display a label in English and Chinese in accordance with instructions prescribed in Schedule 2 of the regulation. The storage area for chemical wastes will be clearly labelled and used solely for the storage of chemical waste; be enclosed on at least 3 sides; have an impermeable floor and bunding of sufficient capacity to accommodate 110% of the volume of the largest container or 20 % of the total volume of waste stored in that area, whichever is the greatest; have adequate ventilation; be covered to prevent rainfall entering; and be arranged so that incompatible materials are adequately separated. 	<p>Control the chemical waste and ensure proper storage, handling and disposal.</p>	<p>Contractor</p>	<p>All construction sites</p>	<p>Construction stage</p>	<p>Waste Disposal (Chemical Waste) (General) Regulation</p> <p>Code of Practice on the Packaging, Labelling and Storage of Chemical Waste</p>	<p>^</p> <p>#</p> <p>^</p>

EIA Ref.	Recommended mitigation measures for Works Contract 1112	Objectives of the recommended measures & main concerns to address	Who to implement the measures?	Location of the measures	When to implement the measures?	What requirements or standards for measures to achieve?	Status
	<ul style="list-style-type: none"> Disposal of chemical waste will be via a licensed waste collector; and be to a facility licensed to receive chemical waste, such as the Chemical Waste Treatment Centre which also offers a chemical waste collection service and can supply the necessary storage containers; or be to a reuser of the waste, under approval from the EPD. 						^
S9.98 – 9.99 of Ref 2	<p><u>Asbestos wastes</u></p> <ul style="list-style-type: none"> All storage of asbestos waste should be carried out properly in a secure place isolated from other substances so as to prevent any possible release of asbestos fibres into the atmosphere and contamination of other substances. The storage area should bear warning panels to alert people of the presence of asbestos waste. Collection, transportation and disposal of asbestos waste will follow the trip-ticket system. Licensed asbestos waste collectors will be appointed to collect the asbestos waste and deliver to the designated landfill for disposal. The Project Proponent should notify to EPD in advance for disposal of asbestos waste. After processing the notification, EPD will issue specific instructions and directions for disposal. The waste producer must strictly follow these directions 	To ensure the asbestos wastes are handled and disposed of in accordance with the statutory requirements	Contractor	All construction sites	Construction stage	Code of practice on the Handling, Transportation and Disposal of Asbestos Waste	^ N/A

EIA Ref.	Recommended mitigation measures for Works Contract 1112	Objectives of the recommended measures & main concerns to address	Who to implement the measures?	Location of the measures	When to implement the measures?	What requirements or standards for measures to achieve?	Status
Land Contamination							
S10.24 – 10.34 of Ref 2	<p><u>Precautionary measures</u></p> <ul style="list-style-type: none"> Precautionary measures such as visual inspection are recommended to be undertaken during construction activities that disturb soil. The inspection process should involve a visual observation of excavated soils for discolouration and the presence of oils, together with identifying the presence of odours, which may also indicate soil and/or groundwater contamination. If soil discolouration or the presence of oil/unnatural odour is noted during visual inspection, sampling and testing should also be undertaken to verify the presence of contamination. 	To act as a general precautionary measure to screen soils for the presence of contamination during construction	Contractor	All construction sites	Construction stage	<p>“Guidance Note for Contaminated Land Assessment and Remediation”</p> <p>“Guidance Manual for Use of Risk-based Remediation Goals for Contaminated Land Management”</p>	<p>^</p> <p>^</p>
S10.35 of Ref 2	<ul style="list-style-type: none"> Potential remediation of contaminated soil If land contamination is identified, CAR and RAP detailing the proposed remediation works should be prepared. RR should then be prepared and submitted to EPD to demonstrate that the decontamination work is adequate and has been carried out in accordance with the endorsed CAR and RAP. Information such as soil treatment/disposal records (including trip tickets), confirmatory sampling results and photographs should be included in the RR. No construction work should be carried out prior to endorsement of the RR by EPD. In order to minimise environmental impacts arising from the handling of potentially contaminated materials, the following environmental precautionary measures are recommended to be utilised during the course of any required site remediation: Excavation profiles must be properly designed and executed with attention to the relevant requirements for environment, health and safety; Excavation should be carried out during dry season as far as possible to minimise contaminated runoff from contaminated soils; Supply of suitable clean backfill material is needed after excavation; If proposed remediation methods employ chemical oxidation methods as the contaminant mass reduction technology, chemicals will be securely and separately stored away from 	To remediate contaminated soil	Contractor	All construction sites	Construction stage	<p>“Guidance Notes for Investigation and Remediation of Contaminated Sites of Petrol Filling Stations, Boatyards and Car Repair /Dismantling Workshop”</p>	<p>N/A</p> <p>N/A</p> <p>N/A</p> <p>N/A</p> <p>N/A</p> <p>N/A</p>

EIA Ref.	Recommended mitigation measures for Works Contract 1112	Objectives of the recommended measures & main concerns to address	Who to implement the measures?	Location of the measures	When to implement the measures?	What requirements or standards for measures to achieve?	Status
	<p>sources of ignition or oxidisable items. Handling will be undertaken by personnel with appropriate training and Personal Protective Equipment</p> <ul style="list-style-type: none"> • Vehicles containing any excavated materials should be suitably covered to limit potential dust emissions or contaminated wastewater run-off, and truck bodies and tailgates should be sealed to prevent any discharge during transport or during wet conditions; • Speed control for the trucks carrying coVehicle wheel and body washing facilities at the site's exit points should be established and used; and contaminated materials should be enforced; • Pollution control measures for air emissions e.g. from biopile blower, noise emissions e.g. from blower, and water discharges e.g. runoff control should be implemented and complied with relevant regulations and guidelines. 						N/A
							N/A
							N/A
							N/A
S10.36 of Ref 2	<p>The Occupation Safety and Health Ordinance (OSHO) (Chapter 509) and its subsidiary Regulations should be followed by all site personnel working on the site at all times. In addition, the following basic health and safety measures should be implemented as far as possible:</p> <p>Set up a list of safety measures for site workers.</p> <p>Provide written information and training on safety for site workers.</p> <p>Keep a log-book and plan showing the contaminated zones and clean zones.</p> <p>Maintain a hygienic working environment.</p> <p>Avoid dust generation.</p> <p>Provide face and respiratory protection gear to site workers.</p> <p>Provide personal protective clothing (e.g. chemical resistant jackboot, liquid tight gloves) to site workers.</p> <p>Provide first aid training and materials to site workers.</p>	To minimise the potentially adverse effects on health and safety of construction workers during the course of site remediation.	Contractor	All construction sites	Site remediation and prior to construction phase	<p>"Guidance Note for Contaminated Land Assessment and Remediation"</p> <p>"Guidance Manual for Use of Risk-based Remediation Goals for Contaminated Land Management"</p> <p>"Occupation Safety and Health Ordinance (Chapter 509)"</p>	N/A
EM&A Project							
S14.2 – 14.4 of Ref. 1; S13.2 – 13.4 of Ref. 3 1.	<ul style="list-style-type: none"> • An Environmental Team needs to be employed as per this EM&A Manual. • Prepare a systematic EMP to ensure effective implementation of the mitigation measures. • An environmental impact monitoring needs to be implementing by the Environmental Team to ensure all the requirements given in this 	Perform environmental monitoring & auditing	Contractor	All construction sites	Construction stage	EIAO Guidance Note Ref4/2010 EIAO-TM	^

EIA Ref.	Recommended mitigation measures for Works Contract 1112	Objectives of the recommended measures & main concerns to address	Who to implement the measures?	Location of the measures	When to implement the measures?	What requirements or standards for measures to achieve?	Status
	EM&A Manual are fully complied with.						

Remark for Status:

^ Compliance of mitigation measure
 + Non-compliance but rectified by the contractor
 N/A Not Applicable

X Non-compliance of mitigation measure
 * Recommendation was made during site audit but improved/rectified by the contractor
 # Recommendation was made during site audit and improvement/rectification not yet completed by the contractor

Notes:

Ref. 1 – EIA Report for SCL (TAW-HUH)
 Ref. 2 – EIA Report for SCL (MKK-HUH)
 Ref. 3 – EIA Report for SCL (HHS)

This EMIS contains only those requirements that are relevant to Works Contract 1112 in terms of:

- EM&A required under Works Contract 1112
- Who to implement the measures – the Contractor (Leighton)
- The location of the measures – within and in the vicinity of the Works Contract 1112 Site Boundary
- When to implement the measures – during the design and construction

APPENDIX I

Event and Action Plan

Event and Action Plan for Landscape and Visual Impact Monitoring

Event	ET	IEC	ER	Contractor
Action level				
Non-conformity on one occasion	<ol style="list-style-type: none"> 1. Inform the contractor, the IEC and the ER 2. Discuss remedial actions with the IEC, the ER and the Contractor 3. Monitor remedial actions until rectification has been completed 	<ol style="list-style-type: none"> 1. Check inspection report 2. Check the contractor's working method 3. Discuss with the ET, ER and the contractor on possible remedial measures 4. Advise the ER on effectiveness of proposed remedial measures. 	<ol style="list-style-type: none"> 1. Confirm receipt of notification of non-conformity in writing 2. Review and agree on the remedial measures proposed by the contractor 3. Supervise implementation of remedial measures 	<ol style="list-style-type: none"> 1. Identify source and investigate the non-conformity 2. Implement remedial measures 3. Amend working methods agreed with the ER as appropriate 4. Rectify damage and undertake any necessary replacement
Repeated Non-conformity	<ol style="list-style-type: none"> 1. Identify source 2. Inform the contractor, the IEC and the ER 3. Increase inspection frequency 4. Discuss remedial actions with the IEC, the ER and the contractor 5. Monitor remedial actions until rectification has been completed 6. If non-conformity stops, cease additional monitoring 	<ol style="list-style-type: none"> 1. Check inspection report 2. Check the contractor's working method 3. Discuss with the ET and the Contractor on possible remedial measures 4. Advise the ER on effectiveness of proposed remedial measures 	<ol style="list-style-type: none"> 1. Notify the contractor 2. In consultation with the ET and IEC, agree with the contractor on the remedial measures to be implemented 3. Supervise implementation of remedial measures. 	<ol style="list-style-type: none"> 1. Identify source and investigate the non-conformity 2. Implement remedial measures 3. Amend working methods agreed with the ER as appropriate 4. Rectify damage and undertake any necessary replacement. Stop relevant portion of works as determined by the ER until the non-conformity is abated.

Event and Action Plan for Air Quality

Event	ET	IEC	ER	Contractor
Action level				
1. Exceedance for one sample	1. Inform the IEC, Contractor and ER 2. Discuss with the Contractor, IEC and ER on the remedial measures required 3. Repeat measurement to confirm findings 4. Increase monitoring frequency	1. Check monitoring data submitted by the ET 2. Check Contractor's working method 3. Review and advise the ET and ER on the effectiveness of the proposed remedial measures	1. Confirm receipt of notification of exceedance in writing	1. Identify source(s), investigate the causes of exceedance and propose remedial measures; 2. Implement remedial measures; 3. Amend working methods agreed with the ER as appropriate
2. Exceedance for two or more consecutive samples	1. Inform the IEC, Contractor and ER 2. Discuss with the ER, IEC and Contractor on the remedial measures required 3. Repeat measurements to confirm findings 4. Increase monitoring frequency to daily 5. If exceedance continues, arrange meeting with the IEC, ER and Contractor 6. If exceedance stops, cease additional monitoring	2. Check monitoring data submitted by the ET 3. Check Contractor's working method 4. Review and advise the ET and ER on the effectiveness of the proposed remedial measures	1. Confirm receipt of notification of exceedance in writing 2. Review and agree on the remedial measures proposed by the Contractor 3. Supervise Implementation of remedial measures	1. Identify source and investigate the causes of exceedance 2. Submit proposals for remedial measures to the ER with a copy to ET and IEC within three working days of notification 3. Implement the agreed proposals 4. Amend proposal as appropriate

Event	ET	IEC	ER	Contractor
Limit Level				
1. Exceedance for one sample	<ol style="list-style-type: none"> 1. Inform the IEC, EPD, Contractor and ER 2. Repeat measurement to confirm findings 3. Increase monitoring frequency to daily 4. Discuss with the ER, IEC and contractor on the remedial measures and assess the effectiveness. 	<ol style="list-style-type: none"> 1. Check monitoring data submitted by the ET 2. Check the Contractor's working method 3. Discuss with the ET, ER and Contractor on possible remedial measures 4. Review and advise the ER and ET on the effectiveness of Contractor's remedial measures. 	<ol style="list-style-type: none"> 1. Confirm receipt of notification of exceedance in writing 2. Notify the Contractor, IEC and ET 3. Review and agree on the remedial measures proposed by the Contractor 4. Supervise implementation of remedial measures. 	<ol style="list-style-type: none"> 1. Identify source(s) and investigate the causes of exceedance 2. Take immediate action to avoid further exceedance 3. Submit proposals for remedial measures to ER with a copy to ET and IEC within three working days of notification 4. Implement agreed proposals 5. Amend proposal if appropriate.
2. Exceedance for two or more consecutive samples	<ol style="list-style-type: none"> 1. Notify IEC, Contractor & EPD 2. Repeat measurement to confirm findings 3. Increase monitoring frequency to daily 4. Carry out analysis of the Contractor's working procedures with the ER to determine possible mitigation to be implemented 5. Arrange meeting with the IEC, Contractor and ER to discuss the remedial measures to be taken 6. Review the effectiveness of the Contractor's remedial measures and keep IEC, EPD and ER informed of the results 7. If exceedance stops, cease additional monitoring. 	<ol style="list-style-type: none"> 1. Check monitoring data submitted by the ET 2. Check the Contractor's working method 3. Discuss with ET, ER, and Contractor on the potential remedial measures 4. Review and advise the ER and ET on the effectiveness of Contractor's remedial measures. 	<ol style="list-style-type: none"> 1. Confirm receipt of notification of exceedance in writing 2. Notify the Contractor, IEC and ET 3. In consultation with the ET and IEC, agree with the Contractor on the remedial measures to be implemented 4. Supervise the implementation of remedial measures 5. If exceedance continues, consider what portion of the work is responsible and instruct the Contractor to stop that portion of work until the exceedance is abated. 	<ol style="list-style-type: none"> 1. Identify source(s) and investigate the causes of exceedance 2. Take immediate action to avoid further exceedance 3. Submit proposals for remedial measures to the ER with a copy to the IEC and ET within three working days of notification 4. Implement the agreed proposals 5. Revise and resubmit proposals if problem still not under control 6. Stop the relevant portion of works as determined by the ER until the exceedance is abated.

Event and Action Plan for Construction Noise

Event	ET	IEC	ER	Contractor
Action Level	<ol style="list-style-type: none"> 1. Notify the IEC, Contractor and ER 2. Discuss with the ER, IEC and contractor on the remedial measures and assess the effectiveness. 3. Increase monitoring frequency to check mitigation effectiveness. 	<ol style="list-style-type: none"> 1. Review the investigation results submitted by Contractor. 2. Review and advise the ER and ET on the effectiveness of Contractor’s remedial measures. 	<ol style="list-style-type: none"> 1. Confirm receipt of notification of complaint in writing 2. Notify the Contractor, IEC and ET 3. Review and agree on the remedial measures proposed by the Contractor 4. Supervise implementation of remedial measures. 	<ol style="list-style-type: none"> 1. Investigate the complaint and propose remedial measure. 2. Report the results of investigation to the IEC, ET and ER. 3. Submit noise mitigation proposals to ER with a copy to ET and IEC within three working days of notification 4. Implement noise mitigation proposal.
Limit Level	<ol style="list-style-type: none"> 1. Notify IEC, Contractor & EPD 2. Repeat measurement to confirm findings 3. Increase monitoring frequency to daily 4. Carry out analysis of the Contractor’s working procedures with the ER to determine possible mitigation to be implemented 5. Arrange meeting with the IEC, Contractor and ER to discuss the remedial measures to be taken 6. Inform IEC, ER and EPD the causes and actions taken for the exceedances. 7. Assess effectiveness of the Contractor’s remedial measures and keep IEC, ER and EPD informed of the results. 	<ol style="list-style-type: none"> 1. Check monitoring data submitted by the ET 2. Check the Contractor’s working method 3. Discuss with ET, ER, and Contractor on the potential remedial measures 4. Review and advise the ER and ET on the effectiveness of Contractor’s remedial measures. 	<ol style="list-style-type: none"> 1. Confirm receipt of notification of exceedance in writing 2. Notify the Contractor, IEC and ET 3. In consultation with the ET and IEC, agree with the Contractor on the remedial measures to be implemented 4. Supervise the implementation of remedial measures 5. If exceedance continues, consider what portion of the work is responsible and instruct the Contractor to stop that portion of work until the exceedance is abated. 	<ol style="list-style-type: none"> 1. Identify source(s) and investigate the causes of exceedance 2. Take immediate action to avoid further exceedance 3. Submit proposals for remedial measures to the ER with a copy to the IEC and ET within three working days of notification 4. Implement the agreed proposals 5. Revise and resubmit proposals if problem still not under control 6. Stop the relevant portion of works as determined by the ER until the exceedance is abated.

Note:

ET – Environmental Team, IEC – Independent Environmental Checker, ER – Engineer’s Representative

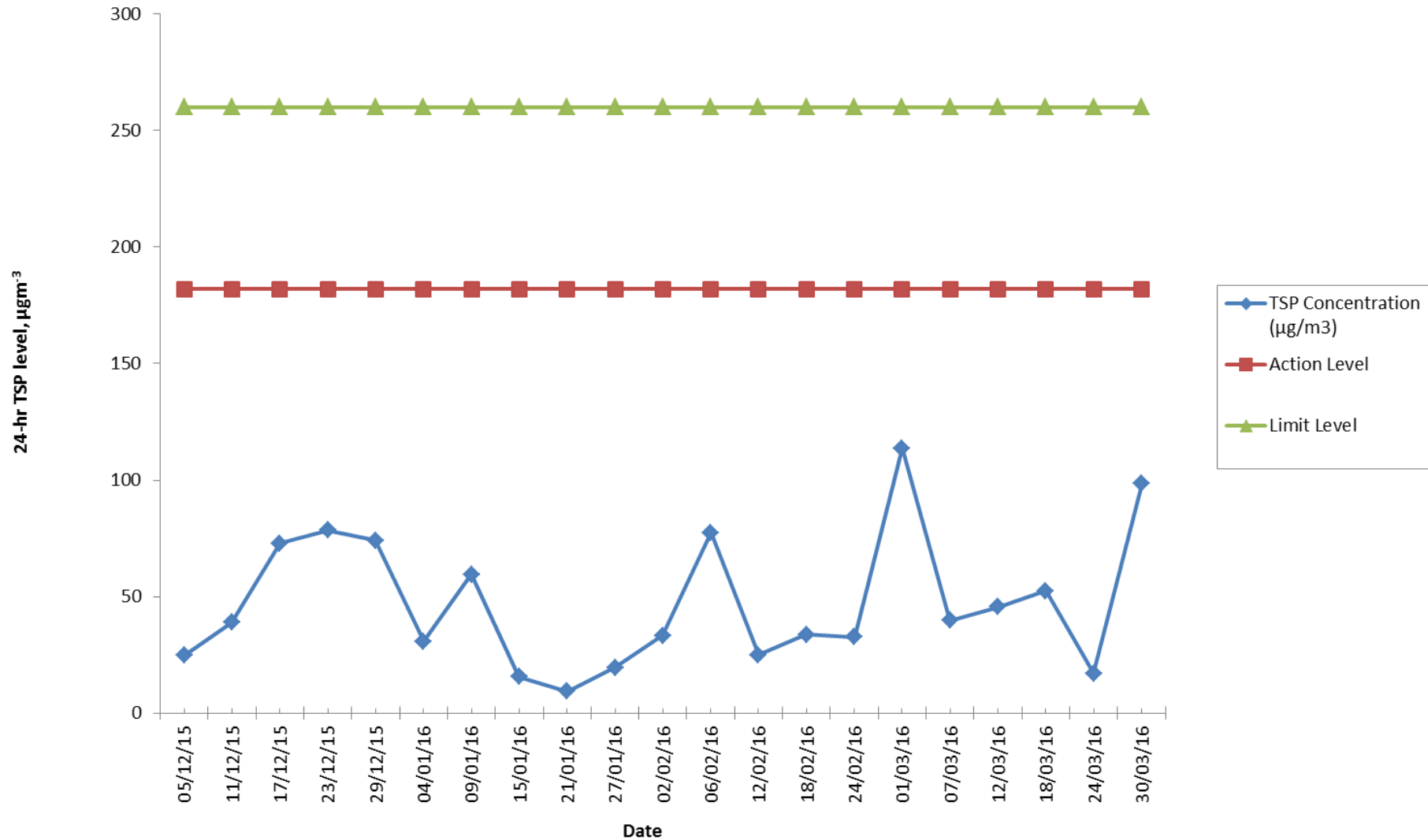
APPENDIX J

Monitoring Results and their Graphical Presentations

Air Quality Monitoring Results for AM2

Sampling Date	Wt. of paper (g)				Elapse Time			Flow Rate (CFM)			Total Volume (m ³)	TSP Concentration (µg/m ³)	Weather	Remark
	Paper No.	Initial Wt.	Final Wt.	Wt. of dust	Initial	Final	Sampling Hour	Initial	Final	Avg Flow Rate				
01/03/16	C123	2.8627	3.0480	0.1853	13881.30	13905.30	24.00	40	40	40.0	1631.05	113.6078	Cloudy	-
07/03/16	C124	2.8385	2.9033	0.0648	13905.30	13929.30	24.00	40	40	40.0	1631.05	39.7290	Cloudy	-
12/03/16	C145	2.8112	2.8857	0.0745	13929.30	13953.30	24.00	40	40	40.0	1631.05	45.6761	Cloudy	-
18/03/16	C146	2.8076	2.8932	0.0856	13953.30	13977.30	24.00	40	40	40.0	1631.05	52.4815	Fog	-
24/03/16	C147	2.8011	2.8291	0.0280	13977.30	14001.30	24.00	40	40	40.0	1631.05	17.1669	Shiny	-
30/03/16	C148	2.8056	2.9661	0.1605	14001.30	14025.30	24.00	40	40	40.0	1631.05	98.4029	Cloudy	-

Construction Dust Monitoring Results for AM2 (Harbourfront Horizon)



APPENDIX K

Waste Flow Table

Waste Flow Table																
Month	Actual Quantities of Inert C&D Materials Generated Monthly									Actual Quantities of non-inert C&D Wastes Generated Monthly						
	Generated				Disposed					Recycled				Disposed		
	Imported from SCL1111	Imported from SCL1121	Total Quantity Generated	Hard Rock and Broken Concrete	Reused in the Contract	Reused in Other Projects	Disposed as Public Fills at HH Barging Point	Disposed as Public Fills at TKO137	Disposed as Public Fills at TM38	Metals	Paper/ Cardboard Packaging	Asphalt	Plastics	Chemical Waste	General Refuse	
Unit	(in '000m ³)									(in '000Kg)				(in '000Kg)	(in '000L)	(in '000Kg)
Jun-13	0		0	0	0	0	0	0	0	137.3	0	0	0	0	-	6.55
Jul-13	0		0.36	0	0	0	0	0	0.36	365.34	0	0	0	0	-	16.87
Aug-13	0		1.68	0	0	0	0.05	0	1.63	69.98	0.25	0	0	0	-	12.67
Sep-13	0		3.39	0	0	0	0.20	0	3.19	131.18	0.22	0	0.46	0	-	16.25
Oct-13	0		4.04	0	0	0	0.78	0	3.26	179.97	0.63	8.28	2.04	0	-	39.87
Nov-13	0		6.09	0	0	0	2.09	0.18	3.82	125.70	0.45	160.35	0	0	-	28.69
Dec-13	0		5.69	0	0	0	1.74	0.01	3.94	72.15	0.39	4.13	0	0	-	18.04
Jan-14	0		4.58	0	0	0	0	0.27	4.31	117.57	0.26	147.67	0.26	0	-	30.09
Feb-14	0		3.80	0	0	0.14 ^[Note1]	0	0.19	3.46	28.32	0.29	414.67	0	0	-	15.73
Mar-14	0		10.10	0	0	6.18 ^[Note2]	0	0.29	3.63	96.26	0.25	0	0	0	-	47.76
Apr-14	0		6.67	0	0	4.82 ^[Note3]	0	0.0053	1.85	75.43	0.23	1,322.39	0	0.2	-	78.63
May-14	0.52		5.77	0	0.43	2.00 ^[Note4]	0	0.12	3.65	48.86	0.28	501.45	0	0	-	66.03
Jun-14	0.47		4.56	0	0	1.73 ^[Note5]	0	0.29	2.54	42.95	0.25	0	0	0.4	-	45.97
Jul-14	0.34		8.61	0	0	2.89 ^[Note6]	0	0.87	4.84	70.99	0	0	0	0	-	40.50
Aug-14	0.20		8.57	0	0	3.56 ^[Note7]	0	0.44	4.57	227.86	0	0	0	0	-	76.93
Sep-14	0.23		11.11	0	0	5.82 ^[Note8]	0	0.23	5.06	220.85	0.29	0	0	0	-	43.01
Oct-14	0.54		12.79	0	0	6.04 ^[Note9]	0	0.06	6.69	174.82	0.71	329.16	0	0	-	97.92
Nov-14	0.93		10.63	0	0	3.78 ^[Note10]	0	0.15	6.70	163.72	0.56	376.40	0	0	-	81.91
Dec-14	3.72		8.59	0	0	2.97 ^[Note11]	0	0	5.62	385.80	0.53	166.98	0	5.4	-	130.83

Waste Flow Table																
Month	Actual Quantities of Inert C&D Materials Generated Monthly									Actual Quantities of non-inert C&D Wastes Generated Monthly						
	Generated				Disposed					Recycled				Disposed		
	Imported from SCL1111	Imported from SCL1121	Total Quantity Generated	Hard Rock and Broken Concrete	Reused in the Contract	Reused in Other Projects	Disposed as Public Fills at HH Barging Point	Disposed as Public Fills at TKO137	Disposed as Public Fills at TM38	Metals	Paper/ Cardboard Packaging	Asphalt	Plastics	Chemical Waste	General Refuse	
Unit	(in '000m ³)									(in '000Kg)				(in '000Kg)	(in '000L)	(in '000Kg)
Jan-15	3.72		19.29	0	0	10.03 ^[Note12]	0	0	9.26	543.40	0.80	179.01	0	0	1.60	318.66
Feb-15	3.03		13.96	0	0	8.41 ^[Note13]	0	0	5.54	263.10	0.46	168.82	0	0	0	180.27
Mar-15	5.68		22.28	0	0	12.45 ^[Note14]	0	0	9.82	346.70	0.61	11.45	0	0	0	429.13
Apr-15	4.71		18.51	0	0	11.25 ^[Note15]	0	0.23	7.26	275.99	0.32	0	0	0	0	376.98
May-15	4.62		20.64	0	0	11.53 ^[Note16]	0	0	9.10	353.88	0.67	0	0	0	0	266.43
Jun-15	5.04		13.49	0	0	6.29 ^[Note17]	0	0	7.20	317.14	0.43	0	0	0.20	1.00	258.01
Jul-15	6.21	0.09	21.64	0	0	16.15 ^[Note18]	0	0	5.50	706.38	0.69	0	0	0	0	270.73
Aug-15	0.40	0	26.43	0	0	19.29 ^[Note19]	0	0	7.14	45.53	0.57	0	0	0	0	261.04
Sep-15	-	-	20.91	0	0	13.16 ^[Note20]	0	0	7.75	317.36	0.58	0	0	0.45	0	240.74
Oct-15	-	-	26.22	0	0	14.19 ^[Note21]	0	0	12.03	251.95	0.48	0	0	0	0	422.80
Nov-15	-	-	18.66	0	0	7.03 ^[Note22]	0	0	11.64	446.8	0.534	0	0	0	0	283.46
Dec-15	-	-	17.02	0	0	9.81 ^[Note23]	0	0	7.21	198.11	0.499	0	0	0	0	355.24
Jan-16	-	-	24.58	0	0	13.22 ^[Note24]	0	0	11.37	273.64	0.618	0	0	0	0	347.67
Feb-16	-	-	9.34	0	0	4.31 ^[Note25]	0	0	5.04	269.58	0.456	0	0	0	0	251.3
Mar-16	-	-	9.75	0	0	3.48 ^[Note25]	0	0	6.27	750.85	0	0	0	0	0	288.35
TOTAL	40.35	0.09	400.74	0	0.43	200.50	4.85	3.35	192.26	7769.3	14.47	3790.76	2.76	6.65	2.60	5455.70

Note:

- 137 m³ of the Inert C&D materials were reused in South Island Line (SIL) Project Contract 904.
- 267 m³ of the Inert C&D materials were reused in SIL Project Contract 904;
3,998 m³ of the Inert C&D materials were reused in Wan Chai Development Phase II – Central – Wan Chai Bypass at Wan Chai West Project Contract HK/2012/08; and

- 1,912 m³ of the Inert C&D materials were reused in Tuen Mun – Chek Lap Kok Link (TM-CLKL) and Tuen Mun Western Bypass (TMWB) Project Contract HY/2012/08.
3. 1,728 m³ of the Inert C&D materials were reused in Wan Chai Development Phase II – Central – Wan Chai Bypass at Wan Chai West Project Contract HK/2012/08; and 3,088 m³ of the Inert C&D materials were reused in TM-CLKL and TMWB Project Contract HY/2012/08.
4. 184 m³ of the Inert C&D materials were reused in South Island Line (SIL) Project Contract 904; and 1814 m³ of the Inert C&D materials were reused in TM-CLKL and TMWB Project Contract HY/2012/08.
5. 1,021 m³ of the Inert C&D materials were reused in Wan Chai Development Phase II – Central – Wan Chai Bypass at Wan Chai West Project Contract HK/2012/08; and 707 m³ of the Inert C&D materials were reused in TM-CLKL and TMWB Project Contract HY/2012/08.
6. 2,894 m³ of the Inert C&D materials were reused in TM-CLKL and TMWB Project Contract HY/2012/08.
7. 575.5m³ of the Inert C&D materials were reused in Wan Chai Development Phase II – Central – Wan Chai Bypass at Wan Chai West Project Contract HK/2012/08; and 2907.6 m³ of the Inert C&D materials were reused in TM-CLKL and TMWB Project Contract HY/2012/08; and 76.0 m³ of the Inert C&D materials were reused in Wan Chai Development Phase II – Central – Wan Chai Bypass at Wan Chai West Project Contract HK/2009/08.
8. 4,905.4 m³ of the Inert C&D materials were reused in TM-CLKL and 912.3 m³ of the Inert C&D materials were reused in SIL Project Contract 904.
9. 5,522.9 m³ of the Inert C&D materials were reused in TM-CLKL and 515.9 m³ of the Inert C&D materials were reused in SIL Project Contract 904.
10. 3,774.6 m³ of the Inert C&D materials were reused in TM-CLKL.
11. 2,968.9 m³ of the Inert C&D materials were reused in TM-CLKL (HY/2012/08).
12. 9,988.1 m³ of the Inert C&D materials were reused in WENT (SITA) and 46.34 m³ of the Inert C&D materials were reused in SIL Project Contract 904.
13. 8,212.8 m³ of the Inert C&D materials were reused in WENT (SITA) and 200.9 m³ of the Inert C&D materials were reused in SIL Project Contract 904.
14. 11,757 m³ of the Inert C&D materials were reused in WENT (SITA), 23.41 m³ of the Inert C&D materials were reused in SIL Project Contract 904 and 672.78 m³ of the Inert C&D materials were reused in XRL822.
15. 10,633 m³ of the Inert C&D materials were reused in WENT (SITA) and 0.61176 m³ of the Inert C&D materials were reused in XRL822.
16. 11,533 m³ of the Inert C&D materials were reused in WENT (SITA).
17. 6,290 m³ of the Inert C&D materials were reused in WENT (SITA).
18. 16,145 m³ of the Inert C&D materials were reused in WENT (SITA).
19. 878 m³ of the Inert C&D materials were reused in WENT (SITA) and 18,415 m³ of the Inert C&D materials were reused in SCL1121.
20. 13,163 m³ of the Inert C&D materials were reused in SCL1121.
21. 14,189 m³ of the Inert C&D materials were reused in SCL1121.
22. 7,030 m³ of the Inert C&D materials were reused in SCL1121.
23. 9,811 m³ of the Inert C&D materials were reused in SCL1121.
24. 13,218 m³ of the Inert C&D materials were reused in SCL1121.
25. 4,306 m³ of the Inert C&D materials were reused in SCL1121.
26. 3,478 m³ of the Inert C&D materials were reused in SCL1121.

Marine Sediment Flow Table						
Month	Actual Quantities of Marine Dumping Monthly					
	Type 1			Type 2		
	Generated from SCL1111 ^[Note1]	Generated from SCL1112 ^[Note3]	Disposed	Generated from SCL1111 ^[Note2]	Generated from SCL1112 ^[Note4]	Disposed
Unit	(in '000m ³)			(in '000m ³)		
Jan-15	0	0	0	2.22	0.06	2.28
Feb-15	1.29	0	0.82	0	0	0
Mar-15	2.43	0	2.48	0	0	0
Apr-15	3.97	0.136	5.27	0	0	0
May-15	8.26	0.090	8.35	0	0	0
Jun-15	9.71	0.118	9.83	0	0	0
Jul-15	5.29	0	5.18	0	0	0
Aug-15	0	0	0	0	0	0
Sep-15	-	0	0	-	1.94	1.94
Oct-15	-	0.528	0.528	-	0	0
Nov-15	-	5.668	5.674	0	2.32	2.32
Dec-15	-	14.44	-	-	1.022	-
Jan-16	-	16.585	-	-	0.019	-
Feb-16	-	1.253	-	-	4.041	-
Mar-16	-	3.850	-	-	2.298	-
TOTAL	31.69	42.67	38.12	2.22	11.70	6.54

Note:

1. Type 1 Marine Sediment generated from SCL1111 was delivered to the Barging Point at SCL1121 for disposal.
2. Type 2 Marine Sediment generated from SCL1111 was delivered to the Barging Point at SCL1121 for disposal.
3. Type 1 Marine Sediment generated from SCL1112 was delivered to the Barging Point at SCL1121 for disposal.
4. Type 2 Marine Sediment generated from SCL1112 was delivered to the Barging Point at SCL1121 for disposal.

APPENDIX L

Cumulative Statistics on Complaints, Notifications of Summons and Successful Prosecutions

Cumulative Statistics on Complaints, Notifications of Summons and Successful Prosecutions

	Date Received	Reference No.	Subject	Location of Concern	Status
Environmental complaints	24 March 2016	Public comment received by EPD, EPD's Ref. No. K01/RE/00006851-16	"General construction noise except renovation (within Restricted Hours) from Hung Hom Station, Tsim Sha Tsui"	Hung Hom Station, Tsim Sha Tsui	<ul style="list-style-type: none"> The follow-up status / investigation findings will be reported in the next Monthly EM&A Report.
	28 September 2015	Public comment received by EPD, K01/RE/00024658-15	Complaint of general construction noise except renovation (within Restricted Hours) from construction site at Hung Hom	Harbour Plaza Metropolis, Tsim Sha Tsui	<ul style="list-style-type: none"> A valid construction noise permit (CNP) (CNP no. GW-RN0969-15) was granted for such works from 25 September 2015 to 24 March 2016. Noise mitigation measures were implemented at the site. Due to the limited construction works being carried out during the evening period and most of the active construction works being carried out under the podium which had no direct line of sight from the nearest sensitive receiver, Harbour Plaza Metropolis, construction noise nuisance from Shatin to Central Link (SCL) Contract 1112 should not be anticipated. Investigation report submitted to EPD on 3 November 2015.

Date Received	Reference No.	Subject	Location of Concern	Status
10 March 2015	Public comment received by EPD, K01/RE/00005632-15	Complaint of malodour from Hung Hom Station (near Exit B1)	Hung Hom Station, Tsim Sha Tsui	<ul style="list-style-type: none"> • ET conducted inspection to examine the environmental performance of the site on 12 Mar 2015 • No odour was noticed by all attending parties. It was observed that excavation, predrilling, welding, box culvert construction and installation of TAM grout pipeworks were carried out at the NAT works area, located to the west and east of the footbridge • The source of malodour could not be identified • A barrier was erected on the eastern side of footbridge, with the barrier already in place on the western side of the footbridge since November 2014, so now both sides of the footbridge contain barriers to shield off any dust or odour from the site • No noticeable malodour was observed and the air quality control was found to be satisfactory according to conversation between EPD and the Contractor • Investigation Report submitted to EPD on 26 Mar 2015
7 Feb 2015	Public comment received by EPD, EPD's Ref. No. K01/RE/00003309-15	Complaint of construction dust from the construction site at MTR Hung Hom Building, 8-8 Cheong Wan Road, Tsim Sha Tsui	MTR Hung Hom Station Building, 8-8 Cheong Wan Road	<ul style="list-style-type: none"> • ET conducted inspection to examine the environmental performance of the site on 10 Feb 2015 • No demolition works carried out inside Hung Hom Station and Freight Operation Building during the complaint period • Watering and dust screen (site enclosed with bamboo scaffold and tarpaulin sheet) were provided for the demolition work at International Mail Centre • Renovation works on-going inside the Hung Hom Station with dust mitigation measures implemented • A joint inspection was then conducted by the Contractor and EPD on 13 Feb 2015 and no adverse comment was provided by EPD • Investigation Report submitted to EPD on 23 Feb 2015

	Date Received	Reference No.	Subject	Location of Concern	Status
	11 Nov 2014	Public comment received by EPD, EPD's Ref. No. K01/RE/00028087-14	Complaint of welding smell and air nuisance other than dark smoke, from construction machine from Hung Hom Station, Tsim Sha Tsui	At footbridge between Hung Hom Station and Hung Hom Region, near Royal Peninsula	<ul style="list-style-type: none"> Barrier was erected on the side of footbridge facing the construction site ET conducted followed-up inspection of the implemented mitigation measures on 20 Nov 2014 and air quality control was found to be satisfactory Investigation Report submitted to EPD on 3 Dec 2014
	11 Nov 2014	Public comment received by EPD, EPD's Ref. No. K01/RE/00028181-14	Complaint of construction dust from Hung Hom Station, Tsim Sha Tsui	At footbridge between Hung Hom Station and Hung Hom Region, near Royal Peninsula	<ul style="list-style-type: none"> Barrier was erected on the side of footbridge facing the construction site ET conducted followed-up inspection of the implemented mitigation measures on 20 Nov 2014 and air quality control was found to be satisfactory Investigation Report submitted to EPD on 3 Dec 2014
Notification of summons	-	-	-	-	-
Successful Prosecution	-	-	-	-	-

Appendix H

**34th Monthly EM&A Report for Works Contract 1108 –
Kai Tak Station and Associated Tunnels**

MTR Corporation Limited

**Shatin to Central Link –
Tai Wai to Hung Hom Section**

Monthly EM&A Report No. 34

[Period from 1 to 31 March 2016]

Works Contract 1108 – Kai Tak Station and
Associated Tunnels

(April 2016)

Certified by: Goldie Fung 

Position: Environmental Team Leader

Date: 12 April 2016

Kaden – Chun Wo Joint Venture (KCJV)

Shatin to Central Link –

Contract 1108

Kai Tak Station and Associated Tunnels

Monthly Environmental Monitoring & Auditing Report for

March 2016

The Contents of this report have been certified by:



Ms. Goldie Fung
(Environmental Team Leader)

Environmental Pioneers & Solutions Limited

Flat A, 19/F, Chaiwan Industrial Centre,
20 Lee Chung Street, Chai Wan, Hong Kong

Tel: 2556 9172

Fax: 2856 2010

TABLE OF CONTENT

Executive Summary	3
1 Introduction	5
1.1 Purpose of the Report	5
1.2 Structure of the Report	5
2 Project Information	7
2.1 Background	7
2.2 General Site Description	7
2.3 Construction Programme and Activities	7
2.4 Project Organization	8
2.5 Status of Environmental Licences, Notification and Permits	8
2.6 Summary of EM&A Requirements	8
3 Environmental Monitoring Requirements	10
3.1 Culture Heritage	10
3.2 Landscape and Visual	10
4 Implementation Status on Environmental Protection Requirements	11
5 Monitoring Results	12
5.1 Cultural Heritage	12
5.2 Landscape and Visual	12
5.3 Waste Management	12
6 Environmental Site Inspection	13
6.1 Site Audit	13
6.2 Implementation Status of Environmental Mitigation Measures	13
7 Environmental Non-Conformance	16
7.1 Summary of Environmental Exceedances	16
7.2 Summary of Environmental Non-Compliance	16
7.3 Summary of Environmental Complaint	16
7.4 Summary of Environmental Summon and Successful Prosecution	16
8 Future Key Issues	17
9 Conclusions and Recommendations	18
9.1 Conclusions	18
9.2 Recommendations	18

LIST OF APPENDICES

Appendix A: Site Location Plan

Appendix B: Construction Programme

Appendix C: Project Organization Chart & Contact Details

Appendix D: Buffer Zone for Lung Tsun Stone Bridge & Former Kowloon City Pier

Appendix E: Event/Action Plan for landscape & Visual During Construction Stage

Appendix F: Waste Flow Table

Appendix G: Updated Environmental Mitigation Implementation Schedule

Appendix H: Cumulative Log for Environmental Exceedance, Complaints, Notification of
Summons and Successful Prosecutions

LIST OF TABLES

Table 2.1: Summary of the Status of Environmental Licences, Notification and Permits

Table 4.1: Status of Required Submissions under EP

Table 5.1: Quantities of Waste Disposed from the Project

Table 6.1: Summary Results of Site Inspections Findings

Executive Summary

This is the thirty fourth monthly Environmental Monitoring and Audit (EM&A) Report for **MTR Shatin to Central Link (SCL) Works Contract 1108 – Kai Tak Station and Associated Tunnels**. The project commenced on 17th June 2013. This report documents the finding of EM&A Works conducted from 1st March 2016 to 31st March 2016.

Summary of the Construction Works undertaken during the Reporting Month

The major site activities in this reporting period were including:

- Open Cut Tunnel: Area 1 backfilling, roof steel fixing, roof dismantling formwork, roof concrete casting, extraction of sheet piles
- Cut and Cover Tunnel: Luanching and receiving shaft backfilling, shoring dismantling, uptrack walkway construction, uptrack and downtrack general cleaning and defect rectification, excavation of existing haul road, base slab construction, wall and roof construction
- Station: Slab rebar fixing and formwork erection, parapet wall and upstand concreting, sewer pipe laying, backfilling
- Mined Tunnel: Transition waterproof works

Variation in Construction Method

Based on recent engineering information and having considered the high construction risk for tunnel excavation, the tunnel with mining method is required to be shortened and the associated at-grade construction works within the buffer zone above the Former Kowloon City Pier (FKCP) is therefore proposed to minimize the potential impact on FKCP. The application for variation of an Environmental Permit with Environmental Review Report has been submitted to EPD on 19th March 2014 and the amended Environmental Permit (EP-438/2012/E) was issued to MTRC on 4th April 2014.

Environmental Monitoring and Audit Progress

Culture Heritage

Inspection of the Former Kowloon City Pier was conducted during the weekly environmental site inspection. Details of the inspection findings are presented in Section 6.

Landscape and Visual

The implementation of landscape and visual mitigation measures was inspected during the weekly environmental site inspection. Most of the necessary mitigation measures have been implemented. Details of the audit findings and implementation status are presented in Section 6.

Waste Management

According to Contractor's waste flow data, a total of 38926m³ of inert C&D materials were generated and received from other construction site, which 0m³ were disposed to the receiving facility of Contract 1108A and 38926m³ were reused in the contract. 121m³ of general refuse were generated and disposed at landfill site. 0kg of paper, 0kg of plastic and 8620kg of metal were sent to recyclers for recycling.

Environmental Site Inspection

Joint weekly inspections were conducted by representatives of the Contractor, Engineer and ET on 1st, 8th, 15th, 22nd and 29th March 2016. The representative of the IEC joined the site inspection on 15th March 2016. Inspection was conducted by EPD on 11th March 2016. No any comments were advised by EPD during this reporting period. Details of the audit findings and implementation status are presented in Section 6.

Environmental Exceedance / Non-conformance / Compliant / Summons and Successful Prosecution

A notification of summon received was issued on 5th January 2016, regarding an incident on 13th July 2015. Contractor had attended to the Court on 3rd March 2016 and the trial was schedule on 9th May 2016.

A Complaint received on 25th February 2016 was referred from EPD on 3rd March 2016 regarding mud disposed from the vehicle leaving construction site to the Concorde Road which affecting the road condition and made the road muddy. ET carried out the investigation on 8th March 2016 to resolve the concern.

No breaches of Action and Limits levels, non-compliance event, notification of summons and successful prosecution against the Project were received in this reporting month.

Future Key Issues

The major construction works to be undertaken in the next reporting month include:

- Open cut tunnel: Area 1 backfilling, roof concrete casting, base slab concrete casting, water proof spraying to wall and roof in tunnel
- Cut and cover tunnel: Luanching and receiving shafts backfilling, tunnel tracks defect rectification, shoring dismantling, uptrack walkway construction, uptrack and downtrack cleaning and defect rectification, wall and roof construction, excavation of existing haul road, base slab construction
- Station: Lower ground slab and wall formwork erection, drain pipe laying, strut dismantling, backfilling
- Mined tunnel: Waterproofing works

1 Introduction

The Environmental Team (ET), Environmental Pioneers & Solutions Limited (EPSL), was appointed by Kaden – Chun Wo Joint Venture (KCJV) to undertake the Environmental Monitoring and Audit (EM&A) programme during construction phase of the MTR Shatin to Central Link (SCL) Works Contract 1108 – Kai Tak Station and Associated Tunnels (the Project). The project commenced on 17th June 2013.

1.1 Purpose of the Report

This is the thirty fourth monthly EM&A Report which summarises the audit findings for the EM&A programme during the reporting period from 1st March 2016 to 31st March 2016.

1.2 Structure of the Report

The structure of the report is as follow:

Section 1: Introduction – details the scope and structure of the report.

Section 2: Project Information – summarises background and scope of the project, site description, project organization and contact details, construction programme, the construction works undertaken and the status of Environmental Permits/Licenses during the reporting period.

Section 3: Environmental Monitoring Requirement – summarises the monitoring requirements and environmental mitigation measures as recommended in the EIA report and relevant environmental requirements.

Section 4: Implementation Status on Environmental Mitigation Measures – summarises the implementation of environmental protection measures during the reporting period.

Section 5: Monitoring Results – summarises the monitoring results obtained in the reporting period.

Section 6: Environmental Site Inspection – summarises the audit findings of the weekly site inspections undertaken within the reporting period.

Section 7: Environmental Non-conformance – summarises any monitoring exceedance, environmental complaints and environmental summons within the reporting period.

Section 8: Future Key Issues – summarises the impact forecast and monitoring schedule for the next three months.

Section 9: Conclusions and Recommendations

2 Project Information

2.1 Background

The Shatin to Central Link – Tai Wai to Hung Hom Section (SCL (TAW-HUH)) is an approximately 11 km long extension of the Ma On Shan Line and links up with the West Rail Line at Hung Hom forming a strategic East-West rail corridor. It is a Designated Project under the Environmental Impact Assessment Ordinance (Cap. 499) (EIAO).

The construction of the SCL (TAW-HUH) and SCL (HHS) have been divided into a series of civil construction works contracts. This Works Contract 1108 covers the construction of Kai Tak Station (KAT) and the section of tunnel between KAT and Sung Wong Toi Station (SUW) plus a short section of tunnel from KAT towards Diamond Hill Station (DIH). This construction contract was awarded to Kaden – Chun Wo Joint Venture (KCJV) in April 2013.

2.2 General Site Description

The works area includes work sites in the Kai Tak New Development Area. The construction of tunnel will employ cut & cover method. The alignment and works area for the Project is shown in **Appendix A**.

2.3 Construction Programme and Activities

A summary of the major construction activities undertaken in this reporting period is shown as follows. The tentative construction programme is presented in **Appendix B**.

- Open Cut Tunnel: Area 1 backfilling, roof steel fixing, roof dismantling formwork, roof concrete casting, extraction of sheet piles
- Cut and Cover Tunnel: Launching and receiving shaft backfilling, shoring dismantling, uptrack walkway construction, uptrack and downtrack general cleaning and defect rectification, excavation of existing haul road, base slab construction, wall and roof construction
- Station: Slab rebar fixing and formwork erection, parapet wall and upstand concreting, sewer pipe laying, backfilling
- Mined Tunnel: Transition waterproof works

2.4 Project Organization

The project organization chart and contact details are shown in **Appendix C**.

2.5 Status of Environmental Licences, Notification and Permits

A summary of the relevant permits, licences, and notifications on environmental protection for this Project is presented in Table 2.1.

Table 2.1 Summary of the Status of Environmental Licences, Notification and Permits

Permit / License No.	Valid Period		Status	Remark
	From	To		
Environmental Permit (EP)				
EP-438/2012/J	29/02/2016	N/A	Valid	/
Notification pursuant to Air Pollution Control (Construction Dust) Regulation				
Ref. Number 359540	16/05/2013	N/A	Valid	/
Construction Noise Permit for the Carrying Out of Percussive Piling				
N/A				
Construction Noise Permit for General Works				
GW-RE0928-15	14/09/2015	13/03/2016	Valid	Valid until superseded by GW-RE0228-16 on 14 Mar 2016
GW-RE0228-16	14/03/2016	13/09/2016	Valid	/
GW-RE0932-15	14/09/2015	12/03/2016	Valid	Renewing
GW-RE1172-15	19/11/2015	17/05/2016	Valid	/
GW-RE1299-15	25/12/2015	20/6/2016	Valid	/
GW-RE1333-15	13/01/2016	12/07/2016	Valid	/
Effluent Discharge License				
WT00020520-2014	07/01/2015	31/08/2018	Valid	/
Waste Disposal (Charges for Disposal of Construction Waste) Regulation				
Billing Account No. 7017544	07/06/2013	N/A	Valid	/
Registration of Chemical Waste Producer				
WPN 5213-286-K3069-01	09/07/2013	N/A	Valid	/

2.6 Summary of EM&A Requirements

The EM&A programme under Works Contract 1108 require regular environmental site audits. The EM&A requirements are described in the following sections, including:

- Weekly inspection for Cultural Heritage;
- Weekly inspection for Landscape and Visual;

- Environmental mitigation measures, as recommended in the Project EIA study final report; and
- Environmental requirements in contract documents.

The advice on the implementation status of environmental protection and pollution control/mitigation measures is summarized in Section 6 of this report.

3 Environmental Monitoring Requirements

3.1 Culture Heritage

In accordance with the Environmental Permit and EM&A Manual, a buffer zone shall be maintained between both Lung Tsun Stone Bridge and Former Kowloon City Pier and SCL (TAW-HUH) works sites during the tunneling work. For Lung Tsun Stone Bridge, a horizontal distance of 25m between the bridge and the buffer boundary shall be maintained. For Former Kowloon City Pier, a vertical buffer distance of 1.8 – 2.2m from the top of the tunnel shall be maintained. The layout of the buffer zone was attached in **Appendix D**. No at-grade construction activities shall be allowed within the buffer zone. Audit shall be conducted on a weekly basis throughout the construction period for the mined tunnel section under Former Kowloon City Pier.

3.2 Landscape and Visual

In accordance with the EM&A Manual, the landscape and visual mitigation measures shall be implemented and a site inspection shall be conducted every week throughout the construction period. The implementation status is given in **Appendix G**.

The event/action plan for Landscape and Visual during Construction Stage is attached in **Appendix E**.

4 Implementation Status on Environmental Protection Requirements

The Contractor has implemented environmental mitigation measures and requirements as stated in the EIA Report, the Environmental Permit and EM&A Manual. The implementation status of the environmental mitigation measures of the reporting period is summarized in **Appendix G**. Status of required submissions under the Environmental Permit (EP) as of the reporting period is presented in Table 4.1.

Table 4.1 Status of Required Submissions under EP

EP Condition	Submission	Submission Date
Condition 3.4	Thirty third Monthly EM&A Report	14 th March 2016

5 Monitoring Results

5.1 Cultural Heritage

Inspection of the Former Kowloon City Pier was conducted during the weekly environmental site inspection. Details of the inspection findings are presented in Section 6.

5.2 Landscape and Visual

Inspections of the implementation of landscape and visual mitigation measures were conducted on weekly basis. The observations and recommendations made during the audit sessions are summarized in Table 6.1.

5.3 Waste Management

With reference to relevant handling records and trip tickets of this Project, the quantities of different types of waste generated in the reporting month are summarised in Table 5.1. Inert C&D materials were disposed to the receiving facility of Contract 1108A or reused in the Contract. General refuse was disposed to designated landfill site. Plastics, paper and metal were sent to recycler for recycling. Chemical waste generated was collected by licensed collector. Detail of waste management data is presented in **Appendix F**.

Table 5.1 Quantities of Waste Disposed from the Project

Reporting Month	Quantity					
	C&D Materials (inert) ^(a)	C&D Materials (non-inert) ^(b)				
		General Refuse	Chemical Waste	Recycled materials		
				Paper/cardboard	Plastics	Metals
March 2016	0 m ³	121 m ³	0 kg	0 kg	0 kg	8620 kg

Notes:

- (a) Inert C&D materials include bricks, concrete, building debris, rubble and excavated soil.
- (b) Non-inert C&D materials include steel, paper/cardboard packaging waste, plastics and other wastes such as general refuse and vegetative wastes. Steel metal generated from the Project are grouped into non-inert C&D materials as the materials were not disposed of with other inert C&D materials.

According to the approved Sediment Management Plan, a portion of the excavated marine sediment, which is classified as uncontaminated Type 1 sediment and suitable for Open Sea Disposal, should be reused on site for backfilling material. The uncontaminated sediment is mixed with cement and general materials to Cement Stabilized Marine Mud (CSMM). The CSMM backfilling work has been started in September 2015. There are total 325m² of CSMM were cumulatively backfilled.

During this reporting period, no CSMM backfilling work was conducted

6 Environmental Site Inspection

6.1 Site Audit

Site audit was carried out by ET on weekly basis to monitor the timely implementation of proper environmental management practices and mitigation measures in the Project site.

Joint weekly inspections were conducted by representatives of the Contractor, Engineer and ET on 1st, 8th, 15th, 22nd and 29th March 2016. The representative of the IEC joined the site inspection on 15th March 2016. Inspection was conducted by EPD on 11th March 2016. No any comments were advised by EPD during this reporting period. The details of observations during site audit can refer to Table 6.1.

6.2 Implementation Status of Environmental Mitigation Measures

According to the EIA Study Report, Environmental Permit and the EM&A Manual of the Project, the mitigation measures detailed in the documents are recommended to be implemented during the construction phase. Updated summary of the Environmental Mitigation Implementation Schedule (EMIS) is provided in **Appendix G**.

During site inspections in the reporting month, no non-conformance was identified. The observations, reminders and recommendations made during the audit sessions are summarized in Table 6.1.

Table 6.1 Summary results of site inspections findings

Parameters	Date	Findings	Advice from ET	Action taken	Closing date	Remarks
Noise	22 & 29 Mar 16	Insufficient noise preventive measures for boulder breaking works was observed at Area 1.	Contractor was reminded to wrap the breaker tip with sound absorptive materials for noise reduction when carrying out boulder breaking work.	Follow-up action will be inspected during next reporting month.	N/A	/
Air	1 Mar 16	Water spraying was missing for rock breaking work at Area 3.	Contractor was reminded to implement water spraying for dust control.	Water spraying was implemented for rock breaking work at Area 3.	8 Mar 16	/
	8 Mar 16	Improper mitigation measures for cement mixing work was observed at Area 2.	Contractor was advised to provide 3-sides shelter with top for the cement mixing work for dust suppression.	Cement mixer was removed by contractor at Area 2.	15 Mar 16	/
	29 Mar 16	Water spraying was missing for rock breaking work at Area 1.	Contractor was reminded to implement water spraying during rock breaking work for dust control.	Follow-up action will be inspected during next reporting month.	N/A	/
Water	16 & 23 Feb 16	Soil deposition was observed on the haul road between the wheel washing bay and gate 1.	Contractor was advised to clean the haul road regularly and increase the frequencies of cleaning of wheel washing bay.	Soil deposition between the wheel washing bay and gate 1 was cleaned by contractor.	1 Mar 16	/
	16 & 23 Feb 16	Exposed earth was observed near nullah at Area 2.	Contractor was reminded to provide proper mitigation measures for avoiding of surface run off.	Exposed earth near nullah was paved with cement.	1 Mar 16	/
	23 Feb 16	An oil drum without drip tray was observed at Area 2.	Contractor was reminded to place the chemical inside the drip tray to prevent chemical leakage.	An oil drum was placed inside the drip tray at Area 2.	1 Mar 16	/
	1 Mar 16	Muddy water was observed near wheel washing bay.	Contractor was reminded to operate the wastewater treatment facility and treat site water for prevention of surface run off.	Water pump was provided to collect the muddy water for further treatment.	8 Mar 16	/
	8 Mar 16	Oil container without drip tray was observed at Area 2.	Contractor was reminded to store the chemical materials inside the drip tray for prevention of chemical leakage.	Oil container was removed by contractor at Area 2.	15 Mar 16	/
	15 Mar 16	Minor mud track was observed between washing bay and gate 1.	Contractor was reminded to clean the haul road and increase the frequencies of cleaning of vehicle wheels.	Minor mud track between washing bay and gate 1 was cleaned by contractor.	22 Mar 16	/
	15 Mar 16	Exposed earth was observed near nullah at Area 3.	Contractor was reminded to provide proper mitigation measures or cover with tarpaulin sheet for prevention of surface run off.	Exposed earth near the nullah was covered with tarpaulin sheet to prevent surface run off.	22 Mar 16	/
	22 Mar 16	Surface runoff was observed discharging into nullah at Area 2.	Contractor was advised to provide sand bay barrier and review the wastewater treatment system to prevent surface runoff entering into	Sand bag barrier was provided to prevent the surface runoff entering into nullah at Area 2.	29 Mar 16	/

Parameters	Date	Findings	Advice from ET	Action taken	Closing date	Remarks
			nullah			
	22 & 29 Mar 16	Muddy water was observed discharging into Kai Tak Nullah at Area 2.	Contractor was advised to provide proper mitigation measures and review the wastewater treatment system before discharging of site water.	Follow-up action will be inspected during next reporting month.	N/A	/
Waste / Chemical Management	N/A	N/A	N/A	N/A	N/A	/
Cultural Heritage	N/A	N/A	N/A	N/A	N/A	/
Landscape and Visual	N/A	N/A	N/A	N/A	N/A	/
Permits/ Licenses	N/A	N/A	N/A	N/A	N/A	/

7 Environmental Non-Conformance

7.1 Summary of Environmental Exceedances

No breaches of Action and Limit levels were recorded in the reporting month.

7.2 Summary of Environmental Non-Compliance

No environmental non-compliance was recorded in the reporting month.

7.3 Summary of Environmental Complaint

A Complaint received on 25th February 2016 was referred from EPD on 3rd March 2016 regarding mud disposed from the vehicle leaving construction site to the Concorde Road which affecting the road condition and made the road muddy. ET carried out the investigation on 8th March 2016 to resolve the concern.

7.4 Summary of Environmental Summon and Successful Prosecution

A notification of summon received was issued on 5th January 2016, regarding an incident on 13th July 2015. Contractor had attended to the Court on 3rd March 2016 and the trial was schedule on 9th May 2016.

The cumulative log for environmental exceedance, non-compliance, complaint and summon and successful prosecution since the commencement of the Project is presented in **Appendix H**.

8 Future Key Issues

The major construction activities in the coming month will include:

- Open cut tunnel: Area 1 backfilling, roof concrete casting, base slab concrete casting, water proof spraying to wall and roof in tunnel
- Cut and cover tunnel: Luanching and receiving shafts backfilling, tunnel tracks defect rectification, shoring dismantling, uptrack walkway construction, uptrack and downtrack cleaning and defect rectification, wall and roof construction, excavation of existing haul road, base slab construction
- Station: Lower ground slab and wall formwork erection, drain pipe laying, strut dismantling, backfilling
- Mined tunnel: Waterproofing works

Potential environmental impacts arising from the above construction activities are mainly associated with dust, construction noise, water quality and waste management. The Contractor has been reminded to properly implement dust, construction noise and water quality control measures as well as proper waste management in order to minimize the potential environmental impacts due to the construction works of the Project.

9 Conclusions and Recommendations

9.1 Conclusions

This is the thirty fourth monthly Environmental Monitoring and Audit (EM&A) Report presenting the EM&A works undertaken during 1st March 2016 to 31st March 2016 in accordance with the EM&A Manual and the requirement under EP-438/2012/J.

5 nos. of environmental site inspections were carried out in this reporting month. Recommendations on remedial actions were given to the Contractor for the deficiencies identified during the site audit.

A notification of summon received was issued on 5th January 2016, regarding an incident on 13th July 2015. Contractor had attended to the Court on 3rd March 2016 and the trial was schedule on 9th May 2016.

A Complaint received on 25th February 2016 was referred from EPD on 3rd March 2016 regarding mud disposed from the vehicle leaving construction site to the Concorde Road which affecting the road condition and made the road muddy. ET carried out the investigation on 8th March 2016 to resolve the concern.

No exceedances, non-compliance event and summons/prosecution were received during the reporting period.

The ET will keep tracking of the EM&A programme to ensure compliance of environmental requirements and the proper implementation of all the necessary mitigation measures.

9.2 Recommendations

According to the environmental audit performed in the reporting month, the following recommendations were made:

Noise Impact

- Wrap the breaker tip with sound absorptive material for noise reduction

Air Quality Impact

- Implement water spraying during rock breaking work

- Provide 3-sides shelter and top during cement mixing work

Water Quality Impact

- Clean the haul road regularly and increase the frequencies of cleaning of wheel washing bay to prevent soil deposition
- Provide proper mitigation measure to exposed earth for avoiding of surface run off
- Provide drip tray for chemical container.
- Operate the wastewater treatment facility and treat site water for prevention of surface run off.
- Treat the site water before discharging into nullah.

Chemical Management

- N/A

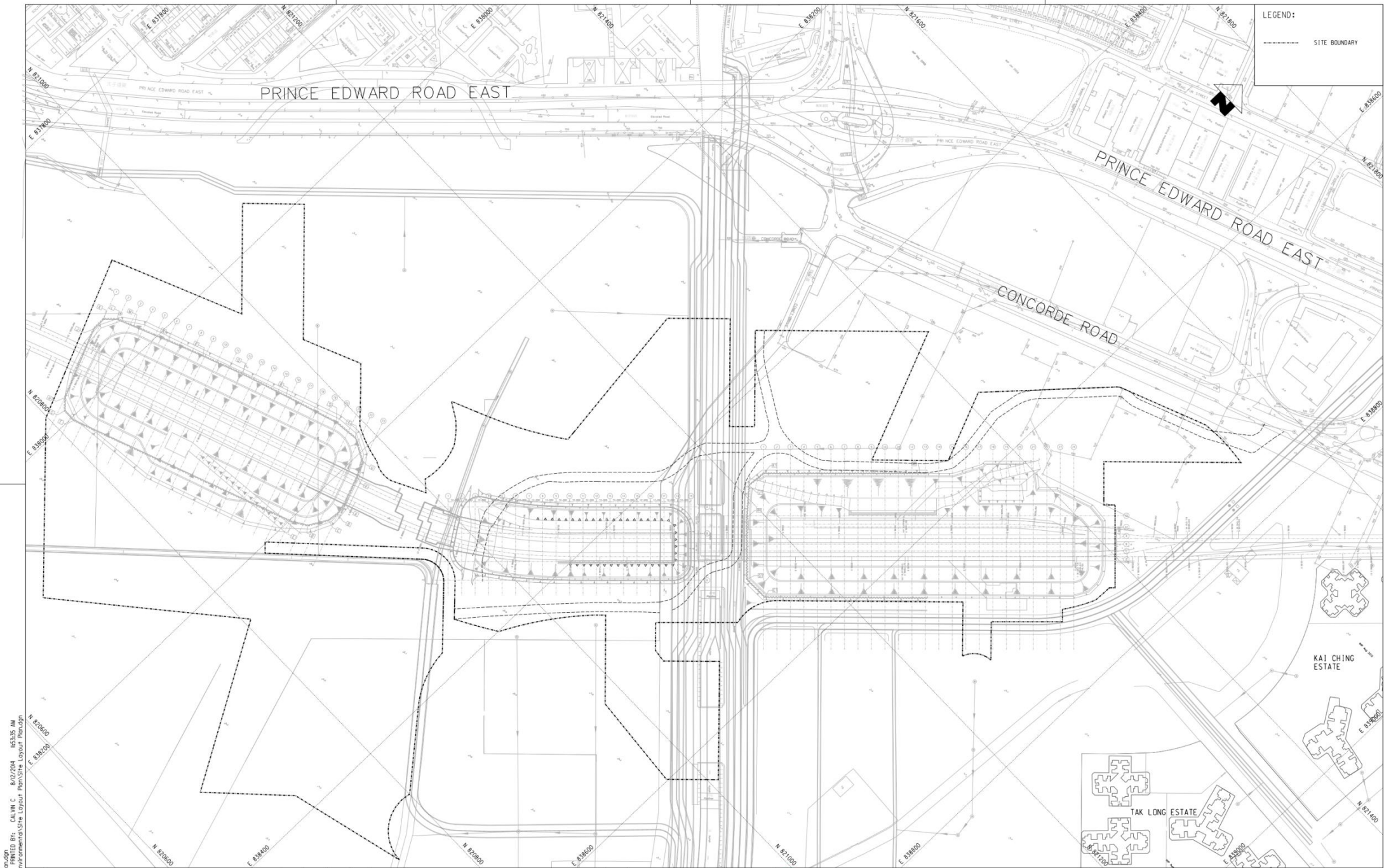
Waste Management

- N/A

Cultural Heritage

- N/A

Appendix A – Site Location Plan



LEGEND:

----- SITE BOUNDARY

PLOT DRW: \\Site Layout Plan.dgn
 MODELNAME: E:\1008\Kai Tak Station and Associated Tunnels\Site Layout Plan.dgn
 PRINTED BY: CALVIN C 8/27/2014 8:53:35 AM
 FILENAME: E:\1008\Kai Tak Station and Associated Tunnels\Site Layout Plan.dgn

DRAWN	CC
DESIGNED	KW
CHECKED	ET
APPROVED	BW
DATE	11/AUG/2014

MTR

ORIGINATOR

SHATIN TO CENTRAL LINK

Kaden
 Kaden - Chun Wo Joint Venture

TITLE
CONTRACT 1108
KAI TAK STATION AND ASSOCIATED TUNNELS
 SITE LAYOUT PLAN

SCALE
 1 : 1500 (A1)

DRAWING NO.
 SITE LAYOUT PLAN

REV.
 A

REV	DESCRIPTION	BY	DATE	APPROVED	REV	DESCRIPTION	BY	DATE	APPROVED
A	FIRST SUBMISSION	KW	11/08/14	BW					

DO NOT SCALE DRAWINGS. ALL DIMENSIONS SHALL BE VERIFIED ON SITE.
 NO REPRODUCTION OR LIMITED 2008 COPYRIGHT IN RESPECT OF THIS DRAWING OR DOCUMENT IS OWNED BY THE MTR CORPORATION LIMITED OR ANY PART OF IT.
 NO REPRODUCTION OF THIS DRAWING OR DOCUMENT OR ANY PART OF IT SHALL BE MADE WITHOUT THE WRITTEN CONSENT OF THE MTR CORPORATION LIMITED.

CADD REF. Site Layout Plan.dgn

Appendix B – Construction Programme

Activity ID	Activity Name	Activity % Complete	Start	Finish	March					April					May					June					July	
					29	07	14	21	28	04	11	18	25	02	09	16	23	30	06	13	20	27	04	11		
Contract 1108 Kai Tak Station and Associated Tunnels																										
Contractual Dates and Project Key Dates																										
Critical Dates																										
Schedule of Options																										
Latest Exercising Date																										
01108.CDO1a-ED	Option 1a - Temporary passenger access roads within KTD & EVA above KAT- Latest Exercising Date (31-Dec-15)	0%	31-Mar-16*																							
01108.CDO1b-ED	Option 1b - Temporary passenger access road to connect Entrance D - Latest Exercising Date (31-Dec-15)	0%	31-Mar-16*																							
01108.CDO2a-ED	Option 2a - Roads L9 & L16 & Associated Works, except the works in Options 2b & 2c - Latest Exercising Date (31-Mar-15)	0%	31-Mar-16*																							
01108.CDO2b-ED	Option 2b - Landscape hardwork, irrigation facilities, softworks & pavers - Latest Exercising Date (31-Mar-15)	0%	31-Mar-16*																							
01108.CDO2c-ED	Option 2c - Establishment works of the landscape softworks in Option 2b - Latest Exercising Date (31-Mar-15)	0%	31-Mar-16*																							
Specified Parts Completion of the Works (General Damages Applicable)																										
01108.CD3C	3C - Complete backfill of KAT station (Grid 12-19) & ready for EMSD/DCS contractor for laying DCS pipe (Wk.09/15, 01-Mar-15)	0%		08-Apr-16*																						
01108.CD3D	3D - Complete backfill to ex. ground level of necessary station area for CLP cable lead-in (Wk.33/15, 16-Aug-15)	0%		08-Apr-16*																						
IPS Milestone Dates																										
Cost Centre B - Kai Tak Station, Entrances and Adits																										
01108.MSB07b	B7 - Complete backfill to Ground Level (Week No. 33/15, 16-Aug-15)	0%		08-Apr-16																						
Cost Centre E - Option 1 - Temporary Passenger Access Road																										
01108.MSE02	E2 - Shop drawings & material submissions approved (Week No. 11/16, 20-Mar-16)	0%		28-May-16																						
Cost Centre F - Option 2 - CEDD Works for Roads L9 & L16 and Associated Works																										
01108.MSF01	F1 - Contractor's d wgs submission schedule & All permanent works Material Control Schedule approved (WN.33/15, 16-Aug-15)	0%		06-May-16																						
01108.MSF02	F2 - Shop drawings & material submissions approved (Week No. 50/15, 13-Dec-15)	0%		13-Jun-16																						
Cost Centre G - Option 3 - CEDD Entrusted Works for Reconstruction & Upgrading of Kai Tak Nullah																										
01108.MSG03	G3 - Complete works for reconstruction & upgrading of Kai Tak Nullah-MTRC&CEDD Inspect. at 1108.W9 (WN.39/15, 27-Sep-15)	0%		24-Jun-16																						
Schedule of Access & Vacate Dates for Works Areas																										
Possession Dates																										
Works Areas																										
01108.ACW05	Works Area 1108.W5 (04-Jan-16)	0%	31-Mar-16*																							
Vacation Dates																										
Works Areas																										
01108.VAW08	Works Area 1108.W8 (31-Jul-15)	0%		31-Mar-16*																						
01108.VAW10	Works Area 1108.W10 (31-Jul-15)	0%		31-Mar-16*																						
01108.VAWA3	Works Area 1108.A3 (31-Dec-14)	0%		18-Apr-16*																						
A - Preliminaries																										
B - Kai Tak Station, Entrances and Adits																										
B1 KAT Station																										
B1.3 Station - U/G C&S Works (Below Concourse Level Soffit)																										
Metalworks, BWIC with Services and BS Works																										
01108.STN.BW12-24	GL 12~24 BWIC and BS works	90%	28-Feb-15 A	09-Apr-16																						
01108.STN.BW04-12	GL 04~12 BWIC and BS works	90%	28-Feb-15 A	07-Apr-16																						
01108.STN.BW00-04	GL 00-04 BWIC and BS works	0%	08-Apr-16	28-May-16																						
B1.4 Station U/G C&S Works (Concourse Level and Above)																										
Backfilling																										
Backfilling to Lower Ground Level																										
01108.STN.BF14-16.2	GL 14~16 Backfill and compaction, 9710 m3	95%	04-May-15 A	01-Apr-16																						
01108.STN.BF16-19.2	GL 16~19 Backfill and compaction, 9710 m3	85%	01-Jun-15 A	07-Apr-16																						
01108.STN.BF19-21.2	GL 19~21 Backfill and compaction, 9400 m3	90%	11-Jun-15 A	05-Apr-16																						
01108.STN.BF00-02.2	GL 00~02 Backfill and compaction, 5490 m3	90%	06-Oct-15 A	01-Apr-16																						
Backfilling to Finish Ground Level																										
01108.STN.BF12-14.3	GL 12~14 Backfill and compaction, 8240 m3	95%	03-Mar-15 A	01-Apr-16																						
01108.STN.BF10-12.3	GL 10~12 Backfill and compaction, 8240 m3	95%	03-Mar-15 A	01-Apr-16																						
01108.STN.BF06-08.3	GL 06~08 Backfill and compaction, 8240 m3	95%	03-Mar-15 A	01-Apr-16																						
01108.STN.BF14-16.3	GL 14~16 Backfill and compaction, 8240 m3	90%	08-Apr-15 A	05-Apr-16																						
01108.STN.BF16-19.3	GL 16~19 Backfill and compaction, 8240 m3	80%	18-Apr-15 A	08-Apr-16																						
01108.STN.BF19-21.3	GL 19~21 Backfill and compaction, 7840 m3	80%	08-Jul-15 A	08-Apr-16																						

▲ Milestone
 ▲ Critical Milestone
 ■ Critical Remaining Work
 ■ Remaining Work
 ■ Remaining Level of Effort

— RMP Rev F
 ▨ Last Report
 ■ Actual Work

Contract 1108
Kai Tak Station and Associated Tunnels
3-months Rolling Programme (March 2016)



Activity ID	Activity Name	Activity % Complete	Start	Finish	March							April				May				June			July	
					36							37				38				39			40	
					29	07	14	21	28	04	11	18	25	02	09	16	23	30	06	13	20	27	04	11
01108.STN.BF04-06.3	GL 04~06 Backfill and compaction, 8240 m3	90%	30-Jul-15 A	05-Apr-16	[Gantt bar: 30-Jul-15 to 05-Apr-16]																			
01108.STN.BF21-24.3	GL 21~24 Backfill and compaction, 7970 m3	90%	03-Aug-15 A	05-Apr-16	[Gantt bar: 03-Aug-15 to 05-Apr-16]																			
01108.STN.BF00-02.3	GL 00~02 Backfill and compaction, 6040 m3	75%	03-Oct-15 A	07-Apr-16	[Gantt bar: 03-Oct-15 to 07-Apr-16]																			
01108.STN.BF02-04.3	GL 02~04 Backfill and compaction, 7240 m3	80%	03-Oct-15 A	06-Apr-16	[Gantt bar: 03-Oct-15 to 06-Apr-16]																			
01108.MSB07bP	Completion of Station backfill and compaction for outside works - Programmed	0%		07-Apr-16	[Milestone: 07-Apr-16]																			
01108.CD3CP	Complete backfill of KAT station (Grid 12-19) for EMSD/DCS contractor for DCS pipe laying - Programmed	0%		08-Apr-16	[Milestone: 08-Apr-16]																			
01108.CD3DP	Completion of Station backfill to ex. ground level of necessary station for CLP cable lead-in - Programmed	0%		08-Apr-16	[Milestone: 08-Apr-16]																			
01108.IFDCS.1P	District Cooling System - Works Areas 1108.W1 & 1108.W2 (01-Mar-15) - Programmed	0%		08-Apr-16	[Milestone: 08-Apr-16]																			
Water Tanks & CLP Transformer Rooms																								
CLP Transformer Rooms																								
01108.STN.CP210	CLP Transformer Rooms 3~6 - ABWF Works	80%	02-Nov-15 A	16-Apr-16	[Gantt bar: 02-Nov-15 to 16-Apr-16]																			
01108.STN.CP220	CLP Transformer Rooms 1~2 - ABWF Works	45%	30-Nov-15 A	03-May-16	[Gantt bar: 30-Nov-15 to 03-May-16]																			
01108.STN.CP010	CLP Transformer Rooms 3~6 (GL 17-21/B-D) and Dedicated Access 2 (and LV Switch Room) - Walls, etc.	0%	31-Mar-16	30-Jun-16	[Gantt bar: 31-Mar-16 to 30-Jun-16]																			
01108.STN.CP020	CLP Transformer Rooms 1~2 (GL A1-A2/1-4) and Dedicated Access 1 (and LV Switch Room) - Walls, etc.	0%	14-Apr-16	25-Jun-16	[Gantt bar: 14-Apr-16 to 25-Jun-16]																			
01108.STN.CP015	CLP Transformer Rooms Dedicated Access 2 (GL 17-19/D-D1) - Walls, etc.	0%	04-May-16	10-Jun-16	[Gantt bar: 04-May-16 to 10-Jun-16]																			
01108.STN.CP110	CLP Transformer Rooms 3~6 - BS Works	0%	20-May-16	11-Aug-16	[Gantt bar: 20-May-16 to 11-Aug-16]																			
01108.STN.CP115	CLP Transformer Rooms Dedicated Access 2 - BS Works	0%	10-Jun-16	16-Jul-16	[Gantt bar: 10-Jun-16 to 16-Jul-16]																			
01108.STN.CP120	CLP Transformer Rooms 1~2 - BS Works	0%	27-Jun-16	22-Aug-16	[Gantt bar: 27-Jun-16 to 22-Aug-16]																			
Metalworks, BWIC with Services and BS Works																								
01108.STN.BW120	KAT Concourse level - BWIC with services	50%	15-Jul-15 A	28-Apr-16	[Gantt bar: 15-Jul-15 to 28-Apr-16]																			
01108.STN.BW130	KAT Concourse level - BS works	50%	15-Jul-15 A	28-Apr-16	[Gantt bar: 15-Jul-15 to 28-Apr-16]																			
01108.STN.BW110	KAT Concourse level - Elect hoisting beams, 5,99t	50%	29-Sep-15 A	28-Apr-16	[Gantt bar: 29-Sep-15 to 28-Apr-16]																			
01108.STN.BW220	KAT Concourse level - BWIC with services	0%	31-Mar-16	13-May-16	[Gantt bar: 31-Mar-16 to 13-May-16]																			
01108.STN.BW230	KAT Concourse level - BS works	0%	31-Mar-16	13-May-16	[Gantt bar: 31-Mar-16 to 13-May-16]																			
B1.5 Station - A/G C&S Works (Vent Shaft)																								
Souther Vent Shaft																								
01108.STN.SS030	Drainage	60%	04-Dec-15 A	12-Apr-16	[Gantt bar: 04-Dec-15 to 12-Apr-16]																			
B1.6 Station - Station - A/G C&S Works (Entrance D & DEE)																								
Entrance D																								
01108.STN.ED040	Metal works	0%	14-Apr-16	25-Jun-16	[Gantt bar: 14-Apr-16 to 25-Jun-16]																			
Designated Emergency Entrance (DEE)																								
01108.STN.DE010	Suspended slabs and beams	35%	03-Aug-15 A	23-Apr-16	[Gantt bar: 03-Aug-15 to 23-Apr-16]																			
01108.STN.DE020	External walls, columns and walls	0%	31-Mar-16	06-May-16	[Gantt bar: 31-Mar-16 to 06-May-16]																			
01108.STN.DE030	Drainage	0%	15-Apr-16	06-May-16	[Gantt bar: 15-Apr-16 to 06-May-16]																			
B1.7 Station - ABWF Works (Below Concourse Level Soffit)																								
ABWF Works - Degree 1 of Completion																								
01108.STN.CD4A1P3a	KAT Platform level - GL 4~1 Degree 1 of completion - Blockwork, partition wall, plastering, finish, staircase, etc.	95%	28-Feb-15 A	02-Apr-16	[Gantt bar: 28-Feb-15 to 02-Apr-16]																			
ABWF Works - Degree 2 of Completion																								
01108.STN.CD4A2P3a	KAT Platform level - GL 4~1 Degree 2 of completion - Door, wall & ceiling frame/support, strut. steel, finish, fixture, etc.	95%	02-Jun-15 A	05-Apr-16	[Gantt bar: 02-Jun-15 to 05-Apr-16]																			
01108.STN.CD4A2P2a	KAT Platform level - GL 12~4 Degree 2 of completion - Door frame, m. staircase, strut. steel, fixture, etc.	95%	03-Aug-15 A	02-Apr-16	[Gantt bar: 03-Aug-15 to 02-Apr-16]																			
01108.STN.CD4A2P1a	KAT Platform level - GL 24~12 Degree 2 of completion - Door frame, m. staircase, strut. steel, fixture, etc.	95%	03-Aug-15 A	02-Apr-16	[Gantt bar: 03-Aug-15 to 02-Apr-16]																			
01108.CD4A2P	KAT Platform level - Degree 2 of completion (Week No. 33/15, 16-Aug-15) - Programmed	0%		28-May-16	[Milestone: 28-May-16]																			
ABWF Works - Degree 3 of Completion																								
01108.STN.CD4A3P1a	KAT Platform level GL 24~12 Degree 3 of completion - Int.&ext. to ceiling/wall/floor finish, incl. lift lobby, etc.	15%	03-Oct-15 A	20-May-16	[Gantt bar: 03-Oct-15 to 20-May-16]																			
01108.STN.CD4A3P2a	KAT Platform level GL 12~4 Degree 3 of completion - Int.&ext. to ceiling/wall/floor finish, incl. lift lobby, etc.	30%	07-Oct-15 A	11-May-16	[Gantt bar: 07-Oct-15 to 11-May-16]																			
01108.STN.CD4A3P3a	KAT Platform level GL 4~1 Degree 3 of completion - Int.&ext. to ceiling/wall/floor finish, incl. lift lobby, tc.	15%	11-Nov-15 A	15-Jun-16	[Gantt bar: 11-Nov-15 to 15-Jun-16]																			
01108.STN.CD4A3P1b	KAT Platform level GL 24~12 Degree 3 of completion - Glazing, permanent door, ironmongery, etc.	0%	20-May-16	18-Jul-16	[Gantt bar: 20-May-16 to 18-Jul-16]																			
01108.STN.CD4A3P2b	KAT Platform level GL 12~4 Degree 3 of completion - Glazing, permanent doors, ironmongery, etc.	0%	03-Jun-16	01-Aug-16	[Gantt bar: 03-Jun-16 to 01-Aug-16]																			
B1.8 Station - ABWF Works (Concourse Level and Above)																								
ABWF Works - Degree 1 of Completion																								
01108.STN.CD4B1P1a	KAT Concourse level, exclude 4G - GL 24~12 Degree 1 of completion - Blockwork, partition wall, plastering, etc.	80%	10-Feb-15 A	14-Apr-16	[Gantt bar: 10-Feb-15 to 14-Apr-16]																			
01108.STN.CD4B1P2a	KAT Concourse level, exclude 4G - GL 12~4 Degree 1 of completion - Blockwork, partition wall, plastering, etc.	80%	10-Feb-15 A	14-Apr-16	[Gantt bar: 10-Feb-15 to 14-Apr-16]																			
01108.STN.CD4B1P3a	KAT Concourse level, exclude 4G - GL 4~1 Degree 1 of completion - Blockwork, part. wall, plastering, finish, staircase, etc.	35%	03-Oct-15 A	18-May-16	[Gantt bar: 03-Oct-15 to 18-May-16]																			
01108.STN.CD4B1P1b	KAT Concourse level, exclude 4G - GL 24~12 Degree 1 of completion - E&M opening, finish, staircase, shaft & pit, etc.	0%	15-Apr-16	27-Jun-16	[Gantt bar: 15-Apr-16 to 27-Jun-16]																			
01108.STN.CD4B1P2b	KAT Concourse level, exclude 4G - GL 12~4 Degree 1 of completion - E&M opening, finish, staircase, shaft & pit, etc.	0%	29-Apr-16	12-Jul-16	[Gantt bar: 29-Apr-16 to 12-Jul-16]																			
ABWF Works - Degree 2 of Completion																								

▲ Milestone
 ▲ Critical Milestone
 [Pink bar] Critical Remaining Work
 [Green bar] Remaining Work
 [Blue bar] Remaining Level of Effort
 [Green bar] RMP Rev F
 [Blue bar] Last Report
 [Blue bar] Actual Work

Contract 1108
Kai Tak Station and Associated Tunnels
3-months Rolling Programme (March 2016)



Activity ID	Activity Name	Activity % Complete	Start	Finish	March					April					May					June					July	
					29	07	14	21	28	04	11	18	25	02	09	16	23	30	06	13	20	27	04	11		
01108.STN.CD4B2P1a	KAT Concourse level, exclude 4G - GL 24~12 Degree 2 of completion - Blockwork, partition wall, plastering, etc.	0%	28-Jun-16	06-Sep-16																						
B1.9 Station- ABWF Works (A/G Vent Shaft)																										
01108.STN.VS110	Floor finishes	0%	31-Mar-16	24-Jun-16																						
01108.STN.VS120	Wall finishes	0%	25-Apr-16	19-Jul-16																						
01108.STN.VS130	Ceiling finishes	0%	01-Jun-16	23-Aug-16																						
B1.10 Station - ABWF (A/G Entrance D & DEE)																										
01108.STN.ED060	Escalators - ABWF Works	0%	21-Apr-16	04-Jul-16																						
01108.STN.DE060	Lift - ABWF Works	0%	07-May-16	19-Jul-16																						
01108.STN.ED070	E&M Works for Escalators installation	0%	28-May-16	08-Aug-16																						
01108.STN.DE070	E&M Works for Lift installation	0%	06-Jun-16	16-Aug-16																						
B2 Entrance A, Adit & SEE																										
B2.1 Entrance A, Adit & SEE - Excavation																										
Temporary Works																										
01108.STN.DN04.3.2	Entrance A & SEE - Design Revision, if required, & Submit to RDO/ BD/ GEO	0%	31-Mar-16	30-Apr-16																						
01108.STN.DN04.3.3	Entrance A & SEE - Design No-adverse-comment by RDO/ BD/ GEO	0%	03-May-16	07-Jun-16																						
Excavation																										
01108.STN.EX610	Excavation, 4000 m3 for Adit & See	95%	21-May-15 A	31-Mar-16																						
B2.2 Entrance A, Adit & SEE - C&S Works																										
Entrance A, Adit and SEE																										
01108.STN.EA010	Suspended slabs and beams for Entrance A	45%	27-Dec-15 A	04-May-16																						
01108.STN.EA020	External walls, columns and walls for Entrance A	30%	15-Feb-16 A	04-May-16																						
01108.STN.EA90	Metal works and finishes for Adit & See	0%	31-Mar-16	24-Jun-16																						
01108.STN.EA040	Metal works and finishes for Entrance A	0%	31-Mar-16	31-May-16																						
01108.STN.EA100	Drainage for Adit & See	0%	31-Mar-16	12-May-16																						
01108.STN.EA030	Drainage for Entrance A	0%	11-Apr-16	23-May-16																						
01108.STN.PF610	Backfill and compaction, 3165 m3 for Adit & See	0%	13-May-16	24-Jun-16																						
01108.STN.PF600	Backfill and compaction, 3165 m3 for Entrance A	0%	24-May-16	14-Jun-16																						
B2.3 Entrance A, Adit & SEE - ABWF Works																										
Entrance A, Adit and SEE																										
01108.STN.EA050	ABWF Works	0%	31-Mar-16	27-Jun-16																						
01108.STN.EA070	E&M Works for Escalators installation	0%	25-Jun-16	19-Sep-16																						
KAT Entrances & SEE ABWF																										
01108.STN.CD4C1	KAT Entrances & SEE - Works for Degree 1 of completion	0%	05-May-16	28-Jul-16																						
B3 Entrance B and Adit																										
B3.1 Entrance B and Adit - C&S Works																										
Entrance B and Adit																										
01108.STN.EB030	Suspended slabs and beams	85%	02-Oct-15 A	11-Apr-16																						
01108.STN.EB050	Drainage	0%	31-Mar-16	06-May-16																						
01108.STN.EB060	Metal works and finishes	0%	07-May-16	02-Aug-16																						
B3.2 Entrance B and Adit - ABWF Works																										
Entrance B and Adit																										
01108.STN.EB110	ABWF Works	10%	04-Jan-16 A	04-Jun-16																						
C - South Approach Tunnel																										
C1 Open Cut Tunnels (U=341m; D=340m)																										
C1.2 Excavation																										
C1.2.2 Temporary Works																										
Temporary Works Design & Approval																										
01108.OCT.DN06.2.3	Open Cut (CH 99222 to 99257, Interface with C1109) - Design - No-adverse-comment by RDO/ BD/ GEO	90%	24-Apr-15 A	02-Apr-16																						
Dewatering and Observation Wells																										
01108.OCT.DW0020	Ch 99080 to Ch 99185 Dewatering operations & maintenance, additional 21 nos. 4" submersible pumps	10%	30-Apr-14 A	20-Jul-17																						
01108.OCT.DW0030	Ch 99185 to Ch 99218 Dewatering operations & maintenance, additional 13 nos. 4" submersible pumps	55%	01-Nov-14 A	10-Nov-16																						
C1.3 C&S Works																										
Tunnel Construction CH 98975 to CH99217																										
Internal C&S Works																										
01108.OCT.IC9164	CH 99143~99164 Track level concrete works & finishes	80%	15-Jul-15 A	01-Apr-16																						

△ Milestone	— RMP Rev F
▲ Critical Milestone	▨ Last Report
█ Critical Remaining Work	█ Actual Work
█ Remaining Work	
█ Remaining Level of Effort	

Contract 1108
Kai Tak Station and Associated Tunnels
3-months Rolling Programme (March 2016)

3 of 8





Kaden – Chun Wo Joint Venture

Activity ID	Activity Name	Activity % Complete	Start	Finish	March							April							May							June							July													
					36							37							38							39							40													
					29	07	14	21	28	04	11	18	25	02	09	16	23	30	06	13	20	27	04	11	18	25	02	09	16	23	30	06	13	20	27	04	11	18	25	02	09	16	23	30	06	13
01108.OCT.IC9185	CH 99164~99185 Track level concrete works & finishes	40%	14-Aug-15 A	07-Apr-16	[Gantt bar: 14-Aug-15 A to 07-Apr-16]																																									
01108.OCT.IC9206	CH 99185~99206 Track level concrete works & finishes	0%	08-Apr-16	19-Apr-16	[Gantt bar: 08-Apr-16 to 19-Apr-16]																																									
01108.OCT.IC9217	CH 99206~99217 Track level concrete works & finishes	0%	20-Apr-16	30-Apr-16	[Gantt bar: 20-Apr-16 to 30-Apr-16]																																									
Waterproofing Works																																														
01108.OCT.WP9185	CH 99164~99185 2-coat spray, 75mm screed & 75mm m b bc kworks, 2 x 2 x 10.5mL	40%	05-Nov-14 A	12-Apr-16	[Gantt bar: 05-Nov-14 A to 12-Apr-16]																																									
01108.OCT.WP9164	CH 99143~99164 2-coat spray, 75mm screed & 75mm m b bc kworks, 2 x 2 x 10.5mL	65%	08-Nov-14 A	07-Apr-16	[Gantt bar: 08-Nov-14 A to 07-Apr-16]																																									
01108.OCT.WP9206	CH 99185~99206 2-coat spray, 75mm spray & 75mm blockworks, 2 x 2 x 10.5mL	0%	21-Apr-16	10-May-16	[Gantt bar: 21-Apr-16 to 10-May-16]																																									
01108.OCT.WP9217	CH 99206~99217 2-coat spray, 75mm screed & 75mm m b bc kworks, 2 x 10.5mL	0%	04-May-16	16-May-16	[Gantt bar: 04-May-16 to 16-May-16]																																									
Drainage																																														
01108.OCT.DR9227	CH 98975~99217 U-channel, pipe laying, catch pits	0%	31-Mar-16	13-Jun-16	[Gantt bar: 31-Mar-16 to 13-Jun-16]																																									
Tunnel Construction CH 99217 to CH 99257 (Interface with C1109)																																														
Internal C&S Works																																														
01108.OCT.IC9238	CH 99217~99238 Track level concrete works & finishes	0%	03-May-16	11-May-16	[Gantt bar: 03-May-16 to 11-May-16]																																									
01108.OCT.IC9257	CH 99238~99257 Track level concrete works & finishes	0%	12-May-16	21-May-16	[Gantt bar: 12-May-16 to 21-May-16]																																									
Waterproofing Works																																														
01108.OCT.WP9257	CH 99238~99257 2-coat spray, 75mm screed & 75mm m b bc kworks, 2 x 2 x 9.82mL	0%	31-Mar-16	08-Apr-16	[Gantt bar: 31-Mar-16 to 08-Apr-16]																																									
01108.OCT.WP9238	CH 99217~99238 2-coat spray, 75mm screed & 75mm m b bc kworks, 2 x 2 x 10.5mL	0%	17-May-16	24-May-16	[Gantt bar: 17-May-16 to 24-May-16]																																									
Drainage																																														
01108.OCT.DR9257	CH 99217~99257 U-channel, pipe laying, catch pits	0%	03-May-16	24-May-16	[Gantt bar: 03-May-16 to 24-May-16]																																									
01108.OCT.DR9247	CH 98248~98996 U-channel, pipe laying, catch pits	0%	07-May-16	04-Jun-16	[Gantt bar: 07-May-16 to 04-Jun-16]																																									
Backfill and Compaction																																														
Backfill and Compaction Works CH 98975 to CH 99217																																														
Formation Level to Finish Ground Level																																														
01108.OCT.BF9143	CH 99122~99143 Backfill and compaction	60%	23-Jan-15 A	18-Apr-16	[Gantt bar: 23-Jan-15 A to 18-Apr-16]																																									
01108.OCT.BF9122	CH 99101~99122 Backfill and compaction	75%	03-Feb-15 A	11-Apr-16	[Gantt bar: 03-Feb-15 A to 11-Apr-16]																																									
01108.OCT.BF9059	CH 99038~99059 Backfill and compaction	75%	31-Mar-15 A	11-Apr-16	[Gantt bar: 31-Mar-15 A to 11-Apr-16]																																									
01108.OCT.BF9101	CH 99080~99101 Backfill and compaction	70%	31-Mar-15 A	13-Apr-16	[Gantt bar: 31-Mar-15 A to 13-Apr-16]																																									
01108.OCT.BF9080	CH 99059~99080 Backfill and compaction	70%	31-Mar-15 A	12-Apr-16	[Gantt bar: 31-Mar-15 A to 12-Apr-16]																																									
01108.OCT.BF9038	CH 99017~99038 Backfill and compaction	65%	24-Jun-15 A	14-Apr-16	[Gantt bar: 24-Jun-15 A to 14-Apr-16]																																									
01108.OCT.BF8996	CH 98975~98996 Backfill and compaction	65%	10-Oct-15 A	15-Apr-16	[Gantt bar: 10-Oct-15 A to 15-Apr-16]																																									
01108.OCT.BF9017	CH 98996~99017 Backfill and compaction	80%	16-Oct-15 A	08-Apr-16	[Gantt bar: 16-Oct-15 A to 08-Apr-16]																																									
01108.OCT.BF9164	CH 99143~99164 Backfill and compaction	0%	18-Apr-16	19-May-16	[Gantt bar: 18-Apr-16 to 19-May-16]																																									
01108.OCT.BF9185	CH 99164~99185 Backfill and compaction	0%	19-May-16	17-Jun-16	[Gantt bar: 19-May-16 to 17-Jun-16]																																									
01108.OCT.BF9206	CH 99185~99206 Backfill and compaction	0%	17-Jun-16	18-Jul-16	[Gantt bar: 17-Jun-16 to 18-Jul-16]																																									
CSMM Backfill																																														
01108.OCT.BF9059c	CH 99038~99059 CSMM backfill, 21mL x 78m2, total 1638 m3	50%	17-Sep-15 A	08-Apr-16	[Gantt bar: 17-Sep-15 A to 08-Apr-16]																																									
01108.OCT.BF9101c	CH 99080~99101 CSMM backfill, 21mL x 78m2, total 1638 m3	0%	31-Mar-16	18-Apr-16	[Gantt bar: 31-Mar-16 to 18-Apr-16]																																									
01108.OCT.BF9122c	CH 99101~99122 CSMM backfill, 21mL x 78m2, total 1638 m3	0%	31-Mar-16	18-Apr-16	[Gantt bar: 31-Mar-16 to 18-Apr-16]																																									
01108.OCT.BF8996c	CH 98975~98996 CSMM backfill, 21mL x 78m2, total 1638 m3	0%	31-Mar-16	18-Apr-16	[Gantt bar: 31-Mar-16 to 18-Apr-16]																																									
01108.OCT.BF9017c	CH 98996~99017 CSMM backfill, 21mL x 78m2, total 1638 m3	0%	31-Mar-16	18-Apr-16	[Gantt bar: 31-Mar-16 to 18-Apr-16]																																									
01108.OCT.BF9143c	CH 99122~99143 CSMM backfill, 21mL x 78m2, total 1638 m3	0%	31-Mar-16	18-Apr-16	[Gantt bar: 31-Mar-16 to 18-Apr-16]																																									
01108.OCT.BF9038c	CH 99017~99038 CSMM backfill, 21mL x 78m2, total 1638 m3	0%	31-Mar-16	18-Apr-16	[Gantt bar: 31-Mar-16 to 18-Apr-16]																																									
01108.OCT.BF9080c	CH 99059~99080 CSMM backfill, 21mL x 78m2, total 1638 m3	0%	31-Mar-16	18-Apr-16	[Gantt bar: 31-Mar-16 to 18-Apr-16]																																									
01108.OCT.BF9164c	CH 99143~99164 CSMM backfill, 21mL x 78m2, total 1638 m3	0%	26-Apr-16	13-May-16	[Gantt bar: 26-Apr-16 to 13-May-16]																																									
01108.OCT.BF9185c	CH 99164~99185 CSMM backfill, 21mL x 78m2, total 1638 m3	0%	27-May-16	15-Jun-16	[Gantt bar: 27-May-16 to 15-Jun-16]																																									
01108.OCT.BF9206c	CH 99185~99206 CSMM backfill, 21mL x 78m2, total 1638 m3	0%	27-Jun-16	14-Jul-16	[Gantt bar: 27-Jun-16 to 14-Jul-16]																																									
Backfill and Compaction Works CH 98578 to CH 98636																																														
Formation Level to Finish Ground Level																																														
CSMM Backfill																																														
01108.OCT.BF8599c	CH 98578~98599 CSMM backfill, 21mL x 72.8m2, total 1529 m3	0%	14-Apr-16	26-Apr-16	[Gantt bar: 14-Apr-16 to 26-Apr-16]																																									
01108.OCT.BF8620c	CH 98599~98620 CSMM backfill, 21mL x 72.8m2, total 1529 m3	0%	27-Apr-16	10-May-16	[Gantt bar: 27-Apr-16 to 10-May-16]																																									
01108.OCT.BF8636c	CH 98620~98636 CSMM backfill, 21mL x 72.8m2, total 1529 m3	0%	11-May-16	23-May-16	[Gantt bar: 11-May-16 to 23-May-16]																																									
Backfill and Compaction Works CH 99217 to CH 99257 and C1109 Interface Area																																														
Formation Level to -0.625mPD																																														
01108.OCT.BF9238	CH 99217~99238 Backfill and compaction	0%	25-May-16	11-Jun-16	[Gantt bar: 25-May-16 to 11-Jun-16]																																									
01108.OCT.BF9257	CH 99238~99257 Backfill and compaction, 19.64mL	0%	13-Jun-16	30-Jun-16	[Gantt bar: 13-Jun-16 to 30-Jun-16]																																									

▲ Milestone
 ▲ Critical Milestone
 [Pink bar] Critical Remaining Work
 [Green bar] Remaining Work
 [Blue bar] Remaining Level of Effort

[Blue bar] RMP Rev F
 [Hatched bar] Last Report
 [Blue bar] Actual Work

Contract 1108
Kai Tak Station and Associated Tunnels
3-months Rolling Programme (March 2016)



Activity ID	Activity Name	Activity % Complete	Start	Finish	March							April				May				June				July
					36							37				38				39				40
					29	07	14	21	28	04	11	18	25	02	09	16	23	30	06	13	20	27	04	11
CSMM Backfill																								
01108.OCT.BF9257c	CH99217~99257 CSMM backfill, 40mL x 72.8m2, total 2912 m3	0%	15-Jun-16	13-Jul-16																				
C2 Mined Tunnels (U=20m; D=19m)																								
C2.2 C&S Works																								
C2.2.3 Internal C&S Works																								
01108.MIT.IC9007	D/T0-10m Track level concrete works & finishes	60%	26-Jan-16 A	01-Apr-16																				
01108.MIT.IC9017	D/T 10-20m Track level concrete works & finishes	60%	26-Jan-16 A	01-Apr-16																				
C2.2.4 Tunnel Stitch Joints																								
01108.MIT.BF8877	Backfilling to GL within launching shaft	0%		21-May-16																				
01108.MIT.TC8866s20	U/T CH 98870 Stitch joint at tunnel	0%	21-May-16	27-May-16																				
01108.MIT.TC8898s20	D/T CH 98882 Stitch joint at tunnel	0%	21-May-16	27-May-16																				
C3 Cut and Cover Tunnels (U=297m; D=307m)																								
C3.2 Excavation CH 98650 to CH 98866 and CH 98907 to CH 98975																								
C3.2.2 Temporary Works and ELS																								
Temporary Works Design & Approval																								
01108.CCT.DN05.1b.3	CCT ELS/ Hydraulic (CH 98650 to 98 750)- No-adverse-comment by RDO/ BD/ GEO	95%	20-Aug-13 A	01-Apr-16																				
01108.CCT.DN05.2.3	CCT ELS (CH 98750 to 98976)- Design No-adverse-comment by RDO/ BD/ GEO	95%	23-Dec-13 A	31-Mar-16																				
C3.3 C&S Works																								
Tunnel Construction CH 98650 to CH 98840																								
Top Slabs																								
01108.CCT.TR8750	Trackwork access shaft	0%	01-Apr-16	23-Apr-16																				
Internal C&C Works																								
01108.CCT.IC8741	CH98734~98755 Track level concrete works & finishes	50%	18-Feb-16 A	06-Apr-16																				
01108.CCT.IC8762	CH98755~98776 Track level concrete works & finishes	50%	18-Feb-16 A	06-Apr-16																				
01108.CCT.IC8783	CH98776~98797 Track level concrete works & finishes	50%	18-Feb-16 A	06-Apr-16																				
01108.CCT.IC8804	CH98797~98818 Track level concrete works & finishes	50%	18-Feb-16 A	06-Apr-16																				
Waterproofing Works																								
01108.CCT.WP8762	CH98775~98776 2-coat spary, 75mm screed & 75mm blockworks, 2 x 2 x 10.5mL	0%	31-Mar-16	16-Apr-16																				
01108.CCT.WP8804	CH98797~98818 2-coat spray, 75mm screed & 75mm blockworks, 2 x 2 x 10.5mL	0%	31-Mar-16	16-Apr-16																				
01108.CCT.WP8825	CH98818~98840 2-coat spray, 75mm screed & 75mm blockworks, 2 x 2 x 10.5mL	0%	31-Mar-16	16-Apr-16																				
01108.CCT.WP8783	CH98776~98797 2-coat spray, 75mm screed & 75mm blockworks, 2 x 2 x 10.5mL	0%	01-Apr-16	19-Apr-16																				
Drainage																								
01108.CCT.DR9005	CH98755~98840 U-channel, pipe laying, catch pits, 210mL	0%	18-Apr-16	20-Jun-16																				
Tunnel Construction CH 98928 to CH 98975																								
Internal C&C Works																								
01108.CCT.IC8975	CH98966~98975 Track level concrete works & finishes	50%	12-Dec-15 A	05-Apr-16																				
01108.CCT.IC8947	CH98928~98947 Track level concrete works & finishes	50%	05-Jan-16 A	06-Apr-16																				
01108.CCT.IC8966	CH98947~98966 Track level concrete works & finishes	50%	05-Jan-16 A	06-Apr-16																				
Waterproofing Works																								
01108.CCT.WP8947	CH98928~98947 2-coat spray, 75mm screed & 75mm blockworks, 2 x 2 x 9.5mL	0%	31-Mar-16	20-Apr-16																				
01108.CCT.WP8966	CH98947~98966 2-coat spray, 75mm screed & 75mm blockworks, 2 x 2 x 9.5mL	0%	21-Apr-16	11-May-16																				
01108.CCT.WP8975	CH98966~98975 2-coat spray, 75mm screed & 75mm blockworks, 2 x 9.5mL	0%	12-May-16	04-Jun-16																				
Drainage																								
01108.CCT.DR8985	CH98928~98975 U-channel, pipe laying, catch pits, 50mL	0%	06-Jun-16	06-Jul-16																				
Tunnel Construction CH 98840 to CH 98866 & CH 98907 to CH 98928																								
Base Slabs																								
01108.MSC05PP	C5 - Complete mined tunnels included lining (Week. No. 42/14, 19-Oct-14) - Programmed	0%		31-Mar-16																				
Top Slabs																								
01108.CCT.TR8985	Closing of Opening at top Slab at Receiving shaft	0%	31-Mar-16	08-Apr-16																				
01108.CCT.TR8995	Closing of Opening at top Slab at Launching shaft	0%	31-Mar-16	08-Apr-16																				
Internal C&C Works																								
01108.CCT.IC8928	CH98907~98928 Track level concrete works & finishes	25%	22-Jan-16 A	09-Apr-16																				
01108.CCT.IC8866	CH98840~98866 Track level concrete works & finishes	15%	26-Jan-16 A	11-Apr-16																				
Waterproofing Works																								
01108.CCT.WP8866	CH98840~98866 2-coat spray, 75mm screed & 75mm blockworks, 2 x 10.5+15.5mL	0%	31-Mar-16	21-Apr-16																				
01108.CCT.WP8928	CH98907~98928 2-coat spray, 75mm screed & 75mm blockworks, 2 x 2 x 10.5mL	0%	31-Mar-16	21-Apr-16																				

▲ Milestone
 ▲ Critical Milestone
 ■ Critical Remaining Work
 ■ Remaining Work
 ■ Remaining Level of Effort

— RMP Rev F
 ▨ Last Report
 ■ Actual Work

Contract 1108
Kai Tak Station and Associated Tunnels
3-months Rolling Programme (March 2016)



Activity ID	Activity Name	Activity % Complete	Start	Finish	March				April				May				June				July
					36				37				38				39				40
					29	07	14	21	28	04	11	18	25	02	09	16	23	30	06	13	20
Backfill and Compaction																					
Backfill and Compaction CH 98650 to CH 98840																					
01108.CCT.BF8678	CH98671~98692 Backfill, compaction & remove strut, 8470m3	75%	04-Sep-14 A	07-Apr-16																	
01108.CCT.BF8720	CH98713~98734 Backfill, compaction & remove strut, 8470m3	75%	30-Sep-14 A	07-Apr-16																	
01108.CCT.BF8657	CH98650~98671 Backfill, compaction & remove strut, 8470m3	50%	30-Sep-14 A	13-Apr-16																	
01108.CCT.BF8741	CH98734~98755 Backfill, compaction & remove strut, 8470m3	70%	16-Oct-14 A	08-Apr-16																	
01108.CCT.BF8762	CH98755~98776 Backfill, compaction & remove strut, 8470m3	80%	07-Aug-15 A	06-Apr-16																	
01108.CCT.BF8783	CH98776~98797 Backfill, compaction & remove strut, 8470m3	65%	10-Mar-16 A	11-Apr-16																	
01108.CCT.BF8804	CH98797~98818 Backfill, compaction & remove strut, 8470m3	40%	10-Mar-16 A	19-Apr-16																	
01108.CCT.BF8825	CH98818~98840 Backfill, compaction & remove strut, 8470m3	20%	10-Mar-16 A	05-May-16																	
CSMM Backfill CH 98650 to CH 98840																					
01108.CCT.BF8720c	CH98707~98720 CSMM backfill, 13mL x 42m2, total 546 m3	0%	31-Mar-16	08-Apr-16																	
01108.CCT.BF8741c	CH98720~98741 CSMM backfill, 21mL x 42m2, total 882 m3	0%	11-Apr-16	21-Apr-16																	
01108.CCT.BF8757c	CH98741~98757 CSMM backfill, 16mL x 42m2, total 672 m3	0%	22-Apr-16	03-May-16																	
01108.CCT.BF8786c	CH98779~98786 CSMM backfill, 7mL x 42m2, total 294 m3	0%	04-May-16	09-May-16																	
01108.CCT.BF8804c	CH98786~98804 CSMM backfill, 18mL x 42m2, total 756 m3	0%	10-May-16	19-May-16																	
01108.CCT.BF8825c	CH98804~98825 CSMM backfill, 21mL x 42m2, total 882 m3	0%	20-May-16	01-Jun-16																	
01108.CCT.BF8836c	CH98825~98840 CSMM backfill, 21mL x 42m2, total 882 m3	0%	02-Jun-16	15-Jun-16																	
Backfill and Compaction CH 98928 to CH 98975																					
01108.CCT.BF8947	CH98928~98947 Backfill, compaction & remove strut, 6992m3	20%	09-Dec-15 A	28-Apr-16																	
01108.CCT.BF8966	CH98947~98966 Backfill, compaction & remove strut, 6992m3	20%	09-Dec-15 A	28-Apr-16																	
01108.CCT.BF8975	CH98966~98975 Backfill, compaction & remove strut, 3496m3	0%	14-Jun-16	06-Jul-16																	
CSMM Backfill CH 98928 to CH 98975																					
01108.CCT.BF8947c	CH98903~98947 CSMM backfill, 37mL x 39.2m2 + 7mL x 78m2, total 1996 m3	0%	31-Mar-16	05-May-16																	
01108.CCT.BF8966c	CH 98947~98966 CSMM backfill, 19mL x 78m2, total 1482 m3	0%	06-May-16	08-Jun-16																	
01108.CCT.BF8975c	CH 98966~98975 CSMM backfill, 10mL x 78m2, total 780 m3	0%	14-Jun-16	06-Jul-16																	
Backfill and Compaction CH 98840 to CH 98864 & CH 98900 to CH 98928																					
01108.CCT.BF8866	CH98846~98866 Backfill, compaction & remove strut, 7341m3	0%	22-Apr-16	20-May-16																	
01108.CCT.BF8928	CH98907~98928 Backfill, compaction & remove strut, 7729m3	0%	16-Jun-16	14-Jul-16																	
CSMM Backfill CH 98846 to CH 98866 & CH 98907 to CH 98928																					
01108.CCT.BF8860c	CH98846~98860 CSMM backfill, 14mL x 42m2, total 588 m3	0%	16-Jun-16	23-Jun-16																	
C4 Stub Tunnels (U=32m; D=32m; R=33m)																					
C4.2 Stub Tunnels - C&S Works																					
Backfill and Compaction																					
Backfill and Compaction CH98258 to CH98290																					
01108.STT.BF8273	CH98258~98273 Backfill, compaction & remove strut, 8159 m3	95%	16-Jun-15 A	01-Apr-16																	
01108.STT.BF8290	CH98273~98290 Backfill, compaction & remove strut, 8159 m3	95%	16-Jun-15 A	01-Apr-16																	
C5 SUA																					
C5.1 SUA - C&S Works																					
SUA Adit GL A2/C2 and Access at GL C1/C2																					
01108.OCT.SU510	At CH99088/GL A1~A2-C1~C2 SUA - Waterproofing, backfill & compaction	60%	21-Nov-15 A	20-Apr-16																	
C5.2 SUA - ABWF Works																					
01108.OCT.SU210	At CH99088/GL A1~A2 SUA - BWIC, BS works & works for Degree 1 of completion	0%	31-Mar-16	13-Jun-16																	
01108.OCT.SU220	At CH99088/GL A2~C2 SUA - BWIC, BS works & works for Degree 1 of completion	0%	22-Apr-16	05-Jul-16																	
C6 Access Shafts																					
C&S Works																					
C6.1.1 External Walls																					
01108.OCT.AS050	CH98746~98768 Access shaft - Temporary Wall 0.4mT 200mm above existing ground	0%	31-Mar-16	06-May-16																	
D - Associated Works																					
D1 Utilities																					
Fresh and Salt Watermains																					
01108.AWW.F010	Fresh watermain, 309m	0%	19-May-16	30-Jul-16																	
D2 Drainage																					
Sewerage and Stormwater																					
01108.AWD.S010	Storm sewer, S1.2~S1.3~S1.6, S1.4~S1.3, S2.1~S2.4~S1.6; DP-7~S2.4: 633m, 10 nr. MH	17%	15-Dec-15 A	20-Jul-16																	

▲ Milestone
 ▲ Critical Milestone
 Critical Remaining Work
 Remaining Work
 Remaining Level of Effort
 RMP Rev F
 Last Report
 Actual Work

Contract 1108
Kai Tak Station and Associated Tunnels
3-months Rolling Programme (March 2016)



Activity ID	Activity Name	Activity % Complete	Start	Finish	March					April					May					June				July	
					36					37					38					39				40	
					29	07	14	21	28	04	11	18	25	02	09	16	23	30	06	13	20	27	04	11	
01108.AWD.F010	Foul sewer, F1.3~F1.4~MH10, F1.7~F.14: 180m, 6 nr. MH	17%	15-Dec-15 A	19-May-16	[Gantt bar: 15-Dec-15 to 19-May-16]																				
01108.AWD.F020	Foul sewer, F1.1~F1.3, 100m, 2 nr. MH	0%	07-Apr-16	20-Apr-16	[Gantt bar: 07-Apr-16 to 20-Apr-16]																				
01108.AWD.S020	Storm sewer, S1.1~S1.2: 35m, 1 nr. MH	0%	21-Apr-16	05-May-16	[Gantt bar: 21-Apr-16 to 05-May-16]																				
01108.AWD.C010	U-channels, 197 m straight, 24 m curved	0%	19-May-16	24-Jun-16	[Gantt bar: 19-May-16 to 24-Jun-16]																				
D3 Instrumentation and Monitoring																									
Instrumentation Installation and Monitoring																									
01108.AWM.0010	Installation of piezometers, inclinometers, ground/ bldg/ utility settlement markers	90%	02-Jul-13 A	07-Apr-16	[Gantt bar: 02-Jul-13 to 07-Apr-16]																				
01108.AWM.0030	Regular Monitorings and Submit Monitoring Reports (weekly for 50 months)	60%	01-Aug-13 A	21-Oct-17	[Gantt bar: 01-Aug-13 to 21-Oct-17]																				
D4 Landscape																									
External Road and Paving																									
01108.AWR.0010	Filling to road formation level, 5430 m3	0%	24-May-16	04-Aug-16	[Gantt bar: 24-May-16 to 04-Aug-16]																				
D5 Utilities Diversion																									
Diversion of Existing Nullah																									
Temporary Works & Hydraulic Assessment																									
01108.AWD.DNA1.3	KTND Hydraulic Assessment - No-adverse-comment by DSD	98%	08-Aug-13 A	31-Mar-16	[Gantt bar: 08-Aug-13 to 31-Mar-16]																				
01108.AWD.DN09.5.3	KTND Temporary Channel - Design - No-adverse-comment by DSD & RDO/ BD/ GEO	98%	16-Jan-14 A	31-Mar-16	[Gantt bar: 16-Jan-14 to 31-Mar-16]																				
E Option 1 SCL Works																									
Option 1a Temp. Passenger Access Roads connecting Station Entrances with Carriageways																									
Preliminaries																									
01108.O1A.PRE.010	Submission of drawings & permanent works material control schedules & Approval	0%	31-Mar-16	28-Apr-16	[Gantt bar: 31-Mar-16 to 28-Apr-16]																				
01108.O1A.PRE.020	Submission of shop drawings & materials & Approval	0%	29-Apr-16	28-May-16	[Gantt bar: 29-Apr-16 to 28-May-16]																				
Temporary Passage Access Road ER3, 4, 5, 7 & 8																									
01108.O1A.TPA.010	Formation leveling, 2280 m2	0%	31-Mar-16	27-Jun-16	[Gantt bar: 31-Mar-16 to 27-Jun-16]																				
01108.O1A.TPA.020	Kerb foundation, concrete kerbs & edgings, 976 m	0%	15-Apr-16	12-Jul-16	[Gantt bar: 15-Apr-16 to 12-Jul-16]																				
01108.O1A.TPA.030	Type 1 granular sub-base, sand base, geotextile soil & coping layer, 2280 m2	0%	29-Apr-16	26-Jul-16	[Gantt bar: 29-Apr-16 to 26-Jul-16]																				
01108.O1A.TPA.040	Recycle aggregate concrete blocks, 2280 m2	0%	30-May-16	09-Aug-16	[Gantt bar: 30-May-16 to 09-Aug-16]																				
01108.O1A.TPA.050	Chain link fence & 1m r/c concrete footing, 976m, & temporary lighting and testing	0%	17-Jun-16	26-Aug-16	[Gantt bar: 17-Jun-16 to 26-Aug-16]																				
Option 1b Temp. Passenger Access Roads connecting Entrance D with Pedestrian Strip																									
Temporary Passage Access Road ER6																									
01108.CDO1B.EDP	Option 1b SCL Works - Temp. Passenger Access Road - Latest Exercising Date (31-Dec-15)	0%	31-Mar-16		[Milestone: 31-Mar-16]																				
01108.O1B.TPA.010	Formation leveling, 2343 m2	0%	07-May-16	02-Aug-16	[Gantt bar: 07-May-16 to 02-Aug-16]																				
01108.O1B.TPA.020	Kerb foundation, concrete kerbs & edgings, 368 m	0%	27-May-16	20-Aug-16	[Gantt bar: 27-May-16 to 20-Aug-16]																				
01108.O1B.TPA.030	Type 1 granular sub-base, sand base, geotextile soil & coping layer, 2343 m2	0%	11-Jun-16	03-Sep-16	[Gantt bar: 11-Jun-16 to 03-Sep-16]																				
01108.O1B.TPA.040	Recycle aggregate concrete blocks, 2343 m2	0%	25-Jun-16	19-Sep-16	[Gantt bar: 25-Jun-16 to 19-Sep-16]																				
F Option 2 CEDD Entrusted Works for Roads L9 & L16 & Associated Works																									
Option 2a Roads L9 and L16 and Associated Works																									
Preliminaries																									
01108.CDO2a.EDP	Option 2a CEDD Entrusted Works - Roads L9 & L16 - Latest Exercising Date (31-Mar-15)	0%	31-Mar-16		[Milestone: 31-Mar-16]																				
01108.O2A.PRE.010	Submission of drawings & permanent works material control schedules & Approval	0%	31-Mar-16	06-May-16	[Gantt bar: 31-Mar-16 to 06-May-16]																				
01108.O2A.PRE.020	Submission of shop drawings & materials & Approval	0%	07-May-16	13-Jun-16	[Gantt bar: 07-May-16 to 13-Jun-16]																				
3. Drainage Works																									
Drainage - Pipe																									
01108.O2A.DRP020	SM1204~SM1216 PC concrete drainage pipe, 1.5m to 4.5m-dia, gully, manhole, chamber, etc. 460 mL	0%	14-Jun-16	23-Aug-16	[Gantt bar: 14-Jun-16 to 23-Aug-16]																				
01108.O2A.DRP000	Remove disused pipes, 700mL	0%	14-Jun-16	25-Jul-16	[Gantt bar: 14-Jun-16 to 25-Jul-16]																				
4. Sewage Works																									
01108.O2A.SEW020	FM50_10~DP23/24 Sewer pipe, 300d to 450d, 307mL; 13 nr MH	0%	31-Mar-16	13-Jun-16	[Gantt bar: 31-Mar-16 to 13-Jun-16]																				
01108.O2A.SEW000	Remove disused pipes, 400mL	0%	31-Mar-16	12-May-16	[Gantt bar: 31-Mar-16 to 12-May-16]																				
01108.O2A.SEW025	FM50_10~DP23/24 Sewer pipe CCTV	0%	30-May-16	05-Jul-16	[Gantt bar: 30-May-16 to 05-Jul-16]																				
01108.O2A.SEW030	2A4_1~FM20_90 Sewer pipe, 300d & 375d; 195mL; 6 nr MH	0%	14-Jun-16	30-Jul-16	[Gantt bar: 14-Jun-16 to 30-Jul-16]																				
5. Waterworks																									
01108.O2A.FWM010	CH 342.7~661.7 Fresh watermain pipe, 200d, 250d, 300d, 600d - 320mL; trust blocks, chambers, valve, bend, etc.	0%	14-Jun-16	09-Sep-16	[Gantt bar: 14-Jun-16 to 09-Sep-16]																				
11. Preservation & Protection of Trees																									
01108.O2A.PPT010	(Provisional) Preservation & protection measures to preserved trees, survey & reporting (30 months)	0%	31-Mar-16	18-Jul-18	[Gantt bar: 31-Mar-16 to 18-Jul-18]																				

▲ Milestone
 ▲ Critical Milestone
 [Pink bar] Critical Remaining Work
 [Light green bar] Remaining Work
 [Dark green bar] Remaining Level of Effort
 [Yellow bar] RMP Rev F
 [Blue bar] Last Report
 [Blue bar] Actual Work

Contract 1108
Kai Tak Station and Associated Tunnels
3-months Rolling Programme (March 2016)



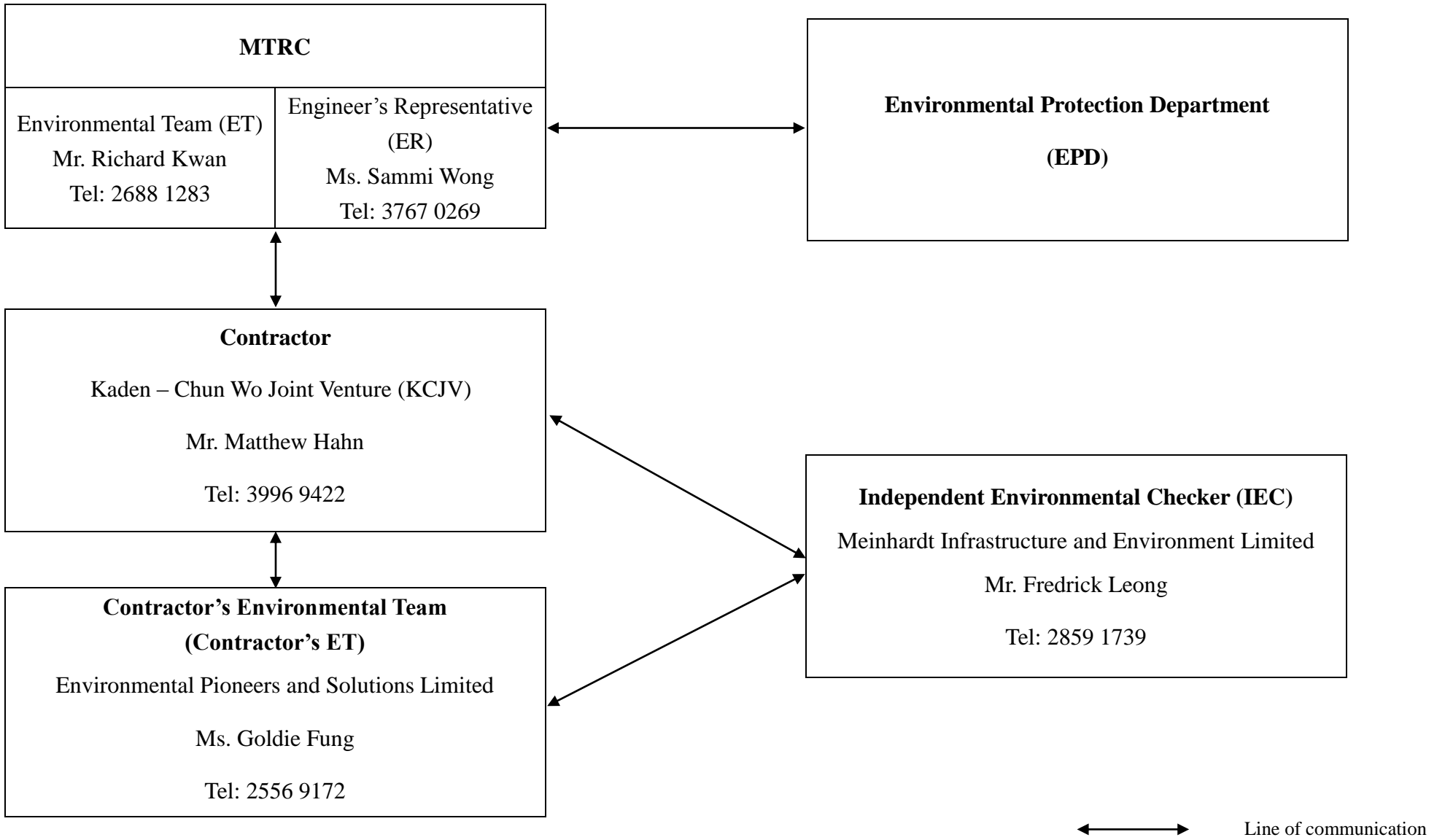
Activity ID	Activity Name	Activity % Complete	Start	Finish	March							April							May							June							July						
					29	07	14	21	28	04	11	18	25	02	09	16	23	30	06	13	20	27	04	11	18	25													
Option 2b Landscape Hardworks & Softworks, Irrigation Facilities & Pavers																																							
Programmed Completion Date																																							
001108.CDO2b.EDP	Option 2b CEDD Entrusted Works - LS Hardworks & Softwork & Irrigation System- LED (31-Mar-15)	0%	31-Mar-16																																				
9. Irrigation Facilities																																							
01108.O2B.IRR000	Design & Approval of Irrigati on Systems	0%	31-Mar-16	13-Jun-16																																			
Option 2c Establishment Works																																							
10 Establishment Works																																							
01108.CDO2c.EDP	Option 2c Establishment works of the landscape softworks in Option 2b -Latest Ex.Date (31-Mar-15) - Programmed	0%	31-Mar-16																																				
G Option 3 CEDD Entrusted Works for Reconstruction of Kai Tak Nullah																																							
Fencing																																							
Fencing																																							
01108.O3.DEM010	Chainlink fence, 373 m	0%	07-May-16	13-Jun-16																																			
Drainage & Duct																																							
01108.O3.DRP020	PC drainage pipes, con nection s	0%	16-May-16	20-Jun-16																																			
01108.O3.DRP010	Balancing hole chamber ladder, covers, etc.	0%	14-Jun-16	02-Aug-16																																			
Earthworks																																							
Formation Level																																							
01108.O3.ERW030	CH 98620~98636 Formation level of proposed nullah	90%	14-May-15 A	02-Apr-16																																			
01108.O3.ERW010	Ch 98578~98599 Formation level of proposed nullah	90%	14-May-15 A	02-Apr-16																																			
01108.O3.ERW020	Ch 98599~98620 Formation level of proposed nullah	90%	14-May-15 A	02-Apr-16																																			
Construction of Nullah																																							
Formation of Nullah Foundation with Rock Fill																																							
01108.O3.FML010	Type 2 Geotextile, 500thk Grade 200 Rock fill, 3760 m3	50%	25-Jun-15 A	17-May-16																																			
Nullah - Twin-cell Box Culvert (SOL 01)																																							
01108.O3.SL3080	Base slab, 6 bays x 15 mL (within W9)	50%	09-Sep-15 A	03-May-16																																			
01108.O3.SL3100	Walls & Top slab, 3 bays x 15mL (within W9)	0%	31-Mar-16	04-Jun-16																																			
01108.O3.SL1030	Vacation Date for Works Area 11 08.W8 (31-Jul-15) programmed	0%		12-Apr-16*																																			
01108.O3.SL1040	Vacation Date for Works Area 11 08.W10 (31-Jul-15) program med	0%		12-Apr-16*																																			
01108.O3.SL3070	Inspection manhole with balancing hole chamber (within W9)	0%	13-Apr-16	24-Jun-16																																			
Nullah - Twin-cell Box Culvert (SOL 03)																																							
01108.O3.SL3170	Base slab, 6 bays x vari b us 10 to 15 mL (within W9)	85%	01-Sep-15 A	11-Apr-16																																			
01108.O3.SL3190	Walls & Top slab, 3 bays x 15mL (within W9)	50%	06-Nov-15 A	03-May-16																																			
01108.O3.SL3040	Inspection manhole with balancing hole chamber (within W9)	0%	31-Mar-16	13-Jun-16																																			
Backfill																																							
01108.O3.ERW110	Backfill & compaction to finish groun d level in/ at Works Areas 1108.W8 & W10	0%	31-Mar-16	12-Apr-16																																			
01108.CDO.CDa1P	Completion of works in/ at Works Areas 1108.W8 & W10 (31-May-15) - Programmed	0%		12-Apr-16																																			
01108.O3.ERW120	Backfill & compaction to finish groun d level - Remaining	0%	07-May-16	19-Jul-16																																			

▲ Milestone	— RMP Rev F
▲ Critical Milestone	▨ Last Report
▨ Critical Remaining Work	■ Actual Work
▨ Remaining Work	
▨ Remaining Level of Effort	

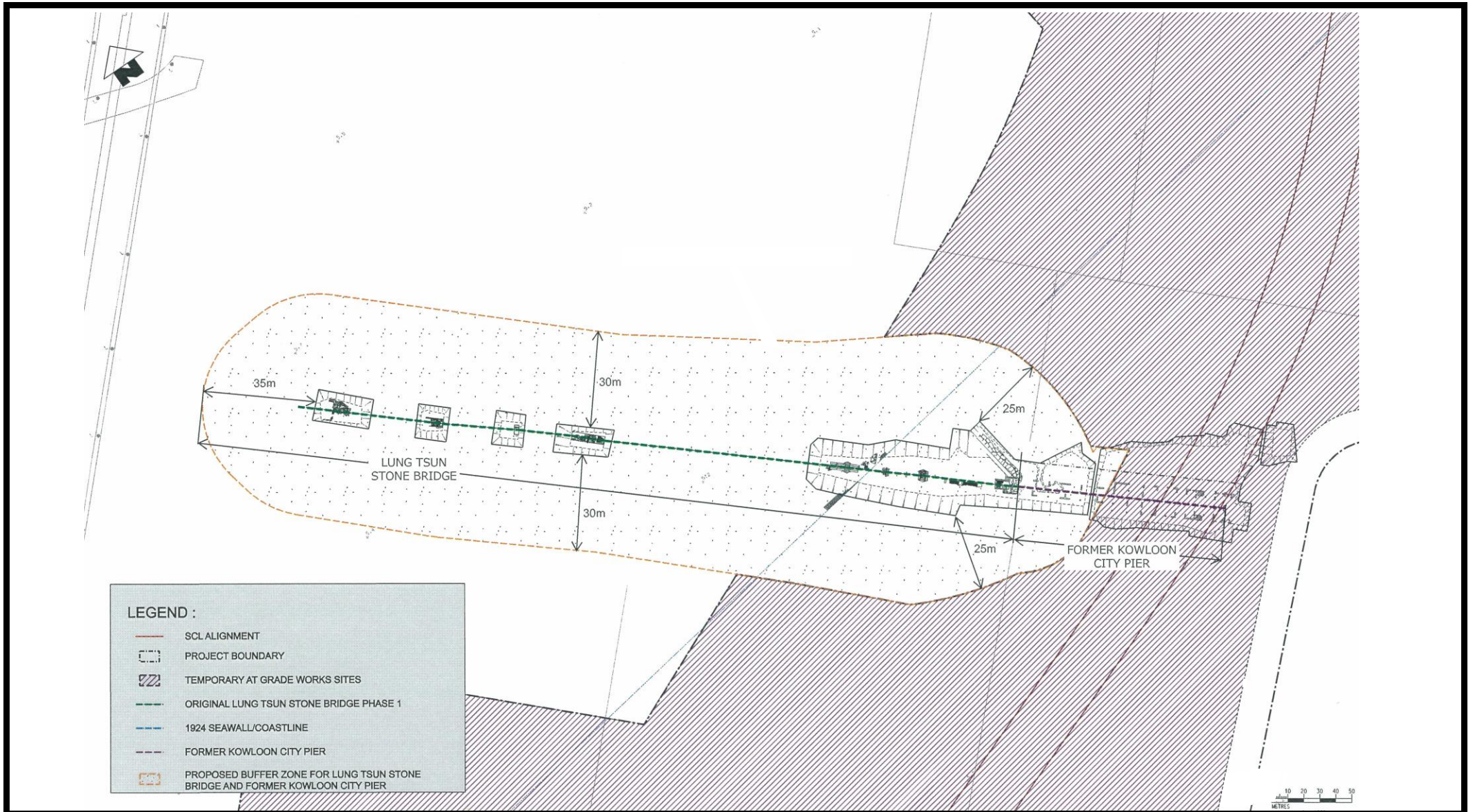
Contract 1108
Kai Tak Station and Associated Tunnels
3-months Rolling Programme (March 2016)



Appendix C –Project Organization Chart & Contact Details



***Appendix D – Buffer Zone for Lung Tsun Stone Bridge & Former
Kowloon City Pier***



Project Title
工程名稱

Shatin to Central Link (SCL) - Tai Wai to Hung Hom Section(TAW-HUH)
沙田至中環綫 - 大圍至紅磡段

Environmental Permit No.: EP-438/2012/H
環境許可證編號：EP-438/2012/H

Figure 6
圖六

Buffer Zone from the Boundary of Lung Tsun Stone Bridge 龍津石橋界線之緩衝區
[This figure was prepared based on the attachment of the Application No.: VEP-432/2014]
[本圖是根據申請編號 VEP-432/2014 的附件編制]



***Appendix E – Event/Action Plan for landscape & Visual During
Construction Stage***

Event / Action Plan for Landscape and Visual during Construction Stage

Action Level	ET	IEC	ER	Contractor
Non-conformity on one occasion	<ol style="list-style-type: none"> 1) Inform the Contractor, the IEC and the ER 2) Discuss remedial actions with the IEC, the ER and the Contractor 3) Monitor remedial actions until rectification has been completed 	<ol style="list-style-type: none"> 1) Check inspection report 2) Check the Contractor's working method 3) Discuss with the ET, ER and the Contractor on possible remedial measures 4) Advise the ER on effectiveness of proposed remedial measures. 	<ol style="list-style-type: none"> 1) Confirm receipt of notification of non-conformity in writing 2) Review and agree on the remedial measures proposed by the Contractor 3) Supervise implementation of remedial measures 	<ol style="list-style-type: none"> 1) Identify Source and investigate the non-conformity 2) Implement remedial measures 3) Amend working methods agreed with the ER as appropriate 4) Rectify damage and undertake any necessary replacement
Repeated Non-conformity	<ol style="list-style-type: none"> 1) Identify Source 2) Inform the Contractor, the IEC and the ER 3) Increase inspection frequency 4) Discuss remedial actions with the IEC, the ER and the Contractor 5) Monitor remedial actions until rectification has been completed 6) If non-conformity stops, cease additional monitoring 	<ol style="list-style-type: none"> 1) Check inspection report 2) Check the Contractor's working method 3) Discuss with the ET and the Contractor on possible remedial measures 4) Advise the ER on effectiveness of proposed remedial measures 	<ol style="list-style-type: none"> 1) Notify the Contractor 2) In consultation with the ET and IEC, agree with the Contractor on the remedial measures to be implemented 3) Supervise implementation of remedial measures. 	<ol style="list-style-type: none"> 1) Identify Source and investigate the non-conformity 2) Implement remedial measures 3) Amend working methods agreed with the ER as appropriate 4) Rectify damage and undertake any necessary replacement. Stop relevant portion of works as determined by the ER until the non-conformity is abated.

Appendix F – Waste Flow Table

Monthly Summary Waste Flow Table for <u>2016</u> (year)											
Month	<u>Actual Quantities of Inert C&D Materials Generated Monthly</u>						<u>Actual Quantities of Non-inert C&D Materials Generated Monthly</u>				
	Total Quantity Generated/ Received	Hard Rocks & Broken Concrete	Reused in the Contract	Reused in other Projects	Disposed as Public Fill		Metals	Paper / cardboard packaging	Plastics	Chemical waste	Others (general refuse)
					1108A*	CEDD [#]					
(in '000m ³)	(in '000m ³)	(in '000m ³)	(in '000m ³)	(in '000m ³)	(in '000m ³)	(in '000m ³)	(in '000kg)	(in '000kg)	(in '000kg)	(in '000kg)	(in '000m ³)
Jan	46.690	0.000	46.690	0.000	0.000	0.000	0.003	0.177	0.001	0.000	0.195
Feb	574.005	0.000	574.005	0.000	0.000	0.000	11.952	0.065	0.000	0.000	0.119
Mar	38.926	0.000	38.926	0.000	0.000	0.000	8.620	0.000	0.000	0.000	0.121
Apr											
May											
Jun											
Sub-total	659.621	0.000	659.621	0.000	0.000	0.000	20.575	0.242	0.001	0.000	0.435
July											
August											
September											
October											
November											
December											
Total	659.621	0.000	659.621	0.000	0.000	0.000	20.575	0.242	0.001	0.000	0.435
Year 2015	368.534	0.000	322.676	0.000	45.857		208.770	1.042	0.163	1.280	2.171
Year 2014	311.876	0.000	39.476	0.000	272.400		103.280	0.855	0.056	1.540	1.484
Year 2013	144.512	0.000	0.000	0.000	144.512		93.330	0.030	0.000	0.480	2.568
Grand Total	1484.543	0.000	1021.773	0.000	462.769		425.955	2.169	0.220	3.300	6.658

Notes: * MTR SCL Contract 1108A barging point.

Government (CEDD) Public Fill Reception Facilities

***Appendix G – Updated Environmental Mitigation Implementation
Schedule***

Environmental Mitigation Implementation Schedule –SCL Contract 1108 (Kai Tak Station and Associated Tunnels)

EIA Ref.	EM&A Log Ref	Recommended Mitigation Measure	Objectives of the Recommended Measures & Main Concerns to address	Who to implement the measures?	Location of the measures	When to implement the measures?	Implementation Status
<i>Cultural Heritage Impact (Construction and Operational Phase)</i>							
S4.9	CH1	Maintain a buffer distance as shown in Appendix D . A 1.8-2.2m vertical separation distance shall be maintained between the top of tunnel and the piles of the Former Kowloon City Pier.	Reserve sufficient area for necessary archaeological conservation and display works for Lung Tsun Stone Bridge in the future. Avoid direct impact on the Lung Tsun Stone Bridge and the Former Kowloon City Pier.	MTR Corporation Contractor	Lung Tsun Stone Bridge & Former Kowloon City Pier.	During the Construction of the tunnel section at Kai Tak	✓
<i>Landscape & Visual (Construction Phase)</i>							
S6.9.3	LV1	The following good site practices and measures for minimisation and avoidance of potential impacts are recommended: <u>Re-use of Existing Soil</u> <ul style="list-style-type: none"> • For soil conservation, existing topsoil shall be re-used where possible for new planting areas within the project. The construction program shall consider using the soil removed from one phase for backfilling another. Suitable storage ground, gathering ground and mixing ground may be set up on-site as necessary. 	Minimize visual & landscape impact	Contractor	Within Project Site	Construction stage	✓

EIA Ref.	EM&A Log Ref	Recommended Mitigation Measure	Objectives of the Recommended Measures & Main Concerns to address	Who to implement the measures?	Location of the measures	When to implement the measures?	Implementation Status
		<p><u>No-intrusion Zone</u></p> <ul style="list-style-type: none"> To maximize protection to existing trees, ground vegetation and the associated under storey habitats, construction contracts may designate “No-intrusion Zone” to various areas within the site boundary with rigid and durable fencing for each individual no-intrusion zone. The contractor should closely monitor and restrict the site working staff from entering the “no-intrusion zone”, even for indirect construction activities and storage of equipment. <p><u>Protection of Retained Trees</u></p> <ul style="list-style-type: none"> All retained trees should be recorded photographically at the commencement of the Contract, and carefully protected during the construction period. Detailed tree protection specification shall be allowed and included in the Contract Specification, which specifying the tree protection requirement, submission and approval system, and the tree monitoring system. The Contractor shall be required to submit, for approval, a detailed working method statement for the protection of trees prior to undertaking any works adjacent to all retained trees, 					<p>✓</p> <p>✓</p> <p>✓</p>
S6.12	LV2	<p><u>Decorative Hoarding</u></p> <ul style="list-style-type: none"> Erection of decorative screen during construction stage to screen 	Minimize visual & landscape impact	Contractor	Within Project Site	Detailed design and	✓

EIA Ref.	EM&A Log Ref	Recommended Mitigation Measure	Objectives of the Recommended Measures & Main Concerns to address	Who to implement the measures?	Location of the measures	When to implement the measures?	Implementation Status
		<p>off undesirable views of the construction site for visual and landscape sensitive areas. Hoarding should be designed to be compatible with the existing urban context</p> <p><u>Management of facilities on work sites</u></p> <ul style="list-style-type: none"> To provide proper management of the facilities on the sites, give control on the height and disposition/ arrangement of all facilities on the works site to minimize visual impact to adjacent VSRs. <p><u>Tree Transplanting</u></p> <ul style="list-style-type: none"> Trees of high to medium survival rate would be affected by the works shall be transplanted where possible and practicable. Tree transplanting proposal including final location for transplanted trees shall be submitted separately to seek relevant government department's approval, in accordance with ETWB TCW No 3/2006. 				construction stage	<p>✓</p> <p>N/A</p>
Air Quality (Construction Phase)							
/	A1	<p><u>Emission from Vehicles and Plants</u></p> <ul style="list-style-type: none"> All vehicles shall be shut down in intermittent use. Only well-maintained plant should be operated on-site and plant should be serviced regularly to avoid emission of black smoke. All diesel fuelled construction plant within the works areas shall be 	Reduce air pollution emission from construction vehicles and plants	Contractor	All construction sites	Construction stage	<p>✓</p> <p>✓</p> <p>✓</p>

EIA Ref.	EM&A Log Ref	Recommended Mitigation Measure	Objectives of the Recommended Measures & Main Concerns to address	Who to implement the measures?	Location of the measures	When to implement the measures?	Implementation Status
		powered by ultra low sulphur diesel fuel (ULSD).					
/	A2	Open burning shall be prohibited.	Reduce air pollution emission from work site	Contractor	All construction sites	Construction stage	✓
Construction Dust Impact							
S7.6.5	D1	The contractor shall follow the procedures and requirements given in the Air Pollution Control (Construction Dust) Regulation	Minimize dust impact at the nearby sensitive receivers	Contractor	All construction sites	Construction stage	*
S7.6.5	D2	Mitigation measures in form of regular watering under a good site practice should be adopted. Watering once per hour on exposed worksites and haul road in the Kowloon area should be conducted to achieve dust removal efficiencies of 91.7%. While the above watering frequencies are to be followed, the extent of watering may vary depending on actual site conditions but should be sufficient to maintain an equivalent intensity of no less than 1.8 L/m ² to achieve the dust removal efficiency.	Minimize dust impact at the nearby sensitive receivers	Contractor	All construction sites	Construction stage	✓
S7.6.5	D3	<ul style="list-style-type: none"> Proper watering of exposed spoil should be undertaken throughout the construction phase; Any excavated or stockpile of dusty material should be covered entirely by impervious sheeting or sprayed with water to maintain the entire surface wet and then removed or backfilled or reinstated where practicable within 24 hours of the excavation or unloading; Any dusty materials remaining after a stockpile is removed should be wetted with water and cleared from the surface of roads; A stockpile of dusty material should not be extended beyond the 	Minimize dust impact at the nearby sensitive receivers	Contractor	All construction sites	Construction stage	<ul style="list-style-type: none"> ✓ ✓ ✓ ✓

EIA Ref.	EM&A Log Ref	Recommended Mitigation Measure	Objectives of the Recommended Measures & Main Concerns to address	Who to implement the measures?	Location of the measures	When to implement the measures?	Implementation Status
		<p>pedestrian barriers, fencing or traffic cones.</p> <ul style="list-style-type: none"> • The load of dusty materials on a vehicle leaving a construction site should be covered entirely by impervious sheeting to ensure that the dusty materials do not leak from the vehicle; • Where practicable, vehicle washing facilities with high pressure water jet should be provided at every discernible or designated vehicle exit point. The area where vehicle washing takes place and the road section between the washing facilities and the exit point should be paved with concrete, bituminous materials or hardcores; • When there are open excavation and reinstatement works, hoarding of not less than 2.4m high should be provided and properly maintained as far as practicable along the site boundary with provision for public crossing; Good site practice shall also be adopted by the Contractor to ensure the conditions of the hoardings are properly maintained throughout the construction period; • The portion of any road leading only to construction site that is within 30m of a vehicle entrance or exit should be kept clear of dusty materials; • Surfaces where any pneumatic or power-driven drilling, cutting, polishing or other mechanical breaking operation takes place should be sprayed with water or a dust suppression chemical continuously; 					<p>✓</p> <p>✓</p> <p>✓</p> <p>✓</p> <p>*</p>

EIA Ref.	EM&A Log Ref	Recommended Mitigation Measure	Objectives of the Recommended Measures & Main Concerns to address	Who to implement the measures?	Location of the measures	When to implement the measures?	Implementation Status
		<ul style="list-style-type: none"> • Any area that involves demolition activities should be sprayed with water or a dust suppression chemical immediately prior to, during and immediately after the activities so as to maintain the entire surface wet; • Where a scaffolding is erected around the perimeter of a building under construction, effective dust screens, sheeting or netting should be provided to enclose the scaffolding from the ground floor level of the building, or a canopy should be provided from the first floor level up to the highest level of the scaffolding; • Any skip hoist for material transport should be totally enclosed by impervious sheeting; • Every stock of more than 20 bags of cement or dry pulverised fuel ash (PFA) should be covered entirely by impervious sheeting or placed in an area sheltered on the top and the 3 sides; • Cement or dry PFA delivered in bulk should be stored in a closed silo fitted with an audible high level alarm which is interlocked with the material filling line and no overfilling is allowed; Loading, unloading, transfer, handling or storage of bulk cement or dry PFA should be carried out in a totally enclosed system or facility, and any vent or exhaust should be fitted with an effective fabric filter or equivalent air pollution control system; and • Exposed earth should be properly treated by compaction, turfing, 					<p>✓</p> <p>N/A</p> <p>✓</p> <p>✓</p> <p>*</p> <p>N/A</p>

EIA Ref.	EM&A Log Ref	Recommended Mitigation Measure	Objectives of the Recommended Measures & Main Concerns to address	Who to implement the measures?	Location of the measures	When to implement the measures?	Implementation Status
		structures should be effectively utilised, where practicable, to screen noise from on-site construction activities.					
S8.3.6	N2	Install temporary hoarding located on the site boundaries between noisy construction activities and NSRs. The conditions of the hoardings shall be properly maintained throughout the construction period.	Reduce the construction noise levels at low-level zone of NSRs through partial screening.	Contractor	All construction sites	Construction stage	✓
S8.3.6	N3	Install movable noise barriers (typical design is wooden framed barrier with a small-cantilevered on a skid footing with 25mm thick internal sound absorptive lining), acoustic mat or full enclosure, screen the noisy plants including air compressor, generators and saw.	Screen the noisy plant items to be used at all construction sites	Contractor	All construction sites where practicable	Construction stage	*
S8.3.6	N4	Use “Quiet plants”	Reduce the noise levels of plant items	Contractor	All construction sites where practicable	Construction stage	✓
S8.3.6	N5	Sequencing operation of construction plants where practicable.	Operate sequentially within the same work site to reduce the construction airborne noise	Contractor	All construction sites where practicable	Construction stage	✓
Water Quality (Construction Phase)							
S10.7.1	W1	In accordance with the Practice Noise for Professional Persons on Construction Site Drainage, Environmental Protection Department, 1994 (ProPECC PN1/94), construction phase mitigation measures shall include the following:	To minimize water quality impact from construction site runoff and general construction activities	Contractor	All construction sites where practicable	Construction stage	

EIA Ref.	EM&A Log Ref	Recommended Mitigation Measure	Objectives of the Recommended Measures & Main Concerns to address	Who to implement the measures?	Location of the measures	When to implement the measures?	Implementation Status
		<p><u>Construction Runoff and Site Drainage</u></p> <ul style="list-style-type: none"> • At the start of site establishment (including the barging facilities), perimeter cut-off drains to direct off-site water around the site should be constructed with internal drainage works and erosion and sedimentation control facilities implemented. Channels (both temporary and permanent drainage pipes and culverts), earth bunds or sand bag barriers should be provided on site to direct stormwater to silt removal facilities. The design of the temporary on-site drainage system will be undertaken by the contractor prior to the commencement of construction. • The dikes or embankments for flood protection should be implemented around the boundaries of earthwork areas. Temporary ditches should be provided to facilitate the runoff discharge into an appropriate watercourse, through a site/sediment trap. The sediment/silt traps should be incorporated in the permanent drainage channels to enhance deposition rates • The design of efficient silt removal facilities should be based on the guidelines in Appendix A1 of ProPECC PN 1/94, which states that the retention time for silt/sand traps should be 5 minutes under maximum flow conditions. Sizes may vary depending upon the flow rate, but for a flow rate of 0.1 m³/s a sedimentation basin 					<p style="text-align: center;">✓</p> <p style="text-align: center;">✓</p> <p style="text-align: center;">✓</p>

EIA Ref.	EM&A Log Ref	Recommended Mitigation Measure	Objectives of the Recommended Measures & Main Concerns to address	Who to implement the measures?	Location of the measures	When to implement the measures?	Implementation Status
		<p>of 30m³ would be required and for a flow rate of 0.5 m³/s the basin would be 150 m³. The detailed design of the sand/silt traps shall be undertaken by the contractor prior to the commencement of construction.</p> <ul style="list-style-type: none"> • All exposed earth areas should be completed and vegetated as soon as possible after earthworks have been completed, or alternatively, within 14 days of the cessation of earthworks where practicable. Exposed slope surfaces should be covered by tarpaulin or other means. • The overall slope of the site should be kept to a minimum to reduce the erosive potential of surface water flows, and all traffic areas and access roads protected by coarse stone ballast. An additional advantage accruing from the use of crushed stone is the positive traction gained during prolonged periods of inclement weather and the reduction of surface sheet flows. • All drainage facilities and erosion and sediment control structures should be regularly inspected and maintained to ensure proper and efficient operation at all times and particularly following rainstorms. Deposited silt and grit should be removed regularly and disposed of by spreading evenly over stable, vegetated areas. • Measures should be taken to minimise the ingress of site drainage into excavations. If the excavation of trenches in wet periods is 					<p style="text-align: center;">*</p> <p style="text-align: center;">✓</p> <p style="text-align: center;">*</p> <p style="text-align: center;">✓</p>

EIA Ref.	EM&A Log Ref	Recommended Mitigation Measure	Objectives of the Recommended Measures & Main Concerns to address	Who to implement the measures?	Location of the measures	When to implement the measures?	Implementation Status
		<p>necessary, they should be dug and backfilled in short sections wherever practicable. Water pumped out from trenches or foundation excavations should be discharged into storm drains via silt removal facilities.</p> <ul style="list-style-type: none"> • Open stockpiles of construction materials (for example, aggregates, sand and fill material) of more than 50m³ should be covered with tarpaulin or similar fabric during rainstorms. Measures should be taken to prevent the washing away of construction materials, soil, silt or debris into any drainage system. • Manholes (including newly constructed ones) should always be adequately covered and temporarily sealed so as to prevent silt, construction materials or debris being washed into the drainage system and storm runoff being directed into foul sewers. • Precautions be taken at any time of year when rainstorms are likely, actions to be taken when a rainstorm is imminent or forecasted, and actions to be taken during or after rainstorms are summarised in Appendix A2 of ProPECC PN 1/94. Particular attention should be paid to the control of silty surface runoff during storm events, especially for areas located near steep slopes. • All vehicles and plant should be cleaned before leaving a construction site to ensure no earth, mud, debris and the like is 					<p style="text-align: center;">✓</p> <p style="text-align: center;">✓</p> <p style="text-align: center;">✓</p> <p style="text-align: center;">*</p>

EIA Ref.	EM&A Log Ref	Recommended Mitigation Measure	Objectives of the Recommended Measures & Main Concerns to address	Who to implement the measures?	Location of the measures	When to implement the measures?	Implementation Status
		<p>deposited by them on roads. An adequately designed and sited wheel washing facilities should be provided at every construction site exit where practicable. Wash-water should have sand and silt settled out and removed at least on a weekly basis to ensure the continued efficiency of the process. The section of access road leading to, and exiting from, the wheel-wash bay to the public road should be paved with sufficient backfall toward the wheel-wash bay to prevent vehicle tracking of soil and silty water to public roads and drains.</p> <ul style="list-style-type: none"> • Oil interceptors should be provided in the drainage system downstream of any oil/fuel pollution sources. The oil interceptors should be emptied and cleaned regularly to prevent the release of oil and grease into the storm water drainage system after accidental spillage. A bypass should be provided for the oil interceptors to prevent flushing during heavy rain. • Construction solid waste, debris and rubbish on site should be collected, handled and disposed of properly to avoid water quality impacts. • All fuel tanks and storage areas should be provided with locks and sited on sealed areas, within bunds of a capacity equal to 110% of the storage capacity of the largest tank to prevent spilled fuel oils from reaching water sensitive receivers nearby. 					<p style="text-align: center;">✓</p> <p style="text-align: center;">✓</p> <p style="text-align: center;">*</p>

EIA Ref.	EM&A Log Ref	Recommended Mitigation Measure	Objectives of the Recommended Measures & Main Concerns to address	Who to implement the measures?	Location of the measures	When to implement the measures?	Implementation Status
		<ul style="list-style-type: none"> All the earth works involving should be conducted sequentially to limit the amount of construction runoff generated from exposed areas during the wet season (April to September) as far as practicable. Adopt best management practices. 					<p>✓</p> <p>*</p>
S10.7.1	W2	<p><u>Tunnelling Works</u></p> <ul style="list-style-type: none"> Cut-&-cover/ open cut tunnelling work should be conducted sequentially to limit the amount of construction runoff generated from exposed areas during the wet season (April to September) as far as practicable. Uncontaminated discharge should pass through sedimentation tanks prior to off-site discharge The wastewater with a high concentration of SS should be treated (e.g. by sedimentation tanks with sufficient retention time) before discharge. Oil interceptors would also be required to remove the oil, lubricants and grease from the wastewater. Direct discharge of the bentonite slurry (as a result of D-wall and bored tunnelling construction) is not allowed. It should be reconditioned and reused wherever practicable. Temporary storage locations (typically a properly closed warehouse) should be 	To minimize construction water quality impact from tunneling works	Contractor	All tunneling portion	Construction stage	<p>✓</p> <p>✓</p> <p>✓</p> <p>✓</p>

EIA Ref.	EM&A Log Ref	Recommended Mitigation Measure	Objectives of the Recommended Measures & Main Concerns to address	Who to implement the measures?	Location of the measures	When to implement the measures?	Implementation Status
		provided on site for any unused bentonite that needs to be transported away after all the related construction activities are completed. The requirements in ProPECC PN 1/94 should be adhered to in the handling and disposal of bentonite slurries.					
S10.7.1	W3	<u>Sewage Effluent</u> <ul style="list-style-type: none"> Portable chemical toilets and sewage holding tanks are recommended for handling the construction sewage generated by the workforce. A licensed contractor should be employed to provide appropriate and adequate portable toilets and be responsible for appropriate disposal and maintenance. 	To minimize water quality from sewage effluent	Contractor	All construction sites where practicable	Construction stage	✓
S10.7.1	W4	<u>Groundwater from Contaminated Area:</u> <ul style="list-style-type: none"> No direct discharge of groundwater from contaminated areas should be adopted. Prior to the excavation works within these potentially contaminated areas, the groundwater quality should be reviewed with reference to the site investigation data in this EIA report for compliance to the Technical Memorandum on Standards for Effluents Discharged into Drainage on Sewerage Systems, Inland and Coastal Waters (TM-Water) and the existence of prohibited substance should be confirmed. The review results should be submitted to EPD for examination. If the review results indicated that the groundwater to be generated from the excavation works would be contaminated; the contaminated groundwater 	To minimize groundwater quality impact from contaminated area	Contractor	Excavation areas where contamination is found	Construction stage	N/A

EIA Ref.	EM&A Log Ref	Recommended Mitigation Measure	Objectives of the Recommended Measures & Main Concerns to address	Who to implement the measures?	Location of the measures	When to implement the measures?	Implementation Status
		<p>should be either properly treated in compliance with the requirements of the TM-Water or properly recharged into the ground.</p> <ul style="list-style-type: none"> • If wastewater treatment is deployed, the wastewater treatment unit shall deploy suitable treatment process (e.g. oil interceptor / activated carbon) to reduce the pollution level to an acceptable standard and remove any prohibited substances (e.g. TPH) to undetectable range. All treated effluent from wastewater treatment plant shall meet the requirements as stated in TM-Water and should be discharged into the foul sewers. • If groundwater recharging wells are deployed, recharging wells should be installed as appropriate for recharging the contaminated groundwater back into the ground. The recharging wells should be selected at places where the groundwater quality will not be affected by the recharge operation as indicated in the Section 2.3 of TM-Water. The baseline groundwater quality shall be determined prior to the selection of the recharge wells, and submit a working plan (including the laboratory analytical results showing the quality of groundwater at the proposed recharge location(s) as well as the pollutant levels of groundwater to be recharged) to EPD for agreement. Pollution levels of groundwater to be recharged shall not be higher than pollutant levels of ambient groundwater at the 					<p>N/A</p> <p>N/A</p>

EIA Ref.	EM&A Log Ref	Recommended Mitigation Measure	Objectives of the Recommended Measures & Main Concerns to address	Who to implement the measures?	Location of the measures	When to implement the measures?	Implementation Status
		recharge well. Prior to recharge, any prohibited substances such as TPH products should be removed as necessary by installing the petrol interceptor. The Contractor should apply for a discharge licence under the WPCO through the Regional Office of EPD for groundwater recharge operation or discharge of treated groundwater.					
S10.7.1	W7	<p>In order to prevent accidental spillage of chemicals, the following is recommended:</p> <ul style="list-style-type: none"> All the tanks, containers, storage area should be bunded and the locations should be locked as far as possible from the sensitive watercourse and stormwater drains. The Contractor should register as a chemical waste producer if chemical wastes would be generated. Storage of chemical waste arising from the construction activities should be stored with suitable labels and warnings. Disposal of chemical wastes should be conducted in compliance with the requirements as stated in the Waste disposal (Chemical Waste) (General) Regulation. 	To minimize water quality impact from accidental spillage	Contractor	All construction sites where practicable	Construction stage	<p>✓</p> <p>✓</p> <p>✓</p>
Waste Management (Construction Waste)							
S11.4.1.1	WM1	<p>On-site sorting of C&D material</p> <ul style="list-style-type: none"> Geological assessment should be carried out by competent persons on site during excavation to identify materials which are not 	Separation of unsuitable rock from ending up at concrete batching plants	Contractor	All construction sites	Construction stage	✓

EIA Ref.	EM&A Log Ref	Recommended Mitigation Measure	Objectives of the Recommended Measures & Main Concerns to address	Who to implement the measures?	Location of the measures	When to implement the measures?	Implementation Status
		<p>suitable to use as aggregate in structural concrete (e.g. volcanic rock, Aplite dyke rock, etc). Volcanic rock and Aplite dyke rock should be separated at the source sites as far as practicable and stored at designated stockpile areas preventing them from delivering to crushing facilities. The crushing plant operator should also be reminded to set up measures to prevent unsuitable rock from ended up at concrete batching plants and be turned into concrete for structural use Details regarding control measures at source site and crushing facilities should be submitted by the Contractors for the Engineer to review and agree. In addition, site records should also be kept for the types of rock materials excavated and the traceability of delivery will be ensured with the implementation of Trip Ticket System and enforced by site supervisory staff as stipulated under DEVB TC(W) No. 6/2010 for tracking of the correct delivery to the rock crushing facilities for processing into aggregates. Alternative disposal option for the reuse of volcanic rock and Aplite Dyke rock, etc should also be explored.</p>	and be turned into concrete for structural use				
S11.5.1	WM2	<p><u>Construction and Demolition Material</u></p> <ul style="list-style-type: none"> • Maintain temporary stockpiles and reuse excavated fill material for backfilling and reinstatement; • Carry out on-site sorting; 	Good site practice to minimize the waste generation and recycle the C&D materials as far as	Contractor	All construction sites	Construction stage	<p>✓</p> <p>✓</p>

EIA Ref.	EM&A Log Ref	Recommended Mitigation Measure	Objectives of the Recommended Measures & Main Concerns to address	Who to implement the measures?	Location of the measures	When to implement the measures?	Implementation Status
		<ul style="list-style-type: none"> • Make provisions in the Contract documents to allow and promote the use of recycled aggregates where appropriate; • Adopt ‘Selective Demolition’ technique to demolish the existing structures and facilities with a view to recovering broken concrete effectively for recycling purpose, where possible; • Implement a trip-ticket system for each works contract to ensure that the disposal of C&D materials are properly documented and verified; and • Implement an enhanced Waste Management Plan similar to ETWBTC (Works) No. 19/2005 – “Environmental Management on Construction Sites” to encourage on-site sorting of C&D materials and to minimize their generation during the course of construction. • In addition, disposal of the C&D materials onto any sensitive locations such as agricultural lands, etc. should be avoided. The Contractor shall propose the final disposal sites to the Project Proponent and get its approval before implementation. 	practicable so as to reduce the amount for final disposal				<p style="text-align: center;">✓</p> <p style="text-align: center;">✓</p> <p style="text-align: center;">✓</p> <p style="text-align: center;">✓</p> <p style="text-align: center;">✓</p>
S11.5.1	WM3	<p><u>C&D Waste</u></p> <ul style="list-style-type: none"> • Standard formwork or pre-fabrication should be used as far as practicable in order to minimise the arising of C&D materials. The use of more durable formwork or plastic facing for the construction works should be considered Use of wooden hoardings should not be used, as in other projects. Metal hoarding should be used to 	Good site practice to minimize the waste generation and recycle the C&D materials as far as practicable so as to reduce the amount for final disposal	Contractor	All construction sites	Construction stage	<p style="text-align: center;">✓</p>

EIA Ref.	EM&A Log Ref	Recommended Mitigation Measure	Objectives of the Recommended Measures & Main Concerns to address	Who to implement the measures?	Location of the measures	When to implement the measures?	Implementation Status
		<p>enhance the possibility of recycling. The purchasing of construction materials will be carefully planned in order to avoid over ordering and wastage.</p> <ul style="list-style-type: none"> The Contractor should recycle as much of the C&D materials as possible on-site. Public fill and C&D waste should be segregated and stored in different containers or skips to enhance reuse or recycling of materials and their proper disposal. Where practicable, concrete and masonry can be crushed and used as fill. Steel reinforcement bar can be used by scrap steel mills. Different areas of the sites should be considered for such segregation and storage. 					✓
S11.5.1	WM4	<p><u>General Refuse</u></p> <ul style="list-style-type: none"> General refuse generated on-site should be stored in enclosed bins or compaction units separately from construction and chemical wastes. A reputable waste collector should be employed by the Contractor to remove general refuse from the site, separately from construction and chemical wastes, on a daily basis to minimize odour, pest and litter impacts. Burning of refuse on construction sites is prohibited by law. Aluminium cans are often recovered from the waste stream by individual collectors if they are segregated and made easily 	Minimize production of the general refuse and avoid odour, pest and litter impacts	Contractor	All construction sites	Construction stage	✓ ✓ ✓

EIA Ref.	EM&A Log Ref	Recommended Mitigation Measure	Objectives of the Recommended Measures & Main Concerns to address	Who to implement the measures?	Location of the measures	When to implement the measures?	Implementation Status
		<p>accessible. Separate labelled bins for their deposit should be provided if feasible.</p> <ul style="list-style-type: none"> Office wastes can be reduced through the recycling of paper if volumes are large enough to warrant collection. Participation in a local collection scheme should be considered by the Contractor. 					✓
S11.5.1	WM6	<p><u>Land-based and Marine-based Sediment</u></p> <ul style="list-style-type: none"> All construction plant and equipment shall be designed and maintained to minimize the risk of silt, sediments, contaminants or other pollutants being released into the water column or deposited in the locations other than designated location; All vessels shall be sized such that adequate draft is maintained between vessels and the sea bed at all states of the tide to ensure that undue turbidity is not generated by turbulence from vessel movement or propeller wash; Before moving the vessels which are used for transporting dredged material, excess material shall be cleaned from the decks and exposed fittings of vessels and the excess materials shall never be dumped into the sea except at the approved locations; Adequate freeboard shall be maintained on barges to ensure that decks are not washed by wave action. The Contractors shall monitor all vessels transporting material to 	To control pollution due to marine sediment	Contractor	Within Project Site Area	Construction Stage	<p>✓</p> <p>N/A</p> <p>N/A</p> <p>N/A</p> <p>N/A</p>

EIA Ref.	EM&A Log Ref	Recommended Mitigation Measure	Objectives of the Recommended Measures & Main Concerns to address	Who to implement the measures?	Location of the measures	When to implement the measures?	Implementation Status
		<p>ensure that no dumping outside the approved location takes place. The Contractor shall keep and produce logs and other records to demonstrate compliance and that journeys are consistent with designated locations and copies of such records shall be submitted to the engineers;</p> <ul style="list-style-type: none"> • The Contractors shall comply with the conditions in the dumping licence. • All bottom dumping vessels (Hopper barges) shall be fitted with tight fittings seals to their bottom openings to prevent leakage of material; • The material shall be placed into the disposal pit by bottom dumping; • Contaminated marine mud shall be transported by spit barge of not less than 750m³ capacity and capable of rapid opening and discharge at the disposal site; • Discharge shall be undertaken rapidly and the hoppers shall be closed immediately. Material adhering to the sides of the hopper shall not be washed out of the hopper and the hopper shall remain closed until the barge returns to the disposal site. • For Type 3 special disposal treatment, sealing of contaminant with geosynthetic containment before dropping into designated mud pit would be a possible arrangement. A geosynthetic containment 					<p>✓</p> <p>N/A</p> <p>N/A</p> <p>N/A</p> <p>N/A</p> <p>N/A</p>

EIA Ref.	EM&A Log Ref	Recommended Mitigation Measure	Objectives of the Recommended Measures & Main Concerns to address	Who to implement the measures?	Location of the measures	When to implement the measures?	Implementation Status
		<p>method is a method whereby the sediments are sealed in geosynthetic containers and, the containers would be dropped into the designated contaminated mud pit where they would be covered by further mud disposal and later by the mud pit capping at the disposal site, thereby fulfil confined mud disposal.</p>					
S11.5.1	WM7	<p><u>Chemical Waste</u></p> <ul style="list-style-type: none"> • Chemical waste that is produced, as defined by Schedule 1 of the Waste Disposal (Chemical Waste) (General) Regulation, should be handled in accordance with the Code of Practice on the Packaging, Labelling and Storage of Chemical Wastes. • Containers used for the storage of chemical wastes should be suitable for the substance they are holding, resistant to corrosion, maintained in a good condition, and securely closed; have a capacity of less than 450 liters unless the specification has been approved by the EPD; and display a label in English and Chinese in accordance with instructions prescribed in Schedule 2 of the regulation. • The storage area for chemical wastes should be clearly labelled and used solely for the storage of chemical waste; enclosed on at least 3 sides; have an impermeable floor and bunding of sufficient capacity to accommodate 110% of the volume of the largest container or 20 % of the total volume of waste stored in that area, 	Control the chemical waste and ensure proper storage, handling and disposal.	Contractor	All construction sites	Construction stage	<p>✓</p> <p>✓</p> <p>✓</p>

EIA Ref.	EM&A Log Ref	Recommended Mitigation Measure	Objectives of the Recommended Measures & Main Concerns to address	Who to implement the measures?	Location of the measures	When to implement the measures?	Implementation Status
		<p>whichever is the greatest; have adequate ventilation; covered to prevent rainfall entering; and arranged so that incompatible materials are adequately separated.</p> <ul style="list-style-type: none"> Disposal of chemical waste should be via a licensed waste collector; be to a facility licensed to receive chemical waste, such as the Chemical Waste Treatment Centre which also offers a chemical waste collection service and can supply the necessary storage containers; or be to a reuser of the waste, under approval from the EPD. 					✓
EM&A Project							
S14.2 – 14.4	EM2	<ol style="list-style-type: none"> An Environmental Team needs to be employed as per the EM&A Manual. Prepare a systematic Environmental Management Plan to ensure effective implementation of the mitigation measures. An environmental impact monitoring needs to be implementing by the Environmental Team to ensure all the requirements given in the EM&A Manual are fully complied with. 	Perform environmental monitoring & auditing	MTR Corporation/ Contractor	All construction sites	Construction stage	<p>✓</p> <p>✓</p> <p>✓</p>

Remarks :

- ✓ Compliance of mitigation measure
- X Non-compliance of mitigation measure
- Non-compliance but rectified by the contractor

* Recommendation was made during site audit but improved/rectified by the contractor.

N/A Not Applicable

***Appendix H – Cumulative Log for Environmental Exceedance,
Complaints, Notification of Summons and Successful Prosecutions***

Cumulative Log for Environmental Exceedance, Complaints, Notification of Summons and Successful Prosecution

Reporting Month	Number of Exceedance	Number of Environmental Complaints	Number of Notification of Summons	Number of Successful Prosecutions
January 2016	0	0	1	0
February 2016	0	0	0	0
March 2016	0	1	0	0
Total	0	1	1	0
Year 2013	0	0	0	0
Year 2014	0	0	0	0
Year 2015	0	16	0	0
Grand Total	0	17	1	0



大成環境科技拓展有限公司

ENVIRONMENTAL PIONEERS & SOLUTIONS LIMITED

豐盛創建環保科技集團附屬公司 *Subsidiary of FSE Environmental Technologies Group*
豐盛創建成員 *Member of FSE Holdings*

Ref. no.: KFMD0213-CL-160225

9th March 2016

Dear Sirs or Madams,

**MTR Shatin to Central Link –
Contract 1108 : Kai Tak Station and Associated Tunnels**

Complaint Investigation Report and Log

Based on the complaint incident received with details of:

Complaint ref.:	KFMD0213-CL-160225
EPD complaint ref.:	16-04292
Date received:	25 th February 2016
Incident location:	Gate 1
Description:	Complaint received on 25 th February 2016 was referred from EPD on 3 rd March 2016 regarding mud disposed from the vehicle leaving construction site to the Concorde Road which affecting the road condition and made the road muddy.

Enclosed please find the complaint investigation report and log sheets of the incident as for your record.

Yours faithfully,

Goldie Fung
ET leader

Environmental Pioneers and Solutions Limited

Flat A, 19/F, Chaiwan Industrial Centre, 20 Lee Chung Street, Chai Wan, Hong Kong Tel: (852) 2556 9172 Fax: (852) 2856 2010
香港柴灣利眾街 20 號柴灣中心工業大廈 19 字樓 A 座 電話: (852) 2556 9172 傳真: (852) 2856 2010 <http://www.epsl.com.hk>



MTR Shatin to Central Link – Contract 1108 : Kai Tak Station and Associated Tunnels

Report for Complaint/ Concern

Ref. no.: KFMD0213-CL-1602025

EPD complaint ref.: 16-04292

RECIPIENT

Name: Kaden – Chun Wo Joint Venture

Details: Complaint received on 25th February 2016 was referred from EPD on 3rd March 2016 regarding mud disposed from the vehicle leaving construction site to the Concorde Road which affecting the road condition and made the road muddy.

Received Date: 25th February 2016

Received Time: N/A

COMPLAINANT

Name: N/A

Tel: N/A

Address: N/A

COMPLAINT

Noise Air quality/Dust Water Odour Environment Traffic/Pedestrian

Safety Others

Event Date and Time: 25th February 2016

Location: Gate 1

INVESTIGATION RESULTS, RECOMMENDATIONS & MITIGATION MEASURES

1. Complaint received on 25th February 2016 was referred from EPD on 3rd March 2016 regarding mud disposed from the vehicle leaving construction site to the Concorde Road which affecting the road condition and made the road muddy. Environmental Team (ET) was informed via email by MTRC.
2. Observation of soil deposition on the haul road between the wheel washing bay and Gate 1 was noted during the weekly site inspection conducted on 23rd February 2016. Contractor was reminded to clean the haul road regularly and increase the frequencies of cleaning of wheel washing bay. The follow mitigation measures had been further tightened by contractor at Gate 1..
 - Two full time labours were assigned to wash the wheels.
 - The automatic high-pressure jets were installed at the wheel washing bay.
 - Unwashed vehicles were not allowed to leave the site by the security guard until washed thoroughly.
 - Water spraying truck was frequently deployed at the section between gate 1 and security booth. And, the water truck sprays water towards the site direction to avoid sprayed water entering onto concorde road.
3. Photos taken by the contractor show the site conditions on 25th February 2016 (Fig. 1 to 4). Subsequent weekly site inspections were conducted on 1st & 8th March 2016. No mud deposition and muddy road were observed on the concern area.

4. ET has conducted a site investigation with the representatives from MTRC and Contractor on 8th March 2016 to resolve the concern.
5. During the investigation, no mud disposed on the haul road near Gate 1 and Concorde Road was noted during the inspections and the Concorde Road was free of muddy water (Fig. 5 to 8). The following measures were observed for the prevention of mud deposition and muddy road.
 - Wheel washing bay and high pressure water jets were provided at Gate 1 for washing off the soil and dirt from body and wheel of the vehicles before leaving the site
 - Water truck was assigned for cleaning the haul road between wheel washing bay and Gate 1
6. Contractor was reminded to enhance the effectiveness of vehicle washing (if necessary) to avoid dropping of soil on public road and cause road muddy.
 - The time for wheel washing was extended for more thorough cleaning;
 - Staffs were further instructed to ensure all vehicles were thoroughly cleaned and the load of dump trucks were properly covered before leaving the site;
 - The efficiency of mud removal from vehicles was improved by installation of sprinklers.
 - More frequent clearing of mud from washing pool was implemented.
 - A penalty mechanism was adapted to prevent unwashed dump trucks leaving the site;
7. The Contractor was seriously reminded to implement all necessary mitigation measure to avoid dropping of soil on public road and cause road muddy.

Signature:



Goldie Fung, ET Leader

Date:09-03-2016

Fig.1 – Vehicle was stopped and washed thoroughly before leaving Gate 1. (25th February 2016)



Fig. 2 Water truck sprayed water in an inward direction. (25th February 2016)



Fig. 3 Gate 1 access was free of mud. (25th February 2016)



Fig. 4 High-pressure water jets are installed at wheel washing bay. (25th February 2016)



Fig.5 High-pressure water jets were installed at the wheel washing bay



Fig.6 Water truck was assigned for cleaning the haul road.



Fig.7 No mud was observed on the haul road near Gate 1 and Concorde Road.



Fig.8 No mud was observed on the haul road near Gate 1 and Concorde Road.




COMPLAINT / CONCERN LOG

Ref: KFMD0213-CL-160225

Log Ref	Event Date/Location	Complainant/Date of Contact	Details of Complaint	Investigation/Mitigation Action	File Closed
<p>Ref no.: KFMD0213-C L-160225</p> <p>EPD complaint ref.: 16-04292</p>	<p>Gate 1</p>	<p>Complaint was received on 25th February 2016.</p>	<p>Complaint received on 25th February 2016 was referred from EPD on 3rd March 2016 regarding mud disposed from the vehicle leaving construction site to the Concorde Road which affecting the road condition and made the road muddy.</p>	<ol style="list-style-type: none"> 1. Complaint received on 25th February 2016 was referred from EPD on 3rd March 2016 regarding mud disposed from the vehicle leaving construction site to the Concorde Road which affecting the road condition and made the road muddy. Environmental Team (ET) was informed via email by MTRC. 2. Observation of soil deposition on the haul road between the wheel washing bay and Gate 1 was noted during the weekly site inspection conducted on 23rd February 2016. Contractor was reminded to clean the haul road regularly and increase the frequencies of cleaning of wheel washing bay. The follow mitigation measures had been further tightened by contractor at Gate 1. <ul style="list-style-type: none"> - Two full time labours were assigned to wash the wheels. - The automatic high-pressure jets were installed at the wheel washing bay. - Unwashed vehicles were not allowed to leave the site by the security guard until washed thoroughly. - Water spraying truck was frequently deployed at the section between gate 1 and security booth. And, the water truck sprays water towards the site direction to avoid sprayed water entering onto concorde road. 3. Photos taken by the contractor show the site conditions on 25th February 2016 (Fig. 1 to 4). Subsequent weekly site inspections were conducted on 1st & 8th March 2016. No mud deposition and muddy road were observed on the concern area. 4. ET has conducted a site investigation with the representatives from MTRC and Contractor on 8th March 2016 to resolve the concern. 5. During the investigation, no mud disposed on the haul road 	<p>Yes</p>

				<p>near Gate 1 and Concorde Road was noted during the inspections and the Concorde Road was free of muddy water (Fig. 5 to 8). The following measures were observed for the prevention of mud deposition and muddy road.</p> <ul style="list-style-type: none"> - Wheel washing bay and high pressure water jets were provided at Gate 1 for washing off the soil and dirt from body and wheel of the vehicles before leaving the site - Water truck was assigned for cleaning the haul road between wheel washing bay and Gate 1 <p>6. Contractor was reminded to enhance the effectiveness of vehicle washing (if necessary) to avoid dropping of soil on public road and cause road muddy.</p> <ul style="list-style-type: none"> - The time for wheel washing was extended for more thorough cleaning; - Staffs were further instructed to ensure all vehicles were thoroughly cleaned and the load of dump trucks were properly covered before leaving the site; - The efficiency of mud removal from vehicles was improved by installation of sprinklers. - More frequent clearing of mud from washing pool was implemented. - A penalty mechanism was adapted to prevent unwashed dump trucks leaving the site; <p>7. The Contractor was seriously reminded to implement all necessary mitigation measure to avoid dropping of soil on public road and cause road muddy.</p>	
--	--	--	--	--	--

Filed by Environmental Team Leader: _____  _____

Date: 09th March 2016

Appendix I

**30th Monthly EM&A Report for Works Contract 1102 –
Hin Keng Station and Approach Structures**

MTR Corporation Limited


**Shatin to Central Link –
Tai Wai to Hung Hom Section**

Monthly EM&A Report No. 30

[Period from 1 to 31 March 2016]

Works Contract 1102 –
Hin Keng Station and Approach Structures

(April 2016)

Certified by: 
_____ Dr. Priscilla Choy

Position: Environmental Team Leader

Date: 11th April 2016

Penta-Ocean Construction Co. Ltd.

Shatin to Central Link –

**Contract 1102
Hin Keng Station and Approach
Structures**

**Monthly Environmental Monitoring
and Audit Report**

(Version 1.0)

March 2016

Approved By



(Contractor's Environmental Team Leader)

REMARKS:

The information supplied and contained within this report is, to the best of our knowledge, correct at the time of printing.

CINOTECH accepts no responsibility for changes made to this report by third parties.

CINOTECH CONSULTANTS LTD

Room 1710, Technology Park,

18 On Lai Street,

Shatin, NT, Hong Kong

Tel: (852) 2151 2083 Fax: (852) 3107 1388

Email: info@cinotech.com.hk

TABLE OF CONTENTS

	Page
EXECUTIVE SUMMARY	1
Introduction	1
Summary of Construction Works undertaken during the Reporting Month	1
Environmental Monitoring and Audit Progress	1
Regular Construction Noise and Construction Dust Monitoring	1
Waste Management	1
Landscape and Visual.....	1
Environmental Site Inspection	2
Environmental Exceedance/Non-conformance/Complaint/Summons and Successful Prosecution	2
Future Key Issues	2
1 INTRODUCTION	3
Purpose of the Report	3
Structure of the Report	3
2 PROJECT INFORMATION.....	4
Background	4
General Site Description	4
Construction Programme and Activities	4
Project Organization.....	4
Status of Environmental Licences, Notification and Permits.....	4
Summary of EM&A Requirements	5
3 ENVIRONMENTAL MONITORING REQUIREMENTS	6
Regular Construction Noise Monitoring	6
Monitoring Parameter and Frequency	6
Monitoring Equipment, Maintenance, Calibration and Procedures	6
Action & Limit Level for Construction Noise Monitoring	7
Continuous Noise Monitoring	7
Regular Construction Dust Monitoring	7
Monitoring Parameter and Frequency	7
Monitoring Equipment, Maintenance, Calibration and Procedures	7
Action and Limit Levels for Dust Monitoring	8
Landscape and Visual.....	8
4 IMPLEMENTATION STATUS ON ENVIRONMENTAL PROTECTION REQUIREMENTS	9
5 MONITORING RESULTS	10
Regular Construction Noise Monitoring	10
Regular Dust Monitoring.....	10
Waste Management	11
Landscape and Visual.....	11
6 ENVIRONMENTAL SITE INSPECTION.....	12
Site Audits	12
Implementation Status of Environmental Mitigation Measures.....	12
7 ENVIRONMENTAL NON-CONFORMANCE.....	14
Summary of Exceedances	14

Summary of Environmental Non-Compliance	14
Summary of Environmental Complaint	14
Summary of Environmental Summon and Successful Prosecution	14
8 FUTURE KEY ISSUES	15
Construction Programme for the Next Month.....	15
Key Issues in the Next Month	15
Monitoring Schedule in the Next Month.....	15
9 CONCLUSIONS AND RECOMMENDATIONS	16
Conclusions	16
Recommendations	16

LIST OF TABLES

Table 2.1	Summaries of Environmental Licences, Notification and Permits
Table 3.1	Regular Construction Noise Monitoring Station
Table 3.2	Construction Noise Monitoring Parameters and Frequency
Table 3.3	Dust Monitoring Station
Table 3.4	Dust Monitoring Parameters and Frequency
Table 4.1	Status of Required Submissions under EP
Table 5.1	Summary Table of Construction Noise Monitoring Results
Table 5.2	Summary Table of Dust Monitoring Results
Table 5.3	Quantities of Waste Generated from the Project
Table 6.1	Observations and Recommendations of Site Audit

LIST OF FIGURES

Figure 1	Site Layout Plan of Works Contract 1102
Figure 2	Organization Chart and Key Contact of the Project
Figure 3	Location of Noise Monitoring Station
Figure 4	Location of Dust Monitoring Station

LIST OF APPENDICES

Appendix A	Tentative Construction Programme
Appendix B	Action and Limit Levels
Appendix C	Summary of Exceedance
Appendix D	Site Audit Summary
Appendix E	Updated Environmental Mitigation Implementation Schedule
Appendix F	Event and Action Plans
Appendix G	Waste Generation in the Reporting Month
Appendix H	Log and Cumulative Summary Table for Complaints, Notifications of Summons and Successful Prosecutions

EXECUTIVE SUMMARY

Introduction

1. This is the 30th monthly Environmental Monitoring and Audit (EM&A) Report prepared by Cinotech Consultants Limited for MTR Shatin to Central Link (SCL) Works Contract 1102 – Hin Keng Station and Approach Structures. This report documents the findings of EM&A Works conducted from 1 to 31 March 2016.

Summary of Construction Works undertaken during the Reporting Month

2. The major site activities undertaken in the reporting month include:
 - Slope improvement works;
 - Superstructure works at At-Grade Box;
 - Superstructure works at Viaduct;
 - ABWF works at Hin Keng Station; and
 - Modification of Retaining Wall.

Environmental Monitoring and Audit Progress

3. A summary of the monitoring activities in this reporting period is listed below and the monitoring works were undertaken by Contractor ET of Works Contract SCL 1103:

Regular Construction Noise and Construction Dust Monitoring

- Regular construction noise monitoring during normal working hours
Noise Monitoring Station ID
 - NMS-CA-1⁽¹⁾ (C.U.H.K.A.A Thomas Cheung School) 5 times
- Construction Dust (24-hour TSP) Monitoring
Dust Monitoring Station ID
 - DMS-1⁽¹⁾ (C.U.H.K.A.A Thomas Cheung School) 5 times

Remarks:

(1) Station ID as identified in approved EM&A Manual / EIA Report for SCL(TAW-HUH).

Waste Management

4. Wastes generated from this Project include inert construction and demolition (C&D) materials and non-inert C&D materials. About 106.9 m³ of inert C&D materials were generated from the Project and sent to Tuen Mun Area 38 Fill Bank and Tseung Kwan O Area 137 Fill Bank during the reporting month. No non-recyclable non-inert C&D materials and 199.9 m³ general refuse were disposed of at NENT Landfill. No chemical wastes, steel material, plastics and paper/cardboard packaging was generated and collected by the recycler during this reporting month.

Landscape and Visual

5. Bi-weekly inspection of the implementation of landscape and visual mitigation measures was conducted on 1, 18 and 29 March 2016. Most of the necessary mitigation measures have been implemented and recommended follow-up actions have been

discharged by the Contractor. Details of the audit findings and implementation status are presented in **Section 6**.

Environmental Site Inspection

6. Joint weekly site inspections were conducted by representatives of the Contractor, Engineer and Contractor's ET on 1, 8, 18, 22 and 29 March 2016. The representative of the IEC joined the site inspection on 22 March 2016. Details of the audit findings and implementation status are presented in **Section 6**.

Environmental Exceedance/Non-conformance/Complaint/Summons and Successful Prosecution

7. No exceedance of the Action and Limit Levels of regular construction noise monitoring and 24-hour TSP monitoring was recorded during the reporting period.
8. No non-compliance event was recorded during the reporting period.
9. No reporting change was recorded during the reporting period.
10. No Project related environmental complaint and notification of summons/ successful prosecutions were received in this reporting period.

Future Key Issues

11. Major site activities for the coming reporting month will include:
 - Slope improvement works;
 - Superstructure works at At-Grade Box;
 - Superstructure works at Viaduct;
 - ABWF works at Hin Keng Station; and
 - Modification of Retaining Wall and Installation of Noise Barrier.

1 INTRODUCTION

1.1 Cinotech Consultants Limited (Cinotech) was appointed by Penta-Ocean Construction Co.Ltd. (POC) as the Environmental Team (ET) to undertake the Environmental Monitoring and Audit (EM&A) programme during construction phase of the MTR Shatin to Central Link (SCL)Works Contract 1102 – Hin Keng Station and Approach Structures (hereafter referred to as the Project).

Purpose of the Report

1.2 This is the 30th EM&A report which summarises the impact monitoring results and audit findings for the EM&A programme during the reporting period from 1 to 31 March 2016.

Structure of the Report

1.3 The structure of the report is as follows:

Section 1: **Introduction** - details the scope and structure of the report.

Section 2: **Project Information** - summarises background and scope of the project, site description, project organization and contact details, construction programme, the construction works undertaken and the status of Environmental Permits/Licenses during the reporting period.

Section 3: **Environmental Monitoring Requirement** - summarises the monitoring parameters, monitoring frequency, monitoring locations, Action and Limit Levels, Event / Action Plans, environmental mitigation measures as recommended in the EIA report and relevant environmental requirements.

Section 4: **Implementation Status on Environmental Mitigation Measures** - summarises the implementation of environmental protection measures during the reporting period.

Section 5: **Monitoring Results** - summarises the monitoring results obtained in the reporting period.

Section 6: **Environmental Site Inspection** - summarises the audit findings of the weekly site inspections undertaken within the reporting period.

Section 7: **Environmental Non-conformance** - summarises any monitoring exceedance, environmental complaints and environmental summons within the reporting period.

Section 8: **Future Key Issues** - summarises the impact forecast and monitoring schedule for the next three months.

Section 9: **Conclusions and Recommendations**

2 PROJECT INFORMATION

Background

- 2.1 The Shatin to Central Link – Tai Wai to Hung Hom Section (hereafter referred to as SCL (TAW-HUH)) is an approximately 11 km long extension of the Ma On Shan Line and links up with the West Rail Line at Hung Hom forming a strategic east-west rail corridor. It is a Designated Project under the Environmental Impact Assessment Ordinance (Cap. 499) (EIAO).
- 2.2 The construction of the SCL (TAW-HUH) has been divided into a series of civil construction Works Contracts. This Works Contract 1102 covers the construction of SCL Hin Keng Station (HIK Station) and its approach structures. This construction contract was awarded to Penta-Ocean Construction Co. Ltd. (POC) in July 2013 and the EM&A programme was commenced on 1st October 2013.

General Site Description

- 2.3 For Works Contract 1102, the works area for the HIK Station is located next to Hin Keng Estate and Che Kung Miu Road. The alignment and works area for the Works Contract 1102 are shown in **Figure 1**.

Construction Programme and Activities

- 2.4 A summary of the major construction activities undertaken in this reporting period is shown as follows. The tentative construction programme is presented in **Appendix A**.
- Slope improvement works;
 - Superstructure works at At-Grade Box;
 - Superstructure works at Viaduct;
 - ABWF works at Hin Keng Station; and
 - Modification of Retaining Wall.

Project Organization

- 2.5 The project organization chart and contact details are shown in **Figure 2**.

Status of Environmental Licences, Notification and Permits

- 2.6 A summary of the relevant permits, licences, and/or notifications on environmental protection for this Project since the commencement of the construction works in October 2013 are presented in **Table 2.1**.

Table 2.1 Summary of the Status of Environmental Licences, Notification and Permits

Permit / License No.	Valid Period		Status
	From	To	
Environmental Permit (EP)			
EP-438/2012/J	29/2/2016	N/A	Valid
Notification pursuant to Air Pollution Control (Construction Dust) Regulation			
Reference No: 362534	29/7/2013	N/A	Valid
Billing Account for Construction Waste Disposal			
A/C No.: 7017900	02/8/2013	N/A	Valid
Registration of Chemical Waste Producer			
Registration No. 5218-759-P1057-03	03/9/2013	N/A	Valid
Effluent Discharge License under Water Pollution Control Ordinance			
WT00018589-2014	29/4/2014	30/9/2018	Valid
Construction Noise Permit (CNP)			
GW-RN0607-15	15/10/2015	14/4/2016	Valid
GW-RN0757-15	30/12/2015	29/6/2016	Valid
GW-RN0878-15	30/12/2015	29/6/2016	Valid

Summary of EM&A Requirements

- 2.7 The EM&A programme under Works Contract 1102 require regular dust and noise monitoring as well as environmental site audits. The EM&A requirements are described in the following sections, including:
- All monitoring parameters;
 - Action and Limit levels for all environmental parameters;
 - Event / Action Plans;
 - Environmental mitigation measures, as recommended in the Project EIA study final report; and
 - Environmental requirements in contract documents.
- 2.8 The advice on the implementation status of environmental protection and pollution control/mitigation measures is summarized in **Section 6** of this report.
- 2.9 This report presents the monitoring results, observations, locations of the required monitoring parameters, namely construction noise & dust monitoring as well as audit works for the Project in the reporting month.

3 ENVIRONMENTAL MONITORING REQUIREMENTS

Regular Construction Noise Monitoring

- 3.1 In accordance with the EM&A Manual, monitoring of construction noise impact should be conducted at the designated monitoring station. The construction noise monitoring location is listed in **Table 3.1** and shown in **Figure 3**.

Table 3.1 Regular Construction Noise Monitoring Station

Regular Construction Noise Monitoring Location	Description	Type of Measurement
NMS-CA-1 ⁽¹⁾	C.U.H.K.A.A Thomas Cheung School	Façade

Note (1): NSR ID as identified in approved EM&A Manual / EIA Report for SCL(TAW-HUH).

Monitoring Parameter and Frequency

- 3.2 Weekly construction noise monitoring was conducted in accordance with the requirements stipulated in the EM&A Manual by the Contractor Environmental Team of Works Contract SCL 1103. If works are to be carried out during restricted hours, the conditions stipulated in the construction noise permit issued by the Noise Control Authority have to be followed. The monitoring schedule for this reporting period could be referred to Appendix K of SCL 1103 monthly EM&A report. The construction noise was monitored at the frequency and duration stated in **Table 3.2**.

Table 3.2 Construction Noise Monitoring Parameters and Frequency

Monitoring Period	Duration	Parameter	Frequency
Impact Monitoring	Throughout the construction period	L_{eq} (30min)	Once per week

- 3.3 The construction noise levels were measured in terms of the A-weighted equivalent continuous sound pressure level (L_{Aeq}) in decibels dB(A). L_{Aeq} (30min) was used as the monitoring metric for the time period between 0700 – 1900 hours on normal weekdays while L_{10} and L_{90} were also recorded as supplementary reference information for data auditing.

Monitoring Equipment, Maintenance, Calibration and Procedures

- 3.4 The detailed information of monitoring equipment, maintenance, calibration and procedures could be referred to Section 4.2 of SCL 1103 monthly EM&A report.

Action & Limit Level for Construction Noise Monitoring

- 3.5 The Action and Limit Levels are presented in **Appendix B** and the Event / Action Plan (EAP) for noise monitoring is presented in **Appendix F**.

Continuous Noise Monitoring

- 3.6 With reference to the latest Continuous Noise Monitoring Plan (CNMP) and Construction Noise Mitigation Measures Plan (CNMMP) prepared and submitted under EP Condition 2.10, it is predicted that no residual air-borne construction noise impacts exceeding the relevant noise criteria will be anticipated. Therefore, no continuous noise monitoring is required during the construction of the SCL (TAW-HUH) under Works Contract 1102.

Regular Construction Dust Monitoring

- 3.7 The proposed dust monitoring station for the construction phase of the Project, as recommended in the approved EM&A Manual, is listed in **Table 3.3** and shown in **Figure 4**.

Table 3.3 Dust Monitoring Station

Regular Dust Monitoring Location	Description
DMS-1 ⁽¹⁾	C.U.H.K.A.A. Thomas Cheung School

Note (1): ASR ID as identified in approved EM&A Manual / EIA Report for SCL(TAW-HUH).

Monitoring Parameter and Frequency

- 3.8 The dust monitoring (in terms of Total Suspended Particulates (TSP)) was conducted at the designated monitoring station in accordance with the requirements stipulated in the EM&A Manual. The monitoring schedule for this reporting period could be referred to Appendix K of SCL 1103 monthly EM&A report. The 24-hour TSP levels were monitored at the frequency and duration stated in **Table 3.4**.

Table 3.4 Dust Monitoring Parameters and Frequency

Monitoring Period	Duration	Parameter	Frequency
Impact Monitoring ⁽¹⁾	Throughout the construction period	24-hour TSP ⁽²⁾	Once per 6 days

Note:

- (1) 1- hour TSP shall be conducted when one documented valid complaint is received.
(2) 24-hour TSP will be conducted when project-related construction activities are being undertaken within a radius of 500m from monitoring stations.

Monitoring Equipment, Maintenance, Calibration and Procedures

- 3.9 The detailed information of monitoring equipment, maintenance, calibration and procedures could be referred to Section 3.2 of SCL 1103 monthly EM&A report.

Action and Limit Levels for Dust Monitoring

- 3.10 The Action and Limit levels have been established and are presented in **Appendix B** and the Event / Action Plan (EAP) for dust monitoring is presented in **Appendix F**.

Landscape and Visual

- 3.11 In accordance with the EM&A Manual, the landscape and visual mitigation measures shall be implemented and a site inspection shall be conducted once every two weeks throughout the construction period. The implementation status is given in **Appendix E**. The Event / Action Plan (EAP) for landscape and visual are presented in **Appendix F**.

4 IMPLEMENTATION STATUS ON ENVIRONMENTAL PROTECTION REQUIREMENTS

- 4.1 The Contractor has implemented environmental mitigation measures and requirements as stated in the EIA Report, the Environmental Permit and EM&A Manual. The implementation status of the environmental mitigation measures of the reporting period is summarized in **Appendix E**. Status of required submissions under the Environmental Permit (EP) of the reporting period is presented in **Table 4.1**.

Table 4.1 Status of Required Submissions under EP

EP Condition	Submission	Submission Date
3.4	Monthly Environmental Monitoring & Audit Report (February 2016)	14 March 2016

5 MONITORING RESULTS

Regular Construction Noise Monitoring

- 5.1 A total of 5 sets of 30-minute construction noise measurements were carried out at the monitoring stations during normal weekdays during the reporting period by ET of SCL 1103. No exceedance of the limit level was recorded at designated monitoring station.
- 5.2 Based on observation during the on-site monitoring, road traffic nearby is considered as a potential noise source other than construction works of the Project that affects the monitoring results of the reporting month.
- 5.3 The detailed noise monitoring results together with their graphical presentations are presented in Appendix H of SCL 1103 monthly EM&A report.

Table 5.1 Summary Table of Construction Noise Monitoring Results

Parameter	Minimum Leq(30min), dB(A)	Maximum Leq(30min), dB(A)	Action Level	Limit Level, Leq(30min), dB(A)
Noise	< Baseline Level	< Baseline Level	When one documented complaint is received	70/65 ⁽¹⁾

Remarks:

- (1) For normal day-time working hours, the noise criteria is 70 dB(A) and 65 dB(A) for normal teaching period and examination periods respectively.
- (2) The noise monitoring data presented in the table is baseline corrected.

- 5.4 No exceedance of the Action and Limit Levels of construction noise due to the Project was recorded during the reporting period.

Regular Dust Monitoring

- 5.5 A total of 5 sets of 24-hour TSP monitoring were carried out at the designated monitoring station of the reporting period by ET of Works Contract SCL 1103. The monitoring results together with their graphical presentations are presented in Appendix E of SCL 1103 monthly EM&A report and a summary of the dust monitoring results in this reporting month is given in **Table 5.2**.

Table 5.2 Summary Table of Dust Monitoring Results

Parameter	Minimum $\mu\text{g}/\text{m}^3$	Maximum $\mu\text{g}/\text{m}^3$	Average $\mu\text{g}/\text{m}^3$	Action Level, $\mu\text{g}/\text{m}^3$	Limit Level, $\mu\text{g}/\text{m}^3$
24-hr TSP	21.1	78.4	39.2	148.7	260

- 5.6 Wind monitoring data obtained from Kai Tak Meteorological Station of Hong Kong Observatory is shown in Appendix F of SCL 1103 monthly EM&A report.
- 5.7 Based on observation during the on-site monitoring, road traffic emission nearby is considered as a potential dust source other than construction works of the Project that affects the monitoring results of the reporting month.
- 5.8 No exceedance of the Action and Limit Levels of the 24-hour TSP was recorded during the reporting period.

Waste Management

- 5.9 Waste generated from this Project includes inert construction and demolition (C&D) materials and non-inert C&D materials. Non-inert C&D materials are made up of general refuse, vegetative wastes and recyclable wastes like plastics and paper/cardboard packaging materials. With reference to relevant handling records and trip tickets of this Project, the quantities of different types of waste generated in the reporting month are summarised in **Table 5.3**. No chemical waste, steel material, plastics, paper/cardboard packaging was generated during this reporting month. Details of waste management data is presented in **Appendix G**.

Table 5.3 Quantities of Waste Generated from the Project

Reporting Month	Quantity					
	C&D Materials (inert) ^{(a)(b)}	C&D Materials (non-inert) ^(c)				
		General Refuse	Chemical Waste	Recycled materials		
Paper/cardboard	Plastics			Metals		
March 2016 ^(d)	106.9 m ³	199.9 m ³	0 kg	0 kg	0 kg	0 kg

Notes:

- (a) Inert C&D materials include excavated soil and rock. 104.5 m³ and 2.4 m³ of inert C&D materials were delivered to Tuen Mun Area 38 Fill Bank and Tseung Kwan O Area 137 Fill Bank during the reporting month.
- (b) No excavated soil was delivered to Contract 1108A Kai Tak Barging Point and would be reused in reporting month.
- (c) Non-inert C&D materials include steel, paper/cardboard packaging waste, plastics and other wastes such as general refuse and vegetative wastes. Steel materials generated from the project are grouped into non-inert C&D materials as the materials were not disposed of with other inert C&D materials. General refuse was delivered to designated landfill for disposal.
- (d) The cut-off date of the waste flow table in reporting month was 30 March 2016.

Landscape and Visual

- 5.10 Bi-weekly inspection of the implementation of landscape and visual mitigation measures was conducted on 1, 18 and 29 March 2016. The observations and recommendations made during the audit sessions are summarized in **Table 6.1**.

6 ENVIRONMENTAL SITE INSPECTION

Site Audits

- 6.1 Site audits were carried out by ET on weekly basis to monitor the timely implementation of proper environmental management practices and mitigation measures in the Project site. The summaries of site audits are attached in **Appendix D**.
- 6.2 Site audits were conducted on 1, 8, 18, 22 and 29 March 2016 by ET. A joint site audit with the representative with IEC, ER, the Contractor and the ET was carried out on 22 March 2016. EPD site inspection was conducted on 9 March 2016 for effluent discharge. No adverse comment was received during EPD site inspection. The details of observations during site audit carried out by ET can refer to **Table 6.1**.

Implementation Status of Environmental Mitigation Measures

- 6.3 According to the EIA Study Report, Environmental Permit and the EM&A Manual of the Project, the mitigation measures detailed in the documents are recommended to be implemented during the construction phase. An updated summary of the Environmental Mitigation Implementation Schedule (EMIS) is provided in **Appendix E**.
- 6.4 During site inspections in the reporting month, no non-conformance was identified. The observations and recommendations made during the audit sessions are summarized in **Table 6.1**.

Table 6.1 Observations and Recommendations of Site Audit

Parameters	Date	Observations and Recommendations	Follow-up
<i>Water Quality</i>	18 Mar 2016	<u>Reminder:</u> Sand bag bund should be provided to site entrance of At-Grade Box to direct runoff for preparation of rainy season.	Sand bag bund was provided to the site entrance of At-Grade Box on 22 Mar 2016.
	22 Mar 2016	<u>Reminder:</u> Sand bags should be provided between concrete blocks in work area near swimming pool to retain runoff within site boundary.	Sand bags were provided between concrete blocks on 29 Mar 2016.
<i>Noise</i>	N/A	There was no observation in the reporting period.	N/A
<i>Landscape and Visual</i>	26 Feb 2016	Construction waste and material should be removed from tree protection zone next to tennis court and near retained trees next to football court. The Contractor was also reminded to properly maintain the fencing and barrier of tree protection zone.	Material was removed and barrier of tree protection zone next to tennis court was maintained on 1 Mar 2016. Material and waste were placed away from trees next to football court.
	8 Mar 2016	<u>Reminder:</u> The Contractor was reminded to load and unload construction materials with care to prevent damage to tree near football court.	Construction material was placed away from tree protection zone on 18 Mar 2016.
<i>Air Quality</i>	22 Mar 2016	<u>Reminder:</u> Generator under Tower Crane T3 should be kept maintenance to prevent smoke	No smoke emission was observed from the generator during site inspection on 29 Mar 2016.

Parameters	Date	Observations and Recommendations	Follow-up
		emission.	
Waste / Chemical Management	1 Mar 2016	<u>Reminder:</u> Oil mixture on drip tray in work area near swimming pool should be properly cleared.	Oil mixture on drip tray was cleared on 8 Mar 2016.
	8 Mar 2016	<u>Reminder:</u> Drip tray should be provided to chemical containers at ground floor near tail track in station area.	The chemical containers were removed on 18 Mar 2016.
	29 Mar 2016	<u>Reminder:</u> Accumulated water in drip tray in Viaduct area should be properly cleared.	Follow up actions will be reported in the next month.
Permits/ Licenses	N/A	There was no observation in the reporting period.	N/A

7 ENVIRONMENTAL NON-CONFORMANCE

Summary of Exceedances

- 7.1 No exceedance of the Action and Limit Levels of the regular construction noise and 24-hour TSP monitoring was recorded during the reporting month. The summary of exceedance is provided in **Appendix C**.

Summary of Environmental Non-Compliance

- 7.2 No environmental non-compliance was recorded in the reporting month.

Summary of Environmental Complaint

- 7.3 No environmental Project-related complaint was received in the reporting month. The Complaint Log in reporting month and cumulative summary table since the commencement of the Project is presented in **Appendix H**.

Summary of Environmental Summon and Successful Prosecution

- 7.4 There was no successful environmental prosecution or notification of summons received since the Project commencement. The Log for environmental summon and successful prosecution in reporting month and cumulative summary table since the commencement of the Project is presented in **Appendix H**.

8 FUTURE KEY ISSUES

Construction Programme for the Next Month

8.1 A tentative construction programme is provided in **Appendix A**. The major construction activities in the coming month will include:

- Slope improvement works;
- Superstructure works at At-Grade Box;
- Superstructure works at Viaduct;
- ABWF works at Hin Keng Station; and
- Modification of Retaining Wall and Installation of Noise Barrier.

Key Issues in the Next Month

8.2 Key issues to be considered in the coming month include:

- Dust arising from loading, unloading, transfer, handling or storage of bulk cement, excavated materials and soil erosion in dry days;
- Control of silty surface runoff;
- Implementation of mitigation measures for wastewater spillage from construction works.
- Preservation and protection of retained and transplanted trees;
- Implementation of mitigation measures for noise nuisance from construction works;
- Regular removal of silt, mud and sand along drainage channels and sedimentation tanks; and
- Proper storage and mitigation measures for oil/chemical containers.

Monitoring Schedule in the Next Month

8.3 The tentative schedule of regular construction noise monitoring and 24-hour TSP monitoring at in the next reporting period is presented in Appendix K of SCL 1103 monthly EM&A report. The regular construction noise monitoring and 24-hour TSP monitoring will be conducted at the same monitoring locations in the next reporting period.

9 CONCLUSIONS AND RECOMMENDATIONS

Conclusions

- 9.1 The Environmental Monitoring and Audit (EM&A) Report presents the EM&A works undertaken during the period from 1 to 31 March 2016 in accordance with EM&A Manual and the requirement under EP.
- 9.2 No exceedance of the Action and Limit Levels of regular construction noise and 24-hour TSP monitoring was recorded at the designated monitoring stations during the reporting month.
- 9.3 5 times of joint weekly site inspections were conducted by representatives of the Contractor, Engineer and Contractor's ET and 3 time of bi-weekly inspection of the implementation of landscape and visual mitigation measures were conducted during the reporting period.
- 9.4 There was no Project related environmental complaint, successful prosecution or notification of summons received during the reporting month.
- 9.5 The ET will keep track on the EM&A programme to ensure compliance of environmental requirements and the proper implementation of all necessary mitigation measures.

Recommendations

- 9.6 According to the environmental audit performed in the reporting month, the following recommendations were made:

Water Quality

- Sand bags should be provided where appropriate to prevent untreated runoff leakage out of site boundary.

Landscape and Visual

- "No-intrusion zone" should be established and maintained for existing trees as far as practicable. The Contractor is reminded to closely monitor and restrict the site working staff from entering the erected "no-intrusion zone" for existing trees, and handle any construction material near tree protection zone with care to prevent damaging nearby trees.

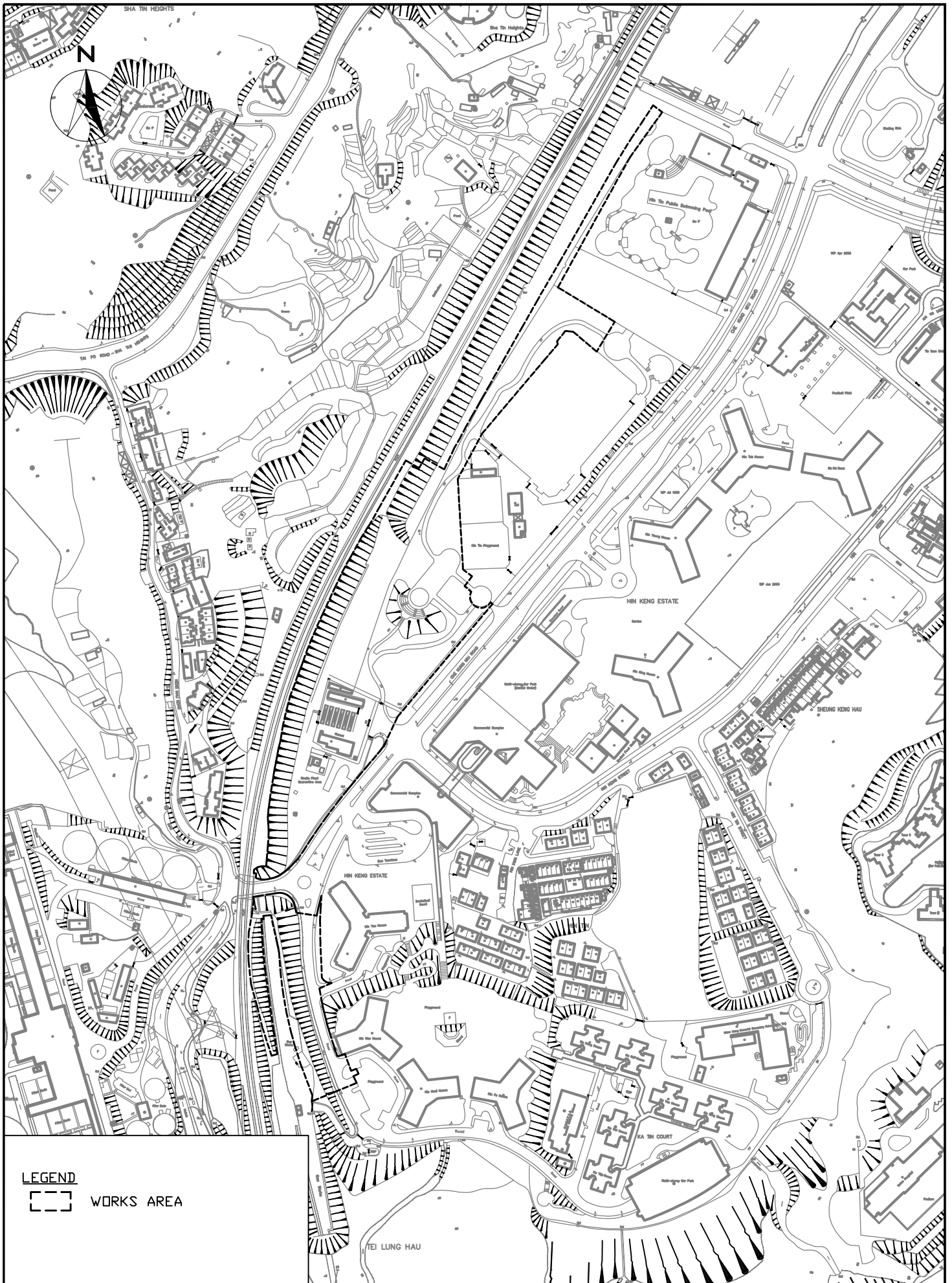
Air Quality

- Regular maintenance should be provided to on-site plants and machines to prevent smoke emission.

Waste/Chemical Management

- Good site practice of providing drip trays with maintenance for temporary use of chemicals shall be sustained. Oil mixture and accumulated rainwater in drip trays should be properly cleared.

FIGURES



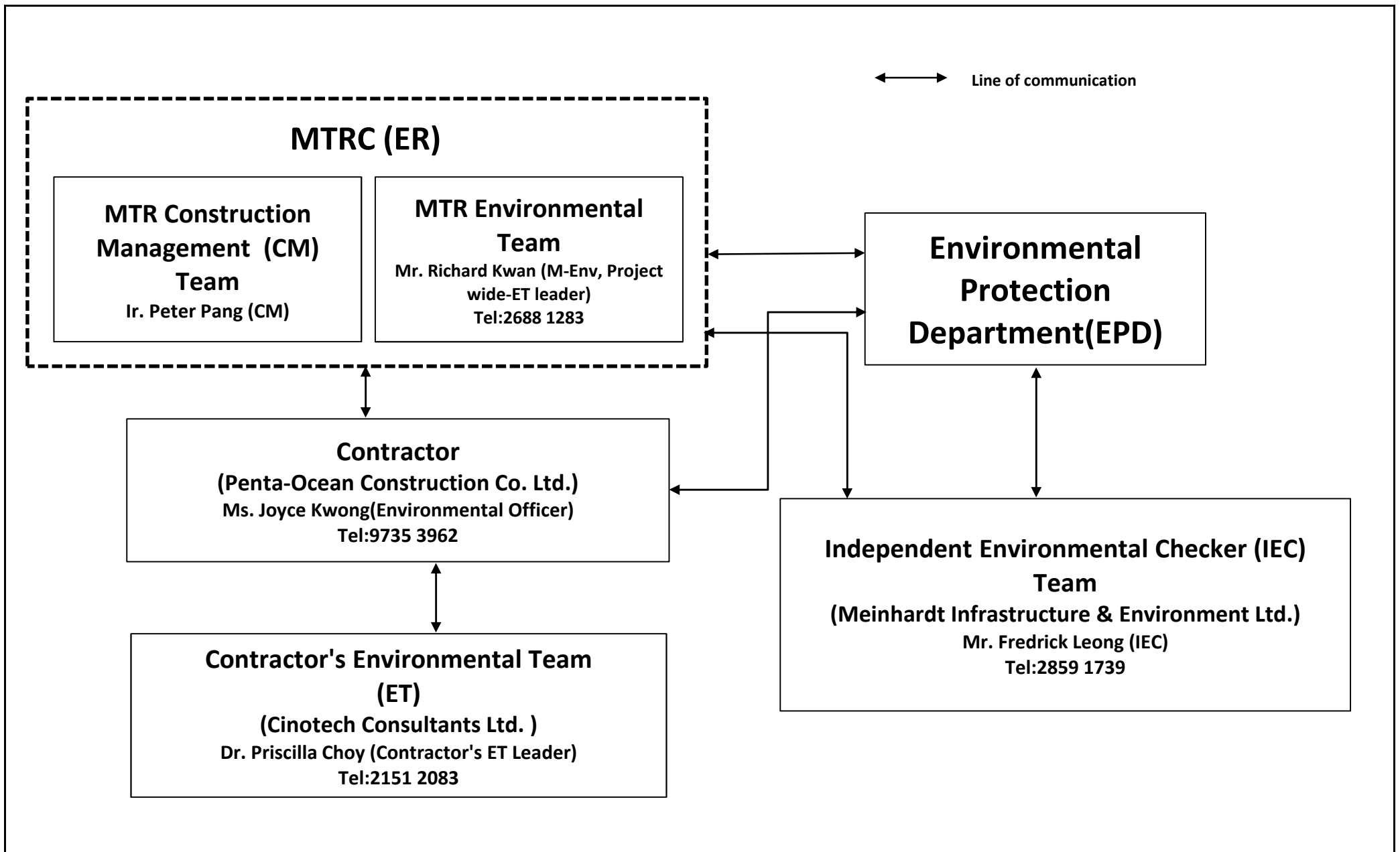
LEGEND

 WORKS AREA

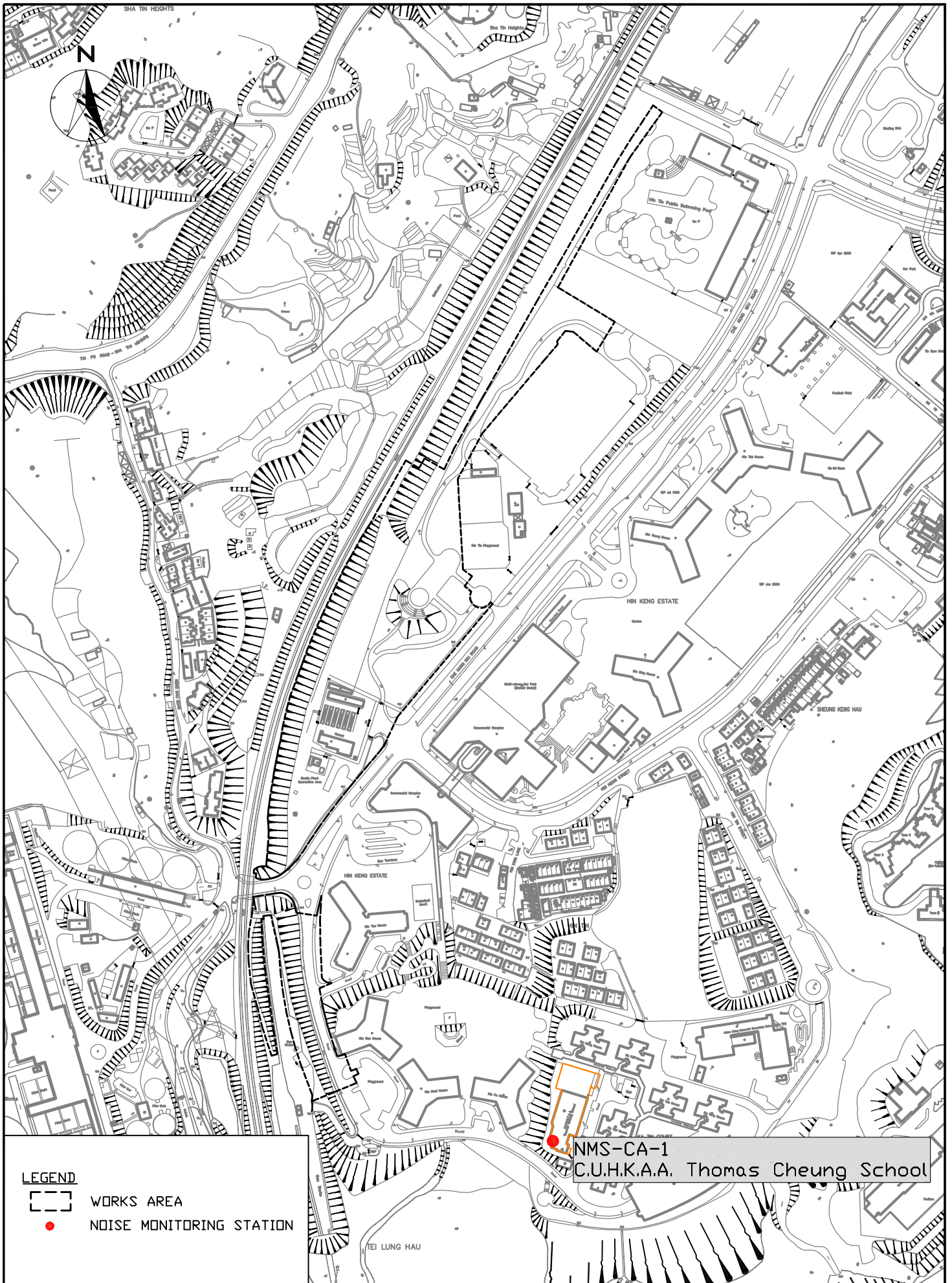
CINOTECH
Cinotech Consultants Limited

SCL CONTRACT 1102
THE SHATIN TO CENTRAL LINK -
HIN KENG STATION AND APPROACH STRUCTURES
**SITE LAYOUT PLAN OF
WORKS CONTRACT 1102**

SCALE	1:10000@A4	DATE	NOV 2013
CHECK	GL	DRAWN	JW
JOB No.	MA13040	FIGURE NO.	FIG 1
		REV	-



Title SCL Contract 1102 The Shatin to Central Link - Hin Keng Station and Approach Structures Organization Chart and Key Contact of the Project	Scale	N.T.S	Project No.	MA13040	
	Date	Oct-13	Figure	2	



LEGEND

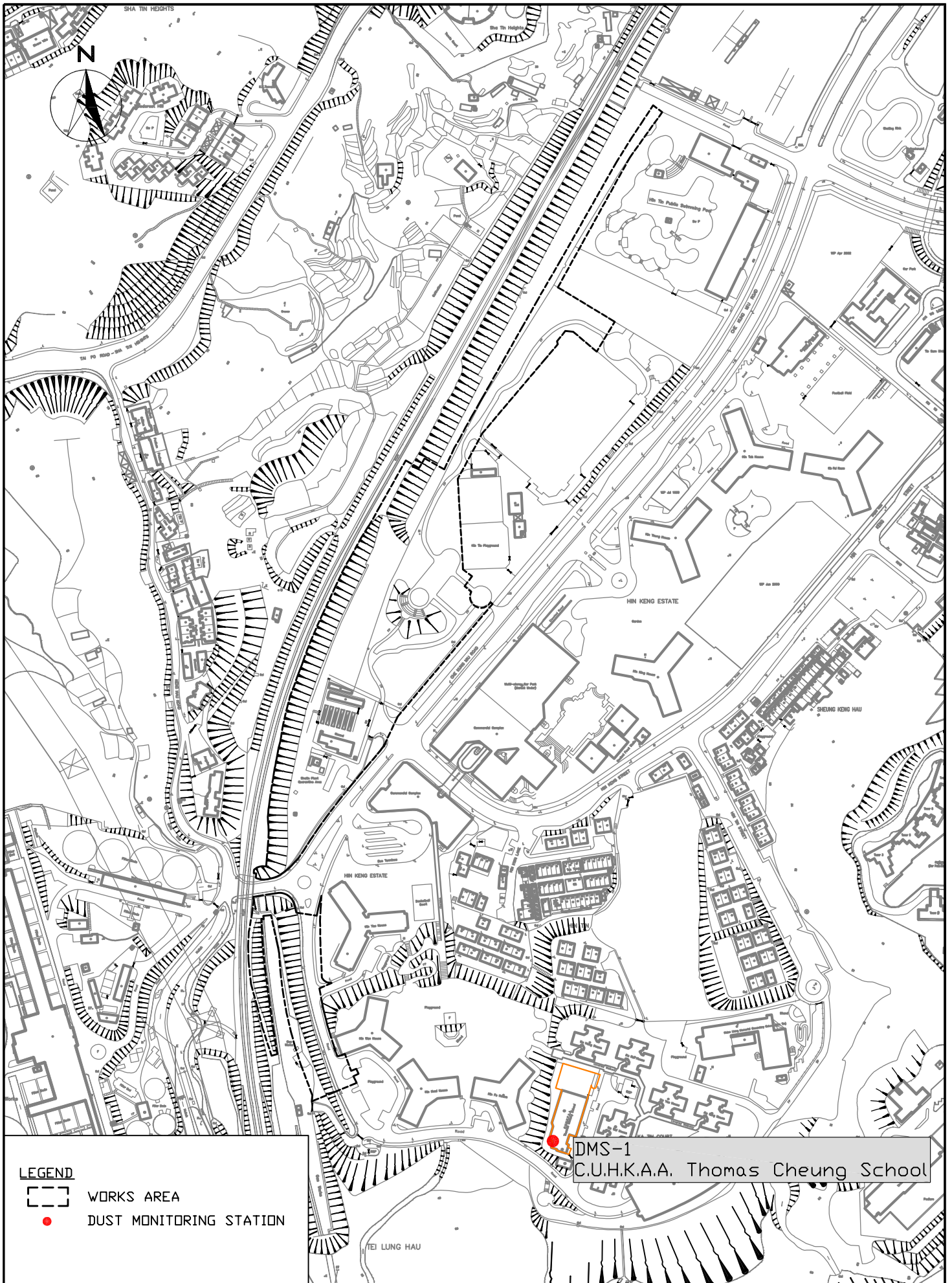
- WORKS AREA
- NOISE MONITORING STATION

NMS-CA-1
C.U.H.K.A.A. Thomas Cheung School





SCL CONTRACT 1102
THE SHATIN TO CENTRAL LINK -
HIN KENG STATION AND APPROACH STRUCTURES
LOCATION OF NOISE MONITORING STATION

SCALE	1:10000@A4	DATE	OCT 2013
CHECK	GL	DRAWN	JW
JOB No.	MA13040	FIGURE NO.	FIG 3
		REV	-



DMS-1
C.U.H.K.A.A. Thomas Cheung School

LEGEND

-  WORKS AREA
-  DUST MONITORING STATION



SCL CONTRACT 1102
THE SHATIN TO CENTRAL LINK -
HIN KENG STATION AND APPROACH STRUCTURES
LOCATION OF DUST MONITORING STATION

SCALE	1:10000@A4	DATE	OCT 2013
CHECK	GL	DRAWN	JW
JOB No.	MA13040	FIGURE NO.	FIG 4
		REV	-

**APPENDIX A
TENTATIVE CONSTRUCTION
PROGRAMME**

Activity ID	Activity Name	Original Duration	Remaining Duration	Start	Finish	2016				
						Mar	Apr	May	Jun	Jul
3-month Rolling Programme Summary (Apr to Jun 2)		527.00	173.40	21-Oct-13 A	29-Oct-16					
Hin Keng Station		403.00	59.50	04-Mar-15 A	14-Jun-16					
Superstructure		403.00	59.50	04-Mar-15 A	14-Jun-16					
ABWF		403.00	59.50	04-Mar-15 A	14-Jun-16					
Ma On Shan Line & Tail Track		378.00	173.40	21-Oct-13 A	29-Oct-16					
Noise Barrier behind Hin Tin Swimming Pool		378.00	81.84	21-Oct-13 A	11-Jul-16					
Noise Barrier Work		157.00	30.61	15-Jul-14 A	25-May-16					
Miscellaneous Items within Operation Area		204.00	173.40	03-Dec-15 A	29-Oct-16					
Overhead Walkway		204.00	173.40	03-Dec-15 A	29-Oct-16					
At-grade Box		67.00	0.00	30-Dec-15 A	10-Mar-16 A					
Superstructure		67.00	0.00	30-Dec-15 A	10-Mar-16 A					
Hin Keng Viaduct		405.00	36.45	05-May-15 A	17-May-16					
Superstructure		405.00	36.45	05-May-15 A	17-May-16					
FR63 Slope		85.00	14.80	03-Dec-14 A	19-Apr-16					
Drainage Work		64.00	7.60	03-Dec-14 A	11-Apr-16					
Soft Landscape		60.00	7.20	15-Jul-15 A	19-Apr-16					
FR65 Slope		90.00	9.00	05-Jan-15 A	12-Apr-16					
Soft Landscape		90.00	9.00	05-Jan-15 A	12-Apr-16					
F320 Slope		77.00	77.00	29-Feb-16 A	05-Jul-16					
Zone 1 (Blue at Crest) (by Machine Digging Method)		19.00	3.00	29-Feb-16 A	05-Apr-16					
Zone 2 (Orange adj. to East Rail Line) (by Machine Digging Method)		40.00	40.00	06-Apr-16	24-May-16					
Zone 3 (Green at Centre) (by Machine Digging Method)		34.00	34.00	25-May-16	05-Jul-16					



- Actual Work
- Remaining Work
- Critical Remaining Work
- Milestone
- % Complete

MTRC SCL Project Contract 1102
Hin Keng Station and Approach Structures

3 Months Rolling Programme

Summary

(Period - Apr to Jun 2016)

Date	Revisi...	Checked	Approved
01-Apr-16	0		

**APPENDIX B
ACTION AND LIMIT LEVELS**

APPENDIX B – Action and Limit Levels**24-Hour TSP**

Regular Dust Monitoring Station	Description	Action Level, $\mu\text{g}/\text{m}^3$	Limit Level, $\mu\text{g}/\text{m}^3$
DMS-1 ⁽¹⁾⁽²⁾	C.U.H.K.A.A. Thomas Cheung School	148.7	260

Note:

- (1) ASR ID as identified in approved EM&A Manual / EIA Report for SCL(TAW-HUH).
 (2) Dust monitoring is carried out by Environmental Team of SCL Works Contract 1103.

Construction Noise

Regular Construction Noise Monitoring Station	Description	Time Period	Action Level	Limit Level
NMS-CA-1 ⁽¹⁾⁽²⁾	C.U.H.K.A.A Thomas Cheung School	0700-1900 hrs on normal weekdays	When one documented complaint is received	65 / 70 dB(A) ⁽³⁾

Note:

- (1) NSR ID as identified in approved EM&A Manual / EIA Report for SCL(TAW-HUH).
 (2) Construction Noise monitoring is carried out by Environmental Team of SCL Works Contract 1103.
 (3) Daytime noise Limit Level of 70 dB(A) applies to education institutions, while 65dB(A) applies during school examination period.

APPENDIX C
SUMMARY OF EXCEEDANCE

APPENDIX C – SUMMARY OF EXCEEDANCE

Reporting Month: March 2016

a) Exceedance Report for Dust Monitoring (NIL)

b) Exceedance Report for Noise Monitoring (NIL)

APPENDIX D
SITE AUDIT SUMMARY

**Shatin to Central Link -
Contract 1102 Hin Keng Station and Approach Structures**



Record Summary of Environmental Site Inspection

Inspection Information

Checklist Reference Number	160301
Date	1 March 2016 (Tuesday)
Time	09:30 – 11:15

Ref. No.	Non-Compliance	Related Item No.
-	None identified	-

Ref. No.	Remarks/Observations	Related Item No.
160301-R01	<p>Part B – Water Quality</p> <ul style="list-style-type: none"> No environmental deficiency was identified during the site inspection. <p>Part C – Ecology</p> <ul style="list-style-type: none"> No environmental deficiency was identified during the site inspection. <p>Part D – Landscape & Visual</p> <ul style="list-style-type: none"> No environmental deficiency was identified during the site inspection. <p>Part E – Air Quality</p> <ul style="list-style-type: none"> No environmental deficiency was identified during the site inspection. <p>Part F – Construction Noise Impact</p> <ul style="list-style-type: none"> No environmental deficiency was identified during the site inspection. <p>Part G – Waste/Chemical Management</p> <ul style="list-style-type: none"> Oil mixture on drip tray in work area near swimming pool should be properly cleared. <p>Part H – Permits/Licenses</p> <ul style="list-style-type: none"> No environmental deficiency was identified during the site inspection. <p>Part I – Others</p> <ul style="list-style-type: none"> No environmental deficiency was identified during the site inspection. 	G 10

	Name	Signature	Date
Recorded by	Jason Lai		1 March 2016
Checked by	Dr. Priscilla Choy		1 March 2016

**Shatin to Central Link -
Contract 1102 Hin Keng Station and Approach Structures**



Record Summary of Environmental Site Inspection

Inspection Information

Checklist Reference Number	160308
Date	8 March 2016 (Tuesday)
Time	09:30 – 11:00

Ref. No.	Non-Compliance	Related Item No.
-	None identified	-

Ref. No.	Remarks/Observations	Related Item No.
160308-R01	<p>Part B – Water Quality</p> <ul style="list-style-type: none"> No environmental deficiency was identified during the site inspection. <p>Part C – Ecology</p> <ul style="list-style-type: none"> No environmental deficiency was identified during the site inspection. <p>Part D – Landscape & Visual</p> <ul style="list-style-type: none"> The Contractor was reminded to load and unload construction materials with care to prevent damage to tree near football court. <p>Part E – Air Quality</p> <ul style="list-style-type: none"> No environmental deficiency was identified during the site inspection. <p>Part F – Construction Noise Impact</p> <ul style="list-style-type: none"> No environmental deficiency was identified during the site inspection. 	D 3
160308-R02	<p>Part G – Waste/Chemical Management</p> <ul style="list-style-type: none"> Drip tray should be provided to chemical containers at ground floor near tail track in station area. <p>Part H – Permits/Licenses</p> <ul style="list-style-type: none"> No environmental deficiency was identified during the site inspection. <p>Part I – Others</p> <ul style="list-style-type: none"> No environmental deficiency was identified during the site inspection. 	G 10

	Name	Signature	Date
Recorded by	Jason Lai		8 March 2016
Checked by	Dr. Priscilla Choy		8 March 2016

**Shatin to Central Link -
Contract 1102 Hin Keng Station and Approach Structures**


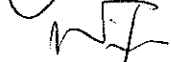
Record Summary of Environmental Site Inspection

Inspection Information

Checklist Reference Number	160318
Date	18 March 2016 (Friday)
Time	09:00 – 10:30

Ref. No.	Non-Compliance	Related Item No.
-	None identified	-

Ref. No.	Remarks/Observations	Related Item No.
160318-R01	<p>Part B – Water Quality</p> <ul style="list-style-type: none"> • Sandbag bund should be provided to site entrance of At-Grade Box to direct runoff for preparation of rainy season. <p>Part C – Ecology</p> <ul style="list-style-type: none"> • No environmental deficiency was identified during the site inspection. <p>Part D – Landscape & Visual</p> <ul style="list-style-type: none"> • No environmental deficiency was identified during the site inspection. <p>Part E – Air Quality</p> <ul style="list-style-type: none"> • No environmental deficiency was identified during the site inspection. <p>Part F – Construction Noise Impact</p> <ul style="list-style-type: none"> • No environmental deficiency was identified during the site inspection. <p>Part G – Waste/Chemical Management</p> <ul style="list-style-type: none"> • No environmental deficiency was identified during the site inspection. <p>Part H – Permits/Licenses</p> <ul style="list-style-type: none"> • No environmental deficiency was identified during the site inspection. <p>Part I – Others</p> <ul style="list-style-type: none"> • No environmental deficiency was identified during the site inspection. 	B 20

	Name	Signature	Date
Recorded by	Jason Lai		18 March 2016
Checked by	Dr. Priscilla Choy		18 March 2016

**Shatin to Central Link -
Contract 1102 Hin Keng Station and Approach Structures**



Record Summary of Environmental Site Inspection

Inspection Information

Checklist Reference Number	160322
Date	22 March 2016 (Tuesday)
Time	09:30 – 11:00

Ref. No.	Non-Compliance	Related Item No.
-	None identified	-

Ref. No.	Remarks/Observations	Related Item No.
160322-R02	<p>Part B – Water Quality</p> <ul style="list-style-type: none"> Sand bags should be provided between concrete blocks in work area near swimming pool to retain runoff within site boundary. 	B 20
160322-R01	<p>Part C – Ecology</p> <ul style="list-style-type: none"> No environmental deficiency was identified during the site inspection. <p>Part D – Landscape & Visual</p> <ul style="list-style-type: none"> No environmental deficiency was identified during the site inspection. <p>Part E – Air Quality</p> <ul style="list-style-type: none"> Generator under Tower Crane T3 should be Kept maintenance to prevent smoke emission. <p>Part F – Construction Noise Impact</p> <ul style="list-style-type: none"> No environmental deficiency was identified during the site inspection. <p>Part G – Waste/Chemical Management</p> <ul style="list-style-type: none"> No environmental deficiency was identified during the site inspection. <p>Part H – Permits/Licenses</p> <ul style="list-style-type: none"> No environmental deficiency was identified during the site inspection. <p>Part I – Others</p> <ul style="list-style-type: none"> No environmental deficiency was identified during the site inspection. 	E 15

	Name	Signature	Date
Recorded by	Jason Lai		22 March 2016
Checked by	Dr. Priscilla Choy		22 March 2016

**Shatin to Central Link -
Contract 1102 Hin Keng Station and Approach Structures**



Record Summary of Environmental Site Inspection

Inspection Information

Checklist Reference Number	160329
Date	29 March 2016 (Tuesday)
Time	15:00 – 16:45

Ref. No.	Non-Compliance	Related Item No.
-	None identified	-

Ref. No.	Remarks/Observations	Related Item No.
160329-R01	<p>Part B – Water Quality</p> <ul style="list-style-type: none"> No environmental deficiency was identified during the site inspection. <p>Part C – Ecology</p> <ul style="list-style-type: none"> No environmental deficiency was identified during the site inspection. <p>Part D – Landscape & Visual</p> <ul style="list-style-type: none"> No environmental deficiency was identified during the site inspection. <p>Part E – Air Quality</p> <ul style="list-style-type: none"> No environmental deficiency was identified during the site inspection. <p>Part F – Construction Noise Impact</p> <ul style="list-style-type: none"> No environmental deficiency was identified during the site inspection. <p>Part G – Waste/Chemical Management</p> <ul style="list-style-type: none"> Accumulated water in drip tray in Viaduct area should be properly cleared. <p>Part H – Permits/Licenses</p> <ul style="list-style-type: none"> No environmental deficiency was identified during the site inspection. <p>Part I – Others</p> <ul style="list-style-type: none"> No environmental deficiency was identified during the site inspection. 	G 10

	Name	Signature	Date
Recorded by	Jason Lai		29 March 2016
Checked by	Dr. Priscilla Choy		29 March 2016

**APPENDIX E
UPDATED ENVIRONMENTAL
MITIGATION IMPLEMENTATION
SCHEDULE**

SCL Works Contract 1102 - Environmental Mitigation Implementation Schedule

EIA Ref.	EM&A Log Ref	Recommended Mitigation Measures	Objectives of the recommended Measures & Main Concerns to address	Who to implement the measures?	Location of the measures	When to Implement the measures?	What requirements or standards for the measures to achieve?	Status
<i>Ecology (Construction Phase)</i>								
S5.4	E1	Engineering works should not encroach into country park boundary, Tei Lung Hau Stream and secondary woodland near the portal at Hin Keng	Minimise ecological impacts	Contractor	Lion Rock Country Park, Tei Lung Hau Stream	Detailed design and construction stage	<ul style="list-style-type: none"> • AFCD's requirements • EIAO • Country Parks Ordinance 	^
S5.7	E5	<p><u>Good Site Practices</u></p> <p>Impact to any habitats or local fauna should be avoided by implementing good site practices, including the containment of silt runoff within the site boundary, the containment of contaminated soils for removal from the site, appropriate storage of chemicals and chemical waste away from sites of ecological value and the provision of sanitary facilities for on-site workers. Adoption of such measures should permit waste to be suitably contained within the site for subsequent removal and appropriate disposal.</p> <p>The following good site practices should also be implemented:</p> <ul style="list-style-type: none"> • Erection of temporary geotextile silt or sediment fences/oil traps around any earth-moving works to trap any sediments and prevent them from entering watercourses in particular the Tei Lung Hau stream; • Avoidance of soil storage against trees or close to 	Minimise ecological impacts	Contractor	All construction sites	During construction	<ul style="list-style-type: none"> • ProPECC PN 1/94 	^
								N/A

SCL Works Contract 1102 - Environmental Mitigation Implementation Schedule

EIA Ref.	EM&A Log Ref	Recommended Mitigation Measures	Objectives of the recommended Measures & Main Concerns to address	Who to implement the measures?	Location of the measures	When to Implement the measures?	What requirements or standards for the measures to achieve?	Status
		<p>waterbodies in particular the Tei Lung Hau stream;</p> <ul style="list-style-type: none"> • Delineation of works site by erecting hoardings to prevent encroachment onto adjacent habitats and fence off areas which have some ecological value e.g. Tei Lung Hau Stream and the adjoining secondary woodland, tunnel on hill at top of slope stabilisation works; • No on-site burning of waste; • Waste and refuse in appropriate receptacles. 						N/A ^ ^
S5.7	E7	<p><u>Water Quality and Hydrology</u></p> <ul style="list-style-type: none"> • Implement water control measures (ETWB TCW No. 5/2005, Protection of natural streams/ rivers from adverse impacts arising from construction works to avoid direct or indirect impacts on the Tei Lung Hau Stream) and good site practices. 	<ul style="list-style-type: none"> • Avoid indirect water impact to any wetland habitats or wetland fauna • Minimize the drawdown of water table 	Contractor	Works area in Hin Keng	Construction stage	• TCW No. 5/2005	^
<i>Landscape & Visual (Construction Phase)</i>								
S6.9.3	LV1	<p>The following good site practices and measures for minimisation and avoidance of potential impacts are recommended:</p> <p><u>Re-use of Existing Soil</u></p> <ul style="list-style-type: none"> • For soil conservation, existing topsoil shall be re-used where possible for new planting areas within the project. The construction program shall consider using the soil removed from one phase for backfilling another. Suitable storage 	Minimize visual & landscape impact	Contractor	Within Project Site	Construction stage	TM-EIAO	^

SCL Works Contract 1102 - Environmental Mitigation Implementation Schedule

EIA Ref.	EM&A Log Ref	Recommended Mitigation Measures	Objectives of the recommended Measures & Main Concerns to address	Who to implement the measures?	Location of the measures	When to Implement the measures?	What requirements or standards for the measures to achieve?	Status
		<p>ground, gathering ground and mixing ground may be set up on-site as necessary.</p> <p><u>No-intrusion Zone</u></p> <ul style="list-style-type: none"> To maximize protection to existing trees, ground vegetation and the associated under storey habitats, construction contracts may designate "No-intrusion Zone" to various areas within the site boundary with rigid and durable fencing for each individual no-intrusion zone. The contractor should closely monitor and restrict the site working staff from entering the "no-intrusion zone", even for indirect construction activities and storage of equipment. <p><u>Protection of Retained Trees</u></p> <ul style="list-style-type: none"> All retained trees should be recorded photographically at the commencement of the Contract, and carefully protected during the construction period. Detailed tree protection specification shall be allowed and included in the Contract Specification, which specifying the tree protection requirement, submission and approval system, and the tree monitoring system. The Contractor shall be required to submit, for approval, a detailed working method statement for the protection of trees prior to undertaking any works adjacent to all retained trees, 						<p style="text-align: center;">*</p> <p style="text-align: center;">^</p> <p style="text-align: center;">^</p>

SCL Works Contract 1102 - Environmental Mitigation Implementation Schedule

EIA Ref.	EM&A Log Ref	Recommended Mitigation Measures	Objectives of the recommended Measures & Main Concerns to address	Who to implement the measures?	Location of the measures	When to Implement the measures?	What requirements or standards for the measures to achieve?	Status
		including trees in contractor's works sites.						
S6.12	LV2	<ul style="list-style-type: none"> • <u>Decorative Hoarding</u> Erection of decorative screen during construction stage to screen off undesirable views of the construction site for visual and landscape sensitive areas. Hoarding should be designed to be compatible with the existing urban context. • <u>Management of facilities on work sites</u> To provide proper management of the facilities on the sites, give control on the height and disposition/ arrangement of all facilities on the works site to minimize visual impact to adjacent VSRs. • <u>Tree Transplanting</u> Trees of high to medium survival rate would be affected by the works shall be transplanted where possible and practicable. Tree transplanting proposal including final location for transplanted trees shall be submitted separately to seek relevant government department's approval, in accordance with ETWB TCW No 3/2006. 	Minimize visual & landscape impact	Contractor	Within Project Site	Detailed design and Construction stage	EIAO – TM ETWB TCW 2/2004 ETWB TCW 3/2006	 ^ ^ ^

SCL Works Contract 1102 - Environmental Mitigation Implementation Schedule

EIA Ref.	EM&A Log Ref	Recommended Mitigation Measures	Objectives of the recommended Measures & Main Concerns to address	Who to implement the measures?	Location of the measures	When to Implement the measures?	What requirements or standards for the measures to achieve?	Status
<i>Air Quality (Construction Phase)</i>								
/	A1	Emission from Vehicles and Plants <ul style="list-style-type: none"> • All vehicles shall be shut down in intermittent use. • Only well-maintained plant should be operated on-site and plant should be serviced regularly to avoid emission of black smoke. • All diesel fuelled construction plant within the works areas shall be powered by ultra-low sulphur diesel fuel (ULSD) 	Reduce air pollution emission from construction vehicles and plants	Contractor	All construction sites	Construction stage	• APCO	^ * ^
/	A2	Open burning shall be prohibited	Reduce air pollution emission from work site	Contractor	All construction sites	Construction stage	• APCO	^
<i>Construction Dust Impact</i>								
S7.6.5	D1	The contractor shall follow the procedures and requirements given in the Air Pollution Control (Construction Dust) Regulation	Minimize dust impact at the nearby sensitive receivers	Contractor	All construction sites	Construction stage	• APCO • To control the dust impact to meet HKAQO and TM-EIA criteria	^
S7.6.5	D2	• Mitigation measures in form of regular watering under a good site practice should be adopted. Watering once per hour on exposed worksites and haul road in the Kowloon area and once per 1.5hour at those in the Tai Wai area should be conducted to achieve dust removal efficiencies of 91.7%. While the above watering frequencies are to be followed, the extent of watering	Minimize dust impact at the nearby sensitive receivers	Contractor	All construction sites	Construction stage	• APCO • To control the dust impact to meet HKAQO and TM-EIA criteria	^

SCL Works Contract 1102 - Environmental Mitigation Implementation Schedule

EIA Ref.	EM&A Log Ref	Recommended Mitigation Measures	Objectives of the recommended Measures & Main Concerns to address	Who to implement the measures?	Location of the measures	When to Implement the measures?	What requirements or standards for the measures to achieve?	Status
		<p>may vary depending on actual site conditions but should be sufficient to maintain an equivalent intensity of no less than 1.8 L/m² to achieve the dust removal efficiency</p>						
S7.6.5	D3	<ul style="list-style-type: none"> • Proper watering of exposed spoil should be undertaken throughout the construction phase: • Any excavated or stockpile of dusty material should be covered entirely by impervious sheeting or sprayed with water to maintain the entire surface wet and then removed or backfilled or reinstated where practicable within 24 hours of the excavation or unloading; • Any dusty materials remaining after a stockpile is removed should be wetted with water and cleared from the surface of roads; • A stockpile of dusty material should not be extend beyond the pedestrian barriers, fencing or traffic cones. • The load of dusty materials on a vehicle leaving a construction site should be covered entirely by impervious sheeting to ensure that the dusty materials do not leak from the vehicle; • Where practicable, vehicle washing facilities with high pressure water jet should be provided at every discernible or designated vehicle exit point. The area where vehicle washing takes place and the road section between the washing facilities and the exit 	<p>Minimize dust impact at the nearby sensitive receivers</p>	Contractor	All construction sites	Construction stage	<ul style="list-style-type: none"> • APCO • To control the dust impact to meet HKAQO and TM-EIA criteria 	<p>^</p> <p>^</p> <p>^</p> <p>^</p> <p>^</p>

SCL Works Contract 1102 - Environmental Mitigation Implementation Schedule

EIA Ref.	EM&A Log Ref	Recommended Mitigation Measures	Objectives of the recommended Measures & Main Concerns to address	Who to implement the measures?	Location of the measures	When to Implement the measures?	What requirements or standards for the measures to achieve?	Status
		<p>point should be paved with concrete, bituminous materials or hardcores;</p> <ul style="list-style-type: none"> • When there are open excavation and reinstatement works, hoarding of not less than 2.4m high should be provided and properly maintained as far as practicable along the site boundary with provision for public crossing; Good site practice shall also be adopted by the Contractor to ensure the conditions of the hoardings are properly maintained throughout the construction period; • The portion of any road leading only to construction site that is within 30m of a vehicle entrance or exit should be kept clear of dusty materials; • Surfaces where any pneumatic or power-driven drilling, cutting, polishing or other mechanical breaking operation takes place should be sprayed with water or a dust suppression chemical continuously; • Any area that involves demolition activities should be sprayed with water or a dust suppression chemical immediately prior to, during and immediately after the activities so as to maintain the entire surface wet; • Where a scaffolding is erected around the perimeter of a building 						<p style="text-align: center;">^</p> <p style="text-align: center;">^</p> <p style="text-align: center;">^</p> <p style="text-align: center;">^</p> <p style="text-align: center;">^</p>

SCL Works Contract 1102 - Environmental Mitigation Implementation Schedule

EIA Ref.	EM&A Log Ref	Recommended Mitigation Measures	Objectives of the recommended Measures & Main Concerns to address	Who to implement the measures?	Location of the measures	When to Implement the measures?	What requirements or standards for the measures to achieve?	Status
		<p>under construction, effective dust screens, sheeting or netting should be provided to enclose the scaffolding from the ground floor level of the building, or a canopy should be provided from the first floor level up to the highest level of the scaffolding;</p> <p>Any skip hoist for material transport should be totally enclosed by impervious sheeting;</p> <ul style="list-style-type: none"> • Every stock of more than 20 bags of cement or dry pulverised fuel ash (PFA) should be covered entirely by impervious sheeting or placed in an area sheltered on the top and the 3 sides; • Cement or dry PFA delivered in bulk should be stored in a closed silo fitted with an audible high level alarm which is interlocked with the material filling line and no overfilling is allowed; • Loading, unloading, transfer, handling or storage of bulk cement or dry PFA should be carried out in a totally enclosed system or facility, and any vent or exhaust should be fitted with an effective fabric filter or equivalent air pollution control system; <p>and</p> <ul style="list-style-type: none"> • Exposed earth should be properly treated by compaction, turfing, hydroseeding, vegetation planting or sealing with latex, vinyl, bitumen, shotcrete or other suitable surface stabiliser within six months after the last construction activity on the 						<p style="text-align: center;">^</p> <p style="text-align: center;">^</p> <p style="text-align: center;">^</p> <p style="text-align: center;">^</p>

SCL Works Contract 1102 - Environmental Mitigation Implementation Schedule

EIA Ref.	EM&A Log Ref	Recommended Mitigation Measures	Objectives of the recommended Measures & Main Concerns to address	Who to implement the measures?	Location of the measures	When to Implement the measures?	What requirements or standards for the measures to achieve?	Status
		construction site or part of the construction site where the exposed earth lies.						
S7.6.5	D6	Implement regular dust monitoring under EM&A programme during the construction stage.	Monitoring of dust impact	Contractor	Selected representative dust monitoring station	Construction stage	• TM-EIA	^
Construction Noise (Airborne)								
S8.3.6	N1	Implement the following good site practices: <ul style="list-style-type: none"> • only well-maintained plant should be operated on-site and plant should be serviced regularly during the construction programme; • machines and plant (such as trucks, cranes) that may be in intermittent use should be shut down between work periods or should be throttled down to a minimum; • plant known to emit noise strongly in one direction, where possible, be orientated so that the noise is directed away from nearby NSRs; • silencers or mufflers on construction equipment should be properly fitted and maintained during the construction works; • mobile plant should be sited as far away from NSRs as possible and practicable; • material stockpiles, mobile container site office and other 	Control construction airborne noise	Contractor	All construction sites	Construction stage	• Annex 5, TM-EIA	^ ^ ^ ^ ^

SCL Works Contract 1102 - Environmental Mitigation Implementation Schedule

EIA Ref.	EM&A Log Ref	Recommended Mitigation Measures	Objectives of the recommended Measures & Main Concerns to address	Who to implement the measures?	Location of the measures	When to Implement the measures?	What requirements or standards for the measures to achieve?	Status
		structures should be effectively utilised, where practicable, to screen noise from on-site construction activities.						
S8.3.6	N2	Install temporary hoarding located on the site boundaries between noisy construction activities and NSRs. The conditions of the hoardings shall be properly maintained throughout the construction period.	Reduce the construction noise levels at low-level zone of NSRs through partial screening.	Contractor	All construction sites	Construction stage	• Annex 5, TM-EIA	^
S8.3.6	N3	Install movable noise barriers (typical design is wooden framed barrier with a small-cantilevered on a skid footing with 25mm thick internal sound absorptive lining), acoustic mat or full enclosure, screen the noisy plants including air compressor, generators and saw.	Screen the noisy plant items to be used at all construction sites	Contractor	All construction sites where practicable	Construction stage	• Annex 5, TM-EIA	^
S8.3.6	N4	Use "Quiet plants"	Reduce the noise levels of plant items	Contractor	All construction sites where practicable	Construction stage	• Annex 5, TM-EIA	^
S8.3.6	N5	Sequencing operation of construction plants where practicable.	Operate sequentially within the same work site to reduce the construction airborne noise	Contractor	All construction sites where practicable	Construction stage	• Annex 5, TM-EIA	^
S8.3.6	N6	Implement a noise monitoring under EM&A programme.	Monitor the construction noise levels at the selected	Contractor	Selected representative	Construction stage	• TM-EIA	^

SCL Works Contract 1102 - Environmental Mitigation Implementation Schedule

EIA Ref.	EM&A Log Ref	Recommended Mitigation Measures	Objectives of the recommended Measures & Main Concerns to address	Who to implement the measures?	Location of the measures	When to Implement the measures?	What requirements or standards for the measures to achieve?	Status
		<p>in the permanent drainage channels to enhance deposition rates.</p> <ul style="list-style-type: none"> • The design of efficient silt removal facilities should be based on the guidelines in Appendix A1 of ProPECC PN 1/94, which states that the retention time for silt/sand traps should be 5 minutes under maximum flow conditions. Sizes may vary depending upon the flow rate, but for a flow rate of 0.1 m³/s a sedimentation basin of 30m³ would be required and for a flow rate of 0.5 m³/s the basin would be 150 m³. The detailed design of the sand/silt traps shall be undertaken by the contractor prior to the commencement of construction. • All exposed earth areas should be completed and vegetated as soon as possible after earthworks have been completed, or alternatively, within 14 days of the cessation of earthworks where practicable. Exposed slope surfaces should be covered by tarpaulin or other means. • The overall slope of the site should be kept to a minimum to reduce the erosive potential of surface water flows, and all traffic areas and access roads protected by coarse stone ballast. An additional advantage accruing from the use of crushed stone is the positive traction gained during prolonged periods of inclement weather and the reduction of surface sheet flows. 						<p>^</p> <p>^</p> <p>^</p>

SCL Works Contract 1102 - Environmental Mitigation Implementation Schedule

EIA Ref.	EM&A Log Ref	Recommended Mitigation Measures	Objectives of the recommended Measures & Main Concerns to address	Who to implement the measures?	Location of the measures	When to Implement the measures?	What requirements or standards for the measures to achieve?	Status
		<ul style="list-style-type: none"> • All drainage facilities and erosion and sediment control structures should be regularly inspected and maintained to ensure proper and efficient operation at all times and particularly following rainstorms. Deposited silt and grit should be removed regularly and disposed of by spreading evenly over stable, vegetated areas. • Measures should be taken to minimise the ingress of site drainage into excavations. If the excavation of trenches in wet periods is necessary, they should be dug and backfilled in short sections wherever practicable. Water pumped out from trenches or foundation excavations should be discharged into storm drains via silt removal facilities. • Open stockpiles of construction materials (for example, aggregates, sand and fill material) of more than 50m³ should be covered with tarpaulin or similar fabric during rainstorms. Measures should be taken to prevent the washing away of construction materials, soil, silt or debris into any drainage system. • Manholes (including newly constructed ones) should always be adequately covered and temporarily sealed so as to prevent silt, construction materials or debris being washed into the drainage system and storm runoff being directed into foul sewers. 						<p style="text-align: center;">^</p> <p style="text-align: center;">^</p> <p style="text-align: center;">^</p> <p style="text-align: center;">^</p>

SCL Works Contract 1102 - Environmental Mitigation Implementation Schedule

EIA Ref.	EM&A Log Ref	Recommended Mitigation Measures	Objectives of the recommended Measures & Main Concerns to address	Who to implement the measures?	Location of the measures	When to Implement the measures?	What requirements or standards for the measures to achieve?	Status
		<ul style="list-style-type: none"> • Precautions be taken at any time of year when rainstorms are likely, actions to be taken when a rainstorm is imminent or forecasted, and actions to be taken during or after rainstorms are summarised in Appendix A2 of ProPECC PN 1/94. Particular attention should be paid to the control of silty surface runoff during storm events, especially for areas located near steep slopes. • All vehicles and plant should be cleaned before leaving a construction site to ensure no earth, mud, debris and the like is deposited by them on roads. An adequately designed and sited wheel washing facilities should be provided at every construction site exit where practicable. Wash-water should have sand and silt settled out and removed at least on a weekly basis to ensure the continued efficiency of the process. The section of access road leading to, and exiting from, the wheel-wash bay to the public road should be paved with sufficient backfall toward the wheel-wash bay to prevent vehicle tracking of soil and silty water to public roads and drains. • Oil interceptors should be provided in the drainage system downstream of any oil/fuel pollution sources. The oil interceptors should be emptied and cleaned regularly to prevent the release of oil and grease into the storm water drainage system after 						<p style="text-align: center;">*</p> <p style="text-align: center;">^</p> <p style="text-align: center;">^</p>

SCL Works Contract 1102 - Environmental Mitigation Implementation Schedule

EIA Ref.	EM&A Log Ref	Recommended Mitigation Measures	Objectives of the recommended Measures & Main Concerns to address	Who to implement the measures?	Location of the measures	When to Implement the measures?	What requirements or standards for the measures to achieve?	Status
		<p>accidental spillage. A bypass should be provided for the oil interceptors to prevent flushing during heavy rain.</p> <ul style="list-style-type: none"> • Construction solid waste, debris and rubbish on site should be collected, handled and disposed of properly to avoid water quality impacts. • All fuel tanks and storage areas should be provided with locks and sited on sealed areas, within bunds of a capacity equal to 110% of the storage capacity of the largest tank to prevent spilled fuel oils from reaching water sensitive receivers nearby. • All the earth works involving should be conducted sequentially to limit the amount of construction runoff generated from exposed areas during the wet season (April to September) as far as practicable. • Adopt best management practices 						<p>^</p> <p>^</p> <p>^</p> <p>^</p>
S10.7.1	W3	<p><u>Sewage Effluent</u></p> <ul style="list-style-type: none"> • Portable chemical toilets and sewage holding tanks are recommended for handling the construction sewage generated by the workforce. A licensed contractor should be employed to provide appropriate and adequate portable toilets and be responsible for appropriate disposal and maintenance. 	To minimize water quality from sewage effluent	Contractor	All construction sites where practicable	Construction stage	<ul style="list-style-type: none"> • Water Pollution Control Ordinance • TM-water 	^

SCL Works Contract 1102 - Environmental Mitigation Implementation Schedule

EIA Ref.	EM&A Log Ref	Recommended Mitigation Measures	Objectives of the recommended Measures & Main Concerns to address	Who to implement the measures?	Location of the measures	When to Implement the measures?	What requirements or standards for the measures to achieve?	Status
		operator should also be reminded to set up measures to prevent unsuitable rock from ended up at concrete batching plants and be turned into concrete for structural use. Details regarding control measures at source site and crushing facilities should be submitted by the Contractors for the Engineer to review and agree. In addition, site records should also be kept for the types of rock materials excavated and the traceability of delivery will be ensured with the implementation of Trip Ticket System and enforced by site supervisory staff as stipulated under DEVB TC(W) No. 6/2010 for tracking of the correct delivery to the rock crushing facilities for processing into aggregates. Alternative disposal option for the reuse of volcanic rock and Aplite Dyke rock, etc should also be explored.						
S11.5.1	WM2	<p><u>Construction and Demolition Material</u></p> <ul style="list-style-type: none"> • Maintain temporary stockpiles and reuse excavated fill material for backfilling and reinstatement; • Carry out on-site sorting; • Make provisions in the Contract documents to allow and promotethe use of recycled aggregates where appropriate; • Adopt 'Selective Demolition' technique to demolish the existing structures and facilities with a view to recovering broken concrete effectively for recycling purpose, where possible; 	Good site practice to minimize the waste generation and recycle the C&D materials as far as practicable so as to reduce the amount for final disposal	Contractor	All construction sites	Construction stage	<ul style="list-style-type: none"> • Land (Miscellaneous Provisions) Ordinance • Waste Disposal Ordinance • ETWB TCW No. 19/2005 	<p style="text-align: center;">^</p> <p style="text-align: center;">^</p> <p style="text-align: center;">^</p> <p style="text-align: center;">^</p>

SCL Works Contract 1102 - Environmental Mitigation Implementation Schedule

EIA Ref.	EM&A Log Ref	Recommended Mitigation Measures	Objectives of the recommended Measures & Main Concerns to address	Who to implement the measures?	Location of the measures	When to Implement the measures?	What requirements or standards for the measures to achieve?	Status
		<ul style="list-style-type: none"> • Implement a trip-ticket system for each works contract to ensure that the disposal of C&D materials are properly documented and verified; and • Implement an enhanced Waste Management Plan similar to ETWBTC (Works) No. 19/2005 – “Environmental Management on Construction Sites” to encourage on-site sorting of C&D materials and to minimize their generation during the course of construction. • In addition, disposal of the C&D materials onto any sensitive locations such as agricultural lands, etc. should be avoided. The Contractor shall propose the final disposal sites to the Project Proponent and get its approval before implementation 						<p style="text-align: center;">^</p> <p style="text-align: center;">^</p> <p style="text-align: center;">^</p>
S11.5.1	WM3	<p><u>C&D Waste</u></p> <ul style="list-style-type: none"> • Standard formwork or pre-fabrication should be used as far as practicable in order to minimise the arising of C&D materials. The use of more durable formwork or plastic facing for the construction works should be considered. Use of wooden hoardings should not be used, as in other projects. Metal hoarding should be used to enhance the possibility of recycling. The purchasing of construction materials will be carefully planned in order to avoid over ordering and wastage. 	Good site practice to minimize the waste generation and recycle the C&D materials as far as practicable so as to reduce the amount for final disposal	Contractor	All construction sites	Construction stage	<ul style="list-style-type: none"> • Land (Miscellaneous Provisions) Ordinance • Waste Disposal Ordinance • ETWB TCW No. 19/2005 	<p style="text-align: center;">^</p>

SCL Works Contract 1102 - Environmental Mitigation Implementation Schedule

EIA Ref.	EM&A Log Ref	Recommended Mitigation Measures	Objectives of the recommended Measures & Main Concerns to address	Who to implement the measures?	Location of the measures	When to Implement the measures?	What requirements or standards for the measures to achieve?	Status
		<ul style="list-style-type: none"> The Contractor should recycle as much of the C&D materials as possible on-site. Public fill and C&D waste should be segregated and stored in different containers or skips to enhance reuse or recycling of materials and their proper disposal. Where practicable, concrete and masonry can be crushed and used as fill. Steel reinforcement bar can be used by scrap steel mills. Different areas of the sites should be considered for such segregation and storage. 						^
S11.5.1	WM4	<p><u>General Refuse</u></p> <ul style="list-style-type: none"> General refuse generated on-site should be stored in enclosed bins or compaction units separately from construction and chemical wastes. A reputable waste collector should be employed by the Contractor to remove general refuse from the site, separately from construction and chemical wastes, on a daily basis to minimize odour, pest and litter impacts. Burning of refuse on construction sites is prohibited by law. Aluminium cans are often recovered from the waste stream by individual collectors if they are segregated and made easily accessible. Separate labelled bins for their deposit should be provided if feasible. Office wastes can be reduced through the recycling of paper if 	Minimize production of the general refuse and avoid odour, pest and litter impacts	Contractor	All construction sites	Construction stage	<ul style="list-style-type: none"> Waste Disposal Ordinance 	^ ^ ^ ^

SCL Works Contract 1102 - Environmental Mitigation Implementation Schedule

EIA Ref.	EM&A Log Ref	Recommended Mitigation Measures	Objectives of the recommended Measures & Main Concerns to address	Who to implement the measures?	Location of the measures	When to Implement the measures?	What requirements or standards for the measures to achieve?	Status
		volumes are large enough to warrant collection. Participation in a local collection scheme should be considered by the Contractor.						
S11.5.1	WM7	<p><u>Chemical Waste</u></p> <ul style="list-style-type: none"> • Chemical waste that is produced, as defined by Schedule 1 of the Waste Disposal (Chemical Waste) (General) Regulation, should be handled in accordance with the Code of Practice on the Packaging, Labelling and Storage of Chemical Wastes. • Containers used for the storage of chemical wastes should be suitable for the substance they are holding, resistant to corrosion, maintained in a good condition, and securely closed; have a capacity of less than 450 liters unless the specification has been approved by the EPD; and display a label in English and Chinese in accordance with instructions prescribed in Schedule 2 of the regulation. • The storage area for chemical wastes should be clearly labelled and used solely for the storage of chemical waste; enclosed on at least 3 sides; have an impermeable floor and bunding of sufficient capacity to accommodate 110% of the volume of the largest container or 20 % of the total volume of waste stored in that area, whichever is the greatest; have adequate ventilation; covered to prevent rainfall entering; and arranged so that incompatible materials are adequately separated. 	Control the chemical waste and ensure proper storage, handling and disposal.	Contractor	All construction sites	Construction Stage	<ul style="list-style-type: none"> • Waste Disposal (Chemical Waste) (General) Regulation • Code of Practice on the Packaging, Labelling and Storage of Chemical Waste 	<p style="text-align: right;">^</p> <p style="text-align: right;">^</p> <p style="text-align: right;">*</p>

SCL Works Contract 1102 - Environmental Mitigation Implementation Schedule

EIA Ref.	EM&A Log Ref	Recommended Mitigation Measures	Objectives of the recommended Measures & Main Concerns to address	Who to implement the measures?	Location of the measures	When to Implement the measures?	What requirements or standards for the measures to achieve?	Status
		<ul style="list-style-type: none"> • Disposal of chemical waste should be via a licensed waste collector; be to a facility licensed to receive chemical waste, such as the Chemical Waste Treatment Centre which also offers a chemical waste collection service and can supply the necessary storage containers; or be to a reuser of the waste, under approval from the EPD. 						^
Land Contamination								

SCL Works Contract 1102 - Environmental Mitigation Implementation Schedule

EIA Ref.	EM&A Log Ref	Recommended Mitigation Measures	Objectives of the recommended Measures & Main Concerns to address	Who to implement the measures?	Location of the measures	When to Implement the measures?	What requirements or standards for the measures to achieve?	Status
S12.12	LC2	<p><u>Re-sampling at NTSAMC</u></p> <ul style="list-style-type: none"> • The soil re-sampling and analysis of cyanide (free) at Site L1 (NT South Animal Centre) should be conducted after the site is resumed and handed over to the Project Proponent. • Following the completion of re-sampling and lab testing works of this site, a second Supplementary CAR and Supplementary RAP (if contamination is confirmed) shall be prepared and submitted to EPD for agreement. • Supplementary Remediation Report (RR) shall also be prepared and submitted to EPD for endorsement prior to the commencement of any construction/ development works at Site L1 (NT South Animal Centre) 	<p>To analyse cyanide (free) at Site L1 (NT South Animal Centre)</p>	Contractor	Site L1 (NT South Animal Centre)	After the site is resumed and handed over to the Project Proponent	<ul style="list-style-type: none"> • Practice Guide (PG) for Investigation and Remediation of Contaminated Land • GN/GM for land contamination • Risk-Based Remediation Goals 	^
Hazard to Life								
Chapter 13.13	A13C.8	Installation of on-site gas monitors in all relevant SCL construction/operation areas;	To reduce the risks to the SCL staff, construction workers and passengers	MTRC/ Contractor	Guardhouse next to Site Entrance (Opposite to Hin	Construction and operation		^

SCL Works Contract 1102 - Environmental Mitigation Implementation Schedule

EIA Ref.	EM&A Log Ref	Recommended Mitigation Measures	Objectives of the recommended Measures & Main Concerns to address	Who to implement the measures?	Location of the measures	When to Implement the measures?	What requirements or standards for the measures to achieve?	Status
					Keng Street)	phases		
Chapter 13.13	A13C.8	Establishment of emergency response and evacuation plans (cooperation of various parties/departments required. For the operational phase the emergency plan should also include adequate procedures for controlling the tunnel ventilation system and stopping of the SCL train traffic in order to prevent the trains moving into the affected areas.)	To reduce the risks to the SCL staff, construction workers and passengers	MTRC/ Contractor	-	Construction and operation phases		^
Chapter 13.13	A13C.8	Safety/emergency response/evacuation training and drills for all personnel	To reduce the risks to the SCL staff, construction workers and passengers	MTRC/ Contractor	-	Construction and operation phases		^
EM&A Project								

APPENDIX F
EVENT AND ACTION PLANS

Appendix F - Event and Action Plan for Air Quality Monitoring during Construction Phase

EVENT	ACTION			
	Works Contract 1102 ET	IEC	ER	CONTRACTOR
ACTION LEVEL				
1. Exceedance for one sample	<ol style="list-style-type: none"> 1. Inform the IEC, Contractor and ER; 2. Discuss with the Contractor, IEC and ER on the remedial measures required; 3. Repeat measurement to confirm findings; 4. Increase monitoring frequency 	<ol style="list-style-type: none"> 1. Check monitoring data submitted by the ET; 2. Check Contractor's working method; 3. Review and advise the ET and ER on the effectiveness of the proposed remedial measures. 	<ol style="list-style-type: none"> 1. Confirm receipt of notification of exceedance in writing; 	<ol style="list-style-type: none"> 1. Identify source(s), investigate the causes of exceedance and propose remedial measures; 2. Implement remedial measures; 3. Amend working methods agreed with the ER as appropriate.
2. Exceedance for two or more consecutive samples	<ol style="list-style-type: none"> 1. Inform the IEC, Contractor and ER; 2. Discuss with the ER, IEC and Contractor on the remedial measures required; 3. Repeat measurements to confirm findings; 4. Increase monitoring frequency to daily; 5. If exceedance continues, arrange meeting with the IEC, ER and Contractor; 6. If exceedance stops, cease additional monitoring 	<ol style="list-style-type: none"> 1. Check monitoring data submitted by the ET; 2. Check Contractor's working method; 3. Review and advise the ET and ER on the effectiveness of the proposed remedial measures. 	<ol style="list-style-type: none"> 1. Confirm receipt of notification of exceedance in writing; 2. Notify the Contractor, IEC and ET; 3. Review and agree on the remedial measures proposed by the Contractor; 4. Supervise Implementation of remedial measures. 	<ol style="list-style-type: none"> 1. Identify source and investigate the causes of exceedance; 2. Submit proposals for remedial measures to the ER with a copy to ET and IEC within three working days of notification; 3. Implement the agreed proposals; 4. Amend proposal as appropriate.

LIMIT LEVEL

1.Exceedance for one sample	<ol style="list-style-type: none">1. Inform the IEC, Contractor and ER;2. Repeat measurement to confirm findings;3. Increase monitoring frequency to daily;4. Discuss with the ER, IEC and contractor on the remedial measures and assess the effectiveness.	<ol style="list-style-type: none">1. Check monitoring data submitted by the ET;2. Check the Contractor's working method;3. Discuss with the ET, ER and Contractor on possible remedial measures;4. Review and advise the ER and ET on the effectiveness of Contractor's remedial measures.	<ol style="list-style-type: none">1. Confirm receipt of notification of exceedance in writing;2. Notify the Contractor, IEC and ET;3. Review and agree on the remedial measures proposed by the Contractor;4. Supervise implementation of remedial measures.	<ol style="list-style-type: none">1. Identify source(s) and investigate the causes of exceedance;2. Take immediate action to avoid further exceedance;3. Submit proposals for remedial measures to ER with a copy to ET and IEC within three working days of notification;4. Implement the agreed proposals;5. Amend proposal if appropriate.
2.Exceedance for two or more consecutive samples	<ol style="list-style-type: none">1. Notify IEC, Contractor and EPD;2. Repeat measurement to confirm findings;3. Increase monitoring frequency to daily;4. Carry out analysis of the Contractor's working procedures with the ER to determine possible mitigation to be implemented;5. Arrange meeting with the IEC, Contractor and ER to discuss the remedial measures to be taken;6. Review the effectiveness of the Contractor's remedial measures and keep IEC, EPD and ER informed of the results;7. If exceedance stops, cease additional monitoring.	<ol style="list-style-type: none">1. Check monitoring data submitted by the ET;2. Check the Contractor's working method;3. Discuss with ET, ER, and Contractor on the potential remedial measures;4. Review and advise the ER and ET on the effectiveness of Contractor's remedial measures.	<ol style="list-style-type: none">1. Confirm receipt of notification of exceedance in writing;2. Notify the Contractor, IEC and ET;3. In consultation with the ET and IEC, agree with the Contractor on the remedial measures to be implemented;4. Supervise the implementation of remedial measures;5. If exceedance continues, consider what portion of the work is responsible and instruct the Contractor to stop that portion of work until the exceedance is abated.	<ol style="list-style-type: none">1. Identify source(s) and investigate the causes of exceedance;2. Take immediate action to avoid further exceedance;3. Submit proposals for remedial measures to the ER with a copy to the IEC and ET within three working days of notification;4. Implement the agreed proposals;5. Revise and resubmit proposals if problem still not under control;6. Stop the relevant portion of works as determined by the ER until the exceedance is abated.

Event and Action Plan for Noise Monitoring during Construction Phase

EVENT	ACTION			
	Works Contract 1102 ET	IEC	ER	CONTRACTOR
Action Level	<ol style="list-style-type: none"> 1. Notify the IEC, Contractor and ER 2. Discuss with the ER, IEC and Contractor on the remedial measures required 3. Increase monitoring frequency to check mitigation effectiveness 	<ol style="list-style-type: none"> 1. Review the investigation results submitted by the contractor; 2. Review and advise the ET and ER on the effectiveness of the remedial measures proposed by the Contractor. 	<ol style="list-style-type: none"> 1. Confirm receipt of notification of complaint in writing 2. Notify the Contractor, IEC and ET 3. Review and agree on the remedial measures proposed by the Contractor; 4. Supervise implementation of remedial measures 	<ol style="list-style-type: none"> 1. Investigate the complaint and propose remedial measures 2. Report the results of investigation to the IEC, ET and ER 3. Submit noise mitigation proposals to the ER with copy to the IEC and ET within 3 working days of notification. 4. Implement noise mitigation proposals
Limit Level	<ol style="list-style-type: none"> 1. Notify the IEC, Contractor and EPD 2. Repeat measurement to confirm findings 3. Increase monitoring frequency 4. Carry out analysis of Contractor's working procedures to determine possible mitigation to be implemented 5. Arrange meeting with the IEC, Contractor and ER to discuss the remedial measures to be taken; 6. Inform IEC, ER and EPD the causes and actions taken for the exceedances 7. Assess effectiveness of the Contractor's remedial measures and keep IEC, ER and EPD informed of the results 	<ol style="list-style-type: none"> 1. Check monitoring data submitted by the ET; 2. Check the Contractor's working method; 3. Discuss with the ER, ET and Contractor on the potential remedial measures 4. Review and advise the ET and ER on the effectiveness of the remedial measures proposed by the Contractor. 	<ol style="list-style-type: none"> 1. Confirm receipt of notification of exceedance in writing 2. Notify the Contractor, IEC and ET 3. In consultation with the ET and IEC, agree with the Contractor on the remedial measures to be implemented 4. Supervise the implementation of remedial measures 5. If exceedance continues, consider what portion of the work is responsible and instruct the Contractor to stop that portion of work until the exceedance is abated 	<ol style="list-style-type: none"> 1. Identify source and investigate the causes of exceedance 2. Take immediate action to avoid further exceedance 3. Submit proposals for remedial measures to the ER with copy to the IEC and ET within 3 working days of notification. 4. Implement the agreed proposals 5. Revise and resubmit proposals if problem still not under control 6. Stop the relevant portion of works as determined by the ER until the exceedance is abated

Event and Action Plan for Landscape and Visual during Construction Phase

Action Level	Works Contract 1102 ET	IEC	ER	Contractor
Non-conformity on one occasion	<ol style="list-style-type: none"> 1. Inform the Contractor, the IEC and the ER 2. Discuss remedial actions with the IEC, the ER and the Contractor 3. Monitor remedial actions until rectification has been completed 	<ol style="list-style-type: none"> 1. Check inspection report 2. Check the Contractor's working method 3. Discuss with the ET, ER and the Contractor on possible remedial measures 4. Advise the ER on effectiveness of proposed remedial measures. 	<ol style="list-style-type: none"> 1. Confirm receipt of notification of non-conformity in writing 2. Review and agree on the remedial measures proposed by the Contractor 3. Supervise implementation of remedial measures 	<ol style="list-style-type: none"> 1. Identify Source and investigate the non-conformity 2. Implement remedial measures 3. Amend working methods agreed with the ER as appropriate 4. Rectify damage and undertake any necessary replacement
Repeated Non-conformity	<ol style="list-style-type: none"> 1. Identify Source 2. Inform the Contractor, the IEC and the ER 3. Increase inspection frequency 4. Discuss remedial actions with the IEC, the ER and the Contractor 5. Monitor remedial actions until rectification has been completed 6. If non-conformity stops, cease additional monitoring 	<ol style="list-style-type: none"> 1. Check inspection report 2. Check the Contractor's working method 3. Discuss with the ET and the Contractor on possible remedial measures 4. Advise the ER on effectiveness of proposed remedial measures 	<ol style="list-style-type: none"> 1. Notify the Contractor 2. In consultation with the ET and IEC, agree with the Contractor on the remedial measures to be implemented 3. Supervise implementation of remedial measures. 	<ol style="list-style-type: none"> 1. Identify Source and investigate the non-conformity 2. Implement remedial measures 3. Amend working methods agreed with the ER as appropriate 4. Rectify damage and undertake any necessary replacement. Stop relevant portion of works as determined by the ER until the non-conformity is abated.

**APPENDIX G
WASTE GENERATION IN THE
REPORTING MONTH**

Name of Contractor: Penta-Ocean Construction Co. Ltd.
Waste Flow Table for Year 2016

Month	Actual Quantities of Inert C&D Materials Generated Monthly						Actual Quantities of C&D Wastes Generated Monthly				
	Total Quantity Generated (in '000m ³)	Broken Concrete (in '000m ³)	Reused in the Contract (in '000m ³)	Reused in other Projects (See Note 2) (in '000m ³)	Disposed as Public Fill (See Note 1) (in '000m ³)	Disposed as Sorting Facility (in '000m ³)	Metals (in '000 kg)	Paper/ cardboard packaging (in '000kg)	Plastics (in '000kg)	Chemical Waste (in '000kg)	Others, e.g. general refuse (in '000m ³)
Jan-16	0.0367	0	0	0	0.0367	0	0	0	0	0.0954	
Feb-16	0.1511	0	0	0	0.1511	0	0	0	0	0.0725(*)	
Mar-16 (See Note 3)	0.1069	0	0	0	0.1069	0	0	0	0	0.1999	
Apr-16											
May-16											
Jun-16											
Sub-total	0.2947	0	0	0	0.2947	0	0	0	0	0.3678	
Jul-16											
Aug-16											
Sep-16											
Oct-16											
Nov-16											
Dec-16											
Total	0.2947	0	0	0	0.2947	0	0	0	0	0.3678	

Note: (1) Inert C&D materials include excavated soil and rock. 104.5 m³ and 2.4 m³ of inert C&D materials was delivered to Tuen Mun Area 38 Fill Bank and Tseung Kwan O Area 137 Fill Bank respectively during the reporting month.

Note: (2) No excavated soil was disposed of at Contract 1108A Kai Tak Barging Point and would be reused in reporting month.

Note: (3) The cut-off date of waste flow table in reporting month was 30 March 2016.

Remark: (*) Quantity of other C&D wastes generated in February 2016 was updated in Waste Flow Table.

**APPENDIX H
LOG AND CUMULATIVE SUMMARY
TABLE FOR COMPLAINTS,
NOTIFICATIONS OF SUMMONS AND
SUCCESSFUL PROSECUTIONS**

Appendix H - Log and Cumulative Summary Table for Complaints, Notifications of Summons and Successful Prosecutions**Reporting Month:** March 2016**Complaint Log**

Log Ref.	Date/Location	Complainant/ Date of Contact	Details of Complaint	Investigation/ Mitigation Action	Status
--	--	--	--	--	--

Log for Notifications of Summons

Log Ref.	Date/Location	Subject	Status	Total no. Received in this reporting month	Total no. Received since project commencement
--	--	--	--	--	--

Log for Successful Prosecutions

Log Ref.	Date/Location	Subject	Status	Total no. Received in this reporting month	Total no. Received since the commencement of the project
--	--	--	--	--	--

Cumulative Summary Table for Complaints, Notifications of Summons and Successful Prosecution

Reporting Month	Number of Complaints	Number of Notifications of Summons	Number of Successful Prosecution
October 2013	0	0	0
November 2013	0	0	0
December 2013	0	0	0
January 2014	0	0	0
February 2014	0	0	0
March 2014	0	0	0
April 2014	0	0	0
May 2014	0	0	0
June 2014	0	0	0
July 2014	0	0	0
August 2014	0	0	0
September 2014	0	0	0
October 2014	0	0	0
November 2014	1	0	0
December 2014	0	0	0

Reporting Month	Number of Complaints	Number of Notifications of Summons	Number of Successful Prosecution
January 2015	0	0	0
February 2015	0	0	0
March 2015	0	0	0
April 2015	0	0	0
May 2015	0	0	0
June 2015	0	0	0
July 2015	0	0	0
August 2015	0	0	0
September 2015	0	0	0
October 2015	0	0	0
November 2015	0	0	0
December 2015	0	0	0
January 2016	0	0	0
February 2016	0	0	0
March 2016	0	0	0
Total	1	0	0

Appendix J

**Final EM&A Review Report for Works Contract 1101 –
Ma On Shan Line Modification Works**

MTR Corporation Limited

**Shatin to Central Link –
Tai Wai to Hung Hom Section**

Final EM&A Report

Works Contract 1101

Ma On Shan Modification Works

(April 2016)

Certified by: James Choi 

Position: Environmental Team Leader

Date: 14 April 2016

SCL Contract No. 1101

Ma On Shan Line Modification Works

Final EM&A Review Report (SCL)

for

Sun Fook Kong Joint Venture




Prepared By		Checked By		Approved for Issue	
D Lee 		A Lee 		J Choi 	
Version	0	Date	8 April 2016		
<p>The information contained in this report is, to the best of our knowledge, correct at the time of printing. The interpretation and recommendations in the report are based on our experience, using reasonable professional skill and judgment, and based upon the information that was available to us. These interpretations and recommendations are not necessarily relevant to any aspect outside the restricted requirements of the brief. This report has been prepared for the sole and specific use of our client and ANewR Consulting Limited accepts no responsibility for its use by others.</p> <p>This report is copyright and may not be reproduced in whole or in part without prior written permission. All rights reserved.</p>					

Table of Contents

EXECUTIVE SUMMARY	1
1. INTRODUCTION.....	2
1.1 Background	2
1.2 Description of the Construction Works.....	2
1.3 Purpose of this Report	2
2. PROJECT INFORMATION	3
2.1 Project Organization and Management Structure.....	3
2.2 Construction Activities.....	3
3. Implementation status on environmental protection requirements.....	4
4. WASTE MANAGEMENT	6
5. SITE INSPECTION	7
6. ENVIRONMENTAL COMPLAINT	9
7. SUMMARY OF NOTIFICATION OF SUMMONS, SUCCESSFUL PROSECUTIONS AND CORRECTIVE ACTIONS.....	10
8. Comment, conclusion and recommendations.....	11
8.1 Validity of EIA Predictions.....	11
8.2 Comments on Overall EM&A Programme	11
8.3 Recommendations and Conclusions.....	11

List of Tables

Table 3.1	Waste Generated in the Reporting Month
Table 4.1	Cumulative Statistic of Environmental Complaint
Table 5.1	Major Findings and Corresponding Recommendations given during Site Audits

List of Appendices

Appendix A	Location Plan of Works Area and Storage Yard
Appendix B	Organisation Chart of Environmental Management
Appendix C	Waste Flow Table
Appendix D	Mitigation Measures Implementation Schedule

Sun Fook Kong Joint Venture (SFJKJV) was awarded the Shatin to Central Link (SCL) Contract No. 1101 Ma On Shan Line (MOL) Modification Works (this Project). ANewR Consulting Limited (ANewR) was commissioned by SFJKJV as the Environmental Team (ET) for undertaking the Environmental Monitoring and Audit (EM&A) works during the construction period. The works areas under this Project covered by Environmental Permit (EP-438/2012) for the SCL Tai Wai to Hung Hom Section (TAW-HUH) included works sites at Tai Wai Mei Tin Road, To Shek Storage Yard and Shek Mun Storage Yard. Variations of environmental permit (VEP) was subsequently applied for EP-438/2012 and the latest Environmental Permit (EP No: EP-438/2012/J) was issued by Director of Environmental Protection (DEP) on 29 February 2016.

This is the Final EM&A Review Report for SCL Contract No. 1101. All construction works under SCL(TAW-HUH) commenced on 13 August 2012 and have been completed on 29 February 2016.

Construction Activities

A summary of the major construction activities undertaken in the construction period is shown as follows.

Tai Wai Mei Tin Road

- Construction of noise cover over the viaduct

To Shek Storage Yard and Shek Mun Storage Yard

- Preparation of and storage of construction materials

Environmental Monitoring and Audit Works

According to the EM&A Manual of SCL (TAW-HUH), there is no designated monitoring stations for work sites at Tai Wai Mei Tin Road, To Shek Storage Yard and Shek Mun Storage Yard.

Environmental Site Inspection

Weekly site inspections were carried out by ET to ensure proper implementation of environmental mitigation measures and compliance with environmental legislation throughout the construction period. The representative of the IEC joined the site inspection once per month.

Waste Disposal

Wastes generated from this Project include inert construction and demolition (C&D) materials and non-inert C&D materials. Details of waste management data is presented in Section 4 and *Appendix C*.

Complaint Log

No environmental complaint was received in the construction period.

Notification of Summon and Successful Prosecution

No Notification of Summons or successful prosecution was received in the construction period.

Conclusion

The EM&A programme were found to be effective in monitoring impacts arising from the Project. The findings of the environmental monitoring program suggest that no adverse environmental impacts was arisen by the Project. In conclusion the Project was environmentally acceptable.

1. INTRODUCTION

1.1 Background

The Shatin to Central Link - Tai Wai to Hung Hom Section (hereafter referred to as SCL (TAW-HUH)) is an extension of the Ma On Shan Line (MOL) and is approximately 11 km long. It links up with the West Rail Line at Hung Hom forming a strategic east-west rail corridor. It is a Designated Project under the Environmental Impact Assessment Ordinance (Cap. 499) (EIAO).

The construction of the SCL (TAW-HUH) has been divided into a series of civil construction Works Contracts and this Works Contract 1101 covers the works sites at Tai Wai Mei Tin Road, To Shek Storage Yard and Shek Mun Storage Yard of which EM&A programme according to the EM&A Manual of SCL (TAW-HUH) should be implemented. All construction works under SCL(TAW-HUH) commenced on 13 August 2012 and have been completed on 29 February 2016.

ANewR Consulting Limited (ANewR) was commissioned by Sun Fook Kong Joint Venture (SFKJV), the main contractor as the Environmental Team (ET) during the construction phase of SCL(TAW-HUH) for Contract No. 1101.

1.2 Description of the Construction Works

The major works of Contract No. 1101 includes construction of noise cover over the viaduct at Tai Wai Mei Tin Road.

The works areas including works sites at Tai Wai Mei Tin Road, To Shek Storage Yard and Shek Mun Storage Yard are shown in *Appendix A*.

1.3 Purpose of this Report

This is the Final EM&A Review Report summarising audit findings of the EM&A program carried out according to EM&A Manual for SCL (TAW-HUH) by ET of the Project.

As there is no designated air quality, noise and water quality monitoring stations for works sites at Tai Wai Mei Tin Road, To Shek Storage Yard and Shek Mun Storage Yard, this report mainly summarises the waste management details, site inspections findings, environmental complaint records and investigations, and any notification of summons, prosecutions and corrective actions of the Project. This final EM&A Review Report is organised as follows:

- Section 1 Introduction
- Section 2 Project Information
- Section 3 Waste Management
- Section 4 Site Inspection
- Section 5 Environmental Complaint
- Section 6 Summary of Notification of Summons, Successful Prosecutions and Corrective Actions
- Section 7 Comment, Conclusion and Recommendations

2. PROJECT INFORMATION

2.1 Project Organization and Management Structure

The organization chart, contact detail and lines of communication with respect to the environmental management are shown in *Appendix B*

2.2 Construction Activities

A summary of the major construction activities undertaken in the construction period is shown as follows.

Tai Wai Mei Tin Road

- Construction of noise cover over the viaduct

To Shek Storage Yard and Shek Mun Storage Yard

- Preparation of and storage of construction materials

3. IMPLEMENTATION STATUS ON ENVIRONMENTAL PROTECTION REQUIREMENTS

The contractor has implemented environmental mitigation measures and requirements as stated in the EIA Report, the Environmental Permit, EM&A Manual and the ERR. The implementation status of the environmental mitigation measures of the construction period is summarized in **Appendix E**. Status of required submissions under the Environmental Permit (EP) of the Project is presented in **Table 3.1**.

Table 3.1 Status of Required Submission under EP

EP Condition	Submission	Submission Date	
Condition 2.1	Employment of Environmental Team	27-Aug-12	
Condition 2.2	Employment of Independent Environmental Checker	1-Aug-12	
Condition 2.7	Management Organization of Main Construction Companies	21-Aug-12	
Condition 2.8	Construction Programme and Environmental Permit (EP) Submission Schedule	21-Aug-12	
Condition 2.13	Visual, Landscape, Tree Planting & Tree Protection Plan	6-Jul-12(1st submission) 30-Aug-12(2nd submission) 3-Oct-2012 (3rd submission) 18-June-13 (4th submission) 12-July-13 (Approved)	
Condition 2.30	As-built Drawings for Operational Air-borne Noise Mitigation Measures	4-Dec-15 (1st submission) 28-Dec-15 (2nd submission) 4-Feb-16 (Approved)	
Condition 2.33	As-built Drawings for Landscape and Visual Mitigation Measures	4-Dec-15 (1st submission) 28-Dec-15 (2nd submission) 4-Feb-16 (Approved)	
Condition 3.4	Monthly EM&A Report	Dec-12	14-Jan-13
		Jan-13	14-Feb-13
		Feb-13	14-Mar-13
		Mar-13	12-Apr-13
		Apr-13	14-May-13
		May-13	14-Jun-13
		Jun-13	12-Jul-13
		Jul-13	14-Aug-13
		Aug-13	13-Sep-13
		Sep-13	15-Oct-13
		Oct-13	14-Nov-13
		Nov-13	13-Dec-13
		Dec-13	14-Jan-14
		Jan-14	14-Feb-14
		Feb-14	14-Mar-14
		Mar-14	14-Apr-14
Apr-14	14-May-14		
May-14	13-Jun-14		
Jun-14	14-Jul-14		

			Jul-14	14-Aug-14
			Aug-14	12-Sep-14
			Sep-14	14-Oct-14
			Oct-14	14-Nov-14
			Nov-14	12-Dec-14
			Dec-14	14-Jan-15
			Jan-15	13-Feb-15
			Feb-15	13-Mar-15
			Mar-15	14-Apr-15
			Apr-15	14-May-15
			May-15	11-Jun-15
			Jun-15	14-Jul-15
			Jul-15	14-Aug-15
			Aug-15	14-Sep-15
			Sep-15	14-Oct-15
			Oct-15	13-Nov-15
			Nov-15	14-Dec-15
			Dec-15	14-Jan-16
			Jan-16	12-Feb-16
			Feb-16	14-Mar-16

4. WASTE MANAGEMENT

Waste generated from this Project includes inert construction and demolition (C&D) materials and non-inert C&D materials. Non-inert C&D materials are made up of general refuse and recyclable wastes like plastic and paper/cardboard packaging materials. With reference to relevant handling records and trip tickets of this Project, the quantities of different types of waste generated in the construction are summarized in **Table 4.1**. Details of waste management data is presented in **Appendix C**.

Table 4.1 Waste Generated in the Construction Period

Waste Type	Quantity
Inert C&D materials disposed	598.00 m ³
Inert C&D materials recycled	0
Non-inert C&D materials disposed	0
Non-inert C&D materials recycled	68.00 m ³
General waste disposed of to NENT Landfill	500.75 m ³
Chemical waste disposed of to CWTC or collected by licenced collector	1552.10 kg

5. SITE INSPECTION

Site audit was carried out by representatives of the Contractor, Engineer and Contractor’s ET on weekly basis to monitor the timely implementation of proper environmental management practices and mitigation measures in the Project site. The representative of the IEC joined the site inspections once per month.

During site inspections throughout the construction period, no non-conformance of implementation of environmental mitigation measures was identified. All relevant environmental mitigation measures for construction stages as stated in the EM&A Manual of SCL (TAW-HUH) was carried out properly in the construction period. The mitigation measures implementation schedule is shown in *Appendix D*.

The major findings and the corresponding recommendations given during the site audits are summarized in **Table 5.1**.

Table 5.1 Major Findings and Corresponding Recommendations given during Site Audits

Parameters	Observations/ Reminders	Corresponding Recommendations
Water Quality	Mud trail observed at the site entrance at Shek Mun Storage Yard.	To provide wheel washing facility to the site entrances and clear the mud marks.
	Inefficiency of wheel washing facility was observed.	To replace the muddy water with clean water in wheel washing facilities and conduct maintenance regularly.
	Accumulation of muddy water was observed.	To provide mitigation measure, i.e. sand bags to prevent water run-off.
Noise	Hoarding without tarpaulin sheet or similar fabric was observed.	To provide a proper hoarding with tarpaulin sheet.
Landscape and Visual	Construction waste and metal fencing observed within the tree protection zone at Shek Mun Storage Yard	To properly maintain the tree protection zone and remove the construction waste inside it.
Air Quality	Mud trail observed at the site entrance at Shek Mun Storage Yard.	To provide wheel washing facility to the site entrances and clear the mud marks.
	Stockpile of dusty material or cement bags observed exposed / not properly covered.	To cover the stockpile of dusty material properly by tarpaulin sheets
	Hoarding without tarpaulin sheet or similar fabric was observed.	To provide a proper hoarding with tarpaulin sheet.
	Insufficient water spraying to the unpaved surface was observed.	To provide water spraying to the unpaved surface more regularly.
Waste/Chemical Management	Overflow of accumulated of C&D waste	To clear the construction waste regularly, sorting of construction waste should be carried out and provide waste skip to construction waste.
	Construction waste mixing with construction materials.	To provide designated area for storage of construction waste and to perform on-site sorting.
	Chemical containers observed without secondary containment.	To provide drip tray to chemical container.
	Empty chemical containers / oil stain on ground observed.	To clear it properly and store it in the chemical waste storage container
	Waste storage area observed exposed / not properly covered.	To cover the waste storage area with tarpaulin sheet.
	Improper chemical waste management practices were observed.	To provide proper chemical waste management practices, i.e. provision of spillage kit and drip tray under PME.
	Insufficient housekeeping practices was observed.	To remove the general waste more regularly.

Permits/Licenses		
------------------	--	--

6. ENVIRONMENTAL COMPLAINT

No complaint was received during the construction period.

7. SUMMARY OF NOTIFICATION OF SUMMONS, SUCCESSFUL PROSECUTIONS AND CORRECTIVE ACTIONS

Neither Notification of Summon nor successful prosecution was received by the Contractor during the construction period.

8. COMMENT, CONCLUSION AND RECOMMENDATIONS

8.1 Validity of EIA Predictions

It is predicted in the EIA Report that with the implementation of the recommended mitigation measures, there would be no unacceptable or residual air quality and noise impacts arising from the Project-related construction work. There is no designated environmental monitoring station for work sites at Tai Wai Mei Tin Road, To Shek Storage Yard and Shek Mun Storage Yard of the Project. Throughout the entire construction period, neither environmental complaint, notification of summon nor successful prosecution was received, and no non-conformance of implementation of environmental mitigation measures was identified in weekly site inspections. These demonstrate no adverse environmental impacts arisen from the actual construction activities of the Project which are in-line with the EIA predictions.

8.2 Comments on Overall EM&A Programme

The mitigation measures detailed in the Environmental Permit, the EM&A Manual and the EIA report were implemented and site inspections were carried out to directly ensure the timely implementation of mitigation measures during the construction period of the Project. The overall environmental performance of the Project was acceptable.

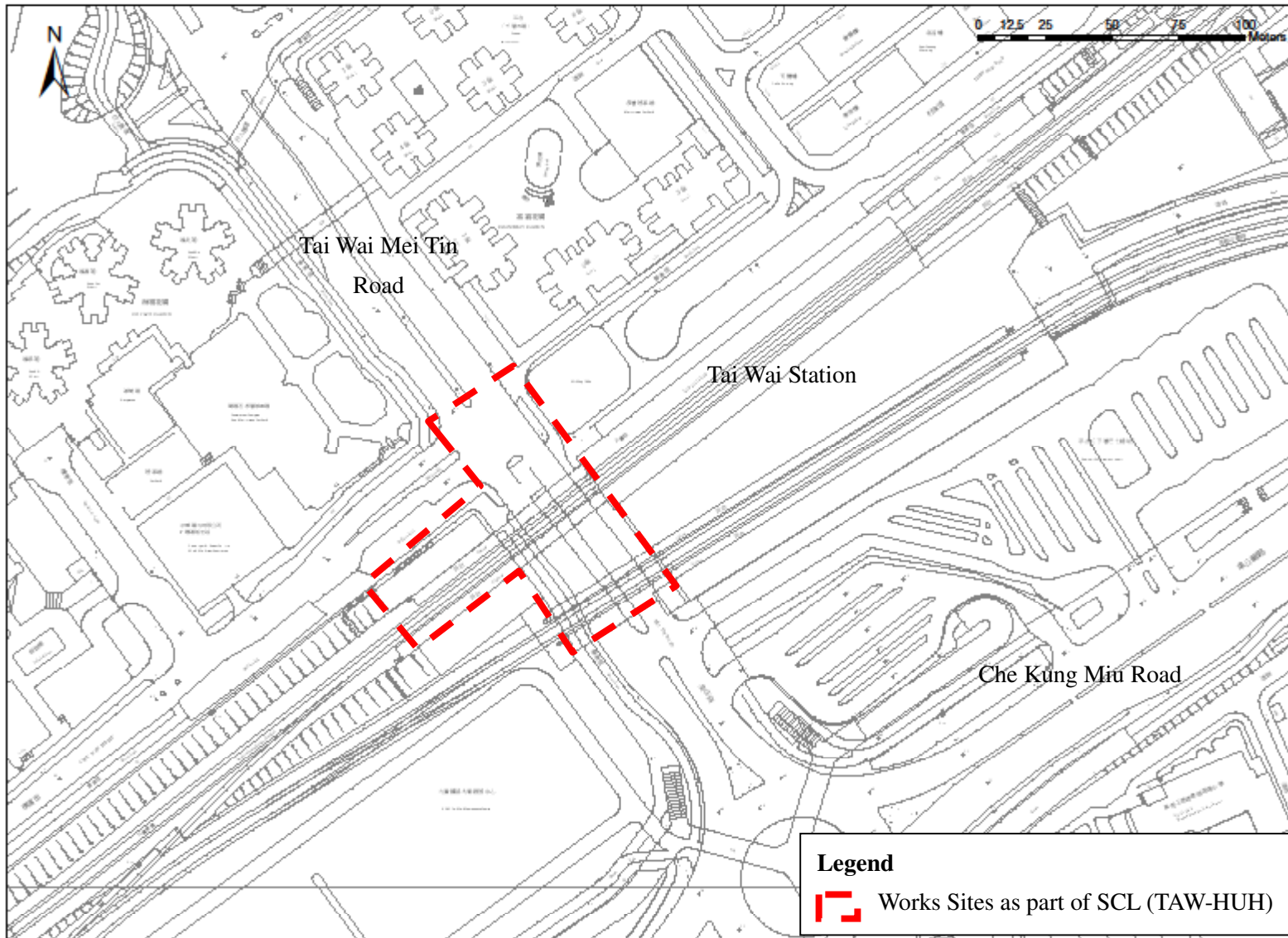
8.3 Recommendations and Conclusions

The EM&A programme was found to be effective in monitoring the construction works of the Project. The findings of the environmental site inspections suggest that no adverse environmental impacts arise by the Project. In conclusion the Project was environmentally acceptable.


With the success of the overall EM&A programme, the deterioration of the environment caused by the Project was cost-effectively identified and necessary prompt effective mitigation measures were implemented to avoid any unacceptable impacts.

APPENDIX A

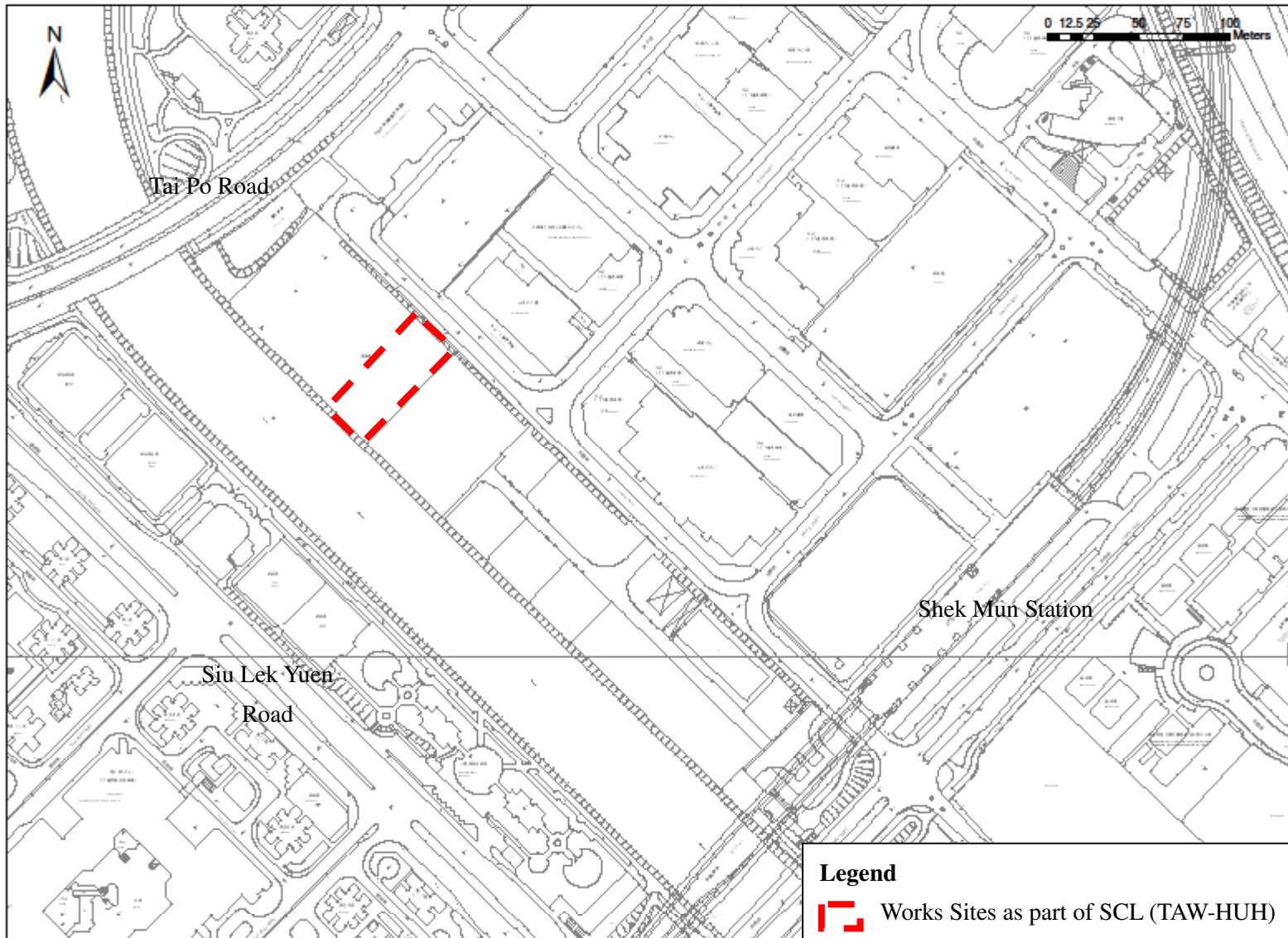
LOCATION PLAN OF WORKS AREA AND STORAGE YARD



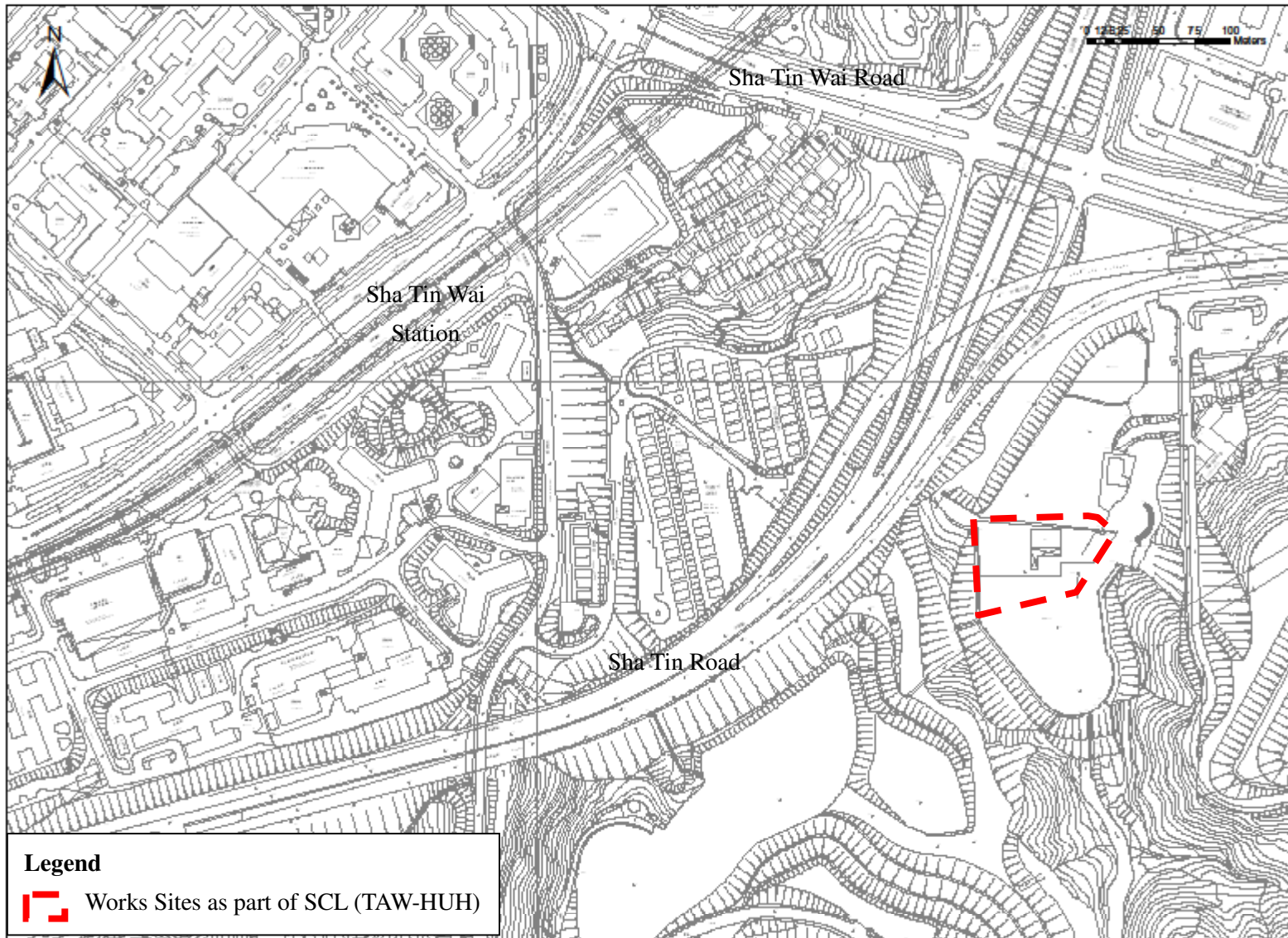
Legend

 Works Sites as part of SCL (TAW-HUH)

SCALE	N.T.S.	DATE	4 June 2013
CHECK	LYMA	DRAWN	YSWE
Ref.	FIGURE NO.		REV
SCL Contract No.1101	App A (Sheet 1 of 3)		1



SCALE	N.T.S.	DATE	4 June 2013
CHECK	LYMA	DRAWN	YSWE
Ref.	FIGURE NO.		REV
SCL Contract No.1101	App A (Sheet 2 of 3)		1



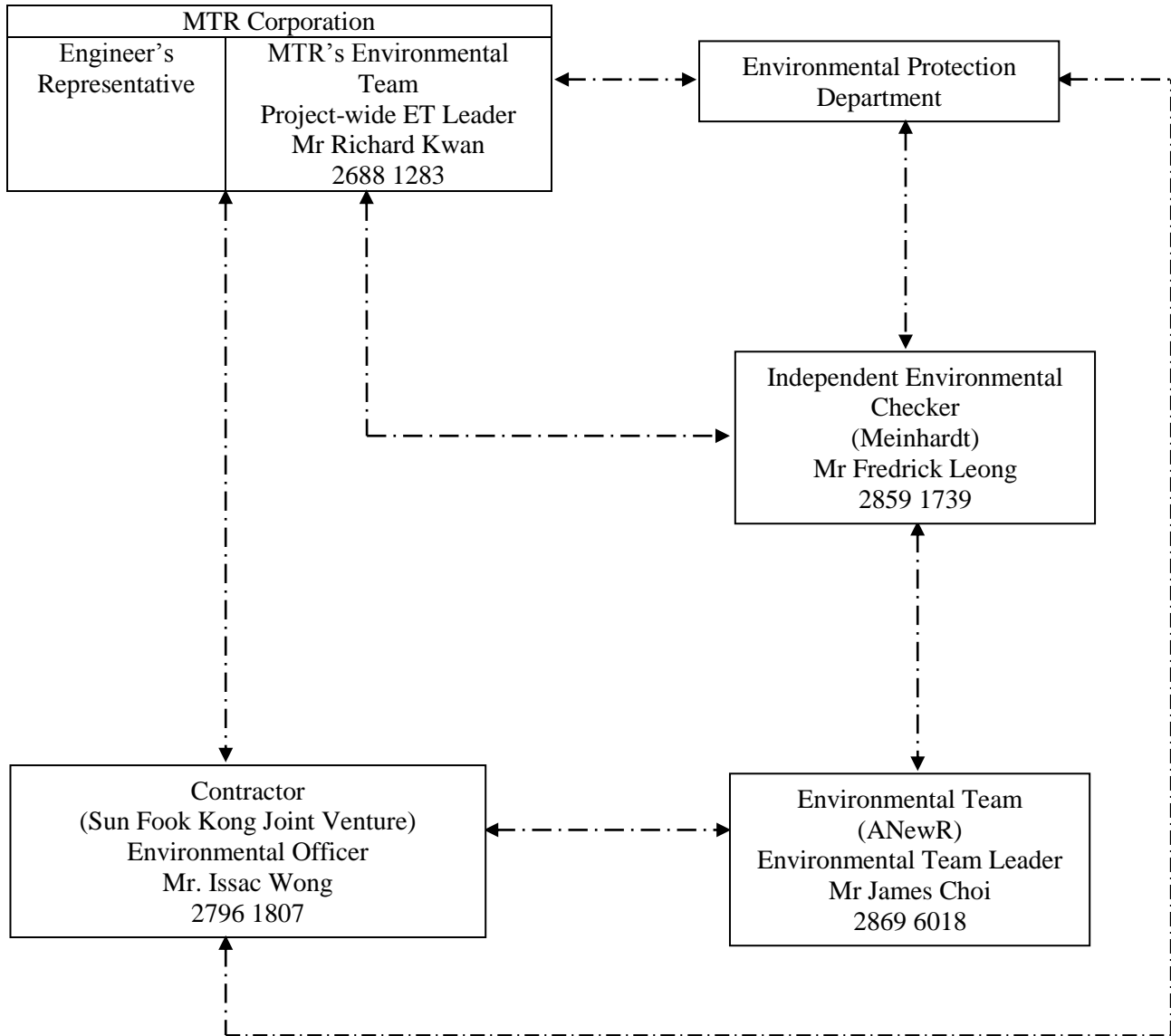
SCALE	N.T.S.	DATE	4 June 2013
CHECK	LYMA	DRAWN	YSWE
Ref.	FIGURE NO.		REV
SCL Contract No.1101	App A (Sheet 3 of 3)		1

APPENDIX B

ORGANISATION CHART OF ENVIRONMENTAL MANAGEMENT

Appendix B Organisation Chart of Environmental Management

Project Organization Chart



----- Line of communication

APPENDIX C
WASTE FLOW TABLE

Waste Flow Table for 2012 (year) (in cu. meter) for SCL

Month	Total Quantity Generated	Actual Quantities of Inert C&D Materials Generated Monthly				Actual Quantities of Other C&D Wastes Generated Monthly		
		Broken Concrete	Reused in the Contract	Reused in Other Projects	Disposed as Public Fill	Recyclable Metals	Non-inert Waste / General Refuse	Chemical Waste (in kg)
January								
February								
March								
April								
May								
June								
July								
August								
September	0.00	0.00	0.00	0.00	0.00	0.00	0.00	0.00
October	0.00	0.00	0.00	0.00	0.00	0.00	0.00	0.00
November	13.00	0.00	0.00	0.00	13.00	0.00	26.00	0.00
December	0.00	0.00	0.00	0.00	0.00	0.00	0.00	0.00
Sub-total for 2012	13.00	0.00	0.00	0.00	13.00	0.00	26.00	0.00
Cumulative Total	13.00	0.00	0.00	0.00	13.00	0.00	26.00	0.00

Remark: - Waste Generated from site at Tai Wai Mei Tin Road, Shek Mun Storage Yard, To Shek Storage Yard and Tai Shui Hang Storage Yard.
 - 1 full loaded dumping truck is assumed equivalent to 6.5 m³ by volume from Archsd D/OL03/09.002
 - Inert waste is disposed of at Tseung Kwan O Area 137 Public Fill Bank while non-inert waste is disposed of at North East New Territories Landfill.

Waste Flow Table for 2013 (year) (in cu. meter) for SCL

Month	Actual Quantities of Inert C&D Materials Generated Monthly					Actual Quantities of Other C&D Wastes Generated Monthly		
	Total Quantity Generated	Broken Concrete	Reused in the Contract	Reused in Other Projects	Disposed as Public Fill	Recyclable Metals	Non-inert Waste / General Refuse	Chemical Waste (in kg)
January	0.00	0.00	0.00	0.00	0.00	0.00	0.00	0.00
February	0.00	0.00	0.00	0.00	0.00	0.00	3.50	0.00
March	0.00	0.00	0.00	0.00	0.00	0.00	3.25	0.00
April	0.00	0.00	0.00	0.00	0.00	3.00	16.25	0.00
May	0.00	0.00	0.00	0.00	0.00	0.00	35.75	0.00
June	0.00	0.00	0.00	0.00	0.00	0.00	22.75	0.00
July	0.00	0.00	0.00	0.00	0.00	0.00	6.50	0.00
August	0.00	0.00	0.00	0.00	0.00	0.00	3.25	0.00
September	0.00	0.00	0.00	0.00	0.00	0.00	0.00	0.00
October	0.00	0.00	0.00	0.00	0.00	0.00	58.50	0.00
November	19.50	0.00	0.00	0.00	19.50	0.00	48.75	0.00
December	0.00	0.00	0.00	0.00	0.00	0.00	0.00	0.00
Sub-total for 2013	19.50	0.00	0.00	0.00	19.50	3.00	198.50	0.00
Cumulative Total	32.50	0.00	0.00	0.00	32.50	3.00	224.50	0.00

- Remark: - Waste generated from site at Tai Wai Mei Tin Road, Shek Mun Storage Yard, To Shek Storage Yard and Tai Shui Hang Storage Yard from January 2013 – April 2013.
- Waste generated from site at Tai Wai Mei Tin Road, Shek Mun Storage Yard and To Shek Storage Yard only from May 2013 onwards
 - Tai Shui Hang Storage Yard has been handed back to land owner on 15 April 2013
 - 1 full loaded dumping truck is assumed equivalent to 6.5 m³ by volume from Archsd D/OL03/09.002
 - Inert waste is disposed of at Tseung Kwan O Area 137 Public Fill Bank while non-inert waste is disposed of at North East New Territories Landfill.

Waste Flow Table for 2014 (year) (in cu. meter) for SCL

Month	Total Quantity Generated	Actual Quantities of Inert C&D Materials Generated Monthly				Actual Quantities of Other C&D Wastes Generated Monthly		
		Broken Concrete	Reused in the Contract	Reused in Other Projects	Disposed as Public Fill	Recyclable Metals	Non-inert Waste / General Refuse	Chemical Waste (in kg)
January	0.00	0.00	0.00	0.00	0.00	0.00	0.00	0.00
February	0.00	0.00	0.00	0.00	0.00	0.00	0.00	0.00
March	0.00	0.00	0.00	0.00	0.00	0.00	0.00	120.00
April	0.00	0.00	0.00	0.00	0.00	0.00	0.00	120.00
May	0.00	0.00	0.00	0.00	0.00	0.00	0.00	0.00
June	0.00	0.00	0.00	0.00	0.00	0.00	6.50	270.00
July	19.50	0.00	0.00	0.00	19.50	0.00	19.50	0.00
August	71.50	0.00	0.00	0.00	71.50	26.00	6.50	500.00
September	6.50	0.00	0.00	0.00	6.50	19.50	0.00	345.00
October	6.50	0.00	0.00	0.00	6.50	0.00	29.25	45.00
November	13.00	0.00	0.00	0.00	13.00	6.50	0.00	0.00
December	0.00	0.00	0.00	0.00	0.00	13.00	0.00	0.00
Sub-total for 2014	117.00	0.00	0.00	0.00	117.00	65.00	61.75	1400.00
Cumulative Total	149.50	0.00	0.00	0.00	149.50	68.00	286.25	1400.00

- Remark: - Waste generated from site at Tai Wai Mei Tin Road, Shek Mun Storage Yard, To Shek Storage Yard and Tai Shui Hang Storage Yard from January 2013 – April 2013.
- Waste generated from site at Tai Wai Mei Tin Road, Shek Mun Storage Yard and To Shek Storage Yard only from May 2013 onwards
 - Tai Shui Hang Storage Yard has been handed back to land owner on 15 April 2013
 - 1 full loaded dumping truck is assumed equivalent to 6.5 m³ by volume from Archsd D/OL03/09.002
 - Inert waste is disposed of at Tseung Kwan O Area 137 Public Fill Bank while non-inert waste is disposed of at North East New Territories Landfill.

Waste Flow Table for 2015 (year) (in cu. meter) for SCL

Month	Actual Quantities of Inert C&D Materials Generated Monthly					Actual Quantities of Other C&D Wastes Generated Monthly		
	Total Quantity Generated	Broken Concrete	Reused in the Contract	Reused in Other Projects	Disposed as Public Fill	Recyclable Metals	Non-inert Waste / General Refuse	Chemical Waste (in kg)
January	0.00	0.00	0.00	0.00	0.00	0.00	13.00	0.00
February	0.00	0.00	0.00	0.00	0.00	0.00	3.25	0.00
March	0.00	0.00	0.00	0.00	0.00	0.00	3.25	0.00
April	0.00	0.00	0.00	0.00	0.00	0.00	6.50	0.00
May	224.25	0.00	0.00	0.00	224.25	0.00	35.75	152.10
June	42.25	0.00	0.00	0.00	42.25	0.00	42.25	0.00
July	0.00	0.00	0.00	0.00	0.00	0.00	13.00	0.00
August	0.00	0.00	0.00	0.00	0.00	0.00	19.50	0.00
September	136.50	0.00	0.00	0.00	136.50	0.00	39.00	0.00
October	45.50	0.00	0.00	0.00	45.50	0.00	26.00	0.00
November	0.00	0.00	0.00	0.00	0.00	0.00	13.00	0.00
December	0.00	0.00	0.00	0.00	0.00	0.00	0.00	0.00
Sub-total for 2015	448.50	0.00	0.00	0.00	448.50	0.00	214.50	152.10
Cumulative Total	598.00	0.00	0.00	0.00	598.00	68.00	500.75	1552.10

- Remark: - Waste generated from site at Tai Wai Mei Tin Road, Shek Mun Storage Yard, To Shek Storage Yard and Tai Shui Hang Storage Yard from January 2013 – April 2013.
 - Waste generated from site at Tai Wai Mei Tin Road, Shek Mun Storage Yard and To Shek Storage Yard only from May 2013 onwards
 - Tai Shui Hang Storage Yard has been handed back to land owner on 15 April 2013
 - 1 full loaded dumping truck is assumed equivalent to 6.5 m³ by volume from Archsd D/OL03/09.002
 - Inert waste is disposed of at Tseung Kwan O Area 137 Public Fill Bank while non-inert waste is disposed of at North East New Territories Landfill.

Waste Flow Table for 2016 (year) (in cu. meter) for SCL

Month	Total Quantity Generated	Actual Quantities of Inert C&D Materials Generated Monthly				Actual Quantities of Other C&D Wastes Generated Monthly		
		Broken Concrete	Reused in the Contract	Reused in Other Projects	Disposed as Public Fill	Recyclable Metals	Non-inert Waste / General Refuse	Chemical Waste (in kg)
January	0.00	0.00	0.00	0.00	0.00	0.00	0.00	0.00
February	0.00	0.00	0.00	0.00	0.00	0.00	0.00	0.00
March								
April								
May								
June								
July								
August								
September								
October								
November								
December								
Sub-total for 2016	0.00	0.00	0.00	0.00	0.00	0.00	0.00	0.00
Cumulative Total	598.00	0.00	0.00	0.00	598.00	68.00	500.75	1552.10

- Remark: - Waste generated from site at Tai Wai Mei Tin Road, Shek Mun Storage Yard, To Shek Storage Yard and Tai Shui Hang Storage Yard from January 2013 – April 2013.
 - Waste generated from site at Tai Wai Mei Tin Road, Shek Mun Storage Yard and To Shek Storage Yard only from May 2013 onwards
 - Tai Shui Hang Storage Yard has been handed back to land owner on 15 April 2013
 - 1 full loaded dumping truck is assumed equivalent to 6.5 m³ by volume from Archsd D/OL03/09.002
 - Inert waste is disposed of at Tseung Kwan O Area 137 Public Fill Bank while non-inert waste is disposed of at North East New Territories Landfill.

APPENDIX D

MITIGATION MEASURES IMPLEMENTATION SCHEDULE

EIA Ref.	EM&A Log Ref.	Recommended Mitigation Measures	Objectives of the Recommended Measures & Main Concerns to address	Who to implement the measures?	Location of the measures	When to implement the measures?	What requirements or standards for the measures to achieve?	Status
		works; <ul style="list-style-type: none"> No on-site burning of waste; Waste and refuse in appropriate receptacles. 						^ ^
Landscape & Visual (Construction Phase)								
S6.9.3	LV1	<p>The following good site practices and measures for minimization and avoidance of potential impacts are recommended:</p> <p><u>Re-use of Existing Soil</u></p> <ul style="list-style-type: none"> For soil conservation, existing topsoil shall be re-used where possible for new planting areas within the project. The construction program shall consider using the soil removed from one phase for backfilling another. Suitable storage ground, gathering ground and mixing ground may be set up on-site as necessary. <p><u>No-intrusion Zone</u></p> <ul style="list-style-type: none"> To maximize protection to existing trees, ground vegetation and the associated under storey habitats, construction contracts may designate “No-intrusion Zone” to various areas within the site boundary with rigid and durable fencing for each individual no-intrusion zone. The contractor should closely monitor and restrict the site working staff from entering the “no-intrusion zone”, even for indirect construction activities and storage of equipment. 	Minimize visual & landscape impact	Contractor	Within Project Site	Contraction stage	TM-EIAO	N/A *

Remarks:

^ Compliance of mitigation measure
N/A Not Applicable

x Non-compliance of mitigation measure
* Observation/reminder was made during site audit but improved/rectified by the contractor.

EIA Ref.	EM&A Log Ref.	Recommended Mitigation Measures	Objectives of the Recommended Measures & Main Concerns to address	Who to implement the measures?	Location of the measures	When to implement the measures?	What requirements or standards for the measures to achieve?	Status
		<p><u>Protection of Retained Trees</u></p> <ul style="list-style-type: none"> All retained trees should be recorded photographically at the commencement of the Contract, and carefully protected during the construction period. Detailed tree protection specification shall be allowed and included in the Contract Specification, which specifying the tree protection requirement, submission and approval system, and the tree monitoring system. The Contractor shall be required to submit, for approval, a detailed working method statement for the protection of trees prior to undertaking any works adjacent to all retained trees, including trees in contractor's works sites. 						^
S6.12	LV2	<ul style="list-style-type: none"> <u>Decorative Hoarding</u> Erection of decorative screen during construction stage to screen off undesirable views of the construction site for visual and landscape sensitive areas. Hoarding should be designed to be compatible with the existing urban context. <u>Management of facilities on work sites</u> To provide proper management of the facilities on the sites, give control on the height and disposition/arrangement of all facilities on the works site to minimize visual impact to adjacent VSRs. 	Minimize visual & landscape impact	Contractor	Within Project Site	Detailed design and construction stage	EIAO-TM ETWB TCW 2/2004 ETWB TCW 3/2006	^

Remarks:

^ Compliance of mitigation measure
N/A Not Applicable

x Non-compliance of mitigation measure
* Observation/reminder was made during site audit but improved/rectified by the contractor.

EIA Ref.	EM&A Log Ref.	Recommended Mitigation Measures	Objectives of the Recommended Measures & Main Concerns to address	Who to implement the measures?	Location of the measures	When to implement the measures?	What requirements or standards for the measures to achieve?	Status
		<ul style="list-style-type: none"> <u>Tree Transplanting</u> Trees of high to medium survival rate would be affected by the works shall be transplanted where possible and practicable. Tree transplanting proposal including final location for transplanted trees shall be submitted separately to seek relevant government department's approval, in accordance with ETWB TCW No 3/2006. 						N/A
Construction Dust Impact								
S7.6.5	D1	The contractor shall follow the procedures and requirements given in the Air Pollution Control (Construction Dust) Regulation	Minimize dust impact at the nearby sensitive receivers	Contractor	All construction sites	Construction stage	<ul style="list-style-type: none"> APCO To control the dust impact to meet HKAQO and TM-EIA criteria 	^
S7.6.5	D2	<ul style="list-style-type: none"> Mitigation measures in form of regular watering under a good site practice should be adopted. Watering once per hour on exposed worksites and haul road in the Kowloon area and once per 1.5 hour at those in the Tai Wai area should be conducted to achieve dust removal efficiencies of 91.7%. While the above watering frequencies are to be followed, the extent of watering may vary depending on actual site conditions but should be sufficient to maintain an equivalent intensity of no less than 1.8 L/m² to achieve the dust removal efficiency 	Minimize dust impact at the nearby sensitive receivers	Contractor	All construction sites	Construction stage	<ul style="list-style-type: none"> APCO To control the dust impact to meet HKAQO and TM-EIA criteria 	^

Remarks:

^ Compliance of mitigation measure
N/A Not Applicable

x Non-compliance of mitigation measure
* Observation/reminder was made during site audit but improved/rectified by the contractor.

EIA Ref.	EM&A Log Ref.	Recommended Mitigation Measures	Objectives of the Recommended Measures & Main Concerns to address	Who to implement the measures?	Location of the measures	When to implement the measures?	What requirements or standards for the measures to achieve?	Status
S7.6.5	D3	<ul style="list-style-type: none"> Proper watering of exposed spoil should be undertaken throughout the construction phase; Any excavated or stockpile of dusty material should be covered entirely by impervious sheeting or sprayed with water to maintain the entire surface wet and then removed or backfilled or reinstated where practicable within 24 hours of the excavation or unloading; Any dusty materials remaining after a stockpile is removed should be wetted with water and cleared from the surface of roads; A stockpile of dusty material should not be extend beyond the pedestrian barriers, fencing or traffic cones. The load of dusty materials on a vehicle leaving a construction site should be covered entirely by impervious sheeting to ensure that the dusty materials do not leak from the vehicle; Where practices, vehicle washing facilities with high pressure water jet should be provided at every discernible or designated vehicle exit point. The area where vehicle washing takes place and the road section between the washing facilities and the exit point should be paved with concrete, bituminous materials or hardcores; 	Minimize dust impact at the nearby sensitive receivers	Contractor	All construction sites	Construction stage	<ul style="list-style-type: none"> APCO To control the dust impact to meet HKAQO and TM-EIA criteria 	<p>*</p> <p>*</p> <p>N/A</p> <p>^</p> <p>^</p> <p>^</p>

Remarks:

^ Compliance of mitigation measure
N/A Not Applicable

x Non-compliance of mitigation measure
* Observation/reminder was made during site audit but improved/rectified by the contractor.

EIA Ref.	EM&A Log Ref.	Recommended Mitigation Measures	Objectives of the Recommended Measures & Main Concerns to address	Who to implement the measures?	Location of the measures	When to implement the measures?	What requirements or standards for the measures to achieve?	Status
		<ul style="list-style-type: none"> When there are open excavation and reinstatement works, hoarding of not less than 2.4m high should be provided and properly maintained as far as practicable along the site boundary with provision for public crossing; Good site practice shall also be adopted by the Contractor to ensure the conditions of the hoardings are properly maintained throughout the construction period; The portion of any road leading only to construction site that is within 30m of a vehicle entrance or exit should be kept clear of dusty materials; Surface where any pneumatic or power-driven drilling, cutting, polishing or other mechanical breaking operation takes place should be sprayed with water or a dust suppression chemical continuously; Any area that involves demolition activities should be sprayed with water or a dust suppression chemical immediately prior to, during and immediately after the activities so as to maintain the entire surface wet; Where a scaffolding is erected around the perimeter of a building under construction, effective dust screens, sheeting or netting should be provided to enclose the scaffolding from the ground floor level of the building, or a canopy should be provided from the first floor level up to the highest level of the scaffolding; 						<p>*</p> <p>*</p> <p>N/A</p> <p>N/A</p> <p>N/A</p>

Remarks:

^ Compliance of mitigation measure

x Non-compliance of mitigation measure

N/A Not Applicable

* Observation/reminder was made during site audit but improved/rectified by the contractor.

EIA Ref.	EM&A Log Ref.	Recommended Mitigation Measures	Objectives of the Recommended Measures & Main Concerns to address	Who to implement the measures?	Location of the measures	When to implement the measures?	What requirements or standards for the measures to achieve?	Status
		<ul style="list-style-type: none"> Any skip hoist for material transport should be totally enclosed by impervious sheeting; Every stock of more than 20 bags of cement or by pulverized fuel ash (PFA) should be covered entirely by impervious sheeting or placed in an area sheltered on the top and the 3 sides; Cement or dry PFA delivered in bulk should be stored in a closed silo fitted with an audible high level alarm which is interlocked with the material filling line and no overfilling is allowed; Loading, unloading, transfer, handling or storage of bulk cement or dry PFA should be carried out in a totally enclosed system or facility, and any vent or exhaust should be fitted with an effective fabric filter or equivalent air pollution control system; and Exposed earth should be properly treated by compaction, turfing, hydroseeding, vegetation planting or sealing with latex, vinyl, bitumen, shotcrete or other suitable surface stabilizer within six months after the last construction activity on the construction site or part of the construction site where the exposed earth lies. 						<p>N/A</p> <p>^</p> <p>^</p> <p>N/A</p> <p>^</p>

Remarks:

^ Compliance of mitigation measure
N/A Not Applicable

x Non-compliance of mitigation measure
* Observation/reminder was made during site audit but improved/rectified by the contractor.

EIA Ref.	EM&A Log Ref.	Recommended Mitigation Measures	Objectives of the Recommended Measures & Main Concerns to address	Who to implement the measures?	Location of the measures	When to implement the measures?	What requirements or standards for the measures to achieve?	Status
Construction Noise (Airborne)								
S8.3.6	N1	<p>Implement the following good site practices:</p> <ul style="list-style-type: none"> Only well-maintained plant should be operated on-site and plant should be serviced regularly during the construction programme; Machines and plant (such as trucks, cranes) that may be in intermittent use should be shut down between work periods or should be throttled down to a minimum; Plant down to emit noise strongly in one direction, where possible, be orientated so that the noise is directed away from nearby NSRs; Silencers or mufflers on construction equipment should be properly fitted and maintained during the construction works; Mobile plant should be sited as far away from NSRs as possible and practicable; Material stockpiles, mobile container site office and other structures should be effectively utilized, where practicable, to screen noise from on-site construction activities. 	Control construction airborne noise	Contractor	All construction sites	Construction stage	• Annex 5, TM-EIA	<p>^</p> <p>^</p> <p>^</p> <p>N/A</p> <p>^</p> <p>*</p>
S8.3.6	N2	Install temporary hoarding located on the site boundaries between noisy construction activities and NSRs. The conditions of the hoarding shall be properly maintained throughout the construction period.	Reduce the construction noise level at low-level zone of NSRs through	Contractor	All construction sites	Construction stage	• Annex 5, TM-EIA	^

Remarks:

^ Compliance of mitigation measure

x Non-compliance of mitigation measure

N/A Not Applicable

* Observation/reminder was made during site audit but improved/rectified by the contractor.

EIA Ref.	EM&A Log Ref.	Recommended Mitigation Measures	Objectives of the Recommended Measures & Main Concerns to address	Who to implement the measures?	Location of the measures	When to implement the measures?	What requirements or standards for the measures to achieve?	Status
			partial screening					
S8.3.6	N3	Install movable noise barriers (typical design is wooden framed barrier with a small-cantilevered on a skid footing with 25mm thick internal sound absorptive lining), acoustic mat or full enclosure, screen the noisy plants including air compressor, generators and saw.	Screen the noisy plant items to be used at all construction sites	Contractor	All construction sites where practicable	Construction stage	• Annex 5, TM-EIA	N/A
S8.3.6	N4	Use “Quiet plants”	Reduce the noise levels of plant items	Contractor	All construction sites where practicable	Construction stage	• Annex 5, TM-EIA	^
S8.3.6	N5	Sequencing operation of construction plants where practicable	Operate sequentially within the same work site to reduce the construction airborne noise	Contractor	All construction sites where practicable	Construction stage	• Annex 5, TM-EIA	^
Water Quality (Construction Phase)								
S10.7.1	W1	In accordance with the Practice Noise for Professional Persons on Construction Site Drainage, Environmental Protection Department, 1994 (ProPECC PN1/94), construction phase mitigation measures shall include the following: <u>Construction Runoff and Site Drainage</u> <ul style="list-style-type: none"> At the start of site establishment (including the barging 	To minimize water quality impact from construction site runoff and general construction activities	Contractor	All construction sites where practicable	Construction stage	<ul style="list-style-type: none"> Water Pollution Control Ordinance ProPECC PN1/94 TM-EIAO TM-Water 	^

Remarks:

^ Compliance of mitigation measure

N/A Not Applicable

x Non-compliance of mitigation measure

* Observation/reminder was made during site audit but improved/rectified by the contractor.

EIA Ref.	EM&A Log Ref.	Recommended Mitigation Measures	Objectives of the Recommended Measures & Main Concerns to address	Who to implement the measures?	Location of the measures	When to implement the measures?	What requirements or standards for the measures to achieve?	Status
		<p>facilities), perimeter cut-off drains to direct off-site water around the site should be constructed with internal drainage works and erosion and sedimentation control facilities implemented. Channels (both temporary and permanent drainage pipes and culverts), earth bunds or sand bag barriers should be provided on site to direct stormwater to silt removal facilities. The design of the temporary on-site drainage system will be undertaken by the contractor prior to the commencement of construction.</p> <ul style="list-style-type: none"> The dikes or embankments for flood protection should be implemented around the boundaries of earthwork areas. Temporary ditches should be provided to facilities the runoff discharge into an appropriate watercourse, through a site/sediment trap. The sediments/silt traps should be incorporated in the permanent drainage channels to enhance deposition rates. The design of efficient silt removal facilities should be based on the guidelines in Appendix A1 of ProPECC PN 1/94, which states that the retention time for silt/sand traps should be 5 minutes under maximum flow conditions. Sizes may vary depending upon the flow rate, but for a flow rate of 0.1m³/s a sedimentation basin of 30m³ would be required and for a flow rate of 0.5m³/s 						<p>*</p> <p>^</p>

Remarks:

^ Compliance of mitigation measure
N/A Not Applicable

x Non-compliance of mitigation measure
* Observation/reminder was made during site audit but improved/rectified by the contractor.

EIA Ref.	EM&A Log Ref.	Recommended Mitigation Measures	Objectives of the Recommended Measures & Main Concerns to address	Who to implement the measures?	Location of the measures	When to implement the measures?	What requirements or standards for the measures to achieve?	Status
		<p>the basin would be 150m³. The detailed design of the sand/silt traps shall be undertaken by the constructor prior to the commencement of construction.</p> <ul style="list-style-type: none"> All exposed earth areas should be completed and vegetated as soon as possible after earthworks have been completed, or alternatively, within 14 days of the cessation of earthworks where practicable. Exposed slope surface should be covered by tarpaulin or other means. The overall slope of the site should be kept to a minimum to reduce the erosive potential of surface water flows, and all traffic areas and access roads protected by coarse stone ballast. An additional advantage accruing from the use of crushed stone is the positive traction gained during prolonged periods of inclement weather and the reduction of surface sheet flows. All drainage facilities and erosion and sediment control structures should be regularly inspected and maintained to ensure proper and efficient operation at all times and particularly following rainstorms. Deposited silt and grit should be removed regularly and disposed of by spreading evenly over stable, vegetated areas. Measures should be taken to minimize the ingress of site drainage into excavations. If the excavation of 						<p>^</p> <p>^</p> <p>^</p> <p>^</p>

Remarks:

^ Compliance of mitigation measure
N/A Not Applicable

x Non-compliance of mitigation measure
* Observation/reminder was made during site audit but improved/rectified by the contractor.

EIA Ref.	EM&A Log Ref.	Recommended Mitigation Measures	Objectives of the Recommended Measures & Main Concerns to address	Who to implement the measures?	Location of the measures	When to implement the measures?	What requirements or standards for the measures to achieve?	Status
		<p>trenches in wet periods is necessary, they should be dug and backfilled in short sections wherever practicable. Water pumped out from trenches or foundation excavations should be discharged into storm drains via silt removal facilities.</p> <ul style="list-style-type: none"> Open stockpiles of construction materials (for example, aggregates, sand and fill material) of more than 50m³ should be covered with tarpaulin or similar fabric during rainstorms. Measures should be taken to prevent the washing away of construction materials, soil, silt or debris into any drainage system. Manholes (including newly constructed ones) should always be adequately covered and temporarily sealed so as to prevent silt, construction materials or debris being washed into the drainage system and storm runoff being directed into foul sewers. Precautions be taken at any time of year when rainstorms are likely, actions to be taken when a rainstorm is imminent or forecasted, and actions to be taken during or after rainstorms are summarized in Appendix A2 or ProPECC PN 1/94. Particular attention should be paid to the control of silt surface runoff during storm events, especially for areas located near steep slopes. All vehicles and plant should be cleaned before leaving 						<p>^</p> <p>^</p> <p>^</p> <p>*</p>

Remarks:

^ Compliance of mitigation measure
N/A Not Applicable

x Non-compliance of mitigation measure
* Observation/reminder was made during site audit but improved/rectified by the contractor.

EIA Ref.	EM&A Log Ref.	Recommended Mitigation Measures	Objectives of the Recommended Measures & Main Concerns to address	Who to implement the measures?	Location of the measures	When to implement the measures?	What requirements or standards for the measures to achieve?	Status
		<p>a construction site to ensure no earth, mud, debris and the like is deposited by them on roads. An adequately designed and sited wheel washing facilities should be provided at every construction site exit where practicable. Wash-water should have sand and silt settled out and removed at least on a weekly basis to ensure the continued efficiency of the process. The section of access road leading to, and exiting from, the wheel-wash bay to the public road should be paved with sufficient backfall toward the wheel-wash bay to prevent vehicle tracking of soil and silty water to public roads and drains.</p> <ul style="list-style-type: none"> Oil interceptors should be provided in the drainage system downstream of any oil/fuel pollution sources. The oil interceptors should be emptied and cleaned regularly to prevent the release of oil and grease into the storm water drainage system after accidental spillage. A bypass should be provided for the oil interceptors to prevent flushing during heavy rain. Construction solid waste, debris and rubbish on site should be collected, handled and disposed of properly to avoid water quality impacts. All fuel tanks and storage areas should be provided with locks and sited on sealed areas, within bunds of a capacity equal to 110% of the storage capacity of the 						<p>^</p> <p>^</p> <p>*</p>

Remarks:

^ Compliance of mitigation measure
N/A Not Applicable

x Non-compliance of mitigation measure
* Observation/reminder was made during site audit but improved/rectified by the contractor.

EIA Ref.	EM&A Log Ref.	Recommended Mitigation Measures	Objectives of the Recommended Measures & Main Concerns to address	Who to implement the measures?	Location of the measures	When to implement the measures?	What requirements or standards for the measures to achieve?	Status
		<p>largest tank to prevent spilled fuel oils from reaching water sensitive receivers nearby.</p> <ul style="list-style-type: none"> All the earth works involving should be conducted sequentially to limit the amount of construction runoff generated from exposed areas during the wet season (April to September) as far as practicable. Adopt best management practices. 						<p>^</p> <p>^</p>
S10.7.1	W3	<p><u>Sewage Effluent</u></p> <ul style="list-style-type: none"> Portable chemical toilets and sewage holding tanks are recommended for handling the construction sewage generated by the workforce. A licensed contractor should be employed to provide appropriate and adequate portable toilets and be responsible for appropriate disposal and maintenance. 	To minimize water quality from sewage effluent	Contractor	All construction sites where practicable	Construction stage	<ul style="list-style-type: none"> Water Pollution Control Ordinance TM-water 	^
S10.7.1	W7	<p>In order to prevent accidental spillage of chemicals, the following is recommended:</p> <ul style="list-style-type: none"> All the tanks, containers, storage area should be bunded and the location should be locked as far as possible from the sensitive watercourse and stormwater drains. The Contractor should register as a chemical waste produce if chemical wastes would be generated. Storage of chemical waste arising from the construction activities should be stored with suitable labels and 	To minimize water quality impact from accidental spillage	Contractor	All construction sites where practicable	Construction stage	<ul style="list-style-type: none"> Water Pollution Control Ordinance ProPECC PN1/94 TM-EIAO TM-Water 	<p>^</p> <p>^</p>

Remarks:

^ Compliance of mitigation measure
N/A Not Applicable

x Non-compliance of mitigation measure
* Observation/reminder was made during site audit but improved/rectified by the contractor.

EIA Ref.	EM&A Log Ref.	Recommended Mitigation Measures	Objectives of the Recommended Measures & Main Concerns to address	Who to implement the measures?	Location of the measures	When to implement the measures?	What requirements or standards for the measures to achieve?	Status
		warnings. <ul style="list-style-type: none"> Disposal of chemical waste should be conducted in compliance with the requirements as stated in the Waste disposal (Chemical Waste) (General) Regulation. 						^
Waste Management (Construction Waste)								
S11.4.1.1	WM1	<u>On-site sorting of C&D material</u> <ul style="list-style-type: none"> Geological assessment should be carried out by competent persons on site during excavation to identify materials which are not suitable to use as aggregate in structural concrete (e.g. volcanic rock, Aplite dyke rock, etc). Volcanic rock and Aplite dyke roke should be separated at the source sites as far as practicable and stored at designated stockpile areas preventing them from delivering to crushing facilities. The crushing plant operator should also be reminded to set up measures to prevent unsuitable rock from ended up at concrete batching plants and be turned into concrete for structural use. Details regarding control measures at source site and crushing facilities should be submitted by the Contractors for the Engineer to review and agree. In addition, site records should also be kept for the types of rock materials excavated and the traceability of delivery will be ensured with the implementation of Trip Ticket System and enforced by site supervisory staff as stipulated under DEVB TC(W) No. 6/2010 for tracking 	Separation of unsuitable rock from ending up at concrete batching plants and be turned into concrete for structural use	Contractor	All construction sites	Construction stage	<ul style="list-style-type: none"> DEVB TC(W) No.6/2010 	^

Remarks:

^ Compliance of mitigation measure

N/A Not Applicable

x Non-compliance of mitigation measure

* Observation/reminder was made during site audit but improved/rectified by the contractor.

EIA Ref.	EM&A Log Ref.	Recommended Mitigation Measures	Objectives of the Recommended Measures & Main Concerns to address	Who to implement the measures?	Location of the measures	When to implement the measures?	What requirements or standards for the measures to achieve?	Status
		of the correct delivery to the rock crushing facilities for processing into aggregates. Alternative disposal option for the reuse of volcanic rock and Apilte Dyke rock, etc should also be explored.						
S11.5.1	WM2	<u>Construction and Demolition Material</u> <ul style="list-style-type: none"> Maintain temporary stockpiles and reuse excavated fill material for backfilling and reinstatement; Carry out on-site sorting; Make provisions in the Contract documents to allow and promote the use of recycled aggregates where appropriate; Adopt “Selective Demolition” technique to demolish the existing structures and facilities with a view to recovering broken concrete effectively for recycling purpose, where possible; Implement a trip-ticket system for each works contract to ensure that the disposal of C&D materials are properly documents and verified; and Implement an enhanced Waste Management Plan similar to ETWBTC (Works) No. 19/2005 – “Environmental Management on Construction Sites” to encourage on-site sorting of C&D materials and to minimize their generation during the course of construction; In addition, disposal of the C&D materials onto ant 	Good site practice to minimize the waste generation and recycle the C&D materials as far as practicable so as to reduce the amount for final disposal	Contractor	All construction sites	Construction stage	<ul style="list-style-type: none"> Land (Miscellaneous Provisions) Ordinance Waste Disposal Ordinance ETWB TCW No.19/2005 	<p>N/A *</p> <p>N/A</p> <p>N/A</p> <p>^</p> <p>^</p>

Remarks:

^ Compliance of mitigation measure
N/A Not Applicable

x Non-compliance of mitigation measure
* Observation/reminder was made during site audit but improved/rectified by the contractor.

EIA Ref.	EM&A Log Ref.	Recommended Mitigation Measures	Objectives of the Recommended Measures & Main Concerns to address	Who to implement the measures?	Location of the measures	When to implement the measures?	What requirements or standards for the measures to achieve?	Status
S11.5.1	WM4	<u>General Refuse</u> <ul style="list-style-type: none"> General refuse generated on-site should be stored in enclosed bins or compaction units separately from construction and chemical wastes. A reputable waste collector should be employed by the Contractor to remove general refuse from the site, separately from construction and chemical wastes, on a daily basis to minimize odour, pest and litter impacts. Burning of refuse on construction sites is prohibited by law. Aluminium cans are often recovered from the waste stream by individual collectors if they are segregated and made easily accessible. Separate labeled bins for their deposit should be provided if feasible. Office wastes can be reduced through the recycling of paper if volumes are large enough to warrant collection. Participation in a local collection scheme should be considered by the Contractor. 	Minimize production of the general refuse and avoid odour, pest and litter impacts	Contractor	All construction sites	Construction stage	<ul style="list-style-type: none"> Waste Disposal Ordinance 	<p>^</p> <p>*</p> <p>N/A</p> <p>^</p>
S11.5.1	WM7	<u>Chemical Waste</u> <ul style="list-style-type: none"> Chemical waste that is produced, as defined by Schedule 1 of the Waste Disposal (Chemical Waste) (General) Regulation, should be handled in accordance with the Code of Practice on the Packaging, Labelling and Storage of Chemical Wastes. 	Control the chemical waste and ensure proper storage, handling and disposal.	Contractor	All construction sites	Construction stage	<ul style="list-style-type: none"> Waste Disposal (Chemical Waste General) Regulation Code of Practice on the Packaging, 	*

Remarks:

^ Compliance of mitigation measure
N/A Not Applicable

x Non-compliance of mitigation measure
* Observation/reminder was made during site audit but improved/rectified by the contractor.

EIA Ref.	EM&A Log Ref.	Recommended Mitigation Measures	Objectives of the Recommended Measures & Main Concerns to address	Who to implement the measures?	Location of the measures	When to implement the measures?	What requirements or standards for the measures to achieve?	Status
S14.2	EM1	An Independent Environmental Checker needs to be employed as per the EM&A Manual.	Control EM&A Performance	MTR Corporation	All construction sites	Construction Stage	<ul style="list-style-type: none"> • EIAO Guidance Note No.4/2010 • TM-EIAO 	^
S14.2-14.4	EM2	<ol style="list-style-type: none"> 1) An Environmental Team needs to be employed as per the EM&A Manual. 2) Prepare a systematic Environmental Management Plan to ensure effective implementation of the mitigation measures. 3) An environmental impact monitoring needs to be implementing by the Environmental Team to ensure all the requirements given in the EM&A Manual are fully complied with. 	Perform environmental monitoring & auditing	MTR Corporation/ Contractor	All construction sites	Construction stage	<ul style="list-style-type: none"> • EIAO Guidance Note No. 4/2010 • TM-EIAO 	^

Remarks:

^ Compliance of mitigation measure
N/A Not Applicable

x Non-compliance of mitigation measure
* Observation/reminder was made during site audit but improved/rectified by the contractor.