


**CHINA HARBOUR ENGINEERING CO.
LTD.**

**CONTRACT NO.: HY/2013/02
HONG KONG – ZHUHAI- MACAO BRIDGE
HONG KONG BOUNDARY CROSSING
FACILITIES – INFRASTRUCTURE
WORKS STAGE I
(WESTERN PORTION)
MONTHLY EM&A REPORT
NO. 31
(01 JUNE – 30 JUNE 2017)**

Prepared by:


LO, Ting Yi

Certified by:


LAU, Chi Leung
Environmental Team Leader

Issued Date: 06 July 2017

Report No.: ENA74109

13 July 2017

By Fax (3468 2076) and By Post

AECOM Asia Co. Ltd.
The PRE's Office
5 Ying Hei Road, Tung Chung, Lantau
Hong Kong

Attention: Mr. Ringo Tso

Dear Sir,

**Re: Agreement No. CE 48/2011 (EP)
Environmental Project Office for the
HZMB Hong Kong Link Road, HZMB Hong Kong Boundary Crossing Facilities,
and Tuen Mun-Chek Lap Kok Link – Investigation**

**Contract No. HY/2013/02 – HZMB HKBCF – Infrastructure Works Stage I
(Western Portion)
Monthly Environmental Monitoring & Audit Report for June 2017**

Reference is made to the Environmental Team's submission of Monthly Environmental Monitoring & Audit Report for June 2017 certified by the ET Leader (ET's ref.: "OC/70389/CLL" dated 12 July 2017) and provided to us via e-mail on 12 July 2017.

We are pleased to inform you that we have no adverse comment on the captioned submission. We write to verify the captioned submission in accordance with Condition 5.4 of the Environmental Permit No. EP-353/2009/K.

Thank you very much for your attention and please feel free to contact the undersigned should you require further information.

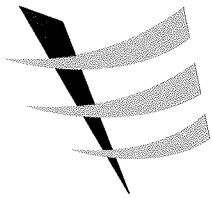
Yours faithfully,
For and on behalf of
Ramboll Environ Hong Kong Limited



Raymond Dai
Independent Environmental Checker

c.c.	HyD	Mr. Vico Cheung	(By Fax: 3188 6614)
	HyD	Mr. Chee-Kuen Yu	(By Fax: 3188 6614)
	ETS	Mr. C. L. Lau	(By Fax: 2695 3944)
	CHEC	Mr. Kenny Yu	(By Fax: 3915 0300)

Internal: DY, YH, PSC, ENPO Site



東業德勤測試顧問有限公司
ETS-TESTCONSULT LTD.TM

8/F Block B,
Veristrong Industrial Centre,
34-36 Au Pui Wan Street,
Fo Tan, Hong Kong

T: +852 2695 8318
F: +852 2695 3944
E: eti@ets-testconsult.com
W: www.ets-testconsult.com



Your Ref. : ---
Our Ref. : OC/70389/CLL

12 July 2017

Ramboll Environ Hong Kong Limited
21st Floor, BEA Harbour View Centre
56 Gloucester Road,
Wan Chai
Hong Kong

By E-mail

Attn: Mr. Raymond Dai

Dear Mr. Dai,

Contract No. HY/2013/02
Hong Kong – Zhuhai – Macao Bridge
Hong Kong Boundary Crossing Facilities – Infrastructure Works Stage I (Western Portion)
Monthly EM&A Report for June 2017

In accordance with the requirement specified in Condition 5.4 of the Environmental Permit No. EP-353/2009/K, we are pleased to submit the certified EM&A Report for June 2017 revised with the IEC's comment for your onward verification.

Yours faithfully,
ETS-TESTCONSULT LIMITED

Mr. C. L. Lau
Environmental Team Leader

CLL/pn



TABLE OF CONTENTS

EXECUTIVE SUMMARY

1	INTRODUCTION	1-2
1.1	Basic Project Information	1
1.2	Project Organization	2
1.3	Construction Programme	2
1.4	Construction Works Undertaken During the Reporting Period	2
2	AIR QUALITY MONITORING	3
2.1	Monitoring Locations	3
2.2	Monitoring Requirements	3
2.3	Monitoring Results	3
3	NOISE MONITORING	4
3.1	Monitoring Locations	4
3.2	Monitoring Requirements	4
3.3	Monitoring Results	4
4	WATER QUALITY MONITORING	5-6
4.1	Monitoring Locations	5
4.2	Monitoring Requirements	5-6
4.3	Monitoring Results	6
5	DOLPHIN MONITORING	6-7
5.1	Monitoring Locations	6
5.2	Monitoring Requirements	6-7
5.3	Monitoring Results	7
6	ENVIRONMENTAL SITE INSPECTION AND AUDIT	7-11
6.1	Site Inspection	7-8
6.2	Advice on the Solid and Liquid Waste Management Status	9
6.3	Environmental Licenses and Permits	9
6.4	Implementation Status of Environmental Mitigation Measures	9-10
6.5	Summary of Exceedance of the Environmental Quality Performance Limit	10
6.6	Summary of Complaints, Notification of Summons and Successful Prosecution	10-11
7	FUTURE KEY ISSUES	11
7.1	Construction Programme for the Coming Months	11
7.2	Environmental Site Inspection Schedule for the Coming Month	11
8	CONCLUSION	11-12
8.1	Conclusions	11-12

FIGURES

Figure 1	Air Quality and Noise Monitoring Stations for HKBCF
Figure 2	Water Quality Monitoring Stations (construction phases)
Figure 3	Dolphin Monitoring Transect Line and Layout Map

TABLE

Table 1.1	Contact Information of Key Personnel
Table 2.1	Air Quality Monitoring Locations
Table 2.2	Action and Limit Levels for 1-hour TSP
Table 2.3	Action and Limit Levels for 24-hour TSP
Table 3.1	Construction Noise Monitoring Locations
Table 3.2	Action and Limit Levels for Construction Noise
Table 4.1	Water Quality Monitoring Stations (construction phases)
Table 4.2	Action and Limit Levels for Water Quality
Table 5.1	New co-ordinates of changed vessel-based transect lines
Table 5.2a	Action and Limit Levels for Chinese White Dolphin Monitoring – Approach to Define Action Level (AL) and Limit Level (LL)
Table 5.2b	Action and Limit Levels for Chinese White Dolphin Monitoring -
Table 6.1	Summary of marine sediment disposed to dumping site via Contract No. HY/2013/03
Table 7.1	Construction Activities for coming month

APPENDICES

Appendix A	Location of Works Areas
Appendix B	Project Organization for Environmental Works
Appendix C	Construction Programme
Appendix D	Event and Action Plan
Appendix E	Monthly Summary of Waste Flow Table & Monthly Summary of Marine Sediment
Appendix F	Environmental Licenses and Permits
Appendix G	Implementation Schedule for Environmental Mitigation Measures (EMIS)
Appendix H	Statistics on Environmental Complaints, Notification of Summons and Successful Prosecutions
Appendix I	Environmental Site Inspection Schedule
Appendix J	Complaint Investigation Report

EXECUTIVE SUMMARY

This Monthly Environmental Monitoring and Audit (EM&A) Report is prepared for Contract HY/2013/02 “Hong Kong–Zhuhai-Macao Bridge Hong Kong Boundary Crossing Facilities (HKBCF) – Infrastructure Works Stage I (Western Portion)” (hereafter referred to as “the Contract”) for the Highways Department of Hong Kong Special Administrative Region (HKSAR). The Contract was awarded to China Harbour Engineering Co., Ltd. (hereafter referred to as “the Contractor”) and ETS-Testconsult Limited was appointed as the Environmental Team (ET) by the Contractor.

The Contract is part of Hong Kong–Zhuhai–Macao Bridge HKBCF which is a “Designated Project”, under Schedule 2 of the Environmental Impact Assessment Ordinance (EIAO) (Cap 499) and Environmental Impact Assessment (EIA) Report (Register No. AEIAR-145/2009) was prepared for the Project. The current Environmental Permit (EP) No. EP-353/2009/K for HKBCF was issued on 11 April 2016. These documents are available through the EIA Ordinance Register. Site preparation works of the Contract was started on 25 July 2014 and the construction works of the Contract commenced on 24 November 2014.

ETS-Testconsult Limited has been appointed by the Contractor to implement the Environmental Monitoring & Audit (EM&A) programme for the Contract in accordance with the Updated EM&A Manual for HKBCF (Version 1.0) and provide environmental team services to the Contract.

This is the Thirty-first Monthly Environmental Monitoring and Audit (EM&A) Report for the Contract which summaries findings of the EM&A works conducted during the reporting period from 01 June to 30 June 2017.

Site Activities

As informed by the Contractor, site activities were carried out in this reporting month:

- *Pier / Abutment in Portion C & F;*
- *Storm drain and water main construction;*
- *Retaining wall, slop and earth works;*
- *Footing construction of directional signs, cable trench and ducting;*
- *Marine Delivery of precast segment & Construction of bridge deck in Portion D, A, E, C & F*
- *Marine sediment excavation activities from the land-based works and corresponding disposal at the designated disposal sites*

Environmental Monitoring and Audit Progress

The monthly EM&A programme was undertaken in accordance with the Updated EM&A Manual for HKBCF (Version 1.0). It should be noted that the air quality and noise monitoring works for the Contract are covered by Contract No. HY/2010/02 “Hong Kong-Zhuhai-Macao Bridge HKBCF – Reclamation Works” and Contract No. HY/2011/03 “Hong Kong-Zhuhai-Macao Bridge Hong Kong Link Road – Section between Scenic Hill and HKBCF”. The ET of the Contract or another ET of the HZMB project is required to conduct impact air quality monitoring at AMS6 and AMS7, noise monitoring at NMS2 and NMS3B, water quality monitoring show in **Figure 2** and dolphin monitoring show in **Figure 3** as part of EM&A programme if these monitoring stations are no longer covered under Contract No. HY/2010/02 and HY/2011/03. However, this is subject to ENPO’s final decision on which ET should carry out the monitoring works at these stations. The dates of site inspection during the reporting period are listed below:

Environmental Site Inspection: 01, 08, 15, 22 & 29 June 2017

Breaches of Action and Limit Levels

Summary of Action and Limit Level exceedance of 1-hr TSP level and 24-hr TSP level at AMS6 shall be referred to the monthly EM&A report prepared by Contract No. HY/2011/03.

There was no Action and Limit Level exceedance of 1-hr TSP level and 24-hr TSP level recorded at station AMS7 by the Environmental Team of Contract No. HY/2010/02 during the reporting period.

There was no Action and Limit Level exceedance for noise recorded at station NMS2 and station NMS3B by the Environmental Team of Contract No. HY/2010/02 during the reporting period.

There was no Action and Limit Level exceedance for water quality recorded at the monitoring stations showed at Table 4.1 by the Environmental Team of Contract No. HY/2010/02 during the reporting period.

Impact dolphin monitoring results at all transects are reported in the EM&A Report prepared for Contract No. HY/2010/02.

Complaint Log

There were two complaints received during the reporting period.

1. One complaint was received by Environmental Protection Department on 02 June 2017 from a construction worker and referred to the ENPO. Then the ENPO forwarded the complaint by email to the R.E. (AECOM), the Contractor (China Harbour) and the ET (ETS-Testconsult Ltd.) of Contract No. HY/2013/02 at 13:23 on 06 June 2017. The complaint detail was "地盤工人 X 先生投訴港珠澳大橋人工島出入境旅檢地盤沒有灑水，導致地盤周圍佈滿泥塵，令工人健康受害，要求環保署進行突擊跟進巡查才可發現問題及要求回覆。"

The follow-up inspection for the above mentioned complaint on 02 June 2017 was performed by the ET of Contract No. HY/2013/02 on 08 June 2017. The complaint investigation report (Log No. 013) was further issued by the ET of Contract No. HY/2013/02 on 05 July 2017.

According to the site inspection between 14:30 to 15:30 on 08 June 2017, the worksite was wetted with water near 出入境旅檢地盤. Besides, 出入境旅檢地盤 was not managed by Contract No. HY/2013/02. Hence, the complaint was found non-related to Contract No. HY/2013/02. The complaint investigation report (Log No.013) for the above mentioned complaint on 02 June 2017 was provided in **Appendix J**.

2. One complaint was received by Environmental Protection Department on 05 June 2017 from a construction worker and referred to the ENPO. Then the ENPO forwarded the complaint by email to the R.E. (AECOM), the Contractor (China Harbour) and the ET (ETS-Testconsult Ltd.) of Contract No. HY/2013/02 at 13:24 on 06 June 2017. The complaint detail was "地盤工人投訴港珠澳大橋人工島出入境旅檢地盤沒有灑水，導致地盤周圍佈滿泥塵，令工人健康受害，要求環保署跟進及回覆。"

The follow-up inspections for the above mentioned complaint on 05 June 2017 was performed by the ET of Contract No. HY/2013/02 on 08 June 2017. The complaint investigation report (Log No. 014) was further issued by the ET of Contract No. HY/2013/02 on 05 July 2017.

According to the site inspection between 14:30 to 15:30 on 08 June 2017, the worksite was wetted with water near 出入境旅檢地盤. Besides, 出入境旅檢地盤 was not managed by Contract No. HY/2013/02. Hence, the complaint was found non-related to Contract No. HY/2013/02. The complaint investigation report (Log No.014) for the above mentioned complaint on 05 June 2017 was provided in **Appendix J**.

Notifications of Summons and Successful Prosecutions

There were no notifications of summons or prosecutions received during the reporting period.

Reporting Change

There were no reporting changes during the reporting period.

Future Key Issues

The future key issues to be undertaken in the upcoming month are as follows:



-
- *Road and Bituminous works*
 - *Storm, sewer drainage and water main construction;*
 - *Retaining wall, slop and earth works*
 - *construction of signs gantries, cable trench and ducting;*
 - *Demolition of temporary loading and unloading point (Marine-based activity);*
 - *Construction of bridge deck in Portion D, A, E, C & F*

1. INTRODUCTION

1.1. Basic Project Information

1.1.1. This Monthly Environmental Monitoring and Audit (EM&A) Report is prepared for Contract HY/2013/02 “Hong Kong–Zhuhai-Macao Bridge Hong Kong Boundary Crossing Facilities (HKBCF) – Infrastructure Works Stage I (Western Portion)” (hereafter referred to as “the Contract”) for the Highways Department of Hong Kong Special Administrative Region (HKSAR). The Contract was awarded to China Harbour Engineering Co., Ltd. (hereafter referred to as “the Contractor”) and ETS-Testconsult Limited was appointed as the Environmental Team (ET) by the Contractor.

1.1.2. The Contract is part of Hong Kong–Zhuhai–Macao Bridge HKBCF which is a “Designated Project”, under Schedule 2 of the Environmental Impact Assessment Ordinance (EIAO) (Cap 499) and Environmental Impact Assessment (EIA) Report (Register No. AEIAR-145/2009) was prepared for the Project. The current Environmental Permit (EP) No. EP-353/2009/K for HKBCF was issued on 11 April 2016. These documents are available through the EIA Ordinance Register. Site preparation works of the Contract started on 25 July 2014 and the construction works of the Contract commenced on 24 November 2014. The works area of the Contract is shown in **Appendix A**.

1.1.3. The proposed works under this Contract comprise the following:

- Construction of the viaducts and roads at the western portion of Hong Kong Boundary Crossing Facilities (HKBCF) mainly for connection with the Hong Kong–Zhuhai–Macao Bridge (HZMB), Hong Kong Link Road (HKLR), Hong Kong International Airport (HKIA) and the Tuen Mun-Chek Lap Kok Link (TM-CLKL);
- Construction of the road modification at the SkyCity Interchange at Airport Island;
- Construction of associated street lighting, street furniture, road marking, road signage, drainage, sewerage, fresh water and flushing water supply, irrigation, landscape, electrical and mechanical (E&M), utilities and services works;
- Provisioning of civil engineering works and power supply installation for the Traffic Control and Surveillance System TCSS;
- Other works in accordance with the Contract.

1.1.4. This is the Thirty-first Monthly Environmental Monitoring and Audit (EM&A) Report for the Contract which summaries the audit findings of the EM&A programme during the reporting period from 01 June to 30 June 2017.

1.2. Project Organization

1.2.1. The project organization structure and lines of communication with respect to the on-site environmental management structure is shown in **Appendix B**. The key personnel contact names and numbers are summarized in **Table 1.1**.

Table 1.1 Contact Information of Key Personnel

<i>Party</i>	<i>Position</i>	<i>Name of Key Staff</i>	<i>Tel. No.</i>	<i>Fax No.</i>
<i>Engineer or Engineer's Representative (AECOM Asia Co. Ltd.)</i>	<i>Resident Engineer</i>	<i>Mr. Winston Wong</i>	<i>6330 8293</i>	<i>3152 5116</i>
<i>Environmental Project Office / Independent Environmental Checker (Ramboll Environ Hong Kong Limited)</i>	<i>Environmental Project Office Leader</i>	<i>Mr. Y. H. Hui</i>	<i>3465 2888</i>	<i>3465 2899</i>
	<i>Independent Environmental Checker</i>	<i>Mr. Raymond Dai</i>	<i>3465 2888</i>	<i>3465 2899</i>
	<i>Environmental Site Supervisor</i>	<i>Mr. Ray Yan</i>	<i>5181 8165</i>	<i>3465 2899</i>
<i>Contractor (China Harbour Engineering Co., Ltd.)</i>	<i>Environmental Officer</i>	<i>Mr. Richard Ng</i>	<i>5977 0593</i>	<i>3915 0300</i>
	<i>Environmental Officer</i>	<i>Mr. Paper Chan</i>	<i>6486 8967</i>	<i>3915 0300</i>
	<i>Environmental Supervisor</i>	<i>Mr. Endy Tse</i>	<i>5512 2662</i>	<i>3915 0300</i>
<i>Environmental Team (ETS-Testconsult Ltd.)</i>	<i>Environmental Team Leader</i>	<i>Mr. C. L. Lau</i>	<i>2946 7791</i>	<i>2695 3944</i>

1.3. Construction Programme

1.3.1. A copy of the Contractor's construction programme is provided in **Appendix C**.

1.4. Construction Works Undertaken During the Reporting Period

1.4.1. A summary of the construction activities undertaken during this reporting period is shown below:

- *Pier / Abutment in Portion C & F;*
- *Pre-bored H-pile for sign gantries in Portion C & F;*
- *Retaining wall, slop and earth works;*
- *Footing construction of directional signs, cable trench and ducting;*
- *Marine Delivery of precast segment & Construction of bridge deck in Portion D, A, E, C & F*
- *Marine sediment excavation activities from the land-based works and corresponding disposal at the designated disposal sites*

2. AIR QUALITY MONITORING

2.1. Monitoring Locations

2.1.1. The air quality monitoring works for the Contract are covered by Contract No. HY/2010/02 Hong Kong-Zhuhai-Macao Bridge HKBCF – Reclamation Works and Contract No. HY/2011/03 Hong Kong-Zhuhai-Macao Bridge Hong Kong Link Road – Section between Scenic Hill and HKBCF. The ET of the Contract or another ET of the HZMB project is required to conduct impact air quality monitoring at AMS6 and AMS7 as part of EM&A programme if these air quality monitoring stations are no longer covered under Contract No. HY/2010/02 and HY/2011/03. **Table 2.1** and **Figure 1** shows the locations of air monitoring stations.

Table 2.1 Air Quality Monitoring Locations

Identification No.	Location Description
AMS6 ⁽¹⁾	Dragonair / CNAC (Group) Building
AMS7 ⁽¹⁾⁽²⁾	Hong Kong SkyCity Marriott Hotel

Remarks:

- (1) The ET of this Contract should conduct impact air quality monitoring at the AMS listed in the table as part of EM&A programme according to latest notification from ENPO when the monitoring station(s) is/are no longer covered by another ET of the HZMB project.
- (2) The air quality monitoring location AMS7A was relocated back to the original monitoring location AMS7 of the updated EM&A Manual started from January 2016.

2.2. Monitoring Requirements

2.2.1. The monitoring requirements, monitoring equipment, monitoring parameters, frequency and duration, monitoring methodology, monitoring schedule, meteorological information are detailed in the monthly EM&A Reports prepared for Contract Nos. HY/2010/02 and HY/2011/03.

2.2.2. The Action and Limit Levels for 1-hr TSP and 24-hr TSP are provided in **Table 2.2** and **Table 2.3** respectively. The Action and Limit Levels of AMS7 are as same as its original levels and AMS7A.

Table 2.2 Action and Limit Levels for 1-hour TSP

Monitoring Station	Action Level, $\mu\text{g}/\text{m}^3$	Limit Level, $\mu\text{g}/\text{m}^3$
AMS6 – Dragnair / SNAC (Group) Building (HKIA)	360	500
AMS7 – Hong Kong SkyCity Marriott Hotel	370	500

Table 2.3 Action and Limit Levels for 24-hour TSP

Monitoring Station	Action Level, $\mu\text{g}/\text{m}^3$	Limit Level, $\mu\text{g}/\text{m}^3$
AMS6 – Dragnair / SNAC (Group) Building (HKIA)	173	260
AMS7 – Hong Kong SkyCity Marriott Hotel	183	260

2.2.3. The event and action plan is provided in **Appendix D**.

2.2.4. If exceedance(s) at these stations is/are recorded by the ET of the Contract or referred by the other ET under the HZMB project to the Contract, the ET of the Contract will carry out an investigation and findings will be reported in the monthly EM&A Report.

2.3. Monitoring Results

2.3.1. The monitoring results for AMS6 and AMS7 are reported in the monthly EM&A Reports prepared for Contract Nos. HY/2011/03 and HY/2010/02 respectively.

2.3.2. Summary of Action and Limit Level exceedance of 1-hr TSP level and 24-hr TSP level at AMS6 shall be referred to the monthly EM&A report prepared by Contract No. HY/2011/03.

2.3.3. There was no Action and Limit Level exceedance of 1-hr TSP level and 24-hr TSP level recorded at station AMS7 by the Environmental Team of Contract No. HY/2010/02 during the reporting period.

3. NOISE MONITORING

3.1. Monitoring Locations

- 3.1.1. The noise monitoring works for the Contract are covered by Contract No. HY/2010/02 Hong Kong-Zhuhai-Macao Bridge HKBCF – Reclamation Works. The ET of the Contract or another ET of the HZMB project is required to conduct noise monitoring at NMS2 and NMS3B as part of EM&A programme if these monitoring stations are no longer covered under Contract No. HY/2010/02. **Table 3.1** and **Figure 1** shows the locations of noise monitoring stations.

Table 3.1 Construction Noise Monitoring Locations

Identification No.	Location Description
NMS2 ⁽¹⁾	Sea View Crescent
NMS3B ^{(1) (2)}	Site Boundary of Site Office Area at Works Area WA2

Remarks:

- (1) The ET of this Contract should conduct impact noise monitoring at the NMS listed in the table as part of EM&A programme according to latest notification from ENPO when the monitoring station(s) is/are no longer covered by another ET of the HZMB project.
(2) The Action and Limit Levels for schools will be applied for this alternative monitoring location.

3.2. Monitoring Requirements

- 3.2.1. The monitoring requirements, monitoring equipment, monitoring parameters, frequency and duration, monitoring methodology, monitoring schedule, meteorological information are detailed in the monthly EM&A Reports prepared for Contract No. HY/2010/02.
- 3.2.2. The Action and Limit Levels for construction noise are provided in **Table 3.2**
- 3.2.3. The event and action plan is provided in **Appendix D**.

Table 3.2 Action and Limit Levels for Construction Noise

Parameter	Action Level	Limit Level
07:00 – 19:00 hours on normal weekdays	When one documented complaint is received	75 dB(A)*

Notes:

If works are to be carried out during restricted hours, the conditions stipulated in the construction noise permit issued by the Noise Control Authority have to be followed.

* Reduce to 70 dB(A) for schools and 65 dB(A) during school examination period.

- 3.2.4. If exceedance(s) at these stations is/are recorded by the ET of the Contract or referred by the other ET under the HZMB project to the Contract, the ET of the Contract will carry out an investigation and findings will be reported in the monthly EM&A Report.

3.3. Monitoring Results

- 3.3.1. The monitoring results for NMS2 and NMS3B are reported in the monthly EM&A Reports prepared for Contract No. HY/2010/02. There was no exceedance for noise recorded at station NMS2 and station NMS3B by the Environmental Team of Contract No. HY/2010/02 during the reporting period.

4. WATER QUALITY MONITORING

4.1. Monitoring Locations

The water monitoring works for the Contract are covered by Contract No. HY/2010/02 Hong Kong-Zhuhai-Macao Bridge HKBCF – Reclamation Works. The ET of the Contract or another ET of the HZMB project is required to conduct water quality monitoring at twenty one stations (9 Impact Stations, 7 Sensitive Receiver Stations and 5 Control/Far Field Stations). **Table 4.1** and **Figure 2** shows the locations of water quality monitoring stations.

Table 4.1 Water Quality Monitoring Stations (construction phases)

Station	Description	East	North
IS5	Impact Station (Close to HKBCF construction site)	811579	817106
IS(Mf)6	Impact Station (Close to HKBCF construction site)	812101	817873
IS7	Impact Station (Close to HKBCF construction site)	812244	818777
IS8	Impact Station (Close to HKBCF construction site)	814251	818412
IS(Mf)9	Impact Station (Close to HKBCF construction site)	813273	818850
IS10(N)	Impact Station (Close to HKBCF construction site)	812942	820881
IS(Mf)11	Impact Station (Close to HKBCF construction site)	813562	820716
IS(Mf)16	Impact Station (Close to HKBCF construction site)	814328	819497
IS17	Impact Station (Close to HKBCF construction site)	814539	820391
SR3	Sensitive receivers (San Tau SSSI)	810525	816456
SR4(N)	Sensitive receivers (Tai Ho)	814705	817859
SR5(N)	Sensitive receiver (Artificial Reef in NE Airport)	812569	821475
SR6	Sensitive receivers (Sha Chau and Lung Kwu Chau Marine Park)	805837	821818
SR7	Sensitive receivers (Tai Mo Do)	814293	821431
SR10A ⁽¹⁾	Sensitive receivers (Ma Wan FCZ)1	823741	823495
SR10B(N) ⁽¹⁾	Sensitive receivers (Ma Wan FCZ)2	823683	823187
CS(Mf)3(N)	Control Station	808814	822355
CS(Mf)5	Control Station	817990	821129
CS4	Control Station	810025	824004
CS6	Control Station	817028	823992
CSA ⁽²⁾	Control Station	818103	823064

Note:

(1) Additional monitoring station for Ma Wan FCZ.

(2) Additional control monitoring station for Ma Wan FCZ

Remarks:

The ET of this Contract should conduct impact water quality monitoring at the WQMS listed in the table as part of EM&A programme according to latest notification from ENPO when the monitoring station(s) is/are no longer covered by another ET of the HZMB project. The ET of the Contract shall communicate and share the monitoring data to the ET(s) of other works contracts if the water quality monitoring station(s) is/are as part of EM&A programme.

4.2 Monitoring Requirements

The monitoring requirements, monitoring equipment, monitoring parameters, frequency and duration, monitoring methodology, monitoring schedule, meteorological information are detailed in the monthly EM&A Reports prepared for Contract No. HY/2010/02.

4.2.1 The event and action plan is provided in **Appendix D**.

4.2.2 The Action and Limit Levels for Water Quality are provided in **Table 4.2**
Table 4.2 Action and Limit Levels for Water Quality

Parameters	Action	Limit
DO in mg/L (Surface, Middle & Bottom)	Surface and Middle 5.0 Bottom 4.7	Surface and Middle 4.2 (except 5 mg/L for FCZ) Bottom 3.6
SS in mg/L (depth-averaged) at all monitoring stations and control stations	23.5 and 120% of upstream control station's SS at the same tide of the same day*	34.4 and 130% of upstream control station's SS at the same tide of the same day and 10mg/L for WSD Seawater intakes*
Turbidity in NTU (depth-averaged)	27.5 and 120% of upstream control station's turbidity at the same tide of the same day*	47.0 and 130% of upstream control station's turbidity at the same tide of the same day*

* Remarks: Reference is made to EPD approval of adjustment of water quality assessment criteria issued and became effective on 18 February 2013.

- Notes:
- "depth-averaged" is calculated by taking the arithmetic means of reading of all three depths.
 - For DO, non-compliance of the water quality limits occurs when monitoring result is lower than the limits.
 - For turbidity, SS, non-compliance of the water quality limits occurs when monitoring result is higher than the limits.
 - All the figures given in the table are used for reference only and the EPD may amend the figures whenever it is considered as necessary.
 - The 1%-ile of baseline data for dissolved oxygen (surface and middle) and dissolved oxygen (bottom) are 4.2mg/L and 3.6mg/L respectively.

4.2.3 If exceedance(s) at these stations is/are recorded by the ET of the Contract or referred by the other ET under the HZMB project to the Contract, the ET of the Contract will carry out an investigation and findings will be reported in the monthly EM&A Report.

4.3 Monitoring Result

4.3.1 The monitoring results for the monitoring stations showed in **Table 4.1** are reported in the monthly EM&A Report prepared for Contract No. HY/2010/02. There was no Action and Limit Level exceedance recorded by the Environmental Team of Contract No. HY/2010/02 during the reporting period.

5. DOLPHIN MONITORING

5.1. Monitoring Locations

The dolphin monitoring works for the Contract are covered by Contract No. HY/2010/02 Hong Kong-Zhuhai-Macao Bridge HKBCF – Reclamation Works. The ET of the Contract or another ET of the HZMB project is required to conduct dolphin monitoring at 24 transects as part of EM&A programme if these transects are no longer covered under Contract No. HY/2010/02. The dolphin monitoring should adopt line-transect vessel survey method. The survey follows pre-set and fixed transect lines in the two areas defined by AFCD as: Northeast Lantau survey area; and Northwest Lantau survey area. **Figure 3** shows the co-ordinates for the transect lines and layout map.

5.2. Monitoring Requirements

The monitoring requirements, monitoring equipment, monitoring parameters, frequency and duration, monitoring methodology, monitoring schedule, meteorological information are detailed in the monthly EM&A Reports prepared for Contract No. HY/2010/02.

5.2.1. The event and action plan is provided in **Appendix D**.

5.2.2. The Action and Limit Levels for Chinese White Dolphin Monitoring are provided in **Table 5.2a & Table 5.2b**

Table 5.2a Action and Limit Levels for Chinese White Dolphin Monitoring – Approach to Define Action Level (AL) and Limit Level (LL)

	North Lantau Social Cluster	
	NEL	NWL
Action Level	(STG < 70% of baseline) & (ANI < 70% of baseline)	(STG < 70% of baseline) & (ANI < 70% of baseline)

Limit Level	[(STG < 40% of baseline) & (ANI < 40% of baseline)] AND [(STG < 40% of baseline) & (ANI < 40% of baseline)]
-------------	--

For North Lantau Social Cluster, action level will be trigger if either NEL or NWL fall below the criteria; limit level will be triggered if both NEL and NWL fall below the criteria.

Table 5.2b Derived Value of Action Level (AL) and Limit Level (LL) for Chinese White Dolphin Monitoring

	North Lantau Social Cluster	
	NEL	NWL
Action Level	(STG < 4.2) & (ANI < 15.5)	(STG < 6.9) & (ANI < 31.3)
Limit Level	[(STG < 2.4) & (ANI < 8.9)] AND [(STG < 3.9) & (ANI < 17.9)]	

5.2.3. If exceedance(s) at these transects is/are recorded by the ET of the Contract or referred by the other ET under the HZMB project to the Contract, the ET of the Contract will carry out an investigation and findings will be reported in the monthly EM&A Report.

5.3 Monitoring Result

The dolphin survey results for all transects are reported in the monthly EM&A Reports prepared for Contract No. HY/2010/02.

6. ENVIRONMENTAL SITE INSPECTION AND AUDIT

6.1 Site Inspection

6.1.1 Site Inspections were carried out on a weekly basis to monitor the implementation of proper environmental pollution control mitigation measures for the project. During the reporting period, site inspections were carried out on 01, 08, 15, 22 & 29 June 2017.

6.1.2 Particular observations during the site inspections are described below:

25 May 2017

- General refuse was observed to be discarded improperly at Portion C. The general refuse was collected at Portion C. The observation was closed on 01 June 2017.
- General refuse mixed with C & D waste was observed at Portion C. The general refuse was collected at Portion C. The observation was closed on 01 June 2017.
- The NRMM label of a generator was observed too small at Portion C. Appropriate NRMM label was displayed on the generator at Portion C. The observation was closed on 01 June 2017.

01 June 2017

- Stock of cement without impervious cover was observed at Portion F. The cement stock was covered by impervious sheet at Portion F. The observation was closed on 08 June 2017.
- Oil containers without drip tray were observed at Portion F. Oil containers were removed at Portion F. The observation was closed on 08 June 2017.

08 June 2017

- Improper disposal of general refuse was observed at Portion D. The general refuse was collected at Portion D. The observation was closed on 15 June 2017.

15 June 2017

- Improper disposal of general refuse was observed at Portion C. The general refuse was collected at Portion C. The observation was closed on 22 June 2017.
- Chemical containers without drip tray were observed at Portion D. The chemical containers were removed at Portion D. The observation was closed on 22 June 2017.
- Disconnection between muddy water from trenches and the Wetsep was observed at Portion D. Trench water discharge was connected to the Wetsep at Portion D. The observation was closed on 22 June 2017.

22 June 2017

- (a) Improper storage of chemical container was observed at Portion F. Chemical container was removed at Portion F. The observation was closed on 29 June 2017.

29 June 2017

- (a) General refuse discarded improperly was observed at Portion D. Follow-actions for outstanding observation will be inspected during the next site inspection.
- (b) An excavator was observed switched on while not in use at Portion D. Follow-actions for outstanding observation will be inspected during the next site inspection.
- (c) Chemical containers without drip tray were observed at Portion D. Follow-actions for outstanding observation will be inspected during the next site inspection.
- (d) Stagnant water was observed at Portion D. Follow-actions for outstanding observation will be inspected during the next site inspection.

6.2 Advice on the Solid and Liquid Waste Management Status

6.2.1 The Contractor registered as a chemical waste producer for the Contract. Sufficient numbers of receptacles were available for general refuse collection and sorting.

6.2.2 There were 1432 m³ excavated marine sediment generated in this reporting period. The excavated marine sediment was stored properly on site during this reporting period until further instruction by the Engineer. The disposal of excavated sediment as per EP-353/2009/K to be implemented subject to confirmation.

6.2.3 Disposal of Marine Sediment

6.2.3.1 For the marine sediment disposal, after the acceptance of the review of the approved Sediment Quality Report (SQR) for this Project under EPD letter dated 19 August 2015, an approval to dispose the marine sediment extracted from bored piling for this Project was then approved under memo from Secretary, Marine Fill Committee of CEDD dated 20 August 2015 for the disposal of marine sediment extracted from bored piling works. The disposal sites allocated to this Project are the Mud Pit CMP2 of the Confined Marine Sediment Disposal Facility to the South of The Brothers (or at the East of Sha Chau). As advised by CEDD in the memo dated 19 February 2016, from 00:00 on 22 March 2016 onward, the disposal space at CMP2 of the South of The Brothers is closed and all disposal of contaminated sediment is to be carried out at CMP Vd to the East of Sha Chau (ESC). As a practical means, the disposal operation is managed by one contractor who is also responsible for applying dumping permit and its subsequent extension applications from EPD. Contract No. HY/2013/03 has been assigned to coordinate and arrange for disposal of extracted marine sediment from Contract No. HY/2013/02, HY/2013/03 and HY/2013/04.

6.2.3.2 For the dumping arrangement, the barge for disposal of marine sediment will moor at the temporary loading and unloading at the east shore of the HKBCF Island, which has been being used by contractor Contract No. HY/2010/02 for reclamation activities. In terms of safety consideration and to avoid mixing of sediment between contracts, each dumping date will be allocated to one Contract. The quantity of marine sediment disposed on each date is from one Contract.

6.2.3.3 During dumping, HY/2013/02 is responsible for transporting the marine sediment from his site area to the barge by Land transportation. The estimated quantity of marine sediment in each truck is confirmed by Resident Site Staff of each Contract. The trip tickets for transportation and disposal of marine sediment are collected and checked. Contract No. HY/2013/03 as the dumping permit holder is responsible for reporting to EPD the quantity disposed of as the condition stipulated in the dumping permit.

6.2.4 There were 1432 m³ marine sediment extracted from bored piling in this Contract disposed to allocated dumping site via Contract No. HY/2013/03 in this reporting period. The quantity disposed up to end of June 2017 was 20664 m³. The Monthly Summary of Marine sediment disposed to dumping site was provided in **Appendix E** and **Table 6.1**.

Table 6.1 Summary of marine sediment disposed to dumping site via Contract No. HY/2013/03

Month/Year	Quantity disposed (m ³)
January 2016	1272
February 2016	2816
March 2016	600
April 2016	5128
May 2016	0
June 2016	1200
July 2016	728
August 2016	1784
September 2016	2328
October 2016	1096
November 2016	0
December 2016	1568
January 2017	0
February 2017	88
March 2017	0
April 2017	624
May 2017	0
June 2017	1432
Total =	20664

6.2.5 The Contractor shall ensure no spilling and overflowing of materials during loading / unloading / transportation is allowed.

6.2.6 The monthly summary of waste flow table is detailed in **Appendix E**.

6.2.7 The Contractor was reminded that chemical waste containers should be properly treated and stored temporarily in designated chemical waste storage area on site in accordance with the Code of Practice on the Packing, Labelling and Storage of Chemical Waste.

6.3 Environmental Licenses and Permits

The valid environmental licenses and permits during the reporting period are summarized in **Appendix F**.

6.4 Implementation Status of Environmental Mitigation Measures

6.4.1 In response to the site audit findings, the Contractor carried out corrective actions.

6.4.2 The Contractor waters 8 times per day on all exposed soil within the project site and associated works areas when construction activities are being undertaken.

6.4.3 The Contractor was reminded to provide well-maintained plant operated on-site and plant served regularly;

6.4.4 The Contractor was reminded to switch off vehicles and equipment while not in use;

6.4.5 The Contractor was reminded to schedule the construction works to minimize noise nuisance etc.

6.4.6 The implementation status of Regular Marine Travel Route Plan (RMTRP) was checked by ET. Training material of Regular Marine Travel Route Plan was prepared and given to relevant staff. Those records were kept properly. Since the marine delivery of precast segments was commenced and the RMTRP training was provided for the Captain on 21 July 2016, the Captain was reminded to use regular travel routes in order to minimize the chance of vessel collision and the routes would not go through the dolphin hotspot in Brothers Islands. The marine traffic records and geographical plots of all the vessels tracks to demonstrate the conformance of the vessel to the proposed route in June 2017 would be provided to ER, ETL, IEC/ENPO for checking within the month of July 2017.

6.4.7 The tool box training of dolphin was carried out in Dec 2015. According to the action plan and communication flow chart of dolphin instruction, if any dolphin intruded BCF perimeter silt curtain, ETL

should be informed. There was no notification received on any dolphin intrusion during the reporting period.

6.4.8 A summary of the implementation Schedule of Environmental Mitigation Measures (EMIS) is presented in **Appendix G**. Most of the necessary mitigation measures were implemented properly.

6.5 Summary of Exceedance of the Environmental Quality Performance Limit

6.5.1 Summary of Action and Limit Level exceedance of 1-hr TSP level and 24-hr TSP level at AMS6 shall be referred to the monthly EM&A report prepared by Contract No. HY/2011/03.

6.5.2 There was no Action and Limit Level exceedance of 1-hr TSP level and 24-hr TSP level recorded at station AMS7 by the Environmental Team of Contract No. HY/2010/02 during the reporting period.

6.5.3 There was no Action and Limit Level exceedance for noise recorded at station NMS2 and station NMS3B by the Environmental Team of Contract No. HY/2010/02 during the reporting period.

6.5.4 There was no Action and Limit Level exceedance for water quality recorded at the monitoring stations showed at **Table 4.1** by the Environmental Team of Contract No. HY/2010/02 during the reporting period.

6.5.5 Impact dolphin monitoring results at all transects are reported in the EM&A Reports prepared for Contract No. HY/2010/02.

6.6 Summary of Complaints, Notification of Summons and Successful Prosecution

6.6.1 There were two complaints received during the reporting period.

1. One complaint was received by Environmental Protection Department on 02 June 2017 from a construction worker and referred to the ENPO. Then the ENPO forwarded the complaint by email to the R.E. (AECOM), the Contractor (China Harbour) and the ET (ETS-Testconsult Ltd.) of Contract No. HY/2013/02 at 13:23 on 06 June 2017. The complaint detail was "地盤工人 X 先生投訴港珠澳大橋人工島出入境旅檢地盤沒有灑水，導致地盤周圍佈滿泥塵，令工人健康受害，要求環保署進行突擊跟進巡查才可發現問題及要求回覆。"

6.6.2 The follow-up inspection for the above mentioned complaint on 02 June 2017 was performed by the ET of Contract No. HY/2013/02 on 08 June 2017. The complaint investigation report (Log No. 013) was further issued by the ET of Contract No. HY/2013/02 on 05 July 2017.

6.6.3 According to the site inspection between 14:30 to 15:30 on 08 June 2017, the worksite was wetted with water near 出入境旅檢地盤. Besides, 出入境旅檢地盤 was not managed by Contract No. HY/2013/02. Hence, the complaint was found non-related to Contract No. HY/2013/02. The complaint investigation report (Log No.013) for the above mentioned complaint on 02 June 2017 was provided in **Appendix J**.

2. One complaint was received by Environmental Protection Department on 05 June 2017 from a construction worker and referred to the ENPO. Then the ENPO forwarded the complaint by email to the R.E. (AECOM), the Contractor (China Harbour) and the ET (ETS-Testconsult Ltd.) of Contract No. HY/2013/02 at 13:24 on 06 June 2017. The complaint detail was "地盤工人投訴港珠澳大橋人工島出入境旅檢地盤沒有灑水，導致地盤周圍佈滿泥塵，令工人健康受害，要求環保署跟進及回覆。"

6.6.4 The follow-up inspections for the above mentioned complaint on 05 June 2017 was performed by the ET of Contract No. HY/2013/02 on 08 June 2017. The complaint investigation report (Log No. 014) was further issued by the ET of Contract No. HY/2013/02 on 05 July 2017.

6.6.5 According to the site inspection between 14:30 to 15:30 on 08 June 2017, the worksite was wetted with water near 出入境旅檢地盤. Besides, 出入境旅檢地盤 was not managed by Contract No. HY/2013/02. Hence, the complaint was found non-related to Contract No. HY/2013/02. The complaint investigation report (Log No.014) for the above mentioned complaint on 05 June 2017 was provided in **Appendix J**.

- 6.6.6.** Although the complaints were non-related to Contract No. HY/2013/02, the Contractor of Contract No. HY/2013/02 was reminded to provide appropriate mitigation measures such as:
1. Wet the worksites with water regularly;
 2. Keep the watering record for inspection;
 3. Cover the dusty materials with impervious sheeting;
 4. Spray water during demolition activities;
- 6.6.7** There were no notifications of summons or prosecutions received during the reporting period.
- 6.6.8** Statistics on environmental complaints, notifications of summons and successful prosecutions are summarized in **Appendix H**.

7. FUTURE KEY ISSUES

7.1 Construction Programme for the Coming Months

- 7.1.1** As informed by the Contractor, the major construction activities for July 2017 are summarized in **Table 7.1**.

Table 7.1 Construction Activities for Coming Month

Site Area	Description of Activities
Portion D, A, E, C & F	Marine delivery of precast segment & Construction of bridge deck
	Road and Bituminous works
	Storm, sewer drainage and water main construction
	Retaining wall, slop and earth works
	Construction of signs gantries, cable trench and ducting
	Demolition of temporary loading and unloading point (Marine-based activity)

7.2 Environmental Site Inspection Schedule for the Coming Month

- 7.2.1** The tentative schedule for weekly site inspections for July 2017 is provided in **Appendix I**.

8. CONCLUSION

8.1 Conclusions

- 8.1.1** The site preparation work of the Contract was started on 25 July 2014 and the construction works of the Contract commenced on 24 November 2014.
- 8.1.2** Summary of Action and Limit Level exceedance of 1-hr TSP level and 24-hr TSP level at AMS6 shall be referred to the monthly EM&A report prepared by Contract No. HY/2011/03.
- 8.1.3** There was no Action and Limit Level exceedance of 1-hr TSP level and 24-hr TSP level recorded at station AMS7 by the Environmental Team of Contract No. HY/2010/02 during the reporting period.
- 8.1.4** There was no Action and Limit Level exceedance for noise recorded at station NMS2 and station NMS3B by the Environmental Team of Contract No. HY/2010/02 during the reporting period.
- 8.1.5** There was no Action and Limit Level exceedance for water quality recorded at the monitoring stations showed at **Table 4.1** by the Environmental Team of Contract No. HY/2010/02 during the reporting period.
- 8.1.6** Impact dolphin monitoring results at all transects are reported in the EM&A Reports prepared for Contract No. HY/2010/02.
- 8.1.7** There were two complaints received during the reporting period.

1. One complaint was received by Environmental Protection Department on 02 June 2017 from a construction worker and referred to the ENPO. Then the ENPO forwarded the complaint by email to the R.E. (AECOM), the Contractor (China Harbour) and the ET (ETS-Testconsult Ltd.) of Contract No. HY/2013/02 at 13:23 on 06 June 2017. The complaint detail was "地盤工人 X 先生投訴港珠澳大橋人工島出入境旅檢地盤沒有灑水，導致地盤周圍佈滿泥塵，令工人健康受害，要求環保署進行突擊跟進巡查才可發現問題及要求回覆。"
2. One complaint was received by Environmental Protection Department on 05 June 2017 from a construction worker and referred to the ENPO. Then the ENPO forwarded the complaint by email to the R.E. (AECOM), the Contractor (China Harbour) and the ET (ETS-Testconsult Ltd.) of Contract No. HY/2013/02 at 13:24 on 06 June 2017. The complaint detail was "地盤工人投訴港珠澳大橋人工島出入境旅檢地盤沒有灑水，導致地盤周圍佈滿泥塵，令工人健康受害，要求環保署跟進及回覆。"

After the investigation, the complaint was found non-related to Contract No. HY/2013/02.

8.1.8 There were no notifications of summons or prosecutions received during the reporting period.

- END OF REPORT -



FIGURES

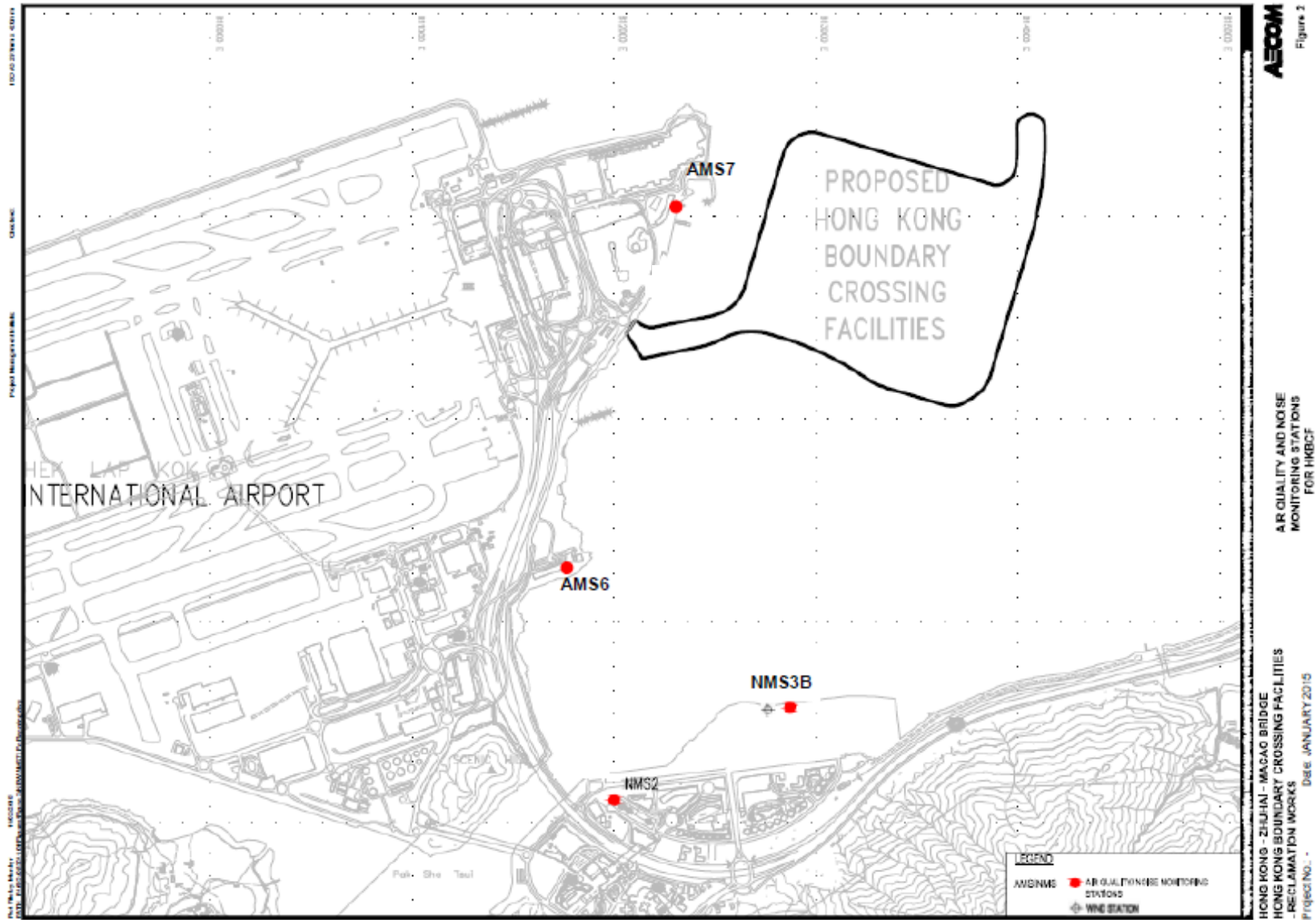


Figure 1 Air Quality and Noise Monitoring Stations for HKBCF

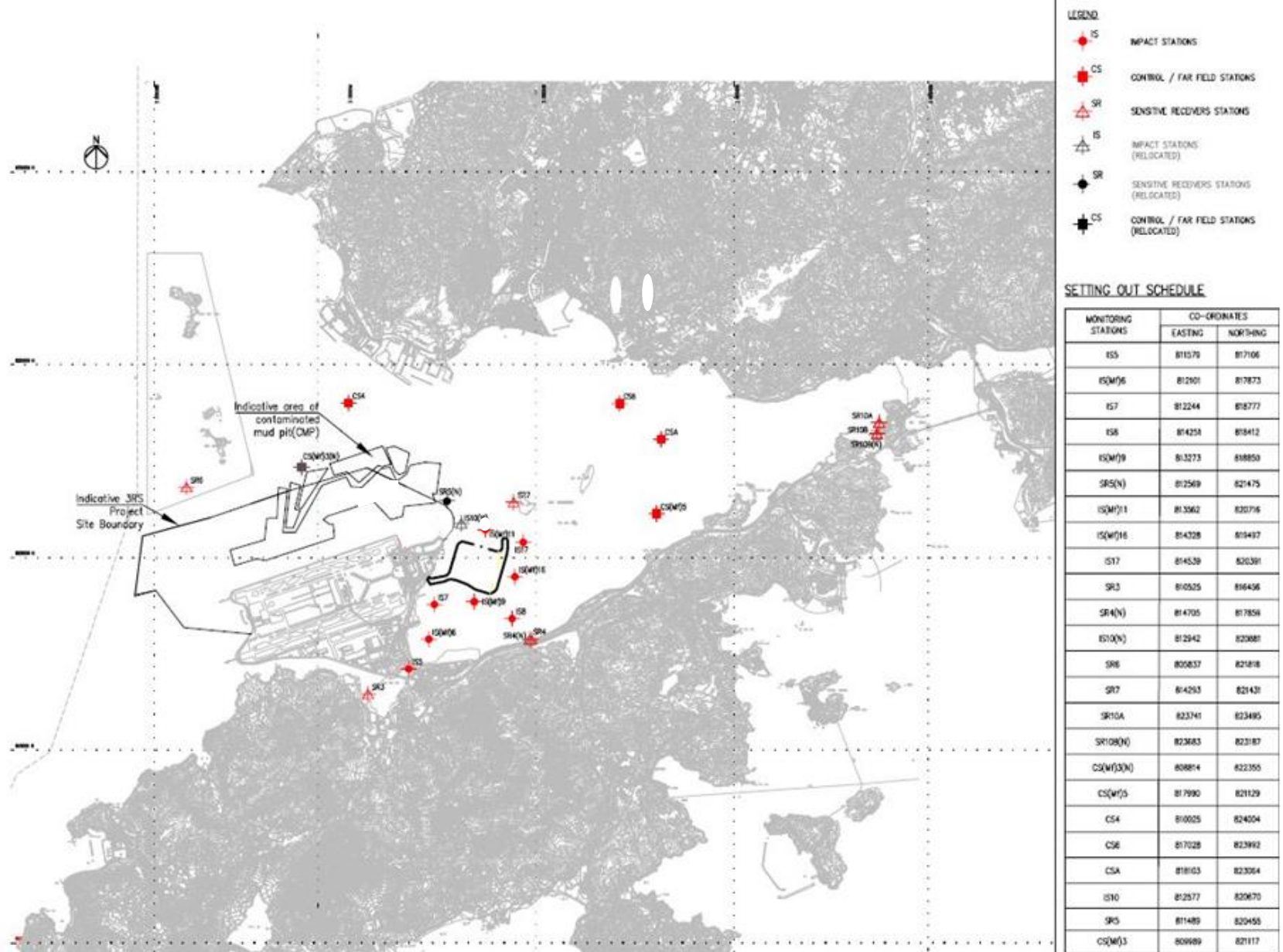


Figure 2 Water Quality Monitoring Stations (construction phases)

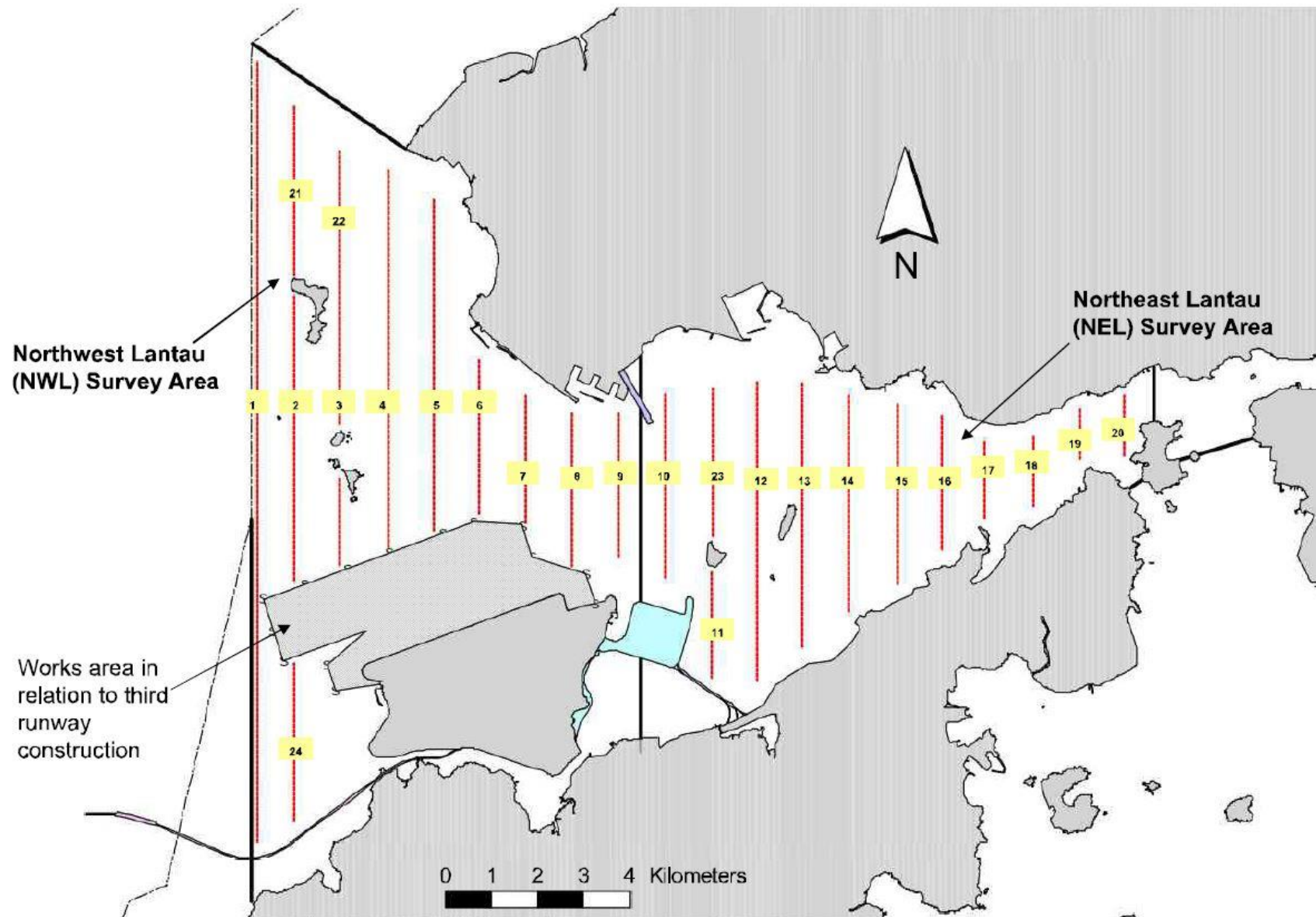
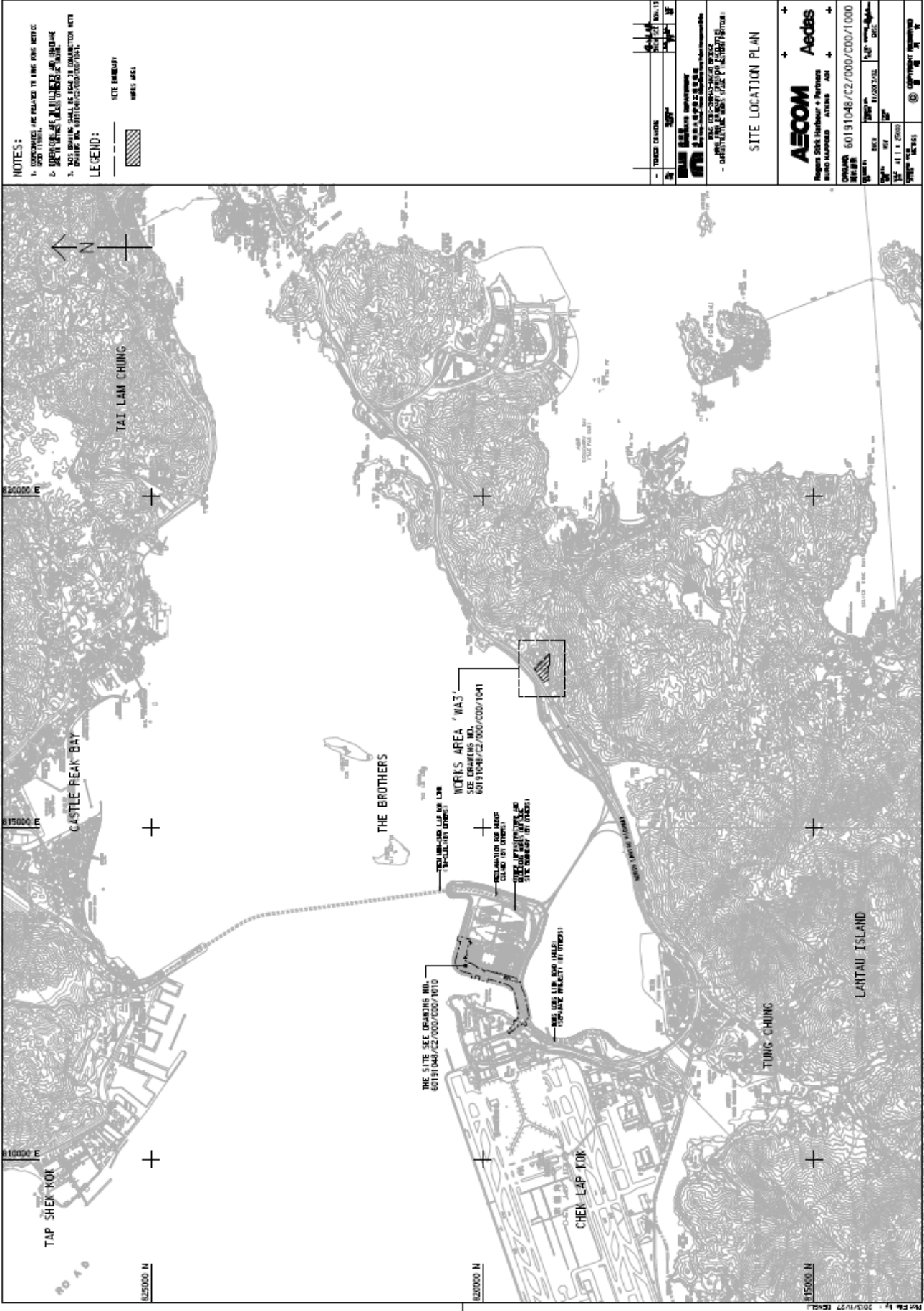


Figure 3 Dolphin Monitoring Transect Line and Layout Map

Appendix A

Location of Works Areas



NOTES:

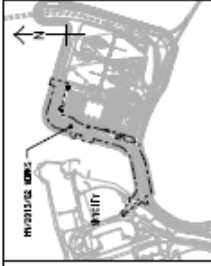
1. THE DRAWING IS FOR REFERENCE ONLY AND IS NOT TO BE USED FOR CONSTRUCTION WORKS WITHOUT THE WRITTEN PERMISSION OF THE CONSULTANT.
2. THE DRAWING SHALL BE USED IN CONJUNCTION WITH THE DRAWING NO. 60191048/C2/000/C00/1000.
3. THE DRAWING SHALL BE USED IN CONJUNCTION WITH THE DRAWING NO. 60191048/C2/000/C00/1000.

LEGEND:



PROJECT NO.	60191048
PROJECT NAME	TAI LAM CHUNG
CLIENT	ETS-TESTCONSULT LIMITED
DATE	11/11/2009
SCALE	1:1000
DRAWN BY	ETS-TESTCONSULT LIMITED
CHECKED BY	ETS-TESTCONSULT LIMITED
APPROVED BY	ETS-TESTCONSULT LIMITED
DATE OF ISSUE	11/11/2009
DATE OF REVISION	
REVISION NO.	
REVISION DESCRIPTION	

AECOM Aecobis
 Regional Sales Director & Partner
 HONG KONG
 60191048/C2/000/C00/1000
 TAI LAM CHUNG
 SITE LOCATION PLAN
 DATE: 11/11/2009
 SCALE: 1:1000
 DRAWN BY: ETS-TESTCONSULT LIMITED
 CHECKED BY: ETS-TESTCONSULT LIMITED
 APPROVED BY: ETS-TESTCONSULT LIMITED



LEGEND:

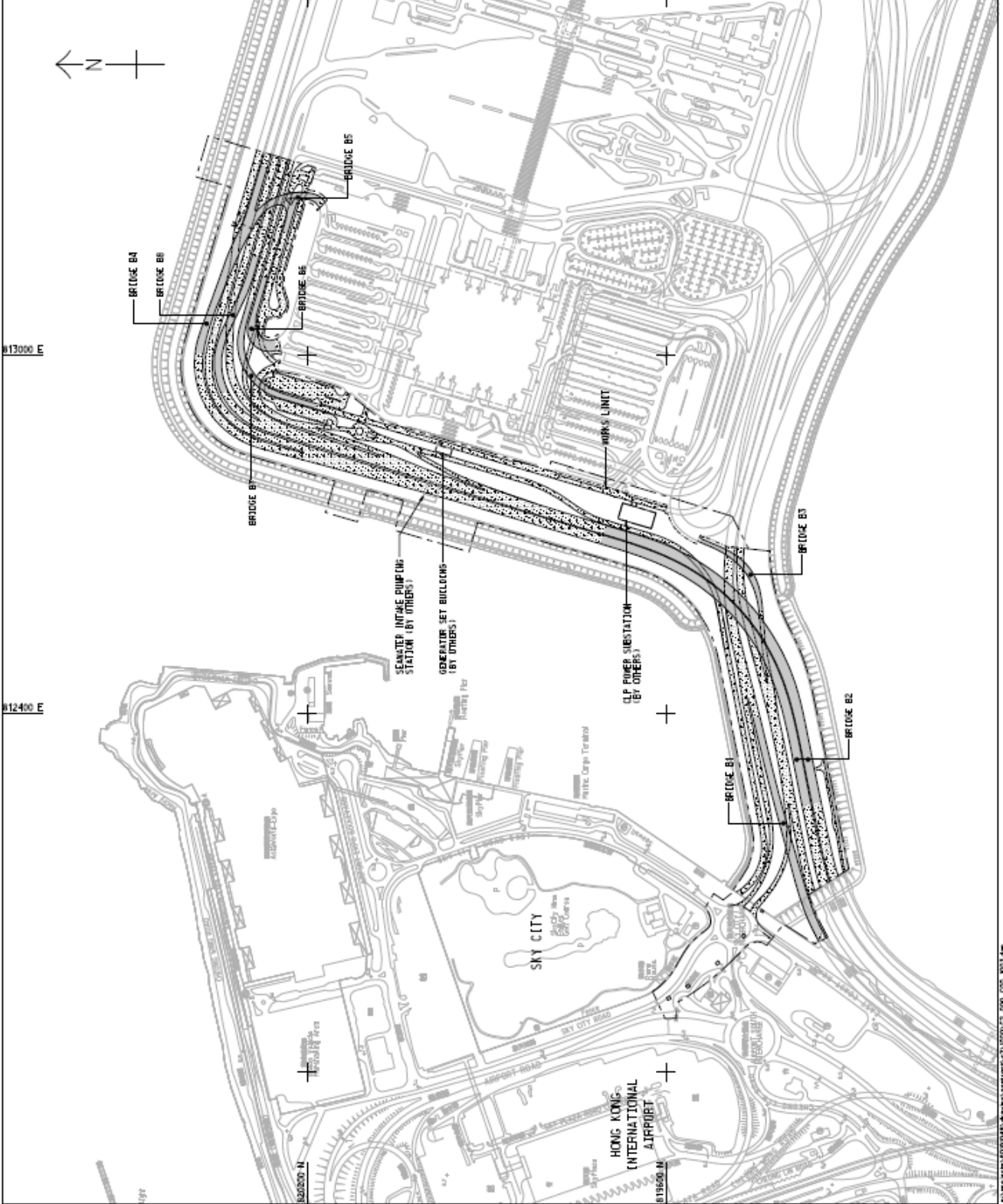
[Symbol]	SITE BOUNDARY
[Symbol]	BRIDGE
[Symbol]	AT-RISKS ROAD

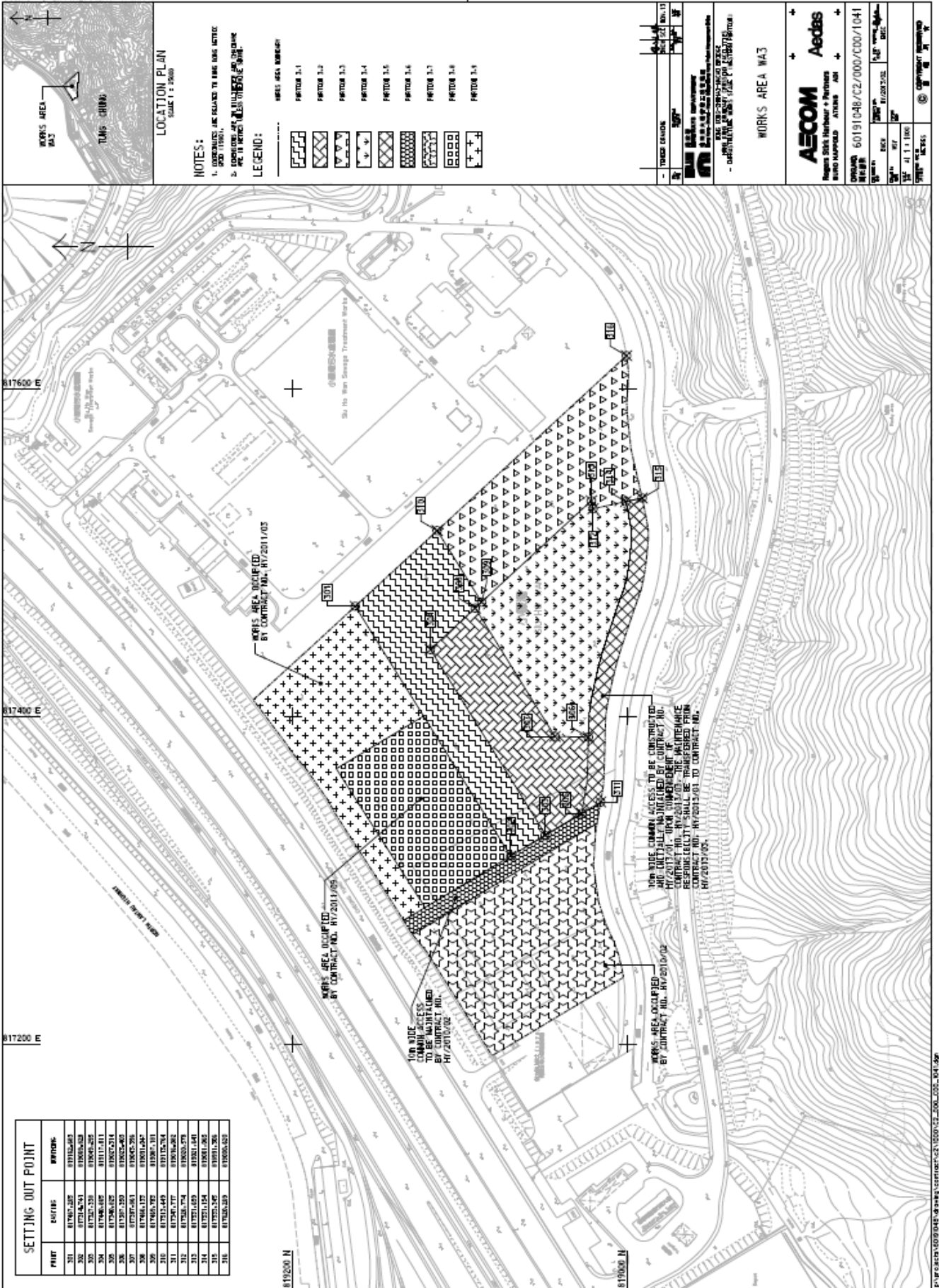
[Symbol]	TRUCK DRIVE	SCALE 1:500
[Symbol]	50'	SCALE 1:500
[Symbol]	100'	SCALE 1:500

ETS-TESTCONSULT LIMITED
 東業德勤测试顾问有限公司
 香港上環德輔道中111號
 - DESIGN AND CONSULTING SERVICES -

GENERAL ARRANGEMENT

AECOM	Aedas
香港土庫有限公司	香港土庫有限公司
60191048/C2/000/COO/1003	60191048/C2/000/COO/1003
1/11/2007	1/11/2007
1/11/2007	1/11/2007





SETTING OUT POINT		
POINT	Easting	Northing
301	81760.207	81702.683
302	81734.743	81806.263
303	81730.238	81806.262
304	81746.805	81817.411
305	81746.805	81807.214
306	81737.289	81807.483
307	81737.289	81805.296
308	81764.122	81801.048
309	81764.122	81801.048
310	81731.405	81802.794
311	81750.277	81804.262
312	81756.774	81803.078
313	81751.639	81801.641
314	81751.154	81801.262
315	81752.245	81801.262
316	81750.289	81800.822

LOCATION PLAN
SCALE 1 : 2000

NOTES:
1. COORDINATES ARE RELATED TO HONG KONG METRIC GRID 1980.
2. ALL DIMENSIONS ARE IN METERS UNLESS OTHERWISE SPECIFIED.

LEGEND:

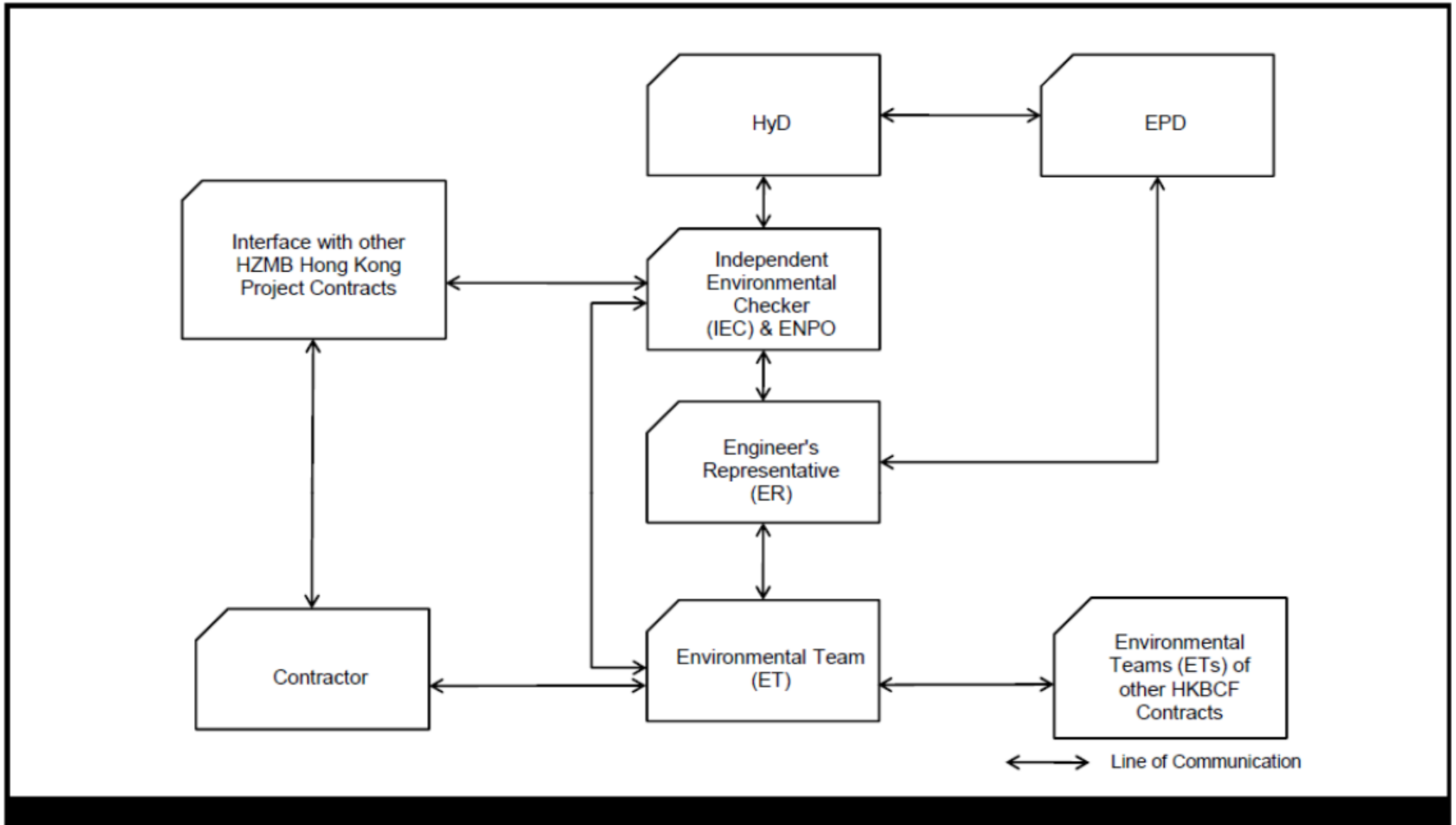
- WORKS AREA NUMBER
- PART 3.1
 - PART 3.2
 - PART 3.3
 - PART 3.4
 - PART 3.5
 - PART 3.6
 - PART 3.7
 - PART 3.8
 - PART 3.9

PROJECT NO.	60191048/CZ/000/CD00/1041
CLIENT	ETS-TESTCONSULT LIMITED
DATE OF PREPARATION	11/11/2008
SCALE	1:2000
DATE OF ISSUE	11/11/2008
ISSUED BY	ETS-TESTCONSULT LIMITED
PROJECT NAME	WORKS AREA WA3

AECOM Aedas
 香港 AECOM Aedas
 HONG KONG AECOM AEDAS
 60191048/CZ/000/CD00/1041
 11/11/2008
 11/11/2008
 11/11/2008
 11/11/2008

Appendix B

Project Organization for Environmental Works



Appendix C

Construction Programme

HKBCF Infrastructure (Western Portion) - Monthly Progress 35 - Three Month Rolling Programme

Activity ID	Activity Name	Original Duration	Comp.	2017			
				Jun	Jul	Aug	Sep
HKBCF Infrastructure (Western Portion) - Monthly Progress 35							
Provisional							
Contractual Date							
Key Date							
KD11	KD11-Bridge 1a & abutment in Portion H (COW#506)	0	100%				
Bridge Structure							
Bridge 3							
Pier & Abutment							
BS-0050	BS - Pier & Abutment (P305, P304 (2 nos))	14	100%				
Deck 1 (P305-P304)							
BS-0100	BS - Concrete base portion (P305-P304)	1	100%				
BS-0120	BS - Concrete top slab (P305-P304)	1	100%				
Deck 2 (P304-P303)							
BS-0230	BS - Concrete base portion (P304-P303)	1	100%				
BS-0250	BS - Concrete top slab (P304-P303)	1	100%				
Deck 3 (P303-P302)							
BS-0330	BS - Concrete base portion (P303-P302)	1	100%				
BS-0350	BS - Concrete top slab (P303-P302)	1	100%				
Deck 4 (P302-A301)							
BS-0400	BS - Concrete base portion (P302-A301)	1	100%				
BS-0450	BS - Concrete top slab (P302-A301)	1	100%				
BS-0460	BS - Curing & post-tensioning (P302-A301)	14	100%				
Bridge 2H							
Deck 1 (P211-P209)							
BS-0330	BSN - Concrete base portion (P211-P209)	1	100%				
BS-0350	BSN - Concrete top slab (P211-P209)	1	100%				
Deck 2 (P212-P211)							
BS-1050	BSN - Concrete base portion (P212-P211)	1	100%				
BS-1070	BSN - Concrete top slab (P212-P211)	1	100%				
Deck 3 (P213-P212)							
BS-0450	BSN - Concrete base portion (P213-P212)	1	100%				
BS-0460	BSN - Concrete top slab (P213-P212)	1	100%				
Deck 4 (P214-A215)							
BS-0530	BSN - Concrete base portion (P214-A215)	1	100%				
BS-0550	BSN - Concrete top slab (P214-A215)	1	100%				
Deck 5 (P208-P206)							
BS-2020	BSN - Concrete base portion (P208-P206)	1	100%				
BS-2040	BSN - Concrete top slab (P208-P206)	1	100%				
Deck 6 (P208-P207)							
BS-0630	BSN - Concrete base portion (P208-P207)	1	100%				
BS-0650	BSN - Concrete top slab (P208-P207)	1	100%				
Deck 7 (P206-P205)							
BS-0730	BSN - Concrete base portion (P206-P205)	1	100%				
BS-0750	BSN - Concrete top slab (P206-P205)	1	100%				
Deck 8 (P204-P203)							
BS-0830	BSN - Concrete base portion (P204-P203)	1	100%				
BS-0850	BSN - Concrete top slab (P204-P203)	1	100%				
Deck 9 (P202-A201)							
BS-0930	BSN - Concrete base portion (P202-A201)	1	100%				
BS-0950	BSN - Concrete top slab (P202-A201)	1	100%				
BS-0960	BSN - Curing & post-tensioning (P202-A201)	14	7.14%				
BS-0920	BSN - Skid formwork (P202-A201)	5	100%				
BS-0940	BSN - Top slab rebar (P202-A201)	5	100%				
Bridge 2S							
Deck 1 (P211-P209)							
BS-1200	BS2S - Concrete base portion (P211-P209)	1	100%				
BS-1220	BS2S - Concrete top slab (P211-P209)	1	100%				
Deck 2 (P212-P211)							
BS-2030	BS2S - Concrete base portion (P212-P211)	1	100%				
BS-2110	BS2S - Concrete top slab (P212-P211)	1	100%				
Deck 3 (P213-P212)							
BS-1270	BS2S - Concrete base portion (P213-P212)	1	100%				
BS-1290	BS2S - Concrete top slab (P213-P212)	1	100%				
Deck 4 (P214-A215)							
BS-1340	BS2S - Concrete base portion (P214-A215)	1	100%				
BS-1360	BS2S - Concrete top slab (P214-A215)	1	100%				
Deck 5 (P208-P206)							
BS-2180	BS2S - Concrete base portion (P208-P206)	1	100%				
BS-2190	BS2S - Concrete top slab (P208-P206)	1	100%				
Deck 6 (P208-P207)							
BS-1410	BS2S - Concrete base portion (P208-P207)	1	100%				
BS-1430	BS2S - Concrete top slab (P208-P207)	1	100%				
Deck 7 (P206-P205)							
BS-1460	BS2S - Concrete base portion (P206-P205)	1	100%				
BS-1500	BS2S - Concrete top slab (P206-P205)	1	100%				
Deck 8 (P204-P203)							
BS-1550	BS2S - Concrete base portion (P204-P203)	1	100%				

■ Remaining Level of Effort
 ■ Actual Work
 ■ Critical Remaining ...
■ Actual Level of Effort
 ■ Remaining Work
 ◆ Milestone

Date	Revision	Checked	Approved
22.6.2017	Monthly Progress 35		

HKBCF Infrastructure (Western Portion) - Monthly Progress 35 - Three Month Rolling Programme

Activity ID	Activity Name	Original Duration	% Comp	2017			
				Jun	Jul	Aug	Sep
82-1570	82S - Concrete top slab (P204-P203)	1	100%				
Deck 9 (P203-A201)							
82-1520	82S - Concrete base portion (P203-A201)	1	100%				
82-1640	82S - Concrete top slab (P202-A201)	1	100%				
82-1850	82S - Curing & post-tensioning (P202-A201)	14	7.14%				
82-1610	82S - Side formwork (P202-A201)	5	100%				
82-1630	82S - Top slab rebar (P202-A201)	5	100%				
Bridge 1							
Deck 4b (P102-P103)							
B1-440	B1 - Concrete base portion (P102-A101)	1	100%				
B1-460	B1 - Concrete top slab (P102-A101)	1	100%				
Bridge 4							
Pile Cap							
S4-0300	S4 - Pile Cap P402, A401 (2 nos)	21	100%				
Pier & Abutment							
S4-0300	S4 - Pier & Abutment P402, A401 (2 nos)	14	100%				
S4-0300	S4 - Pier & Abutment P403, P404 (2 nos)	14	100%				
S4-0070	S4 - Pier & Abutment P405, P406 (2 nos)	14	100%				
Deck 1 (P405-P406)							
S4-130	S4 - Concrete base portion (P405-P406)	1	100%				
S4-150	S4 - Concrete top slab (P405-P406)	1	100%				
Deck 2 (P404-P403)							
S4-200	S4 - Concrete base portion (P404-P403)	1	100%				
S4-220	S4 - Concrete top slab (P404-P403)	1	100%				
Deck 3 (P402-A401)							
S4-270	S4 - Concrete base portion (P402-A401)	1	100%				
S4-290	S4 - Concrete top slab (P402-A401)	1	100%				
Bridge 7							
Pile Cap							
B7-1050	B7 - Pile Cap P702, A701 (2 nos)	21	100%				
B7-1030	B7 - Pile Cap P703, P704, P705 (3 nos)	21	100%				
B7-1040	B7 - Pile Cap P706, A707 (2 nos)	21	100%				
Pier & Abutment							
B7-1060	B7 - Pier & Abutment P703, P704, P705 (3 nos)	14	100%				
B7-1070	B7 - Pier & Abutment P706, A707 (2 nos)	14	100%				
Deck 1 (P703-P705)							
B7-1120	B7 - Concrete base portion (P703-P705)	1	100%				
B7-1140	B7 - Concrete top slab (P703-P705)	1	100%				
Deck 2 (P706-A707)							
B7-1190	B7 - Concrete base portion (P706-A707)	1	100%				
B7-1210	B7 - Concrete top slab (P706-A707)	1	100%				
Deck 3 (P702-A701)							
B7-1250	B7 - Concrete base portion (P702-A701)	1	100%				
B7-1260	B7 - Concrete top slab (P702-A701)	1	100%				
B7-1290	B7 - Curing & post-tensioning (P702-A701)	14	86.71%				
B7-1270	B7 - Top slab rebar (P702-A701)	5	100%				
Bridge 8							
Pile Cap							
B8-1050	B8 - Pile Cap P802, A801 (2 nos)	21	100%				
B8-1030	B8 - Pile Cap P803, P804 (2 nos)	21	100%				
B8-1040	B8 - Pile Cap P805, A806 (2 nos)	21	100%				
Pier & Abutment							
B8-1060	B8 - Pier & Abutment P802, A801 (2 nos)	14	100%				
B8-1060	B8 - Pier & Abutment P803, P804 (2 nos)	14	100%				
B8-1070	B8 - Pier & Abutment P805, A806 (2 nos)	14	100%				
Deck 1 (P803-P804)							
B8-1120	B8 - Concrete base portion (P803-P804)	1	100%				
B8-1140	B8 - Concrete top slab (P803-P804)	1	100%				
Deck 2 (P805-A806)							
B8-1190	B8 - Concrete base portion (P805-A806)	1	100%				
B8-1210	B8 - Concrete top slab (P805-A806)	1	100%				
B8-1250	B8 - Curing & post-tensioning (P805-A806)	14	100%				
Deck 3 (P802-A801)							
B8-1260	B8 - Concrete base portion (P802-A801)	1	0%				
B8-1260	B8 - Concrete top slab (P802-A801)	1	0%				
B8-1290	B8 - Curing & post-tensioning (P802-A801)	14	0%				
B8-1240	B8 - Rebar & post-tender member (P802-A801)	14	92.86%				
B8-1250	B8 - Side formwork (P802-A801)	5	40%				
B8-1270	B8 - Top slab rebar (P802-A801)	5	0%				
Bridge 9							
Pile Cap							
B9-1040	B9 - Pile cap P902-P903 (2 nos)	14	100%				
B9-1050	B9 - Pile cap P904, A905 (2 nos)	21	100%				
Pier & Abutment							
B9-1060	B9 - Pier & Abutment P902-P903 (2 nos)	14	100%				
B9-1050	B9 - Pier & Abutment P904, A905 (2 nos)	14	100%				
Deck 1 (A901-P902)							

■ Remaining Level of Effort
 ■ Actual Work
 ■ Critical Remaining ...
■ Actual Level of Effort
 ■ Remaining Work
 ◆ Milestone

Date	Revision	Checked	Approved
22.6.2017	Monthly Progress 35		

HKBCF Infrastructure (Western Portion) - Monthly Progress 35 - Three Month Rolling Programme

Activity ID	Activity Name	Original Duration	% Comp.	2017			
				Jun	Jul	Aug	Sep
B6-1150	B6 - Concrete base portion (A601-F602)	1	100%				
B6-1170	B6 - Concrete top slab (A601-F602)	1	100%				
Deck 2 (P602-P603)							
B6-1220	B6 - Concrete base portion (P602-P603)	1	100%				
B6-1240	B6 - Concrete top slab (P602-P603)	1	100%				
Deck 3 (P603-P604)							
B6-1250	B6 - Concrete base portion (P603-P604)	1	100%				
B6-1310	B6 - Concrete top slab (P603-P604)	1	100%				
Deck 4 (P604-A605)							
B6-1360	B6 - Concrete base portion (P604-A605)	1	100%				
B6-1380	B6 - Concrete top slab (P604-A605)	1	100%				
Bridge 5							
Pile Cap							
B5-1040	B5 - Pile Cap P502, A503 (2 nos)	14	100%				
B5-1060	B5 - Pile Cap P504, P506 (2 nos)	14	100%				
B5-1070	B5 - Pile Cap P507, A508 (2 nos)	21	100%				
Pier & Abutment							
B5-1060	B5 - Pier & Abutment P502, A503 (2 nos)	14	100%				
B5-1100	B5 - Pier & Abutment P505, P504 (2 nos)	14	100%				
B5-1110	B5 - Pier & Abutment P507, A508 (2 nos)	14	100%				
Deck 1 (P501-P502)							
B5-1430	B5 - Concrete base portion (P501-P502)	1	100%				
B5-1450	B5 - Concrete top slab (P501-P502)	1	100%				
Deck 2 (P502-A503)							
B5-1500	B5 - Concrete base portion (P502-A503)	1	100%				
B5-1520	B5 - Concrete top slab (P502-A503)	1	100%				
B5-1530	B5 - Curing & post-tensioning (P502-A503)	14	14.29%				
B5-1490	B5 - Side formwork (P502-A503)	5	100%				
B5-1510	B5 - Top slab rebar (P502-A503)	5	100%				
Deck 3 (P503-P504)							
B5-1570	B5 - Concrete base portion (P503-P504)	1	100%				
B5-1590	B5 - Concrete top slab (P503-P504)	1	100%				
Deck 4 (P505-P506)							
B5-1640	B5 - Concrete base portion (P505-P506)	1	100%				
B5-1660	B5 - Concrete top slab (P505-P506)	1	100%				
B5-1670	B5 - Curing & post-tensioning (P505-P506)	14	14.29%				
B5-1630	B5 - Side formwork (P505-P506)	5	100%				
B5-1650	B5 - Top slab rebar (P505-P506)	5	100%				
Deck 5 (P507-P508)							
B5-1710	B5 - Concrete base portion (P507-P508)	1	0%				
B5-1730	B5 - Concrete top slab (P507-P508)	1	0%				
B5-1740	B5 - Curing & post-tensioning (P507-P508)	14	0%				
B5-1800	B5 - Framework & Base FW (P507-P508)	14	78.57%				
B5-1650	B5 - Rebar & post-tensioning member (P507-P508)	14	0%				
B5-1700	B5 - Side formwork (P507-P508)	5	0%				
B5-1720	B5 - Top slab rebar (P507-P508)	5	0%				
Auxiliary Structure							
Retaining Wall, Slope & Earth Works							
Bridge 2H							
B2-1680	Retaining Wall RW1 (Bay 2)	21	36.1%				
B2-1670	Retaining Wall RW1 (Bay 3)	21	0%				
Bridge 4							
B4-3040	Retaining Wall W4-1 (Bay 1)	21	40.48%				
B4-3020	Retaining Wall W4-1 (Bay 3)	21	40.48%				
Bridge 7							
B7-2040	Retaining Wall W7-1 (Bay 1)	21	23.81%				
B7-2020	Retaining Wall W7-1 (Bay 3)	21	23.81%				
Bridge 8							
B8-2050	Retaining Wall WS-1 (Bay 1)	21	0%				
B8-2060	Retaining Wall WS-1 (Bay 2)	21	0%				
B8-2070	Retaining Wall WS-1 (Bay 3)	21	0%				
B8-2080	Retaining Wall WS-1 (Bay 4)	21	0%				
B8-2100	Retaining Wall WS-1 (Bay 5)	21	19.05%				
B8-2120	Retaining Wall WS-1 (Bay 7)	21	19.05%				
Bridge 9							
B9-2020	Retaining Wall WS-1 (Bay 1)	21	0%				
B9-2010	Retaining Wall WS-1 (Bay 2)	21	42.86%				
B9-2140	Retaining Wall WS-2 (Bay 1)	21	0%				
B9-2170	Retaining Wall WS-2 (Bay 7)	21	0%				
Slope & Earth Works at Bridge Abutment							
B2-1760	Slope & earth works - C2-S3 & C2-S4 at B3	35	10.67%				
B2-1700	Slope & earth works - RW1 & C2-S1	42	0%				
B2-1770	Slope & earth works - W2-1 C2-S5 & C2-S6	36	44.17%				
B2-1780	Slope & earth works - W4-1 & C2-S7	42	0%				
B2-1800	Slope & earth works - W5-1	21	0%				
B2-1910	Slope & earth works - W5-2	35	0%				

■ Remaining Level of Effort
 ■ Actual Work
 ■ Critical Remaining ...
■ Actual Level of Effort
 ■ Remaining Work
 ◆ Milestone

HKBCF Infrastructure (Western Portion) - Monthly Progress 35 - Three Month Rolling Programme

Activity ID	Activity Name	Original Duration	% Comp	2017			
				Jun	Jul	Aug	Sep
B2-1860	Slope & earth works - WS-1	28	0%				
B2-1860	Slope & earth works - W7-1	36	0%				
B2-1790	Slope & earth works - W7-2	36	14.29%				
B2-1870	Slope & earth works - WS-1	36	0%				
B2-1860	Slope & earth works - WS-2	36	11.43%				
Parapet & Barrier							
Bridge 3							
B3-0700	B3 - Parapet Side Wall (103m)	28	13.33%				
Bridge 2							
B2-1910	B2a - Barrier Wall (200m)	33	0%				
B2-1830	B2a - Parapet Side Wall (200m)	33	0%				
B2-1830	B2b - Barrier Wall (250m)	46	53.33%				
B2-1830	B2b - Parapet Side Wall (250m)	46	53.33%				
Bridge 4							
B4-3250	B4 - Parapet Side Wall (220m)	39	67.95%				
Bridge 7							
B7-2050	B7 - Parapet Side Wall (240m)	42	0%				
Bridge 8							
B8-2130	B8 - Parapet Side Wall (230m)	40	0%				
Bridge 6							
B6-2060	B6 - Parapet Side Wall (140m)	26	0%				
Bridge 5							
B5-2160	B5 - Parapet Side Wall (300m)	50	0%				
Storm & Sewer Drainage Works							
Storm Drain Inlet at 3m (2miles)							
D1(a) - culvert C3 near B1 end							
D1-0010	Box C3.2 - M4E5 (8m) 1050mm	10	100%				
D1-0030	M3E3 - M3E1 (25m) 300mm	13	100%				
D1-0040	M3E3 - M3E1 (40m) 450mm	26	100%				
D1-0020	M4E5 - M3E3 (25m) 900mm	13	100%				
D2(a) - end of B1							
D1-0060	M4E4 - M4E4 (25m) 600mm	12	100%				
D1-0095	M4E4 - M4E3 (37m) 600mm	19	100%				
D1-0050	M4E5 - M4E4 (30m) 750mm	19	100%				
D1(a) - between B1 & B2							
D1-0070	Box C3.1 - M4E8 (2.65m) 1200mm	10	100%				
D1-0085	M3E2 - M3E1 (40m) 450mm	20	100%				
D1-0110	M4E6 - M4E5 (34m) 750mm	17	100%				
D1-0130	M4E7 - M4E6 (33m) 900mm	17	100%				
D1-0090	M4E8 - M3E2 (42m) 600mm	21	100%				
D1-0090	M4E8 - M4E7 (27m) 1050mm	14	100%				
D2(a) - to culvert C4							
D1-0120	Box C4.1 - M4E9 (48m) 900mm	24	100%				
D1-0140	M4E10 - M3E2 (20m) 450mm	10	100%				
D1-0130	M4E11 - M3E1 (19m) 450mm	10	100%				
D2(a) - site entrance							
D1-0160	Box C1.1-M3E6 (8m) 1050mm	10	100%				
D1-0240	M1E4-M1E3 (25m) 600mm	13	0%				
D1-0190	M3E4-M3E3 (16m) 600mm	8	100%				
D1-0210	M3E5-M1E3 (56m) 450mm	28	100%				
D1-0190	M3E5-M1E5 (56m) 600mm	28	100%				
D1-0230	M3E6-M1E4 (35m) 750mm	18	0%				
D1-0170	M3E6-M3E4 (26m) 750mm	13	100%				
D2(b) - next to HGLR							
D1-0250	Box C1.2-M3E4A (18m) 900mm	10	100%				
D1-0280	M4E5-M4E4 (12m) 450mm	6	100%				
D1-0295	M3E4-M3E3 (18m) 600mm	9	100%				
D1-0270	M3E5-M4E5 (36m) 600mm	18	100%				
D1-0290	M3E5-M3E4A (14m) 300mm	7	100%				
D1-0290	M3E4A-M3E4 (17m) 750mm	9	100%				
D1(a) - Under B2 & to culvert C4							
D1-0220	Box C4.2- M1E2 (18m) 1350mm	18	100%				
D1-0360	M1E2 - M1E1 (29m) 300mm	13	0%				
D1-0360	M1E2 - M1E2 (15 (66m) 1200mm	33	100%				
D1-0370	M1E2 - M1E1 (29m) 300mm	14	100%				
D1-0380	M1E2 - M1E2 (3m) 600mm	3	0%				
D1(a) - Under B2							
D1-0410	M3E2 - M3E1 (33m) 450mm	17	0%				
D1-0400	M3E3 - M3E3 (51m) 750mm	26	100%				
D1(b) - Under B2							
D1-0450	M3E2 - M3E1 (32m) 300mm	16	0%				
D1-0450	M3E3 - M3E2 (40m) 450mm	20	0%				
D1-0440	M3E4 - M3E3 (42m) 600mm	21	0%				
D1-0430	M4E7 - M3E4 (30m) 750mm	15	0%				
F(a) - Sewer Side							
D1-0530	M3A19 - M3A6 (34m) 1050mm	17	100%				

█ Remaining Level of Effort
 █ Actual Work
 █ Critical Remaining ...
█ Actual Level of Effort
 █ Remaining Work
 ◆ Milestone

Date	Revision	Checked	Approved
22.6.2017	Monthly Progress 35		

HKBCF Infrastructure (Western Portion) - Monthly Progress 35 - Three Month Rolling Programme

Activity ID	Activity Name	Original Duration	% Comp	Jun	Jul	Aug	Sep
D1-0500	M75A.20 - M75A.6 (17m) 900mm	9	100%	[Complete]			
D1-0510	M75A.21 - M48A.11 (58m) 1200mm	29	100%	[Complete]			
D1-0500	M75A.22 - M69A.6 (12m) 600mm	6	100%	[Complete]			
D1-0400	M75A.23 - M53A.9 (44m) 1200mm	22	100%	[Complete]			
D1-0525	M75A.23 - M52A.10 (15m) 1050mm	5	100%	[Complete]			
F(b) - from car park							
D1-0580	M75A.17 - M43A.4 (20m) 600mm	10	100%	[Complete]			
D1-0570	M75A.18 - M42A.15 (38m) 1200mm	19	100%	[Complete]			
D1-0550	M75A.18 - M44A.4 (37m) 600mm	19	100%	[Complete]			
D1-0540	M75A.19 - M45A.2 (38m) 450mm	20	100%	[Complete]			
Storm Drain about #1.3m (Trolley)							
A(1) - sewer next to B2							
D2-0020	M4E.3 - M4E.1 (71m) 600mm	11	100%	[Complete]			
D2-0000	M4E.7 - M1E.1 (35m) 300mm	6	100%	[Complete]			
D2-0010	M4E.8 - M4E.3 (183m) 750mm	26	100%	[Complete]			
B(1) - CLP to PCB							
D2-0030	M12E.2 - M12E.1 (41m) 450mm	6	100%	[Complete]			
D2-0070	M12E.3 - M12E.2 (25m) 600mm	5	100%	[Complete]			
D2-0000	M31C.2 - M31C.1 (25m) 450mm	5	100%	[Complete]			
A(4) - other B2							
D2-0170	M86A.1 - M86A.2 (37m) 900mm	6	0%	[Start]			
D2-0120	M86A.B1 - M86A.C1 (25m) 600mm	5	100%	[Complete]			
D2-0130	M86A.C1 - M86A.1 (50m) 750mm	9	100%	[Complete]			
D2-0110	M86A.E1 - M86A.B1 (66m) 450mm	10	100%	[Complete]			
D2-0150	M77A.1 - M77A.2 (25m) 450mm	5	100%	[Complete]			
D2-0160	M77A.2 - M77A.4 (70m) 600mm	10	100%	[Complete]			
D2-0180	M77A.4 - M77A.6 (59m) 750mm	10	0%	[Start]			
D2-0140	M77A.A1 - M77A.1 (25m) 300mm	4	100%	[Complete]			
D2-0100	M81A.1 - M81A.4 (130m) 300mm	19	100%	[Complete]			
A(3) - under B3							
D2-0220	M4DC.2 - M4DC.1 (33m) 450mm	5	0%	[Start]			
D2-0210	M4DC.2 - M4DC.A (14m) 450mm	2	0%	[Start]			
D2-0190	M41C.1 - M41C.C1 (18m) 600mm	4	0%	[Start]			
D2-0200	M41C.C1 - M41C.A1 (35m) 450mm	20	0%	[Start]			
A(2) - under B2							
D2-0250	M12E.11 - M12E.7 (148m) 1050mm	21	100%	[Complete]			
D2-0280	M12E.12 - M5E.5 (80m) 750mm	12	0%	[Start]			
D2-0270	M12E.14 - M12E.1 (35m) 450mm	6	0%	[Start]			
D2-0240	M12E.15 - M12E.11 (141m) 1200mm	21	100%	[Complete]			
D2-0260	M12E.7 - M12E.4 (105m) 900mm	15	100%	[Complete]			
D1(3) - between B1 & B2							
D2-0340	M34E.2 - M34E.1 (32m) 450mm	5	0%	[Start]			
D2-0330	M34E.4 - M34E.2 (70m) 600mm	10	0%	[Start]			
D2-0320	M34E.5 - M34E.4 (25m) 750mm	5	0%	[Start]			
D2(3) - vertical sewer to A1							
D2-0360	M41E.4 - M41E.1 (52m) 450mm	14	0%	[Start]			
D2-0350	M42E.3 - M42E.1 (81m) 450mm	12	0%	[Start]			
D2(4) - from A1 to culvert C4							
D2-0370	M3E.1 - M3E.1A (33m) 300mm	5	100%	[Complete]			
D2-0380	M3E.2 - M3E.A1 (70m) 450mm	10	100%	[Complete]			
D2-0390	M3E.A1 - M3E.B1 (21m) 300mm	3	0%	[Start]			
D2-0385	M4E.9 - M4E.8 (26m) 750mm	5	100%	[Complete]			
D1(1) - entrance to B1							
D2-0420	M17E.2 - M17E.A1 (64m) 300mm	14	0%	[Start]			
D2-0430	M17E.4 - M17E.2 (70m) 450mm	10	0%	[Start]			
D2-0420	M17E.5 - M17E.4 (25m) 600mm	5	0%	[Start]			
D2-0410	M30E.2 - M30E.1 (25m) 300mm	4	0%	[Start]			
D2-0400	M30E.3 - M30E.2 (25m) 450mm	5	0%	[Start]			
D2(2) - next to H&LR							
D2-0530	M25E.2 - M25E.1 (47m) 300mm	7	0%	[Start]			
D2-0515	M25E.3 - M21E.1 (18m) 300mm	3	0%	[Start]			
D2-0520	M25E.3 - M25E.2 (44m) 450mm	7	0%	[Start]			
D2-0533	M25E.3 - M25E.3 (11m) 600mm	2	0%	[Start]			
D2-0510	M25E.4 - M22E.1 (27m) 300mm	4	100%	[Complete]			
D2-0513	M25E.4 - M22E.1 (90m) 450mm	13	100%	[Complete]			
D2-0540	M25E.3 - M25E.1 (59m) 450mm	9	0%	[Start]			
D1(4) - from A1 to culvert C4							
D2-0550	M10E.2 - M7E.3 (30m) 450mm	6	0%	[Start]			
D2-0560	M7E.3 - M7E.2 (45m) 300mm	7	0%	[Start]			
D1(3) - sloping sewer next to D2							
D2-0650	M26E.1 - M26E.1 (45m) 450mm	7	0%	[Start]			
D2-0610	M26E.3 - M26E.1 (70m) 600mm	10	0%	[Start]			
D2-0615	M26E.2 - M26E.1 (33m) 450mm	5	0%	[Start]			
F(2) - close to PCB							
D2-0710	M86A.4 - M86A.1 (103m) 600mm	15	0%	[Start]			
D2-0700	M86A.5 - M86A.4 (39m) 750mm	6	0%	[Start]			

█ Remaining Level of Effort
 █ Actual Work
 █ Critical Remaining...
█ Actual Level of Effort
 █ Remaining Work
 ◆ ◆ Milestone

Date	Revision	Checked	Approved
22.6.2017	Monthly Progress 35		

HKBCF Infrastructure (Western Portion) - Monthly Progress 35 - Three Month Rolling Programme

Activity ID	Activity Name	Original Duration	% Comp.	2017			
				Jun	Jul	Aug	Sep
CC-0650	M5A.6 - M5A.5 (26m) 1050mm	6	0%		25.7.2017	3.8.2017, M5A.6 - M5A.5 (26m) 1050mm	
CC-0670	M5A.4 - M5A.2 (57m) 600mm	10	0%			9.8.2017	19.8.2017, M5A.4 - M5A.2 (57m) 600mm
CC-0660	M5A.5 - M5A.4 (27m) 750mm	6	0%			8.8.2017	M5A.5 - M5A.4 (27m) 750mm
CC-0650	M7A.17 - M5A.5 (70m) 800mm	10	0%		21.7.2017	1.8.2017, M7A.17 - M5A.5 (70m) 800mm	
CC-0740	M5A.4 - M5A.2 (70m) 900mm	10	0%			4.8.2017	15.8.2017, M5A.4 - M5A.2 (70m) 900mm
CC-0730	M5A.4 - M7A.4 (78m) 450mm	12	0%		21.7.2017	3.8.2017, M5A.4 - M7A.4 (78m) 450mm	
CC-0770	M5A.6 - M5A.4B (138m) 600mm	20	0%				23.9.2017
CC-0750	M7A.3 - M7A.2 (78m) 450mm	12	0%			15.8.2017	25.8.2017, M7A.3 - M7A.2 (78m) 450mm
CC-0760	M7A.6 - M5A.4 (140m) 1050mm	20	0%			30.8.2017	30.9.2017, M7A.6 - M5A.4 (140m) 1050mm
CC-0620	M4A.2 - M4A.1 (41m) 300mm	6	0%			12.8.2017	24.8.2017
CC-0610	M4A.11 - M4A.10 (70m) 1200mm	10	0%			23.8.2017	M4A.11 - M4A.10 (70m) 1200mm
CC-0700	M5A.8 - M5A.7 (12m) 450mm	2	0%			10.8.2017	11.8.2017, M5A.8 - M5A.7 (12m) 450mm
CC-0780	M5A.9 - M5A.7 (119m) 1200mm	17	0%		21.7.2017	9.8.2017, M5A.9 - M5A.7 (119m) 1200mm	
CC-0915	M3A.1 - M3A.1 (11m) 300mm	2	0%		17.7.2017	18.7.2017, M3A.1 - M3A.1 (11m) 300mm	
CC-0910	M3A.2 - M3A.1 (27m) 450mm	6	0%		10.7.2017	15.7.2017, M3A.2 - M3A.1 (27m) 450mm	
CC-0900	M3A.5 - M3A.2 (91m) 600mm	13	0%			8.7.2017, M3A.5 - M3A.2 (91m) 600mm	
CC-0890	M3A.6 - M3A.5 (18m) 750mm	3	86.67%		24.6.2017, M3A.6 - M3A.5 (18m) 750mm		
CC-0885	M4A.10 - M4A.6 (87m) 750mm	10	100%	8.6.2017 A		4.7.2017, M4A.10 - M4A.6 (87m) 750mm	
CC-0880	M4A.13 - M4A.10 (106m) 900mm	16	100%			11.7.2017, M4A.13 - M4A.10 (106m) 900mm	
CC-0890	M4A.15 - M4A.13 (28m) 1090mm	6	100%			29.6.2017, M4A.15 - M4A.13 (28m) 1090mm	
CC-0880	M4A.2 - M4A.1 (51m) 300mm	8	100%			30.6.2017, M4A.2 - M4A.1 (51m) 300mm	
CC-0670	M4A.4 - M4A.2 (31m) 450mm	5	100%			27.6.2017, M4A.4 - M4A.2 (31m) 450mm	
CC-0862	M4A.1 - M4A.1 (30m) 300mm	5	100%			27.6.2017, M4A.1 - M4A.1 (30m) 300mm	
CC-0840	M4A.3 - M4A.1 (25m) 450mm	14	100%			8.7.2017, M4A.3 - M4A.1 (25m) 450mm	
CC-0830	M4A.4 - M4A.3 (40m) 600mm	6	100%			29.6.2017, M4A.4 - M4A.3 (40m) 600mm	
CC-0940	M4A.4 - M4A.1 (100m) 450mm	15	0%			4.7.2017	20.7.2017, M4A.4 - M4A.1 (100m) 450mm
CC-0940	M4A.6 - M4A.4 (78m) 600mm	11	18.18%	20.6.2017 A		5.7.2017, M4A.6 - M4A.4 (78m) 600mm	
CC-0945	M4A.2 - M4A.2 (23m) 450mm	4	0%			21.7.2017	25.7.2017, M4A.2 - M4A.2 (23m) 450mm
CC-0970	M4A.7 - M4A.1 (73m) 300mm	12	0%				28.8.2017
CC-0960	M4A.7 - M4A.4A (158m) 900mm	23	0%			31.7.2017	25.8.2017, M4A.7 - M4A.4A (158m) 900mm
CC-0950	M4A.8 - M4A.7 (27m) 1050mm	4	0%			25.7.2017	29.7.2017, M4A.8 - M4A.7 (27m) 1050mm
CC-1030	M5A.10 - M5A.3 (285m) 1050mm	40	33.75%	8.6.2017 A		24.7.2017	8.8.2017, M5A.10 - M5A.3 (285m) 1050mm
CC-1040	M5A.2 - M5A.2 (117m) 900mm	17	0%				12.8.2017, M5A.2 - M5A.2 (117m) 900mm
CC-1010	M5A.4 - M5A.3 (41m) 450mm	6	100%	9.6.2017 A		28.6.2017, M5A.4 - M5A.3 (41m) 450mm	
CC-1020	M5A.4 - M5A.8 (39m) 750mm	5	90%			27.6.2017, M5A.4 - M5A.8 (39m) 750mm	
CC-1000	M5A.7 - M5A.4 (121m) 900mm	18	100%	16.6.2017 A		13.7.2017, M5A.7 - M5A.4 (121m) 900mm	
CC-1020	M5A.8 - M5A.1 (246m) 600mm	8	0%			28.6.2017, M5A.8 - M5A.1 (246m) 600mm	
CC-0990	M5A.4 - M5A.1 (117m) 300mm	17	100%			22.6.2017	
CC-0980	M5A.7 - M5A.4 (112m) 450mm	17	100%			12.7.2017, M5A.7 - M5A.4 (112m) 450mm	
CC-1060	M47A.10 - M47A.4 (30m) 450mm	5	0%				24.8.2017
CC-1060	M47A.10 - M47A.7 (73m) 600mm	11	0%				30.8.2017, M47A.10 - M47A.4 (30m) 450mm
CC-1070	M47A.4 - M47A.4A (39m) 300mm	6	0%				7.9.2017, M47A.4 - M47A.4A (39m) 300mm
CC-1090	M47A.7 - M47A.6 (42m) 450mm	6	0%				30.8.2017
CC-1050	M4B.8 - M47A.10 (14m) 750mm	2	0%				20.9.2017
CC-1053	M4B.8 - M4B.10 (59m) 1050mm	8	0%				27.8.2017
CC-1130	M3B.9 - M3B.3 (112m) 600mm	16	0%				2.9.2017, M3B.9 - M3B.3 (112m) 600mm
CC-1120	M3B.9 - M3B.7 (71m) 1050mm	11	0%				14.8.2017, M3B.9 - M3B.7 (71m) 1050mm
CC-1110	M3B.9 - M3B.9 (21m) 1200mm	3	0%				29.7.2017
CC-1103	M3B.6 - M3B.5 (17m) 750mm	3	0%				1.8.2017, M3B.6 - M3B.5 (17m) 750mm
CC-1100	M4A.7 - M4A.1 (40m) 300mm	6	0%				25.7.2017, M4A.7 - M4A.1 (40m) 300mm
CC-1140	M3B.7 - M31A.5 (71m) 900mm	11	0%				4.9.2017
CC-1145	M7A.7 - M31A.2 (122m) 750mm	15	0%				16.9.2017
CC-1200	M3B.3 - M3B.1 (50m) 450mm	8	0%				21.7.2017
CC-1220	M3B.4 - M3B.3 (36m) 450mm	6	0%				29.7.2017, M3B.4 - M3B.3 (36m) 450mm
CC-1210	M3B.5 - M3B.4 (25m) 600mm	5	0%				17.8.2017
CC-1200	M3B.7 - M3B.5 (70m) 750mm	10	0%				23.8.2017, M3B.7 - M3B.5 (70m) 750mm
CC-1340	M7A.2 - M7A.1 (61m) 300mm	9	0%				10.8.2017, M7A.2 - M7A.1 (61m) 300mm
CC-1350	M7A.5 - M7A.2 (89m) 600mm	13	0%				15.9.2017
CC-1320	M5B.7 - M5B.8 (27m) 300mm	4	0%				24.8.2017
CC-1330	M5B.8 - M5B.9 (35m) 450mm	5	0%				28.8.2017, M5B.7 - M5B.8 (27m) 300mm
CC-1000	FMH1510-FM1507 (53m dia 300mm)	13	0%				23.8.2017
CC-1010	FMH006-FM009 (67m dia 300)	14	0%				7.9.2017, FMH1510-FM1507 (53m dia 300mm)
CC-1020	FMH008-FM1013 (54m dia 300)	11	0%				8.9.2017

■ Remaining Level of Effort
 ■ Actual Work
 ■ Critical Remaining ...
■ Actual Level of Effort
 ■ Remaining Work
 ◆ ◆ Milestone

Date	Revision	Checked	Approved
22.6.2017	Monthly Progress 35		

HKBCF Infrastructure (Western Portion) - Monthly Progress 35 - Three Month Rolling Programme

Activity ID	Activity Name	Original Duration	% Comp.	2017	2017	2017	2017	
				Jun	Jul	Aug	Sep	
 sewer Rising Main								
From Portion H to Portion G								
WM-0030	Raising main C&D (CH100-CH250) - Installation	42	0%				9.9.2017	
WM-0010	Raising main C&D (CH4-CH100) - Installation	18	0%			18.8.2017	9.9.2017, Raising main C&D (CH4-CH100) - Installation	
WM-0020	Raising main C&D (CH4-CH100) - Testing & backfill	14	0%				9.9.2017, 26.9.2017	
Branch, Collector drain, Gully & U-channel								
Portion A & B								
D4-0220	Branch, Gully, U-channel & C. drain - portion A	60	28.33%			11.8.2017	Branch, Gully, U-channel & C. drain - portion A	
Watermain								
Fresh Watermain								
Portion D2 (Site entrance)								
WM-1150	Fresh main J DN400 (CH0-CH200) - Installation	17	0%				9.9.2017, Fresh main J DN400 (CH0-CH200) - Installation	
WM-1170	Fresh main J DN400 (CH0-CH200) - Testing & backfill	14	0%			18.8.2017	9.9.2017, 26.9.2017	
WM-1180	Fresh main K DN450 (CH0-CH200) - Installation	17	0%				9.9.2017, 26.9.2017	
WM-1190	Fresh main K DN450 (CH0-CH200) - Testing & backfill	14	0%				26.9.2017	
Portion D1 (Chimney)								
WM-1030	Fresh main H DN300 (CH400-CH700) - Installation	26	0%				25.9.2017	
Portion A								
WM-1240	Fresh main H DN300 (CH700-CH1200) - Installation	42	0%	22.6.2017		10.8.2017	Fresh main H DN300 (CH700-CH1200) - Installation	
WM-1250	Fresh main J DN400 (CH500-CH900) - Installation	14	0%	22.6.2017	8.7.2017		Fresh main J DN400 (CH500-CH900) - Installation	
WM-1260	Fresh main K DN400 (CH500-CH615) - Installation	15	0%	22.6.2017	10.7.2017		Fresh main K DN400 (CH500-CH615) - Installation	
WM-1300	Fresh main P NS250 (CH217-CH50) - Installation	14	0%	22.6.2017	8.7.2017		Fresh main P NS250 (CH217-CH50) - Installation	
Portion B								
WM-1320	Fresh main L DN300 (CH0-CH300) - Installation	23	0%				8.9.2017	
Portion C2								
WM-1100	Fresh main H NS315 (CH1500-CH1600) - Installation	30	0%				11.9.2017	
Flushing Watermain								
Portion B								
WM-2000	Flushing main H NS250 (CH640-CH250) - Installation	16	0%				27.9.2017	
Utilities								
Utilities & Ducting								
Portion D2 (Site entrance)								
UT-1110	Tel Duct canal common draw pit	28	0%				8.8.2017, Tel Duct canal common draw pit	
UT-1240	Tel Duct for Retaining wall at Bridge 2	56	63.64%		10.7.2017		11.7.2017, Tel Duct for Retaining wall at Bridge 2	
UT-1120	Tel Duct from Site Entrance to Portion D1	120	0%				7.8.2017	
Portion A (Subsea CLP sub-station)								
UT-1250	Tel Duct for Abutment A301 at Bridge 3	26	16.9%	17.6.2017 A			15.7.2017, Tel Duct for Abutment A301 at Bridge 3	
UT-1100	Tel Duct from Site Entrance to Portion A	60	0%		15.7.2017		13.9.2017, Tel Duct from Site Entrance	
Road Works								
Streamside Works								
Bridge Area (Waterproofing & base course)								
RW-1030	SOL101 (CH1359-CH1735) Bridge 1	32	0%				13.9.2017, 25.9.2017, 25.9.2017	
RW-1030	SOL103 (CH286-CH463) Bridge 3	10	0%				18.7.2017	
RW-1012	SOL200 (CH1633-CH16963) Bridge 2b North	32	0%				23.7.2017, SOL200 (CH1633-CH16963) Bridge 2b North	
RW-1014	SOL200 (CH1633-CH16963) Bridge 2c North	16	100%				27.6.2017, SOL200 (CH1633-CH16963) Bridge 2c North	
RW-1022	SOL200R (CH1633-CH16963) Bridge 2c South	32	0%				18.7.2017	
RW-1024	SOL200R (CH1633-CH16963) Bridge 2c South	16	0%	22.6.2017	11.7.2017	3.8.2017	9.9.2017, SOL200R (CH1633-CH16963) Bridge 2c South	
RW-1040	SOL206 (CH516-CH574) Bridge 6	14	0%				21.9.2017	
RW-1040	SOL311 (CH1377-CH1623) Bridge 7	18	0%			22.8.2017	12.9.2017, SOL311 (CH1377-CH1623)	
Road Furniture & Fit out								
Road Lighting Design & Submission								
RW-2030	Order & delivery of lighting material for remaining area	120	69.17%			4.8.2017	Order & delivery of lighting material for remaining area	
Lighting & road furniture for Portion H								
RW-1650	Wearing & Friction Course for Bridge 1a	21	100%				20.6.2017 A, Wearing & Friction Course for Bridge 1a	
Landscaping								
Sublet & design of Irrigation system								
RW-2040	Order & delivery of Pipe material to site	120	25.83%				18.9.2017, Order & deliv	

Appendix D

Event and Action Plan

Event/Action Plan for Air Quality

EVENT	ACTION			
	ET	IEC	ER	CONTRACTOR
ACTION LEVEL				
1. Exceedance for one sample	<ol style="list-style-type: none"> 1. Identify source, investigate the causes of exceedance and propose remedial measures; 2. Inform IEC and ER; 3. Repeat measurement to confirm finding; 4. Increase monitoring frequency to daily. 	<ol style="list-style-type: none"> 1. Check monitoring data submitted by ET; 2. Check Contractor's working method. 	<ol style="list-style-type: none"> 1. Notify Contractor. 	<ol style="list-style-type: none"> 1. Rectify any unacceptable practice; 2. Amend working methods if appropriate.
2. Exceedance for two or more consecutive samples	<ol style="list-style-type: none"> 1. Identify source; 2. Inform IEC and ER; 3. Advise the ER on the effectiveness of the proposed remedial measures; 4. Repeat measurements to confirm findings; 5. Increase monitoring frequency to daily; 6. Discuss with IEC and Contractor on remedial actions required; 7. If exceedance continues, arrange meeting with IEC and ER; 8. If exceedance stops, cease additional monitoring. 	<ol style="list-style-type: none"> 1. Check monitoring data submitted by ET; 2. Check Contractor's working method; 3. Discuss with ET and Contractor on possible remedial measures; 4. Advise the ER on the effectiveness of the proposed remedial measures; 5. Supervise implementation of remedial measures. 	<ol style="list-style-type: none"> 1. Confirm receipt of notification of failure in writing; 2. Notify Contractor; 3. Ensure remedial measures properly implemented. 	<ol style="list-style-type: none"> 1. Submit proposals for remedial to ER within 3 working days of notification; 2. Implement the agreed proposals; 3. Amend proposal if appropriate.



EVENT	ACTION			
	ET	IEC	ER	CONTRACTOR
LIMIT LEVEL				
1. Exceedance for one sample	<ol style="list-style-type: none"> 1. Identify source, investigate the causes of exceedance and propose remedial measures; 2. Inform ER, Contractor and EPD; 3. Repeat measurement to confirm finding; 4. Increase monitoring frequency to daily; 5. Assess effectiveness of Contractor's remedial actions and keep IEC, EPD and ER informed of the results. 	<ol style="list-style-type: none"> 1. Check monitoring data submitted by ET; 2. Check Contractor's working method; 3. Discuss with ET and Contractor on possible remedial measures; 4. Advise the ER on the effectiveness of the proposed remedial measures; 5. Supervise implementation of remedial measures. 	<ol style="list-style-type: none"> 1. Confirm receipt of notification of failure in writing; 2. Notify Contractor; 3. Ensure remedial measures properly implemented. 	<ol style="list-style-type: none"> 1. Take immediate action to avoid further exceedance; 2. Submit proposals for remedial actions to IEC within 3 working days of notification; 3. Implement the agreed proposals; 4. Amend proposal if appropriate.
2. Exceedance for two or more consecutive samples	<ol style="list-style-type: none"> 1. Notify IEC, ER, Contractor and EPD; 2. Identify source; 3. Repeat measurement to confirm findings; 4. Increase monitoring frequency to daily; 5. Carry out analysis of Contractor's working procedures to determine possible mitigation to be implemented; 6. Arrange meeting with IEC and ER to discuss the remedial actions to be taken; 7. Assess effectiveness of Contractor's remedial actions and keep IEC, EPD and ER informed of the results; 8. If exceedance stops, cease additional monitoring. 	<ol style="list-style-type: none"> 1. Discuss amongst ER, ET, and Contractor on the potential remedial actions; 2. Review Contractor's remedial actions whenever necessary to assure their effectiveness and advise the ER accordingly; 3. Supervise the implementation of remedial measures. 	<ol style="list-style-type: none"> 1. Confirm receipt of notification of failure in writing; 2. Notify Contractor; 3. In consultation with the IEC, agree with the Contractor on the remedial measures to be implemented; 4. Ensure remedial measures properly implemented; 5. If exceedance continues, consider what portion of the work is responsible and instruct the Contractor to stop that portion of work until the exceedance is abated. 	<ol style="list-style-type: none"> 1. Take immediate action to avoid further exceedance; 2. Submit proposals for remedial actions to IEC within 3 working days of notification; 3. Implement the agreed proposals; 4. Resubmit proposals if problem still not under control; 5. Stop the relevant portion of works as determined by the ER until the exceedance is abated.

Event / Action Plan for Construction Noise Monitoring

EVENT	ACTION			
	ET	IEC	ER	CONTRACTOR
Action Level	<ol style="list-style-type: none"> 1. Notify IEC and Contractor; 2. Identify source, investigate the causes of exceedance and propose remedial measures; 3. Report the results of investigation to the IEC, ER and Contractor; 4. Discuss with the Contractor and formulate remedial measures; 5. Increase monitoring frequency to check mitigation effectiveness. 	<ol style="list-style-type: none"> 1. Review the analysed results submitted by the ET; 2. Review the proposed remedial measures by the Contractor and advise the ER accordingly; 3. Supervise the implementation of remedial measures. 	<ol style="list-style-type: none"> 1. Confirm receipt of notification of failure in writing; 2. Notify Contractor; 3. Require Contractor to propose remedial measures for the analysed noise problem; 4. Ensure remedial measures are properly implemented. 	<ol style="list-style-type: none"> 1. Submit noise mitigation proposals to IEC; 2. Implement noise mitigation proposals.
Limit Level	<ol style="list-style-type: none"> 1. Inform IEC, ER, EPD and Contractor; 2. Identify source; 3. Repeat measurements to confirm findings; 4. Increase monitoring frequency; 5. Carry out analysis of Contractor's working procedures to determine possible mitigation to be implemented; 6. Inform IEC, ER and EPD the causes and actions taken for the exceedances; 7. Assess effectiveness of Contractor's remedial actions and keep IEC, EPD and ER informed of the results; 8. If exceedance stops, cease additional monitoring. 	<ol style="list-style-type: none"> 1. Discuss amongst ER, ET, and Contractor on the potential remedial actions; 2. Review Contractor's remedial actions whenever necessary to assure their effectiveness and advise the ER accordingly; 3. Supervise the implementation of remedial measures. 	<ol style="list-style-type: none"> 1. Confirm receipt of notification of failure in writing; 2. Notify Contractor; 3. Require Contractor to propose remedial measures for the analysed noise problem; 4. Ensure remedial measures properly implemented; 5. If exceedance continues, consider what portion of the work is responsible and instruct the Contractor to stop that portion of work until the exceedance is abated. 	<ol style="list-style-type: none"> 1. Take immediate action to avoid further exceedance; 2. Submit proposals for remedial actions to IEC within 3 working days of notification; 3. Implement the agreed proposals; 4. Resubmit proposals if problem still not under control; 5. Stop the relevant portion of works as determined by the ER until the exceedance is abated.

Event and Action Plan for Water Quality

Event	ET Leader	IEC	ER	Contractor
Action level being exceeded by one sampling day	<ol style="list-style-type: none"> 1. Repeat in situ measurement on next day of exceedance to confirm findings 2. Identify source(s) of impact 3. Inform IEC, contractor and ER 4. Check monitoring data, all plant, equipment and Contractor's working methods 	<ol style="list-style-type: none"> 1. Confirm receipt of notification of noncompliance in writing 2. Notify Contractor 	<ol style="list-style-type: none"> 1. Confirm receipt of notification of noncompliance in writing 2. Notify Contractor 	<ol style="list-style-type: none"> 1. Inform the ER and confirm notification of the noncompliance in writing 2. Rectify unacceptable practice 3. Amend working methods if appropriate.
Action level being exceeded by two or more consecutive sampling days	<ol style="list-style-type: none"> 1. Repeat in situ measurement to confirm findings 2. Identify source(s) of impact 3. Inform IEC, Contractor and ER 4. Check monitoring data, all plant, equipment and Contractor's working methods 5. Discuss mitigation measures with IEC, ER and Contractor 6. Ensure mitigation measures are implemented 7. Increase the monitoring frequency to daily until no exceedance of Action level; 8. Repeat measurement on next day of exceedance to confirm findings. 	<ol style="list-style-type: none"> 1. Check monitoring data submitted by ET and Contractor's working method 2. Discuss with ET and Contractor on possible remedial actions 3. Review the proposed mitigation measures submitted by Contractor and advise the ER accordingly 4. Assess the effectiveness of the implemented mitigation measures. 	<ol style="list-style-type: none"> 1. Confirm receipt of notification of noncompliance in writing 2. Discuss with IEC on the proposed mitigation measures 3. Make agreement on mitigation measures to be implemented 4. Ensure mitigation measures are properly implemented 5. Assess the effectiveness of the implemented mitigation measures 	<ol style="list-style-type: none"> 1. Inform the Engineer and confirm notification of the noncompliance in writing; 2. Rectify unacceptable practice 3. Check all plant and equipment and consider changes of working methods 4. Discuss with ET and IEC on possible remedial actions and propose mitigation measures to IEC and ER within 3 working days of notification 5. Implement the agreed mitigation measures 6. Amend working methods if appropriate

<p>Limit level being exceeded by one sampling day</p>	<ol style="list-style-type: none"> 1. Repeat in-situ measurement to confirm findings 2. Identify source(s) of impact 3. Inform IEC, Contractor, ER and EPD 4. Check monitoring data, all plant, equipment and Contractor's working methods 5. Discuss mitigation measures with IEC, ER and Contractor 6. Ensure mitigation measures are implemented 7. Increase the monitoring frequency to daily until no exceedance of Limit level 	<ol style="list-style-type: none"> 1. Check monitoring data submitted by ET and Contractor's working method 2. Discuss with ET and Contractor on possible remedial actions 3. Review the proposed mitigation measures submitted by Contractor and advise the ER accordingly 4. Assess the effectiveness of the implemented mitigation measures 	<ol style="list-style-type: none"> 1. Confirm receipt of notification of failure in writing 2. Discuss with IEC, ET and Contractor on the proposed mitigation measures 3. Request Contractor to critically review the working methods 4. Ensure mitigation measures are properly implemented 5. Assess the effectiveness of the implemented mitigation measures 	<ol style="list-style-type: none"> 1. Inform the ER and confirm notification of the noncompliance in writing 2. Rectify unacceptable practice 3. Check all plant and equipment and consider changes of working methods 4. Submit proposal of mitigation measures to ER within 3 working days of notification and discuss with ET, IEC and ER 5. Implement the agreed mitigation measures 6. Amend working methods if appropriate
<p>Limit level being exceeded by two or more consecutive sampling days</p>	<ol style="list-style-type: none"> 1. Repeat in-situ measurement to confirm findings 2. Identify source(s) of impact 3. Inform IEC, contractor, ER and EPD 4. Check monitoring data, all plant, equipment and Contractor's working methods 5. Discuss mitigation measures with IEC, ER and Contractor 6. Ensure mitigation measures are implemented 7. Increase the monitoring frequency to daily until no exceedance of Limit level for two consecutive days 	<ol style="list-style-type: none"> 1. Check monitoring data submitted by ET and Contractor's working method 2. Discuss with ET and Contractor on possible remedial actions 3. Review the Contractor's mitigation measures whenever necessary to assure their effectiveness and advise the ER accordingly. 	<ol style="list-style-type: none"> 1. Confirm receipt of notification of failure in writing 2. Discuss with IEC, ET and Contractor on the proposed mitigation measures 3. Request Contractor to critically review the working methods 4. Make agreement on the mitigation measures to be implemented 5. Ensure mitigation measures are properly implemented 6. Assess the effectiveness of the implemented mitigation measures 7. Consider and instruct, if necessary, the Contractor to slow down or to stop all or part of the construction activities until no exceedance of Limit level. 	<ol style="list-style-type: none"> 1. Inform the ER and confirm notification of the noncompliance in writing 2. Take immediate action to avoid further exceedance 3. Rectify unacceptable practice 4. Check all plant and equipment and consider changes of working methods 5. Submit proposal of mitigation measures to ER within 3 working days of notification and discuss with ET, IEC and ER 6. Implement the agreed mitigation measures 7. Resubmit proposals of mitigation measures if problem still not under control; 8. As directed by the engineer, to slow down or to stop all or part of the construction activities until no exceedance of Limit level.

Event / Action Plan for Dolphin Monitoring

Event	ET Leader	IEC	ER / SOR	Contractor
Action Level	<ol style="list-style-type: none"> 1. Repeat statistical data analysis to confirm findings; 2. Review all available and relevant data, including raw data and statistical analysis results of other parameters covered in the EM&A, to ascertain if differences are as a result of natural variation or previously observed seasonal differences; 3. Identify source(s) of impact; 4. Inform the IEC, ER/SOR and Contractor; 5. Check monitoring data. 6. Review to ensure all the dolphin protective measures are fully and properly implemented and advise on additional measures if necessary. 	<ol style="list-style-type: none"> 1. Check monitoring data submitted by ET and Contractor; 2. Discuss monitoring results and finding with the ET and the Contractor. 	<ol style="list-style-type: none"> 1. Discuss monitoring with the IEC and any other measures proposed by the ET; 2. If ER/SOR is satisfied with the proposal of any other measures, ER/SOR to signify the agreement in writing on the measures to be implemented. 	<ol style="list-style-type: none"> 1. Inform the ER/SOR and confirm notification of the non-compliance in writing; 2. Discuss with the ET and the IEC and propose measures to the IEC and the ER/SOR; 3. Implement the agreed measures.
Limit Level	<ol style="list-style-type: none"> 1. Repeat statistical data analysis to confirm findings; 2. Review all available and relevant data, including raw data and statistical analysis results of other parameters covered in the EM&A, to ascertain if differences are as a result of natural variation or previously observed seasonal differences; 3. Identify source(s) of impact; 4. Inform the IEC, ER/SOR and Contractor of findings; 5. Check monitoring data; 6. Repeat review to ensure all the dolphin protective measures are fully and properly implemented and advise on additional measures if necessary. 7. If ET proves that the source of impact is caused by any of the construction activity by the works contract, ET to arrange a meeting to discuss with IEC, ER/SOR and Contractor the necessity of additional dolphin monitoring and/or any other potential mitigation measures (e.g., consider to modify the perimeter silt curtain or consider to control/temporarily stop relevant construction activity etc.) and submit to IEC a proposal of additional dolphin monitoring and/or mitigation measures where necessary. 	<ol style="list-style-type: none"> 1. Check monitoring data submitted by ET and Contractor; 2. Discuss monitoring results and findings with the ET and the Contractor; 3. Attend the meeting to discuss with ET, ER/SOR and Contractor the necessity of additional dolphin monitoring and any other potential mitigation measures. 4. Review proposals for additional monitoring and any other mitigation measures submitted by ET and Contractor and advise ER/SOR of the results and findings accordingly. 5. Supervise / Audit the implementation of additional monitoring and/or any other mitigation measures and advise ER/SOR the results and findings accordingly. 	<ol style="list-style-type: none"> 1. Attend the meeting to discuss with ET, IEC and Contractor the necessity of additional dolphin monitoring and any other potential mitigation measures. 2. If ER/SOR is satisfied with the proposals for additional dolphin monitoring and/or any other mitigation measures submitted by ET and Contractor and verified by IEC, ER/SOR to signify the agreement in writing on such proposals and any other mitigation measures. 3. Supervise the implementation of additional monitoring and/or any other mitigation measures. 	<ol style="list-style-type: none"> 1. Inform the ER/SOR and confirm notification of the non-compliance in writing; 2. Attend the meeting to discuss with ET, IEC and ER/SOR the necessity of additional dolphin monitoring and any other potential mitigation measures. 3. Jointly submit with ET to IEC a proposal of additional dolphin monitoring and/or any other mitigation measures when necessary. 4. Implement the agreed additional dolphin monitoring and/or any other mitigation measures.

Appendix E

Waste Flow Table



China Harbour Engineering Company Limited

Monthly Summary Waste Flow Table for 2017 (year)

 Name of Person completing the record: Paper CHAN / EO

Project : Hong Kong – Zhuhai – Macao Bridge, Hong Kong Crossing Boundary Facilities – Infrastructure Works Stage I (Western Portion)

Contract No.: HY/2013/02

Month	Actual Quantities of Inert C&D Materials Generated Monthly						Actual Quantities of C&D Wastes Generated Monthly				
	Total Quantity Generated	Hard Rock and Large Broken Concrete (see Note 1)	Reused in the Contract	Reused in other Projects	Disposed as Public Fill	Imported Fill	Metals	Paper/ cardboard packaging	Plastics (see Note 2)	Chemical Waste	Others, e.g. general refuse (see Note 3)
	(in '000m ³)	(in '000m ³)	(in '000m ³)	(in '000m ³)	(in '000m ³)	(in '000m ³)	(in '000 kg)	(in '000kg)	(in '000kg)	(in '000kg)	(in '000 m ³)
Jan	0	0	0	0	0	0	0	0.0950	0	0	0.1755
Feb	0.4950	0	0	0	0.4950	5.4450	0	0.1800	0.0248	0	0.1105
Mar	0.0400	0	0	0	0.0400	0	0	0	0	0	0.2145
Apr	0	0	0	0	0	0	52.090	0.1800	0	0	0.2535
May	0	0	0	0	0	0	0	0	0.5880	0	0.3445
Jun	0	0	0	0	0	0	187.510	0.1600	1.6800	0	0.3380
Sub-total	0.5350	0	0	0	0.5350	5.4450	239.600	0.6150	2.2928	0	1.4365
Jul											
Aug											
Sep											
Oct											
Nov											
Dec											
Total	0.5350	0	0	0	0.5350	5.4450	239.600	0.6150	2.2928	0	1.4365

- Notes:
- (1) The waste flow table shall also include C&D materials that are specified in the Contract to be imported for use at the Site.
 - (2) Plastics refer to plastic bottles/containers, plastic sheets/ foam from packaging materials.
 - (3) Broken concrete for recycling into aggregates.



China Harbour Engineering Company Limited

Monthly Summary of Marine Sediment for 2017

Month	a. Volume of Marine Sediment Generated	b. Volume of Marine Sediment Disposed (m ³)	c. Estimated Volume of Marine Sediment Stored on
Jan	0	0	0 ^(*)
Feb	88	88	0
Mar	0	0	0
Apr	624	624	0
May	0	0	0
Jun	1432	1432	0
Jul			
Aug			
Sep			
Oct			
Nov			
Dec			
Total	2144	2144	0

Note:* The volume of marine sediment disposed is measured by barge load while the volume of marine sediment generated and stored on site is a rough estimation. The accurate volume of marine sediment excavated was hardly measured and thus tiny difference between the volume of marine sediment disposed and the volume of marine sediment generated would be existed. Therefore, after on-site checking by the Contractor and confirmed by RSS that the final estimated quantity of marine sediment stored at site in 2016 is 0 m³ instead of 1422 m³.

Appendix F

Environmental Licenses and Permits

Environmental Licenses and Permits

Item No.	Type of Permit / Licence	Reference No.	Application Date	Date of Issue	Date of Expiry	Remark
1	Environmental Permit under EIAO	EP-353/2009/K	24 Mar 2016	11 Apr 2016	NA	Issued
2	Construction Dust Notification (Western Portion)	Acknowledge Receipt: 377883	5 Aug 2014	11 Aug 2014	NA	Notified
3	Construction Dust Notification (Works Area WA3)	Acknowledge Receipt: 377884	5 Aug 2014	18 Aug 2014	NA	Notified
4	Construction Waste Disposal Account	Billing Account No.: 7020516	5 Aug 2014	15 Aug 2014	NA	Account approved
5	Registration as a Chemical Waste Producer (Works Area WA3)	Waste Producer Number (WPN): 5213-961-C1186-23	1 Sep 2014	17 Oct 2014	NA	Registration completed
6	Discharge License under WPCO (Works Area WA3)	License No.: WT00020194-2014	21 Aug 2014	27 Oct 2014	31 Oct 2019	License approved
7	Registration as a Chemical Waste Producer (Western Portion)	Waste Producer Number (WPN): 5213-961-C1186-27	20 Oct 2014	24 Nov 2014	NA	Registration completed
8	Discharge License under WPCO (Western Portion)	License No.: WT00020597-2014	25 Sep 2014	16 Mar 2015	31 Mar 2020	License approved
9	Construction Noise Permit under NCO for HKBCF(Western Portion)	License No.: GW-RS0309-17	21 Mar 2017	3 Apr 2017	4 Sep 2017	Permit Approved
10	Construction Noise Permit under NCO for HKBCF(Western Portion)	License No.: GW-RS0546-17	9 Jun 2017	23 Jun 2017	22 Oct 2017	Permit Approved

Appendix G

Implementation Schedule for Environmental Mitigation Measures (EMIS)

Environmental Mitigation Implementation Schedule – Hong Kong Boundary Crossing Facilities (Superstructures and Infrastructures)

EIA Ref.	EM&A Log Ref	Environmental Mitigation Measures	Objectives of the Recommended Measures & Main Concerns to address	Who to implement the measures?	Location	When to implement the measures?	What requirements or standards for the measure to achieve?	Implementation Status
Air Quality								
S5.5.6.1 of HKBCFEIA	A1	The contractor shall follow the procedures and requirements given in the Air Pollution Control (Construction Dust) Regulation	Good construction site practices to control the dust impact at the nearby sensitive receivers to within the relevant criteria	Contractor	All construction sites	Construction stage	To control the dust impact to within the HKAQO and TM-EIA criteria(Ref. 1-hr and 24 hr TSP levels are $500\mu\text{gm}^{-3}$ and $260\mu\text{gm}^{-3}$, respectively)	V
S5.5.6.2 of HKBCFEIA and S4.8.1 of TKCLKLEIA	A2	<p>Proper watering of exposed spoil should be undertaken throughout the construction phase:</p> <ul style="list-style-type: none"> - Any excavated or stockpile of dusty material should be covered entirely by impervious sheeting or sprayed with water to maintain the entire surface wet and then removed or backfilled or reinstated where practicable within 24 hours of the excavation or unloading; - Any dusty materials remaining after a stockpile is removed should be wetted with water and cleared from the surface of roads; - A stockpile of dusty material should not be extended beyond the pedestrian barriers, fencing or traffic cones. - Where practicable, vehicle washing facilities with high pressure water jet should be provided at every discernible or designated vehicle exit point. The area where vehicle washing takes place and the road section between the washing facilities and the exit point should be paved with concrete, bituminous materials or hardcores; - When there are open excavation and reinstatement works, hoarding of not less than 2.4m high should be provided as far as practicable along the site boundary with provision for public crossing. Good site practice 	Good construction site practices to control the dust impact at the nearby sensitive receivers to within the relevant criteria	Contractor	All construction sites	Construction stage	To control the dust impact to within the HKAQO and TM-EIA criteria(Ref. 1-hr and 24 hr TSP levels are $500\mu\text{gm}^{-3}$ and $260\mu\text{gm}^{-3}$, respectively)	V

EIA Ref.	EM&A Log Ref	Environmental Mitigation Measures	Objectives of the Recommended Measures & Main Concerns to address	Who to implement the measures?	Location	When to implement the measures?	What requirements or standards for the measure to achieve?	Implementation Status
		<p>shall also be adopted by the Contractor to ensure the conditions of the hoardings are properly maintained throughout the construction period;</p> <ul style="list-style-type: none"> - The portion of any road leading only to construction site that is within 30m of a vehicle entrance or exit should be kept clear of dusty materials; - Surfaces where any pneumatic or power-driven drilling, cutting, polishing or other mechanical breaking operation takes place should be sprayed with water or a dust suppression chemical continuously; - Any area that involves demolition activities should be sprayed with water or a dust suppression chemical immediately prior to, during and immediately after the activities so as to maintain the entire surface wet; - Where a scaffolding is erected around the perimeter of a building under construction, effective dust screens, sheeting or netting should be provided to enclose the scaffolding from the ground floor level of the building, or a canopy should be provided from the first floor level up to the highest level of the scaffolding; - Any skip hoist for material transport should be totally enclosed by impervious sheeting; - Every stock of more than 20 bags of cement or dry pulverised fuel ash (PFA) should be covered entirely by impervious sheeting or placed in an area sheltered on the top and the 3 sides; - Cement or dry PFA delivered in bulk should be stored in a closed silo fitted with an audible high level alarm which is interlocked with the material filling line and no overfilling is allowed; 						

EIA Ref.	EM&A Log Ref	Environmental Mitigation Measures	Objectives of the Recommended Measures & Main Concerns to address	Who to implement the measures?	Location	When to implement the measures?	What requirements or standards for the measure to achieve?	Implementation Status
		<ul style="list-style-type: none"> - Loading, unloading, transfer, handling or storage of bulk cement or dry PFA should be carried out in a totally enclosed system or facility, and any vent or exhaust should be fitted with an effective fabric filter or equivalent air pollution control system; and - Exposed earth should be properly treated by compaction, turving, hydroseeding, vegetation planting or sealing with latex, vinyl, bitumen, shotcrete or other suitable surface stabiliser within six months after the last construction activity on the construction site or part of the construction site where the exposed earth lies. 						
S5.5.6.3 of HKBCFEIA and S4.8.1 of TKCLKLEIA	A3	The Contractor should undertake proper watering on all exposed spoil and associated work areas (with at least 8 times per day) throughout the construction phase.	Control construction dust	Contractor	All construction sites	Construction stage	To control the dust impact	V
S5.5.6.4 of HKBCFEIA	A4	Engineer to incorporate the controlled measures into the Particular Specification (PS) for the civil work. The PS should also draw the contractor's attention to relevant latest Practice notes issued by EPD.	Control construction dust	Engineer	All construction sites	Design Stage	Air pollution Control (Construction Dust) Regulation	V
S5.5.6.4 of HKBCFEIA and S4.11 of TKCLKLEIA	A5	Implement regular dust monitoring under EM&A programme during the construction stage.	Monitor the 24hr and 1hr TSP levels at the representative dust monitoring stations to ensure compliance with relevant criteria throughout the construction period.	Contractor of Contract No. HY/2010/02 and Contractor of Contract No. HY/2011/03	Selected representative dust monitoring station	Construction stage	<ul style="list-style-type: none"> - Air Pollution Control (Construction Dust) Regulation - To control the dust impact to within the HKAQO and TM-EIA criteria(Ref. 1-hr and 24 hr TSP levels are $500\mu\text{gm}^{-3}$ and $260\mu\text{gm}^{-3}$, respectively) 	V

EIA Ref.	EM&A Log Ref	Environmental Mitigation Measures	Objectives of the Recommended Measures & Main Concerns to address	Who to implement the measures?	Location	When to implement the measures?	What requirements or standards for the measure to achieve?	Implementation Status
S5.5.7.1 of HKBCFEIA	A6	<p>The following mitigation measures should be adopted to prevent fugitive dust emissions for concrete batching plant:</p> <p>Loading, unloading, handling, transfer or storage of any dusty materials should be carried out in totally enclosed system;</p> <p>All dust-laden air or waste gas generated by the process operations should be properly extracted and vented to fabric filtering system to meet the emission limits for TSP;</p> <p>Vents for all silos and cement/ pulverised fuel ash (PFA) weighing scale should be fitted with fabric filtering system;</p> <p>The materials which may generate airborne dusty emissions should be wetted by water spray system;</p> <p>All receiving hoppers should be enclosed on three sides up to 3m above unloading point;</p> <p>All conveyor transfer points should be totally enclosed;</p> <p>All access and route roads within the premises should be paved and wetted; and</p> <p>Vehicle cleaning facilities should be provided and used by all concrete trucks before leaving the premises to wash off any dust on the wheels and/or body.</p>	<p>Monitor the 24hr and 1hr TSP levels at the representative dust monitoring stations to ensure compliance with relevant criteria throughout the construction period.</p>	Contractor	Selected representative dust monitoring station	Construction stage	<p>Air Pollution Control (Construction Dust) Regulation</p> <ul style="list-style-type: none"> - To control the dust impact to within the HKAQO and TM-EIA criteria(Ref. 1-hr and 24 hr TSP levels are $500\mu\text{gm}^{-3}$ and $260\mu\text{gm}^{-3}$, respectively) 	N/A

EIA Ref.	EM&A Log Ref	Environmental Mitigation Measures	Objectives of the Recommended Measures & Main Concerns to address	Who to implement the measures?	Location	When to implement the measures?	What requirements or standards for the measure to achieve?	Implementation Status
S5.5.2.7 of HKBCFEIA	A7	<p>The following mitigation measures should be adopted to prevent fugitive dust emissions at barging point:</p> <p>All road surface within the barging facilities will be paved;</p> <p>Dust enclosures will be provided for the loading ramp;</p> <p>Vehicles will be required to pass through designated wheels wash facilities; and</p> <p>Continuous water spray at the loading points.</p>	Control construction dust	Contractor	All construction sites	Construction stage	Air Pollution Control (Construction Dust) Regulation	N/A (Construction in process)
Construction Noise (Air borne)								
S6.4.10 of HKBCFEIA	N1	<p>Use of good site practices to limit noise emissions by considering the following:</p> <ul style="list-style-type: none"> - only well-maintained plant should be operated on-site and plant should be serviced regularly during the construction programme; - machines and plant (such as trucks, cranes) that may be in intermittent use should be shut down between work periods or should be throttled down to a minimum; - plant known to emit noise strongly in one direction, where possible, be orientated so that the noise is directed away from nearby NSRs; - silencers or mufflers on construction equipment should be properly fitted and maintained during the construction works; - mobile plant should be sited as far 	Control construction airborne noise by means of good site practices	Contractor	All construction sites	Construction stage	Noise Control Ordinance	V

EIA Ref.	EM&A Log Ref	Environmental Mitigation Measures	Objectives of the Recommended Measures & Main Concerns to address	Who to implement the measures?	Location	When to implement the measures?	What requirements or standards for the measure to achieve?	Implementation Status
		<p>away from NSRs as possible and practicable;</p> <ul style="list-style-type: none"> - material stockpiles, mobile container site office and other structures should be effectively utilised, where practicable, to screen noise from on-site construction activities. 						
S6.4.11 of HKBCFEIA	N2	Install temporary hoarding located on the site boundaries between noisy construction activities and NSRs. The conditions of the hoardings shall be properly maintained throughout the construction period.	Reduce the construction noise levels at low-level zone of NSRs through partial screening	Contractor	All construction sites	Construction stage	<ul style="list-style-type: none"> - Noise Control Ordinance - Annex 5, TM_EIA 	V
S6.4.12 of HKBCFEIA	N3	Install movable noise barriers (typically density 14kg/m ²), acoustic mat or full enclosure close to noisy plants including air compressor, generators, saw.	Screen the noisy plant items to be used at all construction sites	Contractor	For plant items listed in Appendix 6D of the EIA report at all construction sites	Construction stage	<ul style="list-style-type: none"> - Noise Control Ordinance - Annex 5, TM_EIA - 75dB(A) for residential premises - The movable barrier should achieve at least 5 dB(A) and the full enclosure should be designed to achieve 10dB(A) 	N/A
S6.4.13 of HKBCFEIA	N4	Select "Quiet plants" which comply with the BS 5228 Part 1 or TM standards.	Reduce the noise levels of plant items	Contractor	For plant items listed In Appendix 6D of the EIA report at all construction sites	Construction stage	<ul style="list-style-type: none"> - Noise Control Ordinance - Annex 5, TM_EIA 	V
S6.4.14 of HKBCFEIA	N5	Sequencing operation of construction plants where practicable.	Operate sequentially within the same work site to reduce the construction airborne noise	Contractor	All construction sites where practicable	Construction stage	<ul style="list-style-type: none"> - Noise Control Ordinance - Annex 5, TM_EIA 	V

EIA Ref.	EM&A Log Ref	Environmental Mitigation Measures	Objectives of the Recommended Measures & Main Concerns to address	Who to implement the measures?	Location	When to implement the measures?	What requirements or standards for the measure to achieve?	Implementation Status
S5.1 of TMCLKLEIA	N6	Implement a noise monitoring under EM&A programme.	Monitor the construction noise levels at selected representative locations	Contractor of Contract No. HY/2010/02	Selected representative noise monitoring station	Construction stage	<ul style="list-style-type: none"> - Noise Control Ordinance - Annex 5, TM_EIA - 75dB(A) for residential premises 	V
Sediment								
	S1	All dredged marine mud, which required Type 2 Confined Marine Disposal under Environment, Transport and Works Bureau Technical Circular (Works) No. 34/2002 Management of Dredged/Excavated Sediment, from the Project shall be disposed of inside the sheet pile cellular structures within the Project boundary.	Re-deposition of Contaminated Sediment	Contractor	Dredged Contaminated Sediment	Construction stage	<ul style="list-style-type: none"> - Waste Disposal Ordinance - ETWB TC 34/2002 	V
	S2	Before re-deposition the contaminated sediment, a layer of geotextile shall be placed at the bottom of the sheet pile cellular structures to avoid direct contact of the contaminated sediment and the bottom sediment.	Re-deposition of Contaminated Sediment	Contractor	Dredged Contaminated Sediment	Construction stage	<ul style="list-style-type: none"> - Waste Disposal Ordinance - ETWB TC 34/2002 	V
	S3	A minimum of 2m thick sand fill or public fill shall be placed on top of the contaminated sediment to protect and cover the sediment after redeposition.	Re-deposition of Contaminated Sediment	Contractor	Dredged Contaminated Sediment	Construction stage	<ul style="list-style-type: none"> - Waste Disposal Ordinance - ETWB TC 34/2002 	V

EIA Ref.	EM&A Log Ref	Environmental Mitigation Measures	Objectives of the Recommended Measures & Main Concerns to address	Who to implement the measures?	Location	When to implement the measures?	What requirements or standards for the measure to achieve?	Implementation Status
	S4	The contaminated sediment shall not be disturbed after re-deposition. No piling works or deep foundation which may disturb the contaminated sediment is allowed within the cellular structures.	Re-deposition of Contaminated Sediment	Contractor	Dredged Contaminated Sediment	Construction stage	<ul style="list-style-type: none"> - Waste Disposal Ordinance - ETWB TC 34/2002 	V
Waste management (Construction Waste)								
S12.6 of TMCLKLEIA	WM1	The Contractor shall identify a coordinator for the management of waste.	Proper implementation of WMP	Contractor	Contractor All construction sites	Construction stage		V
S12.6 of TMCLKLEIA	WM2	The Contractor shall apply for and obtain the appropriate licenses for the disposal of public fill, chemical waste and effluent discharges.	Proper control of wastes disposal in accordance to relevant ordinances	Contractor	All construction sites	Construction Stage	<ul style="list-style-type: none"> - Land (Miscellaneous Provisions) Ordinance (Cap28); - Waste Disposal Ordinance (Cap 354); - Dumping at Sea Ordinance (Cap 466); - Water Pollution Control Ordinance. 	V
S12.6 of TMCLKLEIA	WM3	EM&A of waste handling, storage, transportation, disposal procedures and documentation through the site audit programme shall be undertaken.	Ensure proper implementation mitigation measures stated in WMP	Contractor	All construction sites		Construction stage	V

EIA Ref.	EM&A Log Ref	Environmental Mitigation Measures	Objectives of the Recommended Measures & Main Concerns to address	Who to implement the measures?	Location	When to implement the measures?	What requirements or standards for the measure to achieve?	Implementation Status
S8.3.8 of HKBCFEIA and S12.6 of TMCLKLEIA	WM4	<p><u>Construction and Demolition Material</u></p> <p>The following mitigation measures should be implemented in handling the waste:</p> <ul style="list-style-type: none"> - Maintain temporary stockpiles and reuse excavated fill material for backfilling and reinstatement; - Carry out on-site sorting; - Make provisions in the Contract documents to allow and promote the use of recycled aggregates where appropriate; - Adopt 'Selective Demolition' technique to demolish the existing structures and facilities with a view to recovering broken concrete effectively for recycling purpose, where possible; - Implement a trip-ticket system for each works contract to ensure that the disposal of C&D materials are properly documented and verified; - Implement an enhanced Waste Management Plan similar to ETWBTC (Works) No. 19/2005 – "Environmental Management on Construction Sites" to encourage on-site sorting of C&D materials and to minimize their generation during the course of construction; - In addition, disposal of the C&D materials onto any sensitive locations such as agricultural lands, etc. should be avoided. The Contractor shall propose the final disposal sites to the Project Proponent and get its approval before implementation; - The surplus surcharge should be transferred to a fill bank. 	Good site practice to minimize and recycle the C&D material as far as practicable so as to reduce the amount for final disposal	Contractor	All construction site areas	Construction stage	<ul style="list-style-type: none"> - Land (Miscellaneous Provisions) Ordinance - Waste Disposal Ordinance - ETWB TC 19/2005 	V
S8.3.9 - S8.3.11 of	WM5	<u>C&D Waste</u>	Good site practice to minimize and recycle the	Contractor	All construction sites	Construction stage	<ul style="list-style-type: none"> - Land (Miscellaneous Provisions) 	V

EIA Ref.	EM&A Log Ref	Environmental Mitigation Measures	Objectives of the Recommended Measures & Main Concerns to address	Who to implement the measures?	Location	When to implement the measures?	What requirements or standards for the measure to achieve?	Implementation Status
HKBCFEIA and S12.6 of TMCLKLEIA		<ul style="list-style-type: none"> - Standard formwork or pre-fabrication should be used as far as practicable in order to minimise the arising of C&D materials. The use of more durable formwork or plastic facing for the construction works should be considered. Use of wooden hoardings should not be used, as in other projects. - Metal hoarding and falsework should be used to enhance the possibility of recycling. The purchasing of construction materials will be carefully planned in order to avoid over ordering and wastage. - The Contractor should recycle as much of the C&D materials as possible on-site. Public fill and C&D waste should be segregated and stored in different containers or skips to enhance reuse or recycling of materials and their proper disposal. Where practicable, concrete and masonry can be crushed and used as fill. Steel reinforcement bar can be used by scrap steel mills. Different areas of the sites should be considered for such segregation and storage. 	C&D material as far as practicable so as to reduce the amount for final disposal				<ul style="list-style-type: none"> - Ordinance - Waste Disposal Ordinance - ETWB TC 19/2005 	
S8.2.12 - S8.3.15 of HKBCFEIA and S12.6 of TMCLKLEIA	WM6	<p><u>Chemical Waste</u></p> <ul style="list-style-type: none"> - Chemical waste that is produced, as defined by Schedule 1 of the Waste Disposal (Chemical Waste) (General) Regulation, should be handled in accordance with the Code of Practice on the Packaging, Labelling and Storage of Chemical Wastes. - Containers used for the storage of chemical wastes should be suitable for the substance they are holding, 	Control the chemical waste and ensure proper storage, handling and disposal.	Contractor	All construction sites	Construction stage	<ul style="list-style-type: none"> - Waste Disposal(Chemical Waste) General Regulation - Code of Practice on the Packaging, Labelling and Storage of Chemical Waste 	V

EIA Ref.	EM&A Log Ref	Environmental Mitigation Measures	Objectives of the Recommended Measures & Main Concerns to address	Who to implement the measures?	Location	When to implement the measures?	What requirements or standards for the measure to achieve?	Implementation Status
		<p>resistant to corrosion, maintained in a good condition, and securely closed; have a capacity of less than 450 litres unless the specification has been approved by the EPD; and display a label in English and Chinese in accordance with instructions prescribed in Schedule 2 of the regulation.</p> <ul style="list-style-type: none"> - The storage area for chemical wastes should be clearly labelled and used solely for the storage of chemical waste; enclosed on at least 3 sides; have an impermeable floor and bunding of sufficient capacity to accommodate 110% of the volume of the largest container or 20 % of the total volume of waste stored in that area, whichever is the greatest; have adequate ventilation; covered to prevent rainfall entering; and arranged so that incompatible materials are adequately separated. - Disposal of chemical waste should be via a licensed waste collector; be to a facility licensed to receive chemical waste, such as the Chemical Waste Treatment Centre which also offers a chemical waste collection service and can supply the necessary storage containers; or be to a reuser of the waste, under approval from the EPD. 						
S8.3.16 of HKBCFEIA and S12.6 of TMCLKLEIA	WM7	<p><u>Sewage</u></p> <p>Adequate numbers of portable toilets should be provided for the workers. The portable toilets should be maintained in a state, which will not deter the workers from utilizing these portable toilets. Night soil should be collected by licensed collectors regularly.</p>	Proper handling of sewage from worker to avoid odour, pest and litter impacts.	Contractor	All construction sites	Construction stage	Waste Disposal Ordinance	V

EIA Ref.	EM&A Log Ref	Environmental Mitigation Measures	Objectives of the Recommended Measures & Main Concerns to address	Who to implement the measures?	Location	When to implement the measures?	What requirements or standards for the measure to achieve?	Implementation Status
S8.3.17 of HKBCFEIA and S12.6 of TMCLKLEIA	WM8	<p><u>General Refuse</u></p> <ul style="list-style-type: none"> - The site and surroundings shall be kept tidy and litter free. General refuse generated on-site should be stored in enclosed bins or compaction units separately from construction and chemical wastes. - A reputable waste collector should be employed by the Contractor to remove general refuse from the site, separately from construction and chemical wastes, on a daily basis to minimize odour, pest and litter impacts. Burning of refuse on construction sites is prohibited by law. - Aluminium cans are often recovered from the waste stream by individual collectors if they are segregated and made easily accessible. Separate labelled bins for their deposit should be provided if feasible. - Office wastes can be reduced through the recycling of paper if volumes are large enough to warrant collection. Participation in a local collection scheme should be considered by the Contractor. In addition, waste separation facilities for paper, aluminium cans, plastic bottles etc., should be provided. - Training should be provided to workers about the concepts of site cleanliness and appropriate waste management procedure, including reduction, reuse and recycling of wastes. - Sufficient dustbins shall be provided for storage of waste as required under the Public Cleansing and Prevention of Nuisances By-laws. In 	Minimize production of the general refuse and avoid odour, pest and litter impacts.	Contractor	All construction sites	Construction stage	Waste Disposal Ordinance	V

EIA Ref.	EM&A Log Ref	Environmental Mitigation Measures	Objectives of the Recommended Measures & Main Concerns to address	Who to implement the measures?	Location	When to implement the measures?	What requirements or standards for the measure to achieve?	Implementation Status
		<p>addition, general refuse shall be cleared daily and shall be disposed of to the nearest licensed landfill or refuse transfer station.</p> <ul style="list-style-type: none"> - All waste containers shall be in a secure area on hardstanding. 						
Water Quality (Construction Phase)								
	W1	<p>Mitigation during the marine works to reduce impacts to within acceptable levels have been recommended and will comprise a series of measures that restrict the method and sequencing of dredging/backfilling, as well as protection measures. Details of the measures are provided below:</p> <ul style="list-style-type: none"> - No dredging works of marine sediment shall be carried out the Project except for the construction of box culverts and seawalls at Portion D. - Reclamation filling for the Project shall not proceed until at least 200m of leading seawall at the reclamation area formed above +2.2mPD, unless otherwise agreement was obtained from EPD, except for the 300m gaps for marine access. All underwater filling works shall be carried out behind seawalls to avoid dispersion of suspended solids outside the Project limit; - Except for the filling of the cellular structures, not more than 15% public fill shall be used for reclamation filling below +2.5mPD during construction of the seawall; - After the seawall is completed except for the 300m marine access as indicated in the EPs, not more than 30% public fill shall be used for 	To control construction water quality	Contractor of Contract No. HY/2010/02	During dredging and filling	Construction stage	TM-EIAO	V

EIA Ref.	EM&A Log Ref	Environmental Mitigation Measures	Objectives of the Recommended Measures & Main Concerns to address	Who to implement the measures?	Location	When to implement the measures?	What requirements or standards for the measure to achieve?	Implementation Status
		<p>reclamation filling below +2.5mPD, unless otherwise agreement from EPD was obtained;</p> <ul style="list-style-type: none"> - No more than 2 grab dredgers with a maximum daily dredging rate of 12,000m³ shall be employed for dredging operation at Portion D of the Project; - Upon completion of 200m leading seawall, no more than a total of 60 filling barge trips per day shall be made with a cumulative maximum daily filling rate of 60,000 m³ for HKBCF and TMCLKL southern landfall reclamation during the filling operation; and - Upon completion of the whole section of seawall except for the 300m marine access as indicated in the EPs, no more than a total of 190 filling barge trips per day shall be made with a cumulative maximum daily filling rate of 190,000 m³ for the remaining filling operations for HKBCF and TMCLKL southern landfall reclamation. - Closed grabs should be used for sediment dredging to reduce sediment loss when lifting the grabs to the barges. Only grab dredgers shall be used for dredging works of the Project; - All mechanical grabs shall be designed and maintained to avoid spillage; - The moving speed of construction vessels in the dredging area should be reduced to prevent disturbance to the seabed generating sediment plumes; - Floating type silt curtains shall be installed enclosing the entire reclamation site at all time. Staggered 						

EIA Ref.	EM&A Log Ref	Environmental Mitigation Measures	Objectives of the Recommended Measures & Main Concerns to address	Who to implement the measures?	Location	When to implement the measures?	What requirements or standards for the measure to achieve?	Implementation Status
		<p>layers of silt curtain shall be provided to prevent sediment loss at navigation accesses. The length of each staggered layers shall be at least 200m;</p> <ul style="list-style-type: none"> - The cage-type silt-curtain with steel enclosure is proposed to be installed to enclose local pollution caused by the grab dredging. The grab dredging work should be carried out within the cage-type silt curtain; - Single layer silt curtain to be applied around the North-east airport water intake; - The silt-curtains should be maintained in good condition to ensure the sediment plume generated from dredging and filling be confined effectively within the site boundary; - The dredging and filling works shall be scheduled to spread the works evenly over a working day; - Cellular structure shall be used for seawall construction; - A layer of geotextile shall be placed on top of the seabed before any filling activities take place inside the cellular structures to form the seawall; - The conveyor belts shall be fitted with windboards and conveyor release points shall be covered with curtain to prevent any spillage of filling materials onto the surrounding waters; - An additional layer of slit curtain shall be installed near the active stone column installation points. A layer of geotextile with stone blanket on top shall be placed on the seabed prior to stone column installation works. Stone blanket -> with silt curtain. 						

EIA Ref.	EM&A Log Ref	Environmental Mitigation Measures	Objectives of the Recommended Measures & Main Concerns to address	Who to implement the measures?	Location	When to implement the measures?	What requirements or standards for the measure to achieve?	Implementation Status
S9.11.1 - S9.11.1.2 of HKBCFEIA and S6.10 of TMCLKLEIA	W1	<p>- In addition, dredging operations should be undertaken in such a manner as to minimize resuspension of sediments. Standard good dredging practice measures should, therefore, be implemented including the following requirements which should be written into the dredging and filling contract.</p> <ol style="list-style-type: none"> 1. Trailer suction hopper dredgers shall not allow mud to overflow; 2. Use of Lean Material Overboard (LMOB) systems shall be prohibited; 3. Mechanical grabs shall be designed and maintained to avoid spillage and should seal tightly while being lifted; 4. Barges and hopper dredgers shall have tight fitting seals to their bottom openings to prevent leakage of material; 5. Any pipe leakages shall be repaired quickly. Plant should not be operated with leaking pipes; 6. Loading of barges and hoppers shall be controlled to prevent splashing of dredged material to the surrounding water. Barges or hoppers shall not be filled to a level which will cause overflow of materials or pollution of water during loading or transportation; 7. Excess material shall be cleaned from the decks and exposed fittings of barges and hopper dredgers before the vessel is moved; 8. Adequate freeboard shall be maintained on barges to reduce the likelihood of decks being washed by wave action; 9. All vessels shall be sized such that adequate clearance is maintained between vessels and the sea bed at all states of the tide to ensure that undue turbidity is not generated by turbulence from vessel movement or propeller 	To control construction water quality	Contractor of Contract No. HY/2010/02	During dredging and filling	Construction Stage	<ul style="list-style-type: none"> - TM-EIAO - Marine Fill Committee Guidelines - DASO Permits Conditions 	V

EIA Ref.	EM&A Log Ref	Environmental Mitigation Measures	Objectives of the Recommended Measures & Main Concerns to address	Who to implement the measures?	Location	When to implement the measures?	What requirements or standards for the measure to achieve?	Implementation Status
		wash; 10. The works shall not cause foam, oil, grease, litter or other objectionable matter to be present in the water within and adjacent to the works site.						
S9.11.1.3 of HKBCFEIA and S6.10 of TMCLKLEIA	W2	<p><u>Land Works</u></p> <p>General construction activities on land should also be governed by standard good working practice. Specific measures to be written into the works contracts should include:</p> <ul style="list-style-type: none"> - wastewater from temporary site facilities should be controlled to prevent direct discharge to surface or marine waters; - sewage effluent and discharges from on-site kitchen facilities shall be directed to Government sewer in accordance with the requirements of the WPCO or collected for disposal offsite. The use of soakaways shall be avoided; - storm drainage shall be directed to storm drains via adequately designed sand/silt removal facilities such as sand traps, silt traps and sediment basins. Channels, earth bunds or sand bag barriers should be provided on site to properly direct stormwater to such silt removal facilities. Catchpits and perimeter channels should be constructed in advance of site formation works and earthworks; - silt removal facilities, channels and manholes shall be maintained and any deposited silt and grit shall be removed regularly, including specifically at the onset of and after each rainstorm; - temporary access roads should be surfaced with crushed stone or gravel; 	To control construction water quality	Contractor	All land-based construction sites	Construction stage	TM-EIAO	V

EIA Ref.	EM&A Log Ref	Environmental Mitigation Measures	Objectives of the Recommended Measures & Main Concerns to address	Who to implement the measures?	Location	When to implement the measures?	What requirements or standards for the measure to achieve?	Implementation Status
		<ul style="list-style-type: none"> - rainwater pumped out from trenches or foundation excavations should be discharged into storm drains via silt removal facilities; - measures should be taken to prevent the washout of construction materials, soil, silt or debris into any drainage system; - open stockpiles of construction materials (e.g. aggregates and sand) on site should be covered with tarpaulin or similar fabric during rainstorms; - manholes (including any newly constructed ones) should always be adequately covered and temporarily sealed so as to prevent silt, construction materials or debris from getting into the drainage system, and to prevent storm run-off from getting into foul sewers; - discharges of surface run-off into foul sewers must always be prevented in order not to unduly overload the foul sewerage system; - all vehicles and plant should be cleaned before they leave the construction site to ensure that no earth, mud or debris is deposited by them on roads. A wheel washing bay should be provided at every site exit; - wheel wash overflow shall be directed to silt removal facilities before being discharged to the storm drain; - the section of construction road between the wheel washing bay and the public road should be surfaced with crushed stone or coarse gravel; - wastewater generated from concreting, plastering, internal decoration, cleaning work and other similar activities, shall be screened to 						

EIA Ref.	EM&A Log Ref	Environmental Mitigation Measures	Objectives of the Recommended Measures & Main Concerns to address	Who to implement the measures?	Location	When to implement the measures?	What requirements or standards for the measure to achieve?	Implementation Status
		<ul style="list-style-type: none"> - remove large objects; vehicle and plant servicing areas, vehicle wash bays and lubrication facilities shall be located under roofed areas. The drainage in these covered areas shall be connected to foul sewers via a petrol interceptor in accordance with the requirements of the WPCO or collected for off site disposal; - the contractors shall prepare an oil / chemical cleanup plan and ensure that leakages or spillages are contained and cleaned up immediately; - waste oil should be collected and stored for recycling or disposal, in accordance with the Waste Disposal Ordinance; - all fuel tanks and chemical storage areas should be provided with locks and be sited on sealed areas. The storage areas should be surrounded by bunds with a capacity equal to 110% of the storage capacity of the largest tank; and - surface run-off from bunded areas should pass through oil/grease traps prior to discharge to the stormwater system. 						
S9.14 of HKBCFEIA and S6.10 of TMCLKLEIA	W3	Implement a water quality monitoring programme	Control water quality	Contractor of Contract No. HY/2010/02	At identified monitoring location	During Construction stage	<ul style="list-style-type: none"> - TM-water - Water Pollution Control Ordinance 	V
Ecology (construction Phase)								
S10.7 of HKBCFEIA and S8.14 of TMCLKLE IA	E1	<ul style="list-style-type: none"> - Use closed grab in dredging works. - Install silt curtain during the construction. - Limit dredging and works fronts. - Construct seawall prior to reclamation 	Minimize marine water quality impacts	Contractor	Seawall, reclamation area	During construction	TM-Water	V

EIA Ref.	EM&A Log Ref	Environmental Mitigation Measures	Objectives of the Recommended Measures & Main Concerns to address	Who to implement the measures?	Location	When to implement the measures?	What requirements or standards for the measure to achieve?	Implementation Status
		filling where practicable. - Good site practices - Strict enforcement of no marine dumping. - Site runoff control - Spill response plan						
S10.7 of HKBCFEIA	E2	Watering to reduce dust generation; prevention of siltation of freshwater habitats; Site runoff should be desilted, to reduce the potential for suspended sediments, organics and other contaminants to enter streams and standing freshwater.	Prevent Sedimentation from Land-based works areas	Contractor	Land-based works areas	During construction	TM-Water	V
S10.7 of HKBCFEIA and S8.14 of TMCLKLEIA	E3	Good site practices, including strictly following the permitted works hours, using quieter machines where practicable, and avoiding excessive lightings during night time.	Prevent disturbance to terrestrial fauna and habitats	Contractor	Land-based works areas	During construction		V
S10.7 of HKBCFEIA and S8.14 of TMCLKLEIA	E4	- Dolphin Exclusion Zone - Dolphin watching plan	Minimize temporary marine habitat loss impact to dolphins	Contractor	Marine works	During marine works	TM-EIAO	V
S10.7 of HKBCFEIA and S8.14 of TMCLKLEIA	E5	- Decouple compressors and other equipment on working vessels - Proposal on design and implementation of acoustic decoupling - measures applied during dredging and reclamation works - Avoidance of percussive piling	Minimize marine noise impacts on dolphins	Contractor	Marine works	During marine works	- TM-EIAO - Marine Park Regulations	
S10.7 of HKBCFEIA and S8.14 of TMCLKLEIA	E6	- Control vessel speed - Skipper training - Predefined and regular routes for working vessels; avoid Brothers Islands	Minimize marine traffic disturbance on dolphins	Contractor	Marine traffic	During marine works		V
S10.10 of HKBCFEIA and	E7	Vessel based dolphin monitoring	Minimize marine traffic disturbance on dolphins	Contractor of Contract No. HY/2010/02	Northeast and Northwest Lantau	During marine works		V

EIA Ref.	EM&A Log Ref	Environmental Mitigation Measures	Objectives of the Recommended Measures & Main Concerns to address	Who to implement the measures?	Location	When to implement the measures?	What requirements or standards for the measure to achieve?	Implementation Status
S8.14 of TMCLKLEIA								
Fisheries								
S11.7 of HKBCFEIA	F1	<ul style="list-style-type: none"> - Reduce re-suspension of sediments - Limit dredging and works fronts. - Good site practices 	Minimize marine water quality Impacts	Contractor	Seawall, reclamation area	During construction	TM-Water	V
S11.7 of HKBCFEIA	F2	Install silt-grease trap in the drainage system collecting surface runoff	Minimize impacts on marine water quality impacts	Designer	Reclamation area	During construction	TM-Water	V
Landscape & Visual (Detailed Design Phase)								
S14.3.3.1 of HKBCFEIA	LV1	<p>General design measures include:</p> <ul style="list-style-type: none"> - Roadside planting and planting along the edge of the reclamation is proposed; - Transplanting of mature trees in good health and amenity value where appropriate and reinstatement of areas disturbed during construction by compensatory hydro-seeding and planting; - Protection measures for the trees to be retained during construction activities; - Maximizing new tree, shrub and other vegetation planting to compensate tree felled and vegetation removed; - Providing planting area around peripheral of HKBCF for tree planting screening effect; and 	Minimize visual & landscape impacts	Contractor	HKBCF	Design Stage		V

EIA Ref.	EM&A Log Ref	Environmental Mitigation Measures	Objectives of the Recommended Measures & Main Concerns to address	Who to implement the measures?	Location	When to implement the measures?	What requirements or standards for the measure to achieve?	Implementation Status
		- Providing salt-tolerant native trees along the planter strip at affected seawall and newly reclaimed coastline.						
Landscape & Visual (Construction Phase)								
S14.3.3.3 of HKBCFEIA and S10.9 of TMCLKLEIA	LV2	<u>Mitigate Landscape Impacts</u> G1. Grass-hydroseed or sheeting bare soil surface and stock pile areas.	Minimize visual & landscape impacts	Contractor	All construction site areas	Construction stage		V
S10.9 of TMCLKLEIA	LV3	<u>Mitigate Landscape Impacts</u> CM1. Existing trees on boundary of the Project Area shall be carefully protected during construction. Detailed Tree Protection Specification shall be provided in the Contract Specification. Under this specification, the Contractor shall be required to submit, for approval, a detailed working method statement for the protection of trees prior to undertaking any works adjacent to all retained trees, including trees in contractor's works areas. (Tree protection measures will be detailed at Tree Removal Application stage). CM2. Trees unavoidably affected by the works shall be transplanted where practical. Trees will be transplanted straight to their final receptor site and not held in a temporary nursery. A detailed Tree Transplanting Specification shall be provided in the Contract Specification. Sufficient time for necessary tree root and crown preparation periods shall be allowed in the project programme.	Minimize landscape impact	Contractor	All construction site areas	Construction stage		V

EIA Ref.	EM&A Log Ref	Environmental Mitigation Measures	Objectives of the Recommended Measures & Main Concerns to address	Who to implement the measures?	Location	When to implement the measures?	What requirements or standards for the measure to achieve?	Implementation Status
		CM7. Ensure no run-off into water body adjacent to the Project Area. CM9. Recycle/Reuse all felled trees and vegetation, e.g. mulching.						
S14.3.3.3 of HKBCFEIA	LV4	Mitigate Visual Impacts V1. Minimize time for construction activities during construction period. V2. Provide screen hoarding at the portion of the project site/ works areas storage areas near VSRs who have close low-level views to the Project during HKBCF construction.	Minimize visual & landscape impacts	Contractor	All construction site areas	Construction stage		V
S10.9 of TMCLKLEIA	LV5	Mitigate Visual Impacts CM5. Screening of construction works by hoardings around works area in visually unobtrusive colors, to screen works. CM6. Control night-time lighting and glare by hooding all lights. CM8. Avoidance of excessive height and bulk of buildings and structures.	Minimize visual impact	Contractor	All construction site areas	Construction stage		V
EM&A								
S15.2.2 of HKBCFEIA	EM1	An Independent Environmental Checker needs to be employed as per the EM&A Manual.	Control EM&A Performance	Project Proponent	All construction site areas	Construction stage	- EIAO Guidance Note No. 4/2002 - TM_EIAO	V
S15.5 - S15.6 of HKBCFEIA	EM2	An Environmental Team needs to be employed as per the EM&A Manual. Prepare a systematic Environmental Management Plan to ensure effective implementation of the mitigation measures. An environmental impact monitoring needs to be implementing by the Environmental Team to ensure all the requirements given in the EM&A Manual are fully complied with.	Perform environmental monitoring & auditing	Contractor	All construction site areas	Construction stage	- EIAO Guidance Note No. 4/2002 - TM_EIAO	V

Legend: V = implemented; x = not implemented; N/A = not applicable

Appendix H

Statistics on Environmental Complaints, Notification of Summons and Successful Prosecutions

Statistics on Environmental Complaints, Notification of Summons and Successful Prosecutions

Reporting Period	Cumulative Statistic		
	Complaints	Notifications of summons	Successful prosecutions
The reporting period	2	0	0
From commencement date of construction to end of reporting month	14	0	0

Appendix I

Environmental Site Inspection Schedule

Contract No.: HY/2013/02
Hong Kong – Zhuhai – Macao Bridge
Hong Kong Boundary Crossing Facilities – Infrastructure Works Stage I
(Western Portion)

Schedule for Weekly Environmental Site Inspection

June 2017

Sun	Mon	Tue	Wed	Thu	Fri	Sat
				1 Environmental Site Inspection	2	3
4	5	6	7	8 Environmental Site Inspection	9	10
11	12	13	14	15 Environmental Site Inspection	16	17
18	19	20	21	22 Environmental Site Inspection	23	24
25	26	27	28	29 Environmental Site Inspection	30	

Contract No.: HY/2013/02
Hong Kong – Zhuhai – Macao Bridge
Hong Kong Boundary Crossing Facilities – Infrastructure Works Stage I
(Western Portion)

Schedule for Weekly Environmental Site Inspection

July 2017

Sun	Mon	Tue	Wed	Thu	Fri	Sat
						1
2	3	4	5	6 Environmental Site Inspection	7	8
9	10	11	12	13 Environmental Site Inspection	14	15
16	17	18	19	20 Environmental Site Inspection	21	22
23	24	25	26	27 Environmental Site Inspection	28	29
30	31					

Appendix J

Complaint Investigation Report




ETS-Testconsult Ltd – Environmental Team (ET)			
Complaint Investigation Report			
Contract No. HY/2013/02 - Hong Kong- Zhuhai- Macao Bridge Hong Kong Boundary Crossing Facilities – Infrastructure Works Stage I (Western Portion)			
Details of the Complaint			Log No. : 013
Date	02 June 2017	Time	---
Location:			
Construction Sites of HKBCF			
Circumstances:			
One complaint was received by Environmental Protection Department on 02 June 2017 from a construction worker and referred to the ENPO. Then the ENPO forwarded the complaint by email to the R.E. (AECOM), the Contractor (China Harbour) and the ET (ETS-Testconsult Ltd.) of Contract No. HY/2013/02 at 13:23 on 06 June 2017. The complaint detail was "地盤工人 X 先生投訴港珠澳大橋人工島出入境旅檢地盤沒有灑水，導致地盤周圍佈滿泥塵，令工人健康受害，要求環保署進行突擊跟進巡查才可發現問題及要求回覆。"			
Follow action(s)			
Follow up by	Environmental Team of Contract No. HY/2013/02	Date	08 June 2017
Details of Follow up action(s)			
After received the details of the complaint from the ENPO, the ET of Contract No. HY/2013/02 have performed a related follow-up inspection on 08 June 2017 to investigate this event. The inspection was concentrated to check if regular watering launched inside the construction site by the Contractor of Contract No. HY/2013/02. After checked with the Contractor of Contract No. HY/2013/02 during 14:30 to 15:30 on 08 June 2017, the worksite was wetted with water (see attached photo and location plan of watering photo) near 出入境旅檢地盤. Besides, 出入境旅檢地盤 was not managed by Contract No. HY/2013/02. Hence, the complaint was found non-related to Contract No. HY/2013/02.			
Although this complaint was non-related to Contract No. HY/2013/02, the Contractor of Contract No. HY/2013/02 was reminded to provide appropriate mitigation measures, such as spray the worksites with water at least 8 times/day, keep the watering record for inspection, cover the dusty materials with impervious sheeting and spray water during demolition activities.			
Details of Action(s) Taken by the Contactor of Contract No. HY/2013/02			
<ol style="list-style-type: none"> 1. Wet the worksites with water regularly; 2. Keep the watering record for inspection; 3. Cover the dusty materials with impervious sheeting; 4. Spray water during demolition activities; 			
Conclusion			
Refer to the above mentioned inspection, since watering was carried out during the site inspection on 08 June 2017 and 出入境旅檢地盤 was belonged to other contract, the complaint was found non-related to Contract No. HY/2013/02.			
Although this complaint was non-related to Contract No. HY/2013/02, the Contractor of Contract No. HY/2013/02 was reminded to provide appropriate mitigation measures to minimize dust generation.			



東業德勤測試顧問有限公司
ETS-TESTCONSULT LIMITED



東業德勤測試顧問有限公司
ETS-TESTCONSULT LIMITED

Issued by:	C. L. Lau	Date:	05 July 2017
Designation:	Environmental Team Leader	Signature:	

Contract No. HY/2013/02 – Hong Kong – Zhuhai – Macao Bridge
Hong Kong Boundary Crossing Facilities – Infrastructure Works Stage I (Western Portion) Complaint Investigation Report Log No. 013

Photos



Photo 170608_001 – Regular Watering

Contract No. HY/2013/02 – Hong Kong – Zhuhai – Macao Bridge
Hong Kong Boundary Crossing Facilities – Infrastructure Works Stage I (Western Portion) Complaint Investigation Report Log No. 013



Photo 170608_002 – Watering near 出入境旅檢地盤




ETS-Testconsult Ltd – Environmental Team (ET)			
Complaint Investigation Report			
Contract No. HY/2013/02 - Hong Kong- Zhuhai- Macao Bridge Hong Kong Boundary Crossing Facilities – Infrastructure Works Stage I (Western Portion)			
Details of the Complaint			Log No. : 014
Date	05 June 2017	Time	---
Location:			
Construction Sites of HKBCF			
Circumstances:			
One complaint was received by Environmental Protection Department on 05 June 2017 from a construction worker and referred to the ENPO. Then the ENPO forwarded the complaint by email to the R.E. (AECOM), the Contractor (China Harbour) and the ET (ETS-Testconsult Ltd.) of Contract No. HY/2013/02 at 13:24 on 06 June 2017. The complaint detail was "地盤工人投訴港珠澳大橋人工島出入境旅檢地盤沒有灑水，導致地盤周圍佈滿泥塵，令工人健康受害，要求環保署跟進及回覆。"			
Follow action(s)			
Follow up by	Environmental Team of Contract No. HY/2013/02	Date	08 June 2017
Details of Follow up action(s)			
After received the details of the complaint from the ENPO, the ET of Contract No. HY/2013/02 have performed a related follow-up inspection on 08 June 2017 to investigate this event. The inspection was concentrated to check if regular watering launched inside the construction site by the Contractor of Contract No. HY/2013/02. After checked with the Contractor of Contract No. HY/2013/02 during 14:30 to 15:30 on 08 June 2017, the worksite was wetted with water (see attached photo and location plan of watering photo) near 出入境旅檢地盤. Besides, 出入境旅檢地盤 was not managed by Contract No. HY/2013/02. Hence, the complaint was found non-related to Contract No. HY/2013/02.			
Although this complaint was non-related to Contract No. HY/2013/02, the Contractor of Contract No. HY/2013/02 was reminded to provide appropriate mitigation measures, such as spray the worksites with water at least 8 times/day, keep the watering record for inspection, cover the dusty materials with impervious sheeting and spray water during demolition activities.			
Details of Action(s) Taken by the Contactor of Contract No. HY/2013/02			
<ol style="list-style-type: none"> 1. Wet the worksites with water regularly; 2. Keep the watering record for inspection; 3. Cover the dusty materials with impervious sheeting; 4. Spray water during demolition activities; 			
Conclusion			
Refer to the above mentioned inspection, since watering was carried out during the site inspection on 08 June 2017 and 出入境旅檢地盤 was belonged to other contract, the complaint was found non-related to Contract No. HY/2013/02.			
Although this complaint was non-related to Contract No. HY/2013/02, the Contractor of Contract No. HY/2013/02 was reminded to provide appropriate mitigation measures to minimize dust generation.			



東業德勤測試顧問有限公司
ETS-TESTCONSULT LIMITED



東業德勤測試顧問有限公司
ETS-TESTCONSULT LIMITED

Issued by:	C. L. Lau	Date:	05 July 2017
Designation:	Environmental Team Leader	Signature:	

Contract No. HY/2013/02 – Hong Kong – Zhuhai – Macao Bridge
Hong Kong Boundary Crossing Facilities – Infrastructure Works Stage I (Western Portion) Complaint Investigation Report Log No. 014

Photos



Photo 170608_001 – Regular Watering

Contract No. HY/201302 – Hong Kong – Zhuhai – Macao Bridge

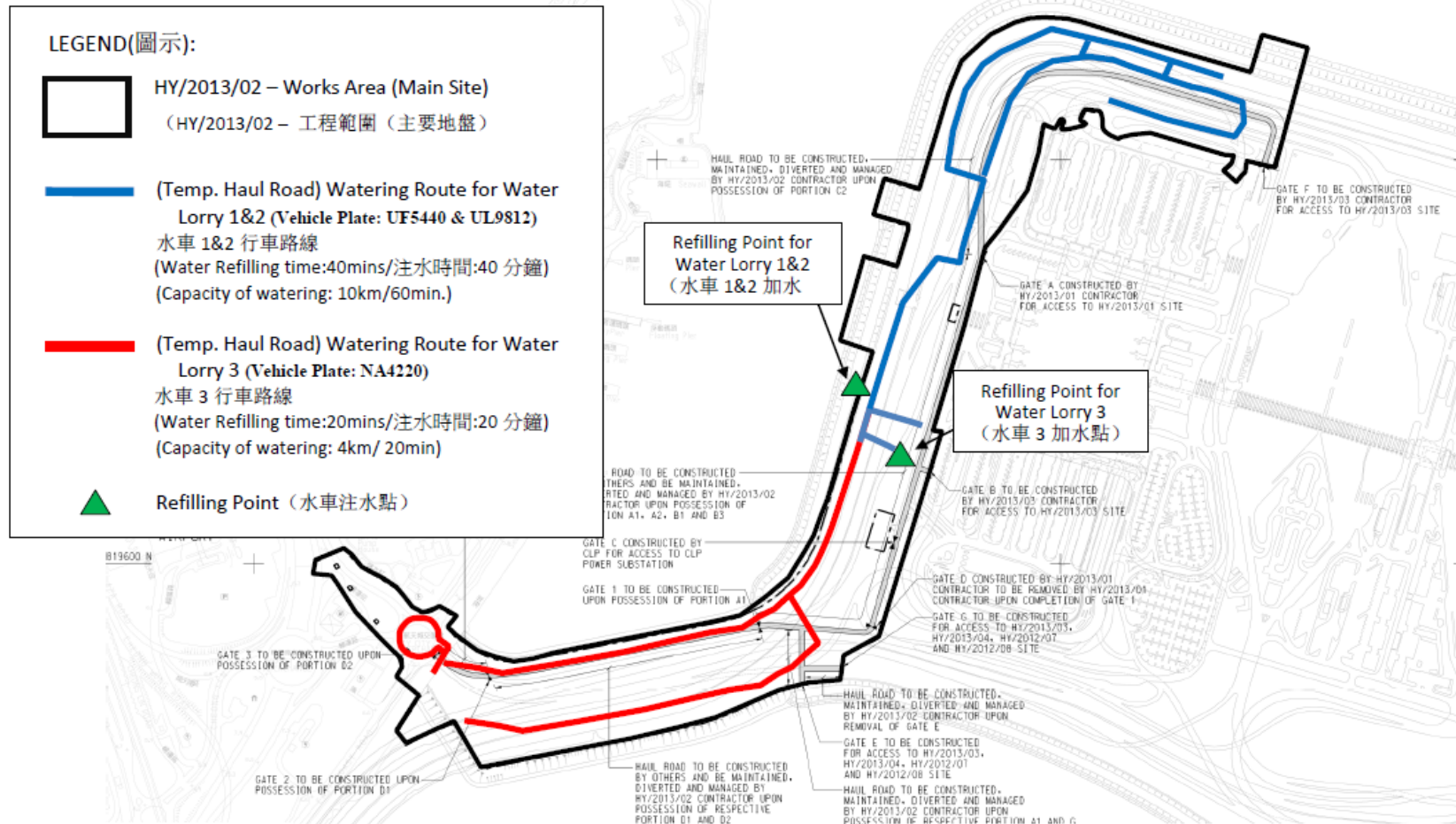
Hong Kong Boundary Crossing Facilities – Infrastructure Works Stage I (Western Portion) Complaint Investigation Report Log No. 014



Photo 170608_002 – Watering near 出入境旅檢地盤

主要行車道路及通道灑水圖

The watering route of main haul road and access



Updated date(更新日期):
28/6/2017

環境許可證(EP-353/2009/K)3.23 條款要求每日至少進行八次灑水

Sub-clause 3.23 of EP-353/2009/K: Watering at least 8 times per day

Watering schedule

Time	Water Lorry 1&2 (Vehicle Plate: UF5440, UL9812)	Water Lorry 3 (Vehicle Plate: NA4220)
08:00-09:00	1 Water Refilling & 2 rounds of watering	2 Water Refilling & 2 rounds of watering
09:00-10:00		
10:00-11:00	1 Water Refilling & 3 rounds of watering	3 Water Refilling & 3 rounds of watering
11:00-12:00		
13:00-14:00	1 Water Refilling & 2 rounds of watering	2 Water Refilling & 2 rounds of watering
14:00-15:00		
15:00-16:00	1 Water Refilling & 3 rounds of watering	3 Water Refilling & 3 rounds of watering
16:00-17:00		
17:00-18:00	1/2 Water Refilling & 1 rounds of watering	1 Water Refilling & 1 rounds of watering