

14 May 2018

By Fax (3468 2076) and By Post

AECOM Asia Co. Ltd.  
The PRE's Office  
5 Ying Hei Road, Tung Chung, Lantau  
Hong Kong

Attention: Mr. Malcolm Sage

Dear Sir,

**Re: Agreement No. CE 48/2011 (EP)  
Environmental Project Office for the  
HZMB Hong Kong Link Road, HZMB Hong Kong Boundary Crossing Facilities, and  
Tuen Mun-Chek Lap Kok Link – Investigation**

**Contract No. HY/2014/05 – HZMB HKBCF – Remaining Ancillary Buildings and  
Facilities  
Monthly Environmental Monitoring & Audit Report for April 2018**

Reference is made to the Environmental Team's submission of Monthly Environmental Monitoring & Audit Report for April 2018 (Rev. 1) certified by the ET Leader (ET's ref.: "5140819/18.30/OC050/KC/RL" dated 14 May 2018) and provided to us via e-mail on 14 May 2018.


We are pleased to inform you that we have no adverse comment on the captioned submission. We write to verify the captioned submission in accordance with Condition 5.4 of the Environmental Permit No. EP-353/2009/K.

The ET Leader is reminded that it is the ET's responsibility to ensure the report be timely submitted to the Director of Environmental Protection and the reported information be true, valid and correct as per Conditions 5.4 and 5.5 of EP-353/2009/K respectively.

With respect to the landscape works observed, please be reminded that the ET shall regularly check with the Landscape Resident Site Staff on the latest status of landscape construction and/or establishment and implement the bi-weekly landscape monitoring accordingly as required by the approved EM&A Manual.

Thank you very much for your attention and please feel free to contact the undersigned should you require further information.

Yours faithfully,  
For and on behalf of  
Ramboll Hong Kong Limited



Raymond Dai  
Independent Environmental Checker

c.c.	HyD	Mr. Vico Cheung	(By Fax: 3188 6614)
	HyD	Mr. Ken Woo	(By Fax: 3188 6614)
	Atkins	Mr. Keith Chau	(By Fax: 2890 6343)
	LCWJV	Mr. Iain Hubert	(By Fax: 3621 0180)

Internal: DY, YH, TM, HW, ENPO Site

Your ref.

Our ref. 5140819/18.30/OC050/KC/RL

Date: 14 May 2018

**By Post and e-mail (Alfred.She@lcwjv.com)**

Leighton – Chun Wo Joint Venture  
39/F Sun Hung Kai Centre  
30 Harbour Road  
Hong Kong

**Attn: Mr. Alfred She**

Dear Mr. She,

**Contract No. HY/2014/05  
Hong Kong – Zhuhai – Macao Bridge  
Hong Kong Boundary Crossing Facilities –  
Remaining Ancillary Buildings and Facilities  
Certification of Monthly EM&A Report No. 26**

Atkins China Limited certifies, in the capacity of Environmental Team Leader, that the Monthly EM&A Report No. 26 for April 2018 (Revision 1) conforms the requirements provided in Condition 5.4 of the Environmental Permit No. EP-353/2009/K.

**Yours faithfully,  
for and on behalf of  
Atkins China Limited**



**Keith Chau  
Environmental Team Leader**

**cc.**

1. AECOM – Mr. Malcolm Sage (By Fax.: 3468 2076)
2. IEC/ENPO – Mr. Raymond Dai & Mr. Y.H. Hui (By Fax.: 3465 2899)

**Contract No. HY/2014/05**

**Hong Kong-Zhuhai-Macao Bridge  
Hong Kong Boundary Crossing Facilities – Remaining Ancillary  
Buildings and Facilities**

**Monthly EM&A Report No. 26  
(Covering the Period from 1 April 2018 to 30 April 2018)**

11 May 2018

Revision 1

**Main Contractor**



**Leighton - Chun Wo  
Joint Venture**

**Environmental Team**

**ATKINS**

Member of the SNC-Lavalin Group

## Contents

### Executive Summary

<b>1</b>	<b>Introduction .....</b>	<b>1</b>
1.1	Basic Project Information .....	1
1.2	Project Organisation .....	2
1.3	Construction Programme .....	4
1.4	Construction Works Undertaken During the Reporting Period .....	4
<b>2</b>	<b>Air Quality Monitoring.....</b>	<b>5</b>
2.1	Monitoring Locations .....	5
2.2	Monitoring Requirements .....	5
2.3	Monitoring Results.....	6
<b>3</b>	<b>Noise Monitoring.....</b>	<b>7</b>
3.1	Monitoring Locations .....	7
3.2	Monitoring Requirements .....	7
3.3	Monitoring Results.....	7
<b>4</b>	<b>Environmental Site Inspection and Audit .....</b>	<b>8</b>
4.1	Site Inspection.....	8
4.2	Advice on the Solid and Liquid Waste Management Status .....	10
4.3	Environmental Licenses and Permits .....	10
4.4	Implementation Status of Environmental Mitigation Measures .....	10
4.5	Summary of Exceedance of the Environmental Quality Performance Limit .....	10
4.6	Summary of Complaints, Notification of Summons and Successful Prosecution .....	11
<b>5</b>	<b>Future Key Issues .....</b>	<b>12</b>
5.1	Construction Programme for the Coming Months .....	12
5.2	Environmental Site Inspection Schedule for the Coming Month.....	12
<b>6</b>	<b>Conclusions.....</b>	<b>13</b>
6.1	Conclusions.....	13

## **Figures**

- Figure 2.1 Location of Air Quality Monitoring Stations  
Figure 3.1 Location of Noise Monitoring Stations

## **Appendices**

- Appendix A Location of Works Areas  
Appendix B Project Organization for Environmental Works  
Appendix C Construction Programme  
Appendix D Event and Action Plan  
Appendix E Waste Flow Table  
Appendix F Environmental Licenses and Permits  
Appendix G Implementation Schedule for Environmental Mitigation Measures (EMIS)  
Appendix H Statistics on Environmental Complaints, Notification of Summons and Successful Prosecutions  
Appendix I Environmental Site Inspection Schedule

## Executive Summary

This Monthly Environmental Monitoring and Audit (EM&A) Report is prepared for Contract No. HY/2014/05 Hong Kong-Zhuhai-Macao Bridge Hong Kong Boundary Crossing Facilities (HZMB HKBCF) – Remaining Ancillary Buildings and Facilities (includes the construction works of Contract No. HY/2013/06 Hong Kong-Zhuhai-Macao Bridge Hong Kong Boundary Crossing Facilities – Automatic Vehicle Clearance Support System and Contract No. HY/2014/04 Hong Kong-Zhuhai-Macao Bridge Hong Kong Boundary Crossing Facilities – Gantry Type X-ray Vehicle Inspection System within Contract No. HY/2014/05 works area) (hereafter referred to as “the Contract”) for the Highways Department of Hong Kong Special Administrative Region (HKSAR). Contract No. HY/2014/05 was awarded to Leighton – Chun Wo Joint Venture (construction works of Contract No. HY/2013/06 was awarded to ATAL Technologies Limited and Contract No. HY/2014/04 was awarded to Rapiscan Systems Pte Ltd within Contract No. HY/2014/05 works area) (hereafter referred to as “the Contractor”) and Atkins China Limited was appointed as the Environmental Team (ET) by the Contractor.

Contract No. HY/2014/05 (includes the construction works of Contract No. HY/2013/06 and Contract No. HY/2014/04 within Contract No. HY/2014/05 works area) is part of HZMB HKBCF Project which is a “Designated Project” under Schedule 2 of the Environmental Impact Assessment Ordinance (EIAO) (Cap 499) and Environmental Impact Assessment (EIA) Report (Register No. AEIAR-145/2009) was prepared for the Project. The current Environmental Permit (EP) No. EP-353/2009/K for HKBCF was issued on 11 April 2016. These documents are available through the EIA Ordinance Register. The construction works of the Contract No. HY/2014/05 commenced on 29 February 2016 while the construction works of the Contract No. HY/2013/06 and Contract No. HY/2014/04 within Contract No. HY/2014/05 works area commenced on 3 January 2017 and 13 February 2017 respectively.

Atkins China Limited has been appointed by the Contractor to implement the Environmental Monitoring & Audit (EM&A) programme for the Contract in accordance with the Updated EM&A Manual for HKBCF (Version 1.0) and will be providing environmental team services to the Contract.

This is the twenty-sixth monthly EM&A Report for the Contract No. HY/2014/05 which summarizes findings of the EM&A works during the reporting period from 1 to 30 April 2018 (includes the construction works of Contract No. HY/2013/06 and Contract No. HY/2014/04 within Contract No. HY/2014/05 works area).

## Environmental Monitoring and Audit Progress

The monthly EM&A programme was undertaken in accordance with the Updated EM&A Manual for HKBCF (Version 1.0). It should be noted that air quality and noise monitoring works for the Contract are covered by Contract No. HY/2013/01 Hong Kong-Zhuhai-Macao Bridge Hong Kong Boundary Crossing Facilities (HZMB HKBCF) – Passenger Clearance Building and Contract No. HY/2011/03 Hong Kong-Zhuhai-Macao Bridge Hong Kong Link Road – Section between Scenic Hill and HKBCF. The ET of the Contract or another ET of the HZMB project is required to conduct impact air quality monitoring at AMS6 and AMS7B and noise monitoring at NMS2 and NMS3B as part of EM&A programme if these monitoring stations are no longer covered under Contract Nos. HY/2013/01 and HY/2011/03. However, this is subject to ENPO’s final decision on which ET should carry out the monitoring work at these stations.

The dates of site inspection for the Contract No. HY/2014/05 (includes the construction works of Contract No. HY/2013/06 and Contract No. HY/2014/04 within Contract No. HY/2014/05 works area) during the reporting period are listed below:

Environmental Site Inspection: 4, 11, 17 and 23 April 2018

## Breaches of Action and Limit Levels

Summary of Action and Limit Level exceedance of 1-hr TSP level and 24-hr TSP level at AMS6 shall be referred to the monthly EM&A report prepared by Contract No. HY/2011/03. No Action and Limit Level exceedance of 1-hr TSP level and 24-hr TSP level recorded at AMS7B by the Environmental Team of Contract No. HY/2013/01 during the reporting period.

There was no Action and Limit Level exceedance for noise recorded at NMS2 and NMS3B by the Environmental Team of Contract No. HY/2013/01 during the reporting period.

### **Complaint Log**

There was no complaint received in relation to the environmental impact during the reporting period.

### **Notifications of Summons and Successful Prosecutions**

There were no notifications of summons or prosecutions received during this reporting period.

### **Reporting Change**

There was no reporting change during the reporting period.



## Future Key Issues

The future key issues to be undertaken in the upcoming month include:

### For Contract No. HY/2014/05

- Remaining portion of roof cladding of Buildings 050H1, 050H2, 050A1, 050A2

### For Contract No. HY/2013/06 within Contract No. HY/2014/05 works area

- Buildings 023, 025 and 032 - Cabling, Conduit & Equipment installation

### For Contract No. HY/2014/04 within Contract No. HY/2014/05 works area

- Buildings 054, 058 and 059 - Testing

## 1 Introduction

### 1.1 Basic Project Information

1.1.1 This Monthly Environmental Monitoring and Audit (EM&A) Report is prepared for Contract No. HY/2014/05 Hong Kong-Zhuhai-Macao Bridge Hong Kong Boundary Crossing Facilities (HZMB HKBCF) – Remaining Ancillary Buildings and Facilities (includes the construction works of Contract No. HY/2013/06 Hong Kong-Zhuhai-Macao Bridge Hong Kong Boundary Crossing Facilities – Automatic Vehicle Clearance Support System and Contract No. HY/2014/04 Hong Kong-Zhuhai-Macao Bridge Hong Kong Boundary Crossing Facilities – Gantry Type X-ray Vehicle Inspection System within Contract No. HY/2014/05 works area) (hereafter referred to as “the Contract”) for the Highways Department of Hong Kong Special Administrative Region (HKSAR). Contract No. HY/2014/05 was awarded to Leighton – Chun Wo Joint Venture (construction works of Contract No. HY/2013/06 was awarded to ATAL Technologies Limited and Contract No. HY/2014/04 was awarded to Rapiscan Systems Pte Ltd within Contract No. HY/2014/05 works area) (hereafter referred to as “the Contractor”) and Atkins China Limited was appointed as the Environmental Team (ET) by the Contractor.

1.1.2 Contract No. HY/2014/05 (includes the construction works of Contract No. HY/2013/06 and Contract No. HY/2014/04 within Contract No. HY/2014/05 works area) is part of HZMB HKBCF which is a “Designated Project” under Schedule 2 of the Environmental Impact Assessment Ordinance (EIAO) (Cap 499). An Environmental Impact Assessment (EIA) Report (Register No. AEIAR-145/2009) was prepared for the Project. The current Environmental Permit (EP) No. EP-353/2009/K for HKBCF was issued on 11 April 2016. These documents are available through the EIA Ordinance Register. The construction works of the Contract No. HY/2014/05 commenced on 29 February 2016 while the construction works of the Contract No. HY/2013/06 and Contract No. HY/2014/04 within Contract No. HY/2014/05 works area commenced on 3 January 2017 and 13 February 2017 respectively. The works areas of the Contract are shown in **Appendix A**.

1.1.3 The proposed works under this Contract comprise the following:

#### For Contract No. HY/2014/05

(i) Construction of the following ancillary buildings and facilities including architectural and builder works, structural steel canopy, reinforced concrete frames, foundations, curtain wall facade, building services and electrical and mechanical works:

- Public Toilets at Vehicle Clearance Plaza (VCP);
- Customs and Excise Department (C&ED) Dangerous Good Store (Building 021);
- Customs Detective Dog Base Building (Building 022);
- C&ED Outbound Cargo Examination Building and Examination Platform (Building 023);
- Inbound Private Car Annexure (Building 025);
- Outbound Private Car Annexure (Building 032);
- E&M maintenance Building (Building 044);
- Highways Depot & Administration Building (Building 045);
- Outbound X-ray Building (Building 053);
- Outbound X-ray Scan Tunnel (Building 058); and
- Inbound X-ray Scan Tunnel (Building 059).

(ii) Construction of civil provisions, cable containment and power supply for the following systems:

- Automatic Vehicle Clearance Support System (AVCSS) installed by Contract No. HY/2013/06; and

- Gantry Type X-ray Vehicle Inspection System installed by Contract No. HY/2014/04.
- (iii) Supply and installation of Mobile X-ray Vehicle Inspection System and other standalone equipment;
- (iv) Construction of minor civil engineering works at the periphery of buildings;
- (v) Construction of minor Landscape hardworks and softworks; and
- (vi) Other works which are shown on Drawings or specified in the Specification or which may be ordered in accordance with the Contract.

For Contract No. HY/2013/06 within Contract No. HY/2014/05 works area

- (i) The Automatic Vehicle Clearance Support System amid to increasing traffic flow for Hong Kong-Zhuhai-Macao Bridge Hong Kong Boundary Crossing Facilities;
- (ii) Responsible for designs and develops a set of tailor-made computer monitoring and control systems to for daily security operation; and
- (iii) The Clearance Workstations at 72 vehicle clearance kiosks, Customs and Excise's inbound and outbound traffic control centers as well as a Vehicle Tracking System.

For Contract No. HY/2014/04 within Contract No. HY/2014/05 works area

- (i) The Gantry Type X-ray Vehicle Inspection System (GXRVIS) aims to provide an integrated, innovative, efficient and effective vehicle inspection system at the inbound and outbound boundary control points of Hong Kong-Zhuhai-Macao Bridge Hong Kong Boundary Crossing Facilities (HKBCF) for supporting the operations of Customs & Excise Department (C&ED);
- (ii) Design, supply, deliver to HKBCF, installation, test and commissioning and maintenance of two sets of Gantry Type X-ray Vehicle Inspection System and all related components necessary for the complete operation of the system; and
- (iii) Design, supply, install, test, commission and maintain of the Radioactive Threat Detection Systems integrated into the Gantry Type X-ray Vehicle Inspection Systems.

1.1.4 This is the twenty-sixth Monthly EM&A Report for the Contract No. HY/2014/05 which summarizes the findings of the EM&A programme during the reporting period from 1 to 30 April 2018. (includes the construction works of Contract No. HY/2013/06 and Contract No. HY/2014/04 within Contract No. HY/2014/05 works area).

## 1.2 Project Organisation

1.2.1 The project organization structure and lines of communication with respect to the on-site environmental management structure is shown in **Appendix B**. The key personnel contact names and numbers are summarized in **Table 1-1**.

**Table 1-1 Contact Information of Key Personnel**

Party	Position	Name	Telephone	Fax
<u>For Contract No. HY/2014/05</u>				
Engineer or Engineer's Representative (AECOM Asia Co. Ltd.)	Chief Registered Architect	Malcolm Sage	3958 7330	3468 2076
Environmental Project Office / Independent Environmental Checker	Environmental Project Office Leader	Y. H. Hui	3465 2888	3465 2899

Party	Position	Name	Telephone	Fax
(Ramboll Hong Kong Limited)	Independent Environmental Checker	Raymond Dai	3465 2888	3465 2899
Contractor (Leighton – Chun Wo Joint Venture)	Site Agent	Albert Chan	3973 0514	3621 0180
	Environmental Officer	Alfred She	39730484	3621 0180
Environmental Team (Atkins China Limited)	Environmental Team Leader	Keith Chau	2972 1721	2890 6343
24 hours complaint hotline	---	---	3958 7300	---
<b>For Contract No. HY/2013/06 within Contract No. HY/2014/05 works area</b>				
Engineer or Engineer's Representative (AECOM Asia Co. Ltd.)	Chief Registered Architect	Malcolm Sage	3958 7330	3468 2076
Environmental Project Office / Independent Environmental Checker (Ramboll Hong Kong Limited)	Environmental Project Office Leader	Y. H. Hui	3465 2888	3465 2899
	Independent Environmental Checker	Raymond Dai	3465 2888	3465 2899
Contractor (ATAL Technologies Limited)	Site Agent	Mr. Eric Yim	2565 3355	3162 5217
	Environmental Officer	Mr. W. Li	2565 3137	3162 5217
Environmental Team (Atkins China Limited)	Environmental Team Leader	Keith Chau	2972 1721	2890 6343
24 hours complaint hotline	---	---	6509 0375	---
<b>For Contract No. HY/2014/04 within Contract No. HY/2014/05 works area</b>				
Engineer or Engineer's Representative (AECOM Asia Co. Ltd.)	Chief Registered Architect	Malcolm Sage	3958 7330	3468 2076
Environmental Project Office / Independent Environmental Checker (Ramboll Hong Kong Limited)	Environmental Project Office Leader	Y. H. Hui	3465 2888	3465 2899
	Independent Environmental Checker	Raymond Dai	3465 2888	3465 2899
Contractor (Rapiscan Systems Pte Ltd)	Site Agent	Ringo Yau	9833 1402	2707 0816
	Environmental Officer	Clarie Tsang	6371 1362	---
Environmental Team (Atkins China Limited)	Environmental Team Leader	Keith Chau	2972 1721	2890 6343

Party	Position	Name	Telephone	Fax
24 hours complaint hotline	---	---	9833 1420	---

### 1.3 Construction Programme

1.3.1 A copy of the Contractor's construction programme is provided in **Appendix C**.

### 1.4 Construction Works Undertaken During the Reporting Period

1.4.1 A summary of the construction activities undertaken during this reporting period is shown below:

For Contract No. HY/2014/05

- ABWF & MEP works (Internal) of Buildings 044, 045, 050H2, 050A1 and 050A2
- Foot Path of Buildings 023, 025, 044 and 045
- ABWF works (External) of Buildings 044, 045, 050A1 and 050A2
- ABWF works (roof) of Buildings 050H1, 050H2, 050A1 and 050A2

For Contract No. HY/2013/06 within Contract No. HY/2014/05 works area

- Cabling, Conduit & Equipment installation at Buildings 023, 025 and 032

For Contract No. HY/2014/04 within Contract No. HY/2014/05 works area

- Testing at Buildings at 054, 058 and 059

## 2 Air Quality Monitoring

### 2.1 Monitoring Locations

- 2.1.1 The air quality monitoring works for the Contract are covered by Contract No. HY/2011/03 Hong Kong-Zhuhai-Macao Bridge Hong Kong Link Road – Section between Scenic Hill and HKBCF and Contract No. HY/2013/01 HZMB HKBCF – Passenger Clearance Building.
- 2.1.2 The ET of the Contract or another ET of the HZMB project is required to conduct air quality monitoring at AMS6 and AMS7B as part of EM&A programme if these air quality monitoring stations are no longer covered under Contract Nos. HY/2011/03 and HY/2013/01. **Figure 2.1** shows the locations of the air monitoring stations.

**Table 2-1 Construction Dust Monitoring Locations**

ID	Location Description
AMS6 <sup>(1)</sup>	Dragonair/CNAC (Group) Building
AMS7B <sup>(2)</sup>	3RS site office

Remark:

- (1) The ET of this Contract should conduct impact air quality monitoring at the AMS listed in the table as part of EM&A programme according to the latest notification from ENPO when the monitoring station(s) is/are no longer covered by another ET of the HZMB project.
- (2) A proposal for re-location of AQM station (AMS7) for HZMB HKBCF Project was justified by the ET Leader for Contract No. HY/2013/01 on 22 January 2018; verified by the IEC on 24 January 2018; and submitted to EPD on 30 January 2018, and the AQM has been carrying out at the alternative AQM station with EPD's consent since 6 February 2018.

### 2.2 Monitoring Requirements

- 2.2.1 The monitoring requirements, monitoring equipment, monitoring parameters, frequency and duration, monitoring methodology, monitoring schedule, meteorological information are detailed in the monthly EM&A Reports prepared for Contract Nos. HY/2011/03 and HY/2013/01.
- 2.2.2 The Action and Limit Levels for 1-hr TSP and 24-hr TSP are provided in **Table 2-2** and **Table 2-3**, respectively.

**Table 2-2 Action and Limit Levels for 1-hr TSP**

Monitoring Station	Action Level, $\mu\text{g}/\text{m}^3$	Limit Level, $\mu\text{g}/\text{m}^3$
AMS6 – Dragonair / CNAC (Group) Building (HKIA)	360	500
AMS7B – 3RS site office	370	

**Table 2-3 Action and Limit Levels for 24-hr TSP**

Monitoring Station	Action Level, $\mu\text{g}/\text{m}^3$	Limit Level, $\mu\text{g}/\text{m}^3$
AMS6 – Dragonair / CNAC (Group) Building (HKIA)	173	260
AMS7B – 3RS site office	183	

- 2.2.3 The event and action plan is provided in **Appendix D**.
- 2.2.4 If exceedance(s) at these station(s) is/are recorded by the ET of the Contract or referred by the other ET under the HZMB project to the Contract, the ET of the Contract will carry out an investigation and findings will be reported in the monthly EM&A Report.

## 2.3 Monitoring Results

- 2.3.1 The monitoring results for AMS6 and AMS7B are reported in the monthly EM&A Reports prepared for Contract Nos. HY/2011/03 and HY/2013/01, respectively.
- 2.3.2 Summary of Action and Limit Level exceedance of 1-hr TSP level and 24-hr TSP level at AMS6 shall be referred to the monthly EM&A Report prepared by Contract No. HY/2011/03. No Action and Limit Level exceedance of 1-hr TSP level and 24-hr TSP level recorded at AMS7B by the Environmental Team of Contract No. HY/2013/01 during the reporting period.

### 3 Noise Monitoring

#### 3.1 Monitoring Locations

3.1.1 The noise monitoring works for the Contract are covered by Contract No. HY/2013/01 HZMB HKBCF – Passenger Clearance Building. The ET of the Contract or another ET of the HZMB project is required to conduct impact noise monitoring at NMS2 and NMS3B as part of EM&A programme if these noise monitoring stations are no longer covered under Contract No. HY/2013/01. **Figure 3.1** shows the locations of noise monitoring stations.

**Table 3-1 Construction Noise Monitoring Locations**

ID	Location Description
NMS2 <sup>(1)</sup>	Seaview Crescent
NMS3B <sup>(1)(2)</sup>	Site Boundary of Site Office Area at Works Area WA2

Remarks:

- (1) The ET of this Contract should conduct impact noise monitoring at the NMS listed in the table as part of EM&A programme according to the latest notification from ENPO when the monitoring station(s) is/are no longer covered by another ET of the HZMB project.
- (2) The Action and Limit Levels for schools will be applied for this alternative monitoring location.

#### 3.2 Monitoring Requirements

3.2.1 The monitoring requirements, monitoring equipment, monitoring parameters, frequency and duration, monitoring methodology and monitoring schedule are detailed in the monthly EM&A Reports prepared for Contract No. HY/2013/01.

3.2.2 The Action and Limit Levels for construction noise are defined in **Table 3-2**.

**Table 3-2 Action and Limit Level for Construction Noise**

Parameter	Action Level	Limit Level
07:00 – 19:00 hours on normal weekdays	When one documented complaint is received	75 dB(A)*

Notes:

If works are to be carried out during restricted hours, the conditions stipulated in the construction noise permit issued by the Noise Control Authority have to be followed.

\* Limit level is 70 dB(A) for schools and 65 dB(A) during school examination period.

3.2.3 The event and action plan is provided in **Appendix D**.

3.2.4 If exceedance(s) at these station(s) is/are recorded by the ET of the Contract or referred by the other ET under the HZMB project to the Contract, the ET of the Contract will carry out an investigation and findings will be reported in the monthly EM&A Report.

#### 3.3 Monitoring Results

3.3.1 The monitoring results for NMS2 and NMS3B are reported in the monthly EM&A Reports prepared for Contract No. HY/2013/01. No noise exceedances were recorded at stations NMS2 and NMS3B by the ET of Contract No. HY/2013/01 during the reporting period.



## 4 Environmental Site Inspection and Audit

### 4.1 Site Inspection

- 4.1.1 Site Inspections were carried out on a weekly basis to monitor the implementation of proper environmental pollution control and mitigation measures for the Contract No. HY/2014/05 (includes the construction works of Contract No. HY/2013/06 and Contract No. HY/2014/04 within Contract No. HY/2014/05 works area). During the reporting period, site inspections were carried out on 4, 11, 17 and 23 April 2018.
- 4.1.2 Particular observations for Contract No. HY/2014/05 and Contract No. HY/2013/06 and Contract No. HY/2014/04 within Contract No. HY/2014/05 works area during the site inspections and corrective actions undertaken by the Contractor are described in **Tables 4-1, 4-2 and 4-3**.

**Table 4-1 Summary of Environmental Site Inspections for Contract No. HY/2014/05**

Date of Audit	Observations	Actions Taken by Contractor / Recommendation	Date of Observations Closed
4 April 2018	1. No particular environmental issue was recorded during the site inspection.	N/A	N/A
11 April 2018	1. The chemical container was found without drip tray at Building 032. 2. General refuses were found near Building 044.	1. The chemical container was removed at Building 032. 2. General refuses were cleared near Building 044.	17 April 2018
17 April 2018	1. General refuses were accumulated in the U-channel near Building 032.	1. The Contractor confirmed that the U-channel near Building 032 is not within C8 site area. The Contractor will liaise with related contractor regarding the observation.	23 April 2018
23 April 2018	1. No particular environmental issue was recorded during the site inspection.	N/A	N/A

**Table 4-2 Summary of Environmental Site Inspections for Contract No. HY/2013/06 within Contract No. HY/2014/05 works area**

Date of Audit	Observations	Actions Taken by Contractor / Recommendation	Date of Observations Closed
4 April 2018	No particular environmental issue was recorded during the site inspection.	Nil.	Nil.
11 April 2018	No particular environmental issue was recorded during the site inspection.	Nil.	Nil.
17 April 2018	No particular environmental issue was recorded during the site inspection.	Nil.	Nil.
23 April 2018	No particular environmental issue was recorded during the site inspection.	Nil.	Nil.

**Table 4-3 Summary of Environmental Site Inspections for Contract No. HY/2014/04 within Contract No. HY/2014/05 works area**

Date of Audit	Observations	Actions Taken by Contractor / Recommendation	Date of Observations Closed
4 April 2018	No particular environmental issue was recorded during the site inspection.	Nil.	Nil.
11 April 2018	No particular environmental issue was recorded during the site inspection.	Nil.	Nil.
17 April 2018	No particular environmental issue was recorded during the site inspection.	Nil.	Nil.
23 April 2018	No particular environmental issue was recorded during the site inspection.	Nil.	Nil.

4.1.3 Particular observations (Landscape works) for Contract No. HY/2014/05 during the site inspections and corrective actions undertaken by the Contractor are described in **Tables 4-4**. The landscape work of green roof for Contract No. HY/2014/05 was commenced on 11 December 2017. The implementation of mitigation measures for landscape and visual resources recommended in the EIA Report were monitored during the reporting period. Landscape and visual mitigation measures in accordance with the EP, EIA and EM&A Manual were implemented by the Contractor.

**Table 4-4 Summary of Environmental Site Inspections (Landscape works) for Contract No. HY/2014/05 works area**

Date of Audit	Observations	Actions Taken by Contractor / Recommendation	Date of Observations Closed
11 April 2018	No particular environmental issue was recorded during the site inspection.	Nil.	Nil.
23 April 2018	No particular environmental issue was recorded during the site inspection.	Nil.	Nil.

4.1.4 The Contractor has rectified most of the observations as identified during environmental site inspections during this reporting month.

#### 4.2 Advice on the Solid and Liquid Waste Management Status

4.2.1 The Contractor of Contract No. HY/2014/05 registered as a chemical waste producer. Sufficient numbers of receptacles were available for general refuse collection and sorting.

4.2.2 The Contractor of Contract No. HY/2014/05 was reminded that chemical waste should be properly treated and stored temporarily in designated chemical waste storage areas on site in accordance with the Code of Practice on the Packaging, Labelling and Storage of Chemical Wastes.

4.2.3 The monthly summary of waste flow table for Contract No. HY/2014/05 (includes the construction works of Contract No. HY/2013/06 and Contract No. HY/2014/04 within Contract No. HY/2014/05 works area) are detailed in **Appendix E**.

#### 4.3 Environmental Licenses and Permits

4.3.1 The valid environmental licenses and permits for Contract No. HY/2014/05 during the reporting period (includes the construction works of Contract No. HY/2013/06 and Contract No. HY/2014/04 within Contract No. HY/2014/05 works area) are summarized in **Appendix F**.

4.3.2 The Contractors of Contract No. HY/2013/06 and Contract No. HY/2014/04 were advised to register as a chemical waste producer when chemical waste will be expected to generate for the foreseeable future from the operations (For Registration as Waste Producer Pursuant to Waste Disposal (Chemical Waste) (General) Regulation).

#### 4.4 Implementation Status of Environmental Mitigation Measures

4.4.1 In response to the site audit findings, the Contractors carried out corrective actions.

4.4.2 The Contractor conducts watering on all exposed soil within the Contract site and associated works areas 8 times per day when construction activities are being undertaken.

4.4.3 A summary of the Implementation Schedule of Environmental Mitigation Measures (EMIS) is presented in **Appendix G**. Most of the necessary mitigation measures were implemented properly.

#### 4.5 Summary of Exceedance of the Environmental Quality Performance Limit

4.5.1 Summary of Action and Limit Level exceedance of 1-hr TSP level and 24-hr TSP level at AMS6 shall be referred to the monthly EM&A report prepared by Contract No. HY/2011/03. No Action and Limit Level exceedance of 1-hr TSP level and 24-hr TSP level recorded at AMS7B by the Environmental Team of Contract No. HY/2013/01 during the reporting period.

- 4.5.2 There was no Action and Limit Level exceedance for noise recorded at NMS2 and NMS3B by the Environmental Team of Contract No. HY/2013/01 during the reporting period.

#### 4.6 Summary of Complaints, Notification of Summons and Successful Prosecution

- 4.6.1 There was no complaint received in relation to the environmental impact during the reporting period.
- 4.6.2 Statistics on environmental complaints, notifications of summons and successful prosecutions are summarized in **Appendix H**.

## 5 Future Key Issues

### 5.1 Construction Programme for the Coming Months

- 5.1.1 As informed by the Contractor, the major construction activities for May 2018 are summarized in **Table 5-1**.

**Table 5-1 Construction Activities for May 2018**

Site Area	Description of Activities
<u>For Contract No. HY/2014/05</u>	
Buildings 050H1, 050H2, 050A1 and 050A2	Remaining portion of roof cladding
<u>For Contract No. HY/2013/06 within Contract No. HY/2014/05 works area</u>	
Buildings 023, 025 and 032	Cabling, Conduit & Equipment installation
<u>For Contract No. HY/2014/04 within Contract No. HY/2014/05 works area</u>	
Buildings 054, 058 and 059	Testing

### 5.2 Environmental Site Inspection Schedule for the Coming Month

- 5.2.1 The tentative schedule for weekly site inspections for May 2018 is provided in **Appendix I**.

## 6 Conclusions

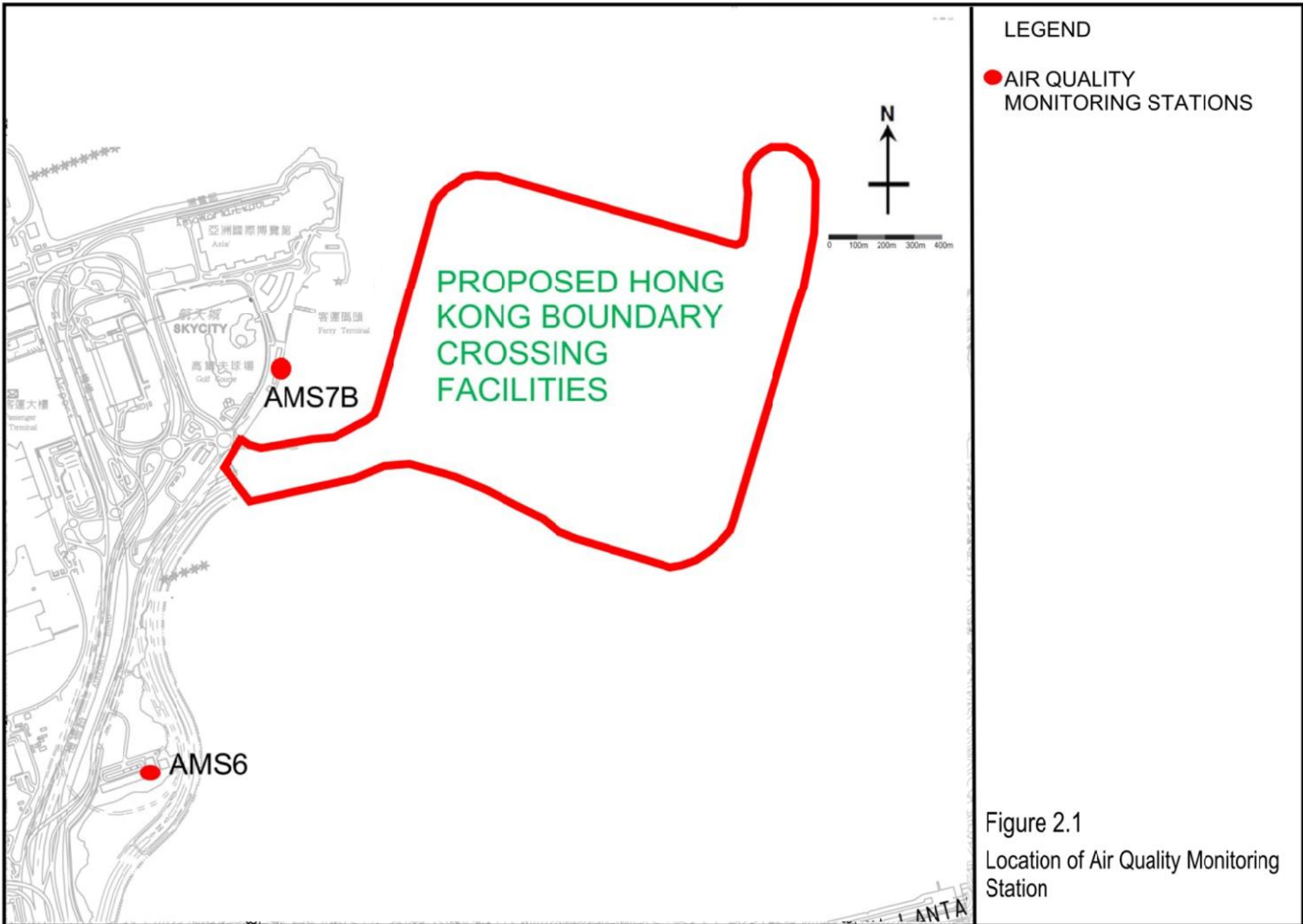
### 6.1 Conclusions

- 6.1.1 The construction works of the Contract No. HY/2014/05 commenced on 29 February 2016, while the construction works of the Contract No. HY/2013/06 and Contract No. HY/2014/04 within Contract No. HY/2014/05 works area commenced on 3 January 2017 and 13 February 2017 respectively. The twenty-sixth Monthly EM&A Report for Contract No. HY/2014/05 summarizes findings of the EM&A works during the reporting period from 1 to 30 April 2018 (includes the construction works of Contract No. HY/2013/06 and Contract No. HY/2014/04 within Contract No. HY/2014/05 works area).
- 6.1.2 Summary of Action and Limit Level exceedance of 1-hr TSP level and 24-hr TSP level at AMS6 shall be referred to the monthly EM&A Report prepared by Contract No. HY/2011/03. No Action and Limit Level exceedance of 1-hr TSP level and 24-hr TSP level recorded at AMS7B by the Environmental Team of Contract No. HY/2013/01 during the reporting period.
- 6.1.3 There was no Action and Limit Level exceedance for noise recorded at NMS2 and NMS3B by the Environmental Team of Contract No. HY/2013/01 during the reporting period.
- 6.1.4 Environmental site inspections were carried out on 4, 11, 17 and 23 April 2018 for the Contract No. HY/2014/05 (includes the construction works of Contract No. HY/2013/06 and Contract No. HY/2014/04 within Contract No. HY/2014/05 works area). Recommendations on remedial actions were given to the Contractors for the deficiencies identified during the site inspection.
- 6.1.5 There was no complaint received in relation to the environmental impact during the reporting period.
- 6.1.7 No notification of summons and successful prosecution was received during the reporting period.



# FIGURES

---

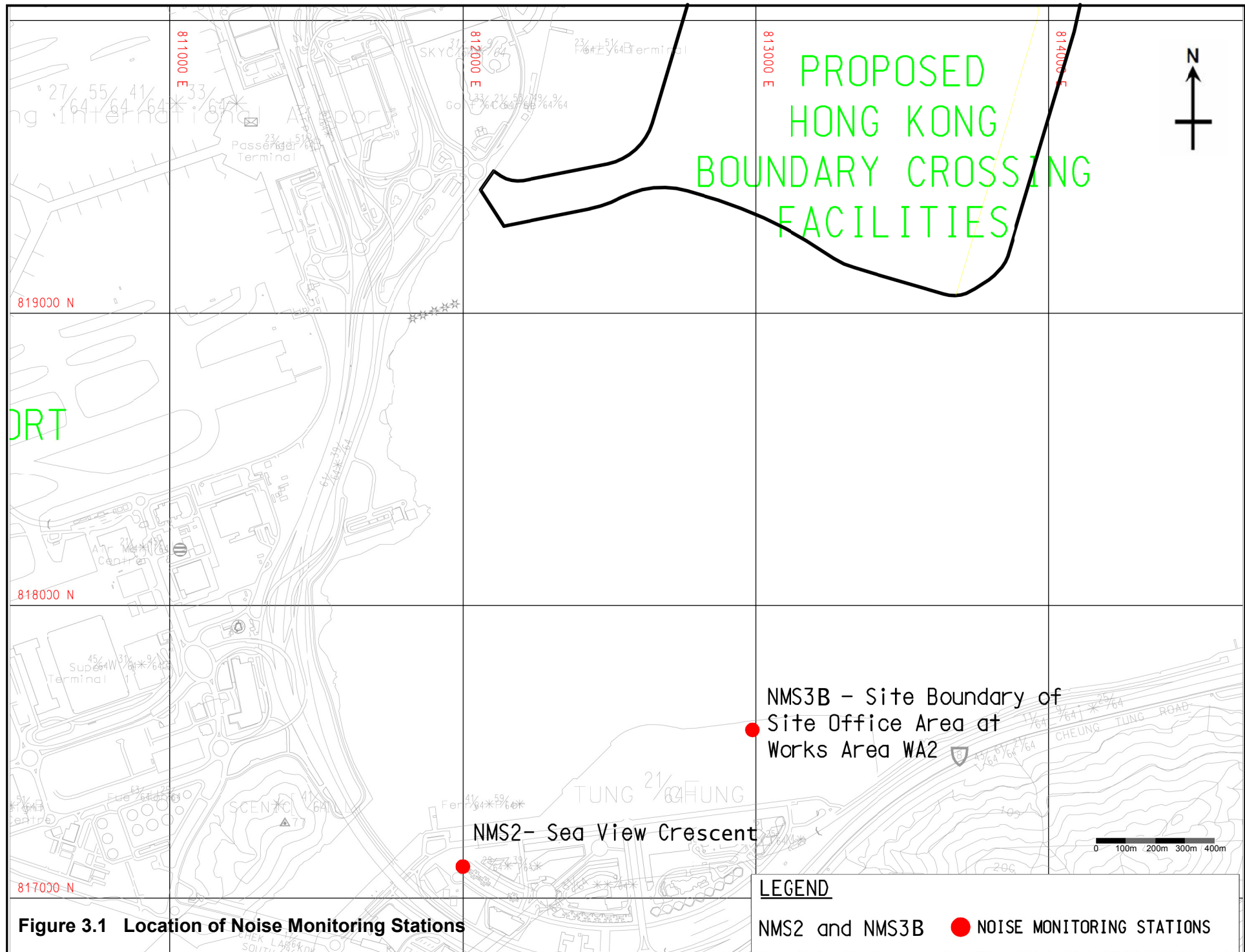


LEGEND

- AIR QUALITY MONITORING STATIONS

Figure 2.1  
Location of Air Quality Monitoring Station





**Figure 3.1 Location of Noise Monitoring Stations**

**LEGEND**

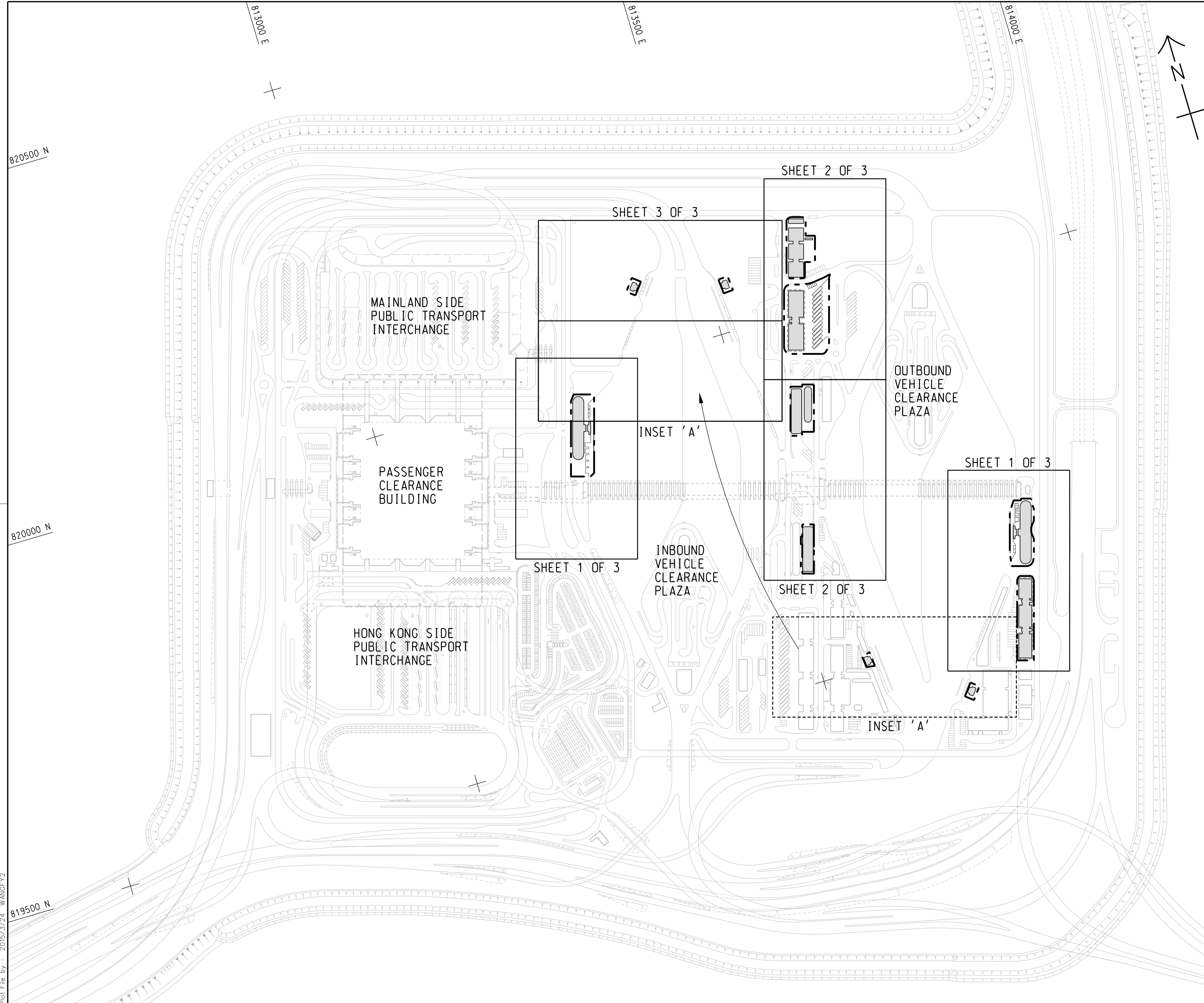
NMS2 and NMS3B ● NOISE MONITORING STATIONS



# APPENDIX A

---

## Location of Works Areas



Plot File by : 2015/3/24 WANGFY2

p:\projects\60191048\drawing\contract\c8\1000\C8\_000\_C00\_1010.dgn

- TENDER DRAWING		BWCW SCI	MAR.15
REV. 修改	DESCRIPTION 内容摘要	D.C. 设计	DATE 日期

路政署 HIGHWAYS DEPARTMENT  
 港珠澳大桥香港工程管理处  
 Hong Kong - Zhuhai - Macao Bridge Hong Kong Project Management Office

HONG KONG-ZHUHAI-MACAO BRIDGE  
 HONG KONG BOUNDARY CROSSING FACILITIES  
 - REMAINING ANCILLARY BUILDINGS AND FACILITIES

KEY PLAN

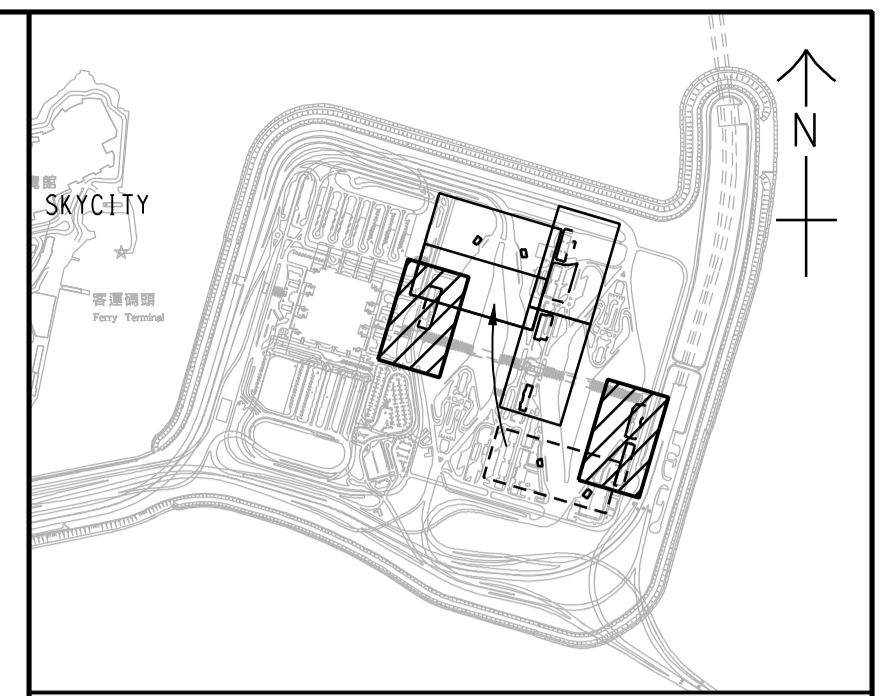
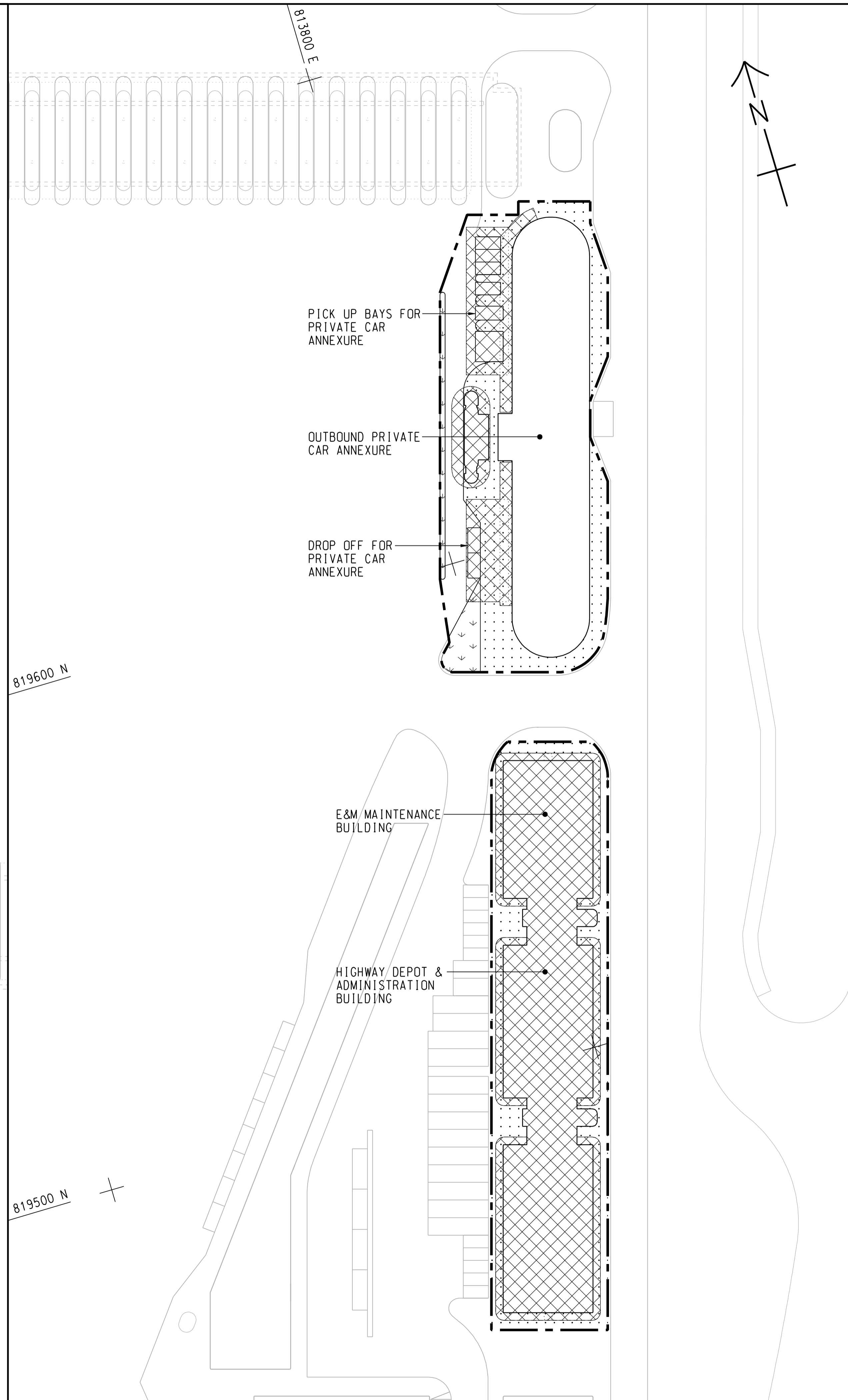
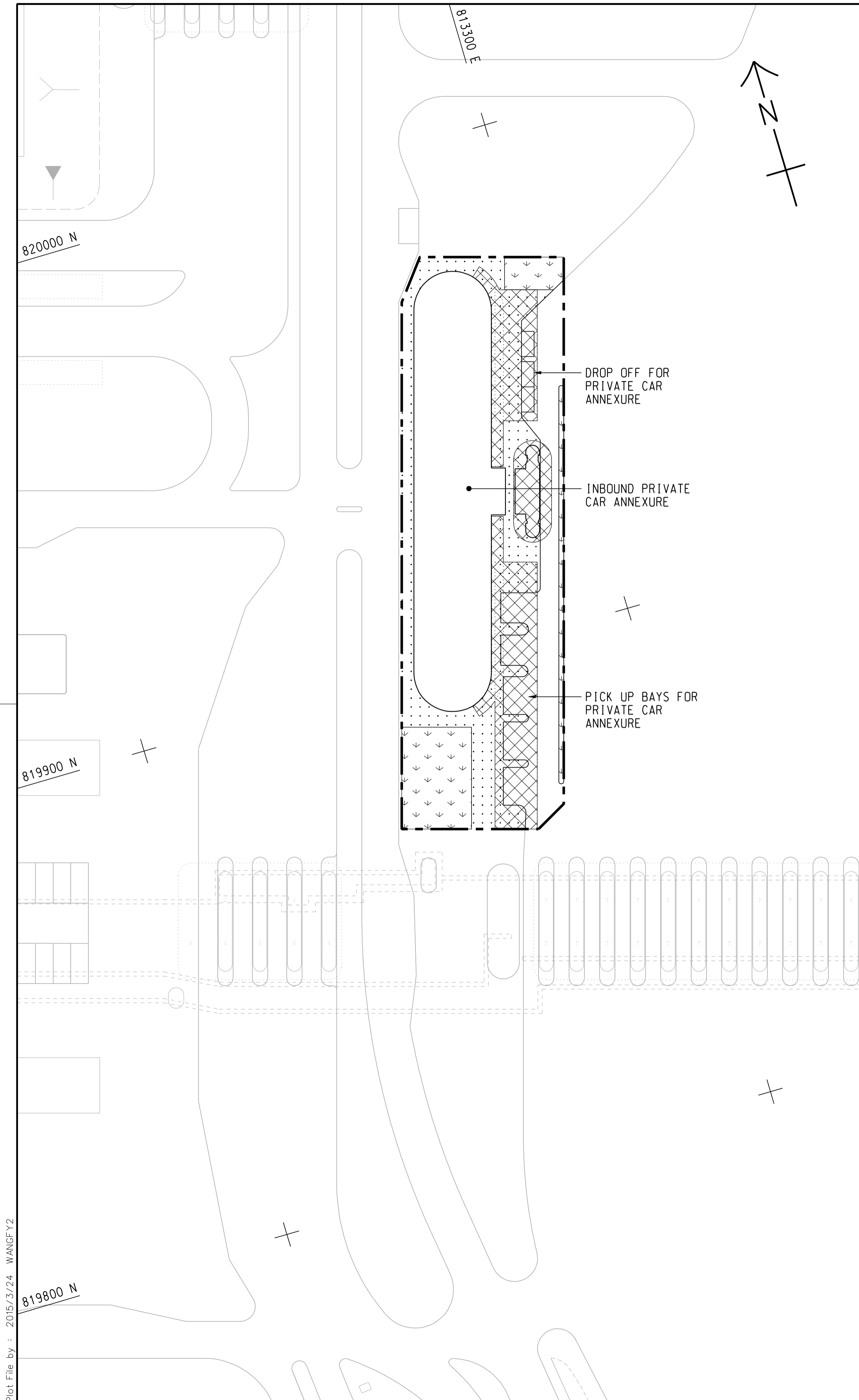
**AECOM** Aedas  
 Rogers Stirk Harbour + Partners  
 BURO HAPPOLD ATKINS ADI

DRG.NO. 60191048/C8/000/C00/1010  
 圖紙編號

DESIGNED BY 设计	BWCW	CONTRACT NO. 合約編號	HY/2014/05	P. Dir. APPROVED 批准人	TKH
DRAWN BY 繪圖	WSY	STATUS 階段			

SCALE 比例 A1 1 : 2500

DIMENSIONS ARE IN 尺寸單位 METRES  
 © COPYRIGHT RESERVED 版權所有



KEY PLAN  
SCALE 1 : 20000

NOTE:  
1. THIS DRAWING TO BE READ IN CONJUNCTION WITH DRAWING NOS. 60191048/C8/000/C00/1012 AND 1013.

LEGEND:

	SITE BOUNDARY
	FOOTPATH (DETAILS REFER TO LANDSCAPE DETAIL DRAWINGS)
	CANOPY
	PLANTING AREA

REV. / 修訂	DESCRIPTION / 內容摘要	DATE / 日期
-	TENDER DRAWING	MAR. 15



HONG KONG-ZHUHAI-MACAO BRIDGE  
HONG KONG BOUNDARY CROSSING FACILITIES  
- REMAINING ANCILLARY BUILDINGS AND FACILITIES

GENERAL LAYOUT PLAN

SHEET 1 OF 3

**AECOM** +  
Rogers Stirk Harbour + Partners  
BURO HAPPOLD ATKINS ADI +

**Aedas** +

DRG.NO. / 圖紙編號 60191048/C8/000/C00/1011

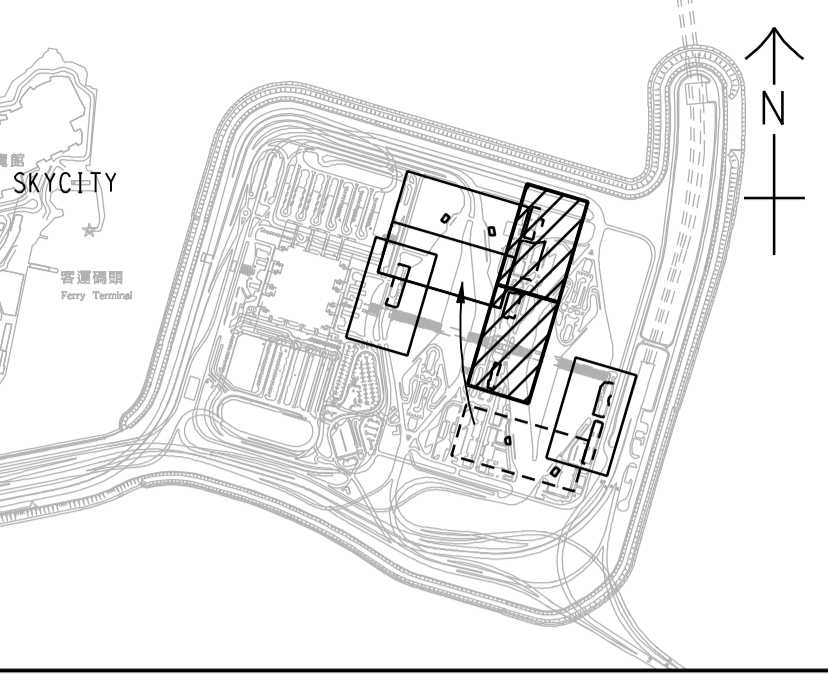
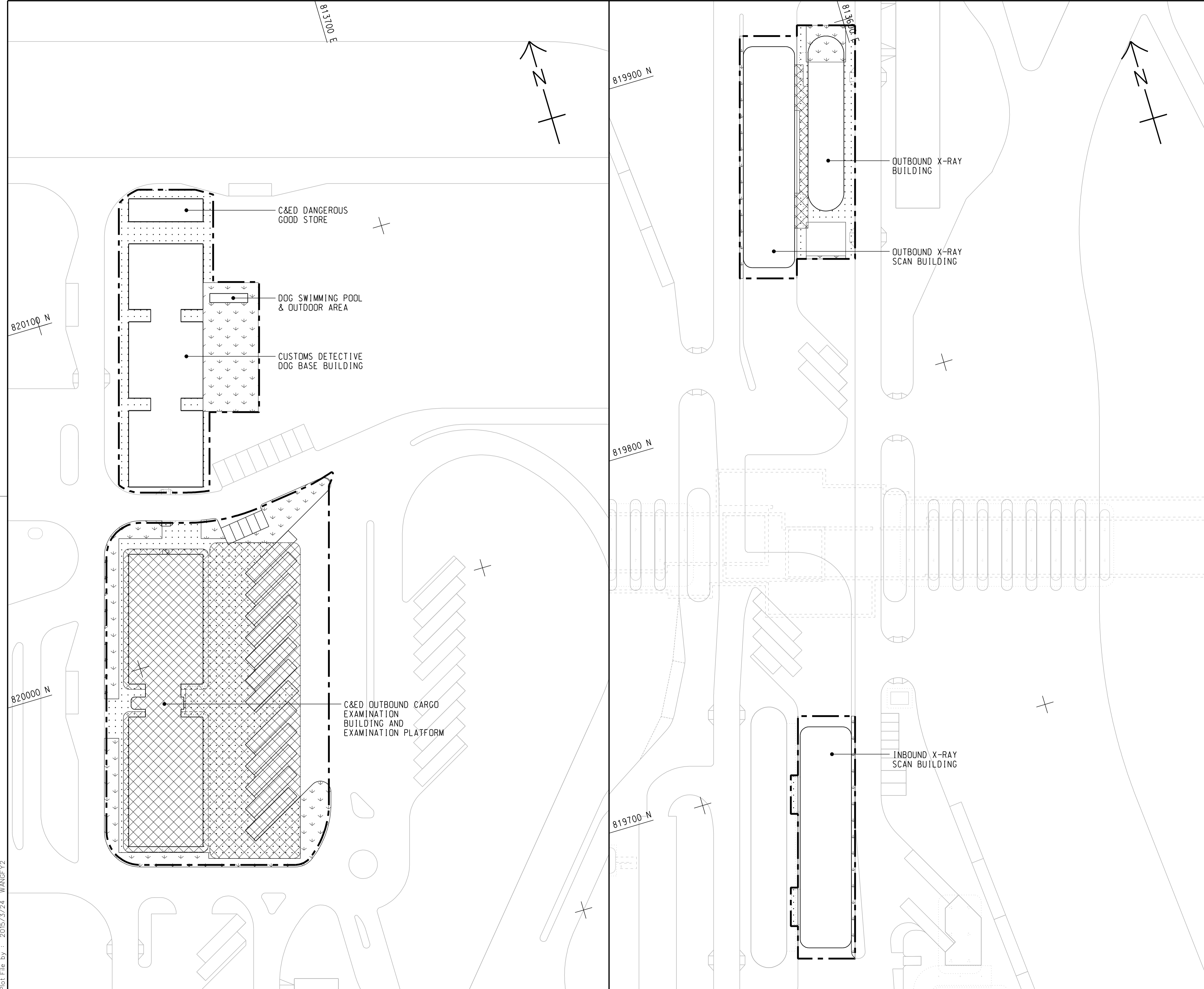
DESIGNED BY / 設計	CONTRACT NO. / 合約編號	P. Dir. / APPROVED / 批准人
BWCW	HY/2014/05	TKH

DRAWN BY / 繪圖	STATUS / 階段
WSY	初步

SCALE / 比例 A1 1 : 500

DIMENSIONS ARE IN / 尺寸單位 METRES  
© COPYRIGHT RESERVED / 版權所 有

Plot File by : 2015/3/24 WANGFY2



KEY PLAN  
SCALE 1 : 20000

- NOTES:
- FOR NOTES AND LEGEND REFER TO DRAWING NO. 60191048/C8/000/C00/1011.
  - THIS DRAWING TO BE READ IN CONJUNCTION WITH DRAWING NOS. 60191048/C8/000/C00/1011 AND 1013.

REV. 修改	DESCRIPTION 內容摘要	B.C. 校核	P.C. 繪圖	DATE 日期
-	TENDER DRAWING	BWCW	SCI	MAR. 15

路政署  
HIGHWAYS DEPARTMENT  
港珠澳大橋香港工程管理局  
Hong Kong - Zhuhai - Macao Bridge Hong Kong Project Management Office

HONG KONG-ZHUHAI-MACAO BRIDGE  
HONG KONG BOUNDARY CROSSING FACILITIES  
- REMAINING ANCILLARY BUILDINGS AND FACILITIES

GENERAL LAYOUT PLAN

SHEET 2 OF 3

**AECOM** +  
Rogers Stirk Harbour + Partners  
BURO HAPPOLD ATKINS ADI +

DRG. NO. 60191048/C8/000/C00/1012  
圖紙編號

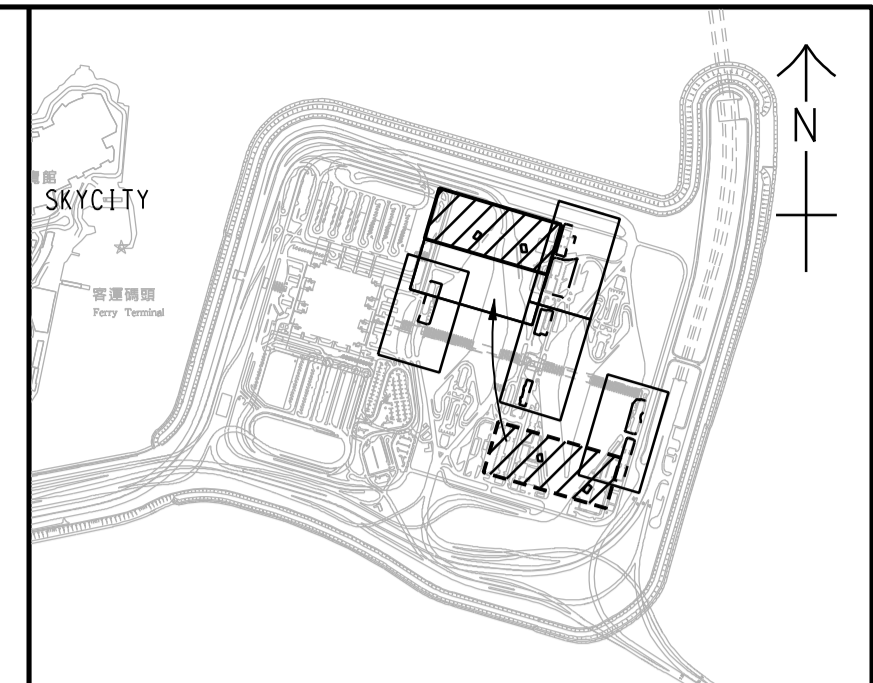
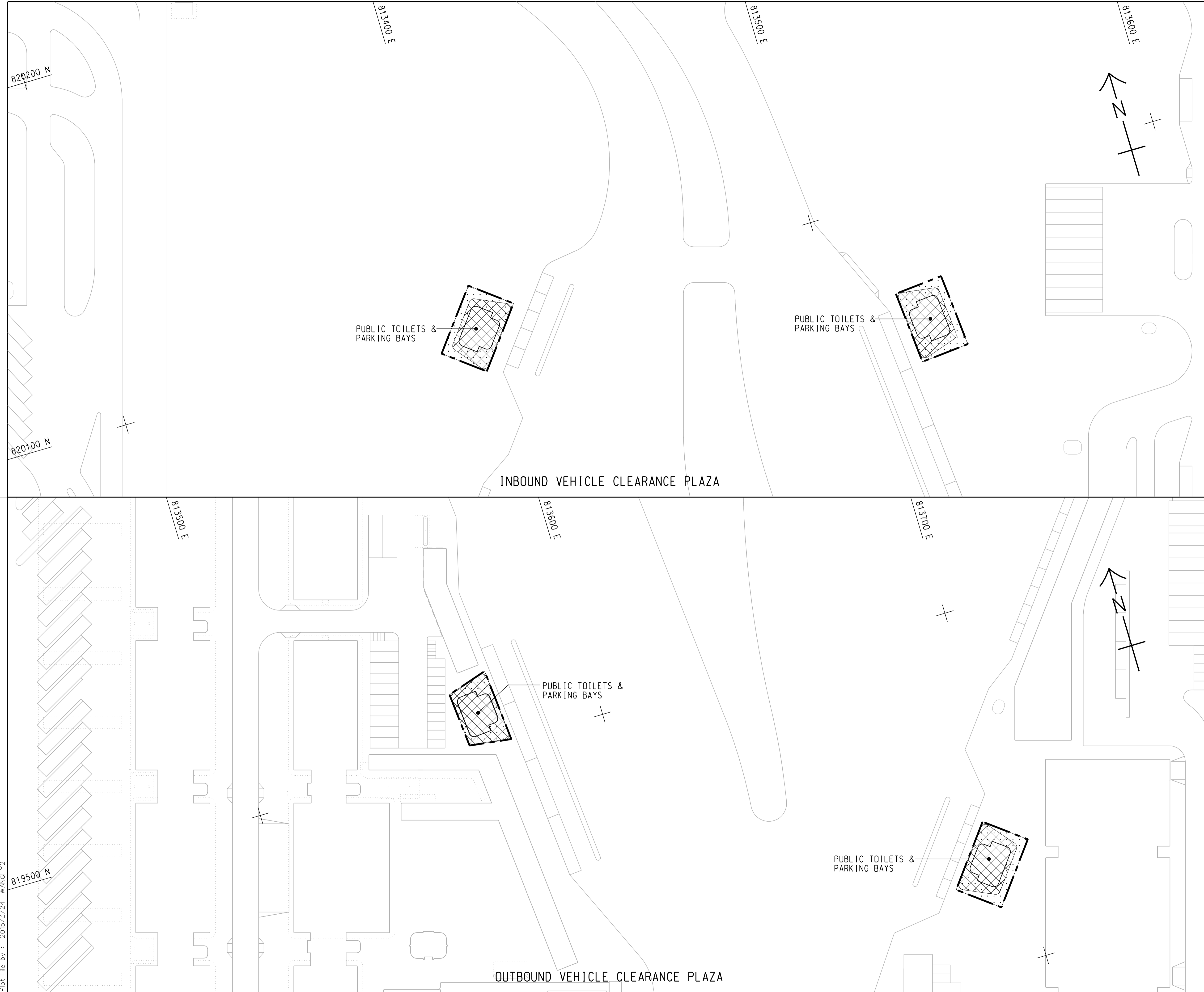
DESIGNED BY 設計	CONTRACT NO. 合約編號	P. Dir. APPROVED 批准人
BWCW	HY/2014/05	TKH

DRAWN BY 繪圖	STATUS 階段
WSY	初步

SCALE 比例 A1 1 : 500  
DIMENSIONS ARE IN 尺寸單位 METRES

© COPYRIGHT RESERVED  
版權所有

Plot File by : 2015/3/24 WANGFY2



KEY PLAN  
SCALE 1 : 20000

NOTES:

1. FOR NOTES AND LEGEND REFER TO DRAWING NO. 60191048/C8/000/C00/1011.
2. THIS DRAWING TO BE READ IN CONJUNCTION WITH DRAWING NOS. 60191048/C8/000/C00/1011 AND 1012.

REV.	DESCRIPTION	DATE
01	TENDER DRAWING	MAR. 15

HONG KONG-ZHUHAI-MACAO BRIDGE  
 HONG KONG BOUNDARY CROSSING FACILITIES  
 - REMAINING ANCILLARY BUILDINGS AND FACILITIES

GENERAL LAYOUT PLAN

SHEET 3 OF 3

Rogers Stirk Harbour + Partners  
 BURO HAPPOLD ATKINS ADI

DRG. NO. 60191048/C8/000/C00/1013  
圖紙編號

DESIGNED BY 設計	CONTRACT NO. 合約編號	P. Dir. 批准人
BWCW	HY/2014/05	TKH

DRAWN BY 繪圖	STATUS 階段
WSY	初步

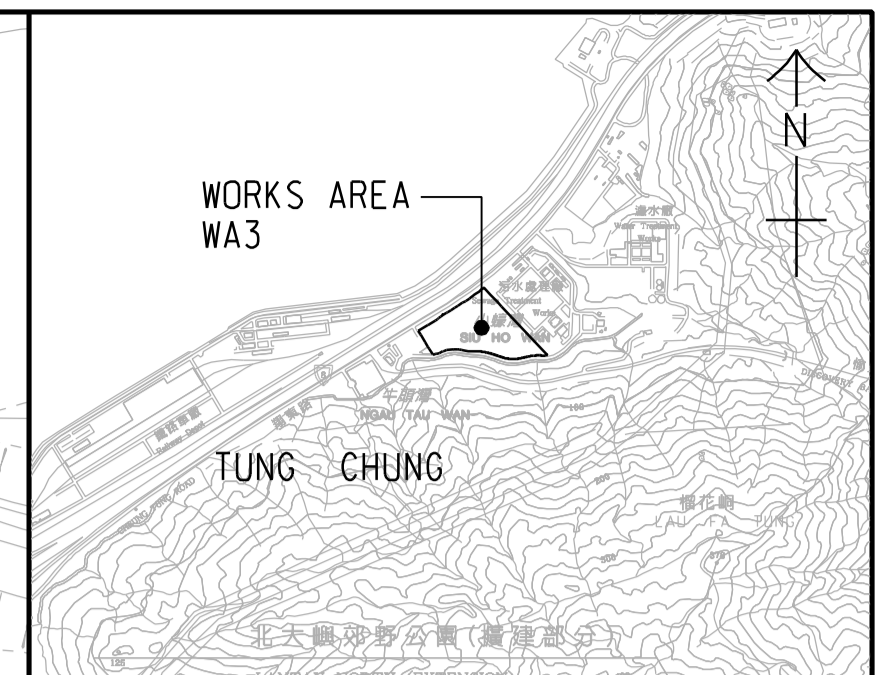
SCALE 1 : 500  
比例

DIMENSIONS ARE IN METRES  
 尺寸單位 公尺  
 © COPYRIGHT RESERVED  
 版權所 有

Plot File by : 2015/3/24 WANGFY2

SETTING OUT POINT

POINT	EASTING	NORTHING
301	817467.265	819162.683
302	817314.741	819069.828
303	817327.338	819049.295
304	817440.865	819117.811
305	817340.825	819027.314
306	817387.350	819023.403
307	817387.861	819043.396
308	817466.133	819091.047
309	817469.783	819087.181
310	817513.449	819113.764
311	817347.717	819016.082
312	817450.595	819032.307
313	817445.369	819013.157
314	817531.154	819001.065
315	817533.345	818991.306
316	817620.269	819000.620
317	817495.827	819059.596
318	817522.110	819075.388
319	817566.404	819028.472
320	817568.507	819008.526
321	817569.551	818998.621



LOCATION PLAN  
SCALE 1 : 25000

- NOTES:
- COORDINATES ARE RELATED TO HONG KONG METRIC GRID (1980).
  - DIMENSIONS ARE IN MILLIMETER AND CHAINAGE ARE IN METRES UNLESS OTHERWISE SHOWN.

LEGEND:

	WORKS AREA BOUNDARY
	PORTION 3.1
	PORTION 3.2
	PORTION 3.3
	PORTION 3.4
	PORTION 3.5
	PORTION 3.6
	PORTION 3.7
	PORTION 3.8
	PORTION 3.9
	PORTION 3.10
	NON-BUILDING AREA 8200m <sup>2</sup> (WHOLE)

REV.	DESCRIPTION	DATE
-	TENDER DRAWING	MAR. 15

HONG KONG-ZHUIHAI-MACAO BRIDGE  
HONG KONG BOUNDARY CROSSING FACILITIES  
- REMAINING ANCILLARY BUILDINGS AND FACILITIES

WORKS AREA WA3

**AECOM** **Aedas**  
Rogers Stirk Harbour + Partners  
BURO HAPPOLD ATKINS ADI

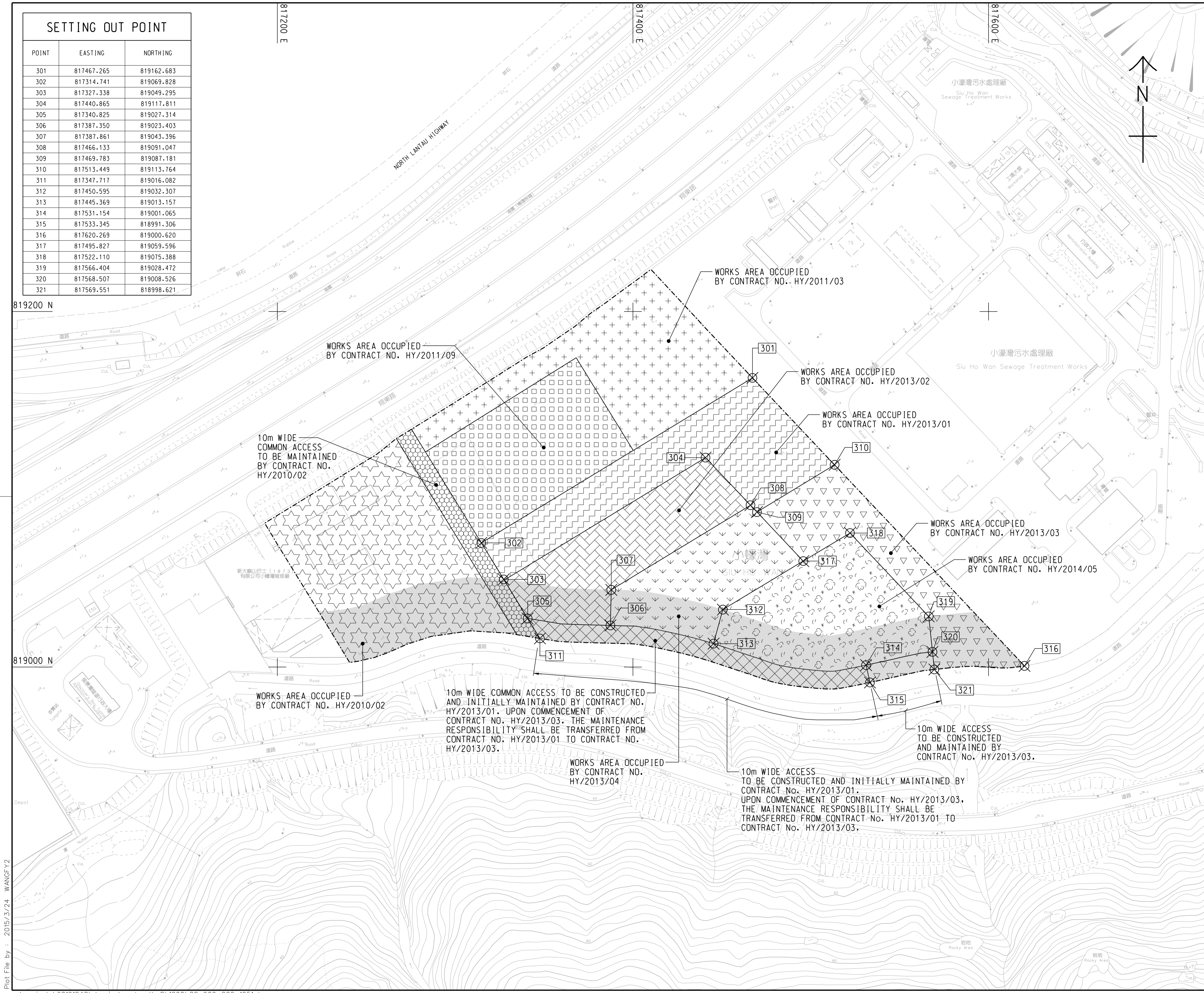
DRG. NO. 60191048/C8/000/C00/1051  
圖紙編號

DESIGNED BY 設計	CONTRACT NO. 合約編號	P. Dir. APPROVED 批准人
BWCW	HY/2014/05	TKH

DRAWN BY 繪圖	STATUS 階段
WSY	Final

DIMENSIONS ARE IN METRES  
尺寸單位 公尺

COPYRIGHT RESERVED  
版權所 有



Plot File by : 2015/3/24 WANGFY2



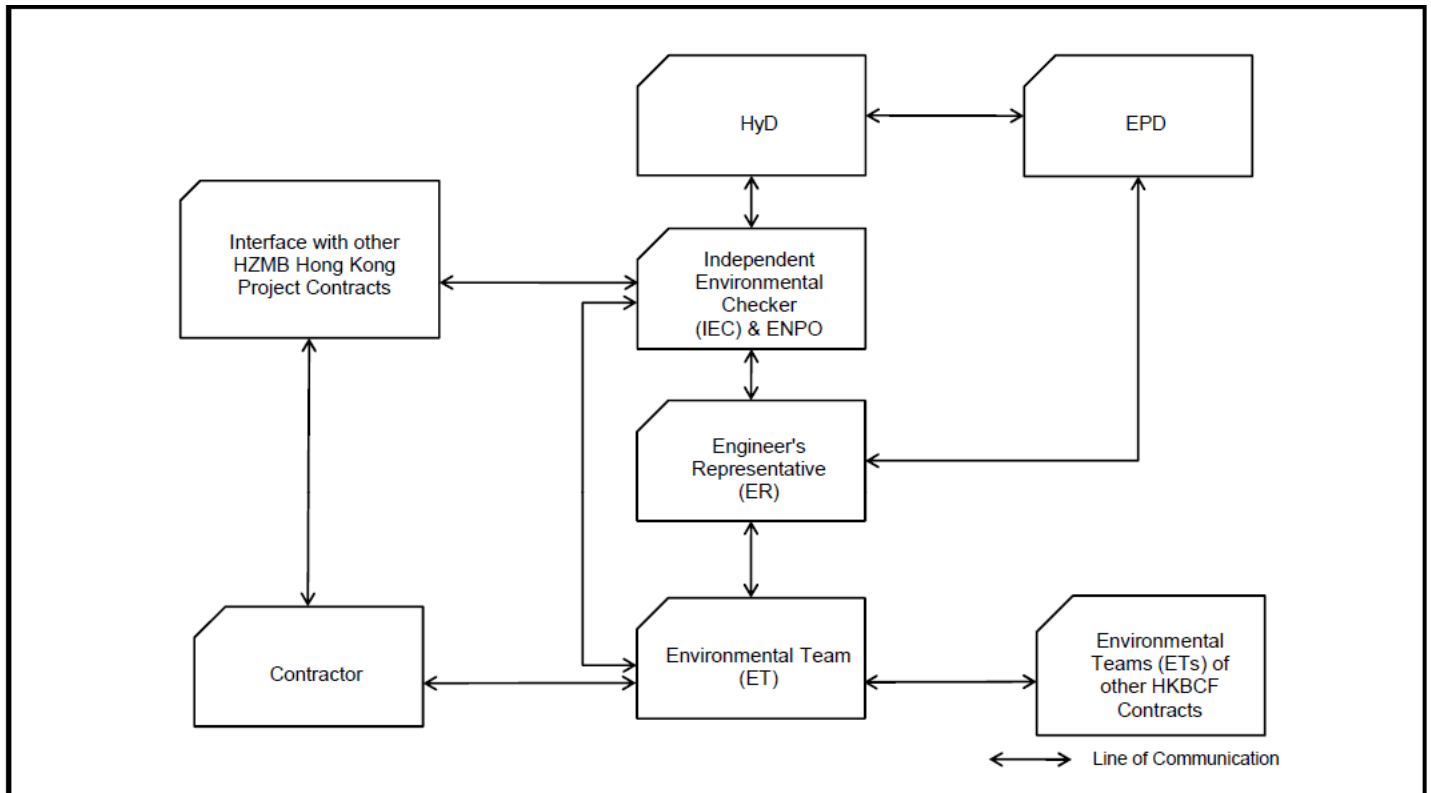
# APPENDIX B

---

## Project Organization for Environmental Works



## Project Organisation for Environmental Works





# APPENDIX C

---

## Construction Programme



Activity ID	Activity Name	January 2018			February 2018				March 2018				April 2018				May 2018				June 2018				
		14	21	28	04	11	18	25	04	11	18	25	01	08	15	22	29	06	13	20	27	03	10	17	24
<b>HY/2014/05 HKZMB HKBCF - April. 2018, Works Programme, Sta</b>																									
<b>RAB3 SUMMARY PROGRAMME</b>																									
<b>GENERAL/PRELIMINARIES</b>																									
<b>DESIGN AND ENGINEERING</b>																									
<b>PROCUREMENT, MANUFACTURING &amp; DELIVERIES</b>																									
<b>CONSTRUCTION</b>																									
<b>Building 021 - C&amp;ED Dangerous Goods Store</b>																									
Raft																									
Structure																									
ABWF/E&M																									
Internal Finishes																									
Degree 1																									
Degree 2																									
Degree 3																									
RAB-21-0420	021 - End Users and MoM handover inspection																								
External Finishes																									
Roof Finishes																									
Utilities and Drainage																									
Testing & Commissioning																									
Statutory Submissions & Approvals (Day 670 Completion)																									
Dangerous Goods Licence																									
RAB-21-0360	021 - Issue DG Licence																								
Fire Services Department (VAC)																									
RAB-FSD-830	021 - Fire Certificate Obtained (Form 172) Handover, Building 021																								
Engineer (AECOM)																									
RAB-21-2200	021 - Engineer Inspection Period																								
RAB-21-2210	021 - Engineer Issue Occupation Permit																								
RAB-KD154	KD4 - Projected completion of Section IV of the Works (670 days) Building 0																								
<b>Building 022 - Customs Detective Dog Base Building</b>																									
Excavation																									
Raft Foundations																									
Structure																									
ABWF/E&M																									
Internal Finishes																									
Specialist Installations																									
Utilities and Drainage																									
Testing & Commissioning																									
Statutory Submissions & Approvals (Day 670 Completion)																									
Water Supplies Department (WSD)																									
Fire Services Department (VAC)																									
Fire Services Department (FSD)																									
RAB-FSD-340	022 - Fire Certificate Obtained (Form 172) Handover For Building 022																								
Engineer (AECOM)																									
RAB-22-2230	022 - Engineer Inspection Period																								
RAB-22-2240	022 - Engineer Issue Occupation Permit																								
RAB-KD144	KD5 - Projected completion of Section V of the Works (670 days) Building 2;																								
<b>Building 023 - C&amp;ED Outbound Cargo Examination Building and Examination Platform</b>																									
Excavation																									
Raft Foundations - Inspection Platform																									
Raft Foundations - Main Building																									
Structure																									

■ Remaining Level of Effort   
 ■ Actual Work   
 ■ Critical Remaining ...  
■ Actual Level of Effort   
 ■ Remaining Work   
 ◻ Finish Constraint

**3-Month Rolling Programme, 01 May 2018 Stated**

Date	Revision	Checked	Approved
01-May-18	3-Month Rolling Programme, 01 May-18 Stated		



Activity ID	Activity Name	y 2018			February 2018				March 2018				April 2018				May 2018				June 2018				
		14	21	28	04	11	18	25	04	11	18	25	01	08	15	22	29	06	13	20	27	03	10	17	24
<b>ABWF/E&amp;M</b>																									
<b>North</b>																									
Internal Finishes																									
External Finishes																									
Facade																									
At Grade																									
Foot Path																									
RAB-23-5820	023 - Laying Geo Textile, North																								
RAB-23-5940	023 - Sand Bedding, North																								
RAB-23-6050	023 - Concrete Block Paving, North																								
RAB-23-6110	023 - Grouting Works to Concrete Pavers, North																								
RAB-23-6160	023 - Make good external surfaces, North																								
Pavement																									
Roof Finishes																									
Green Roof																									
<b>South</b>																									
Internal Finishes																									
Ground Floor																									
First Floor																									
External Finishes																									
Facade																									
At Grade																									
Foot Path																									
RAB-23-6100	023 - Laying Geo Textile, South																								
RAB-23-6120	023 - Sand Bedding, South																								
RAB-23-6260	023 - Concrete Block Paving, South																								
RAB-23-6300	023 - Grouting Works to Concrete Pavers, South																								
RAB-23-6330	023 - Make good external surfaces, South																								
Pavement																									
Window Wall																									
Roof Finishes																									
Roof Level Dog House																									
Building 023																									
Specialist Installations																									
Metal Canopy																									
RAB-23-6290	023 - Install Metal Cladding Panels																								
Utilities and Drainage																									
Testing & Commissioning																									
Statutory Submissions & Approvals (Day 610 Completion)																									
EMSD - Building 023 Lift Inspection																									
Water Supplies Department (WSD)																									
Commencement																									
Completion																									
Fire Services Department (VAC)																									
RAB-FSD-990	023 - FSD Re-Inspection Period, Building 023																								
RAB-FSD-910	023 - Fire Certificate Obtained (Form 172) Handover, Building 023																								
Fire Services Department (FSD)																									
RAB-FSD-300	023 - FSD Re-inspection Period For Building 023																								
RAB-FSD-112	023 - Fire Certificate Obtained (Form 172) Handover For Building 023																								
Engineer (AECOM)																									
RAB-23-2260	023 - Engineer Inspection Period																								
RAB-23-2270	023 - Engineer Issue Occupation Permit																								
RAB-KD134	KD3 - Projected completion of Section III of the Works (610 days) Building 0																								

■ Remaining Level of Effort   
 ■ Actual Work   
 ■ Critical Remaining ...  
■ Actual Level of Effort   
 ■ Remaining Work   
 ◻ Finish Constraint

**3-Month Rolling Programme, 01 May 2018 Stated**

Date	Revision	Checked	Approved
01-May-18	3-Month Rolling Programme, 01 May-18 Stated		



Activity ID	Activity Name	y 2018			February 2018				March 2018				April 2018				May 2018				June 2018			
		14	21	28	04	11	18	25	04	11	18	25	01	08	15	22	29	06	13	20	27	03	10	17
<b>Building 025 - Inbound Private Car Annexure</b>																								
Excavation																								
Raft Foundations																								
Structure																								
External Walls																								
Roof Slab																								
Cure and Strip																								
ABWF/E&M																								
Internal Finishes																								
Degree 1																								
Degree 2																								
Degree 3																								
RAB-25-7290	025 - End Users and MoM handover inspection																							
External Finishes																								
Facade																								
At Grade																								
Road Works																								
Foot Path																								
RAB-25-0600	025 - Snagging and Remedials																							
Roof Finishes																								
Green Roof																								
Specialist Installations																								
Glazed Canopy																								
IMMD Kiosk																								
RAB-25-0350	025 - External Finishes to IMMD Kiosk																							
Utilities and Drainage																								
Testing & Commissioning																								
RAB-TC25-1000	025 - T&C (HVAC, FS, P&D, OTHERS)																							
Statutory Submissions & Approvals (Day 670 Completion)																								
Water Supplies Department (WSD)																								
Commencement																								
Completion																								
Fire Services Department (VAC)																								
RAB-FSD-950	025 - Fire Certificate Obtained (Form 172) Handover, Building 021																							
Fire Services Department (FSD)																								
RAB-FSD-370	025 - Fire Certificate Obtained (Form 172) Handover For Building 025																							
Engineer (AECOM)																								
RAB-25-7230	025 - Engineer Inspection Period																							
RAB-25-7240	025 - Engineer Issue Occupation Permit																							
RAB-KD124	KD6 - Projected completion of Section VI of the Works (670 days) Building 0																							
<b>Building 032 - Outbound Private Car Annexure</b>																								
Excavation																								
Raft Foundations																								
Structure																								
External Walls																								
Roof Slab																								
Cure and Strip																								
ABWF/E&M																								
Internal Finishes																								
Roof Finishes																								
Green Roof																								
External Finishes																								
Facade																								
RAB-32-0580	032 - Make good external surfaces																							

■ Remaining Level of Effort   
 ■ Actual Work   
 ■ Critical Remaining ...  
■ Actual Level of Effort   
 ■ Remaining Work   
 ◻ Finish Constraint

**3-Month Rolling Programme, 01 May 2018 Stated**

Date	Revision	Checked	Approved
01-May-18	3-Month Rolling Programme, 01 May-18 Stated		



Activity ID	Activity Name	y 2018			February 2018				March 2018				April 2018				May 2018				June 2018				
		14	21	28	04	11	18	25	04	11	18	25	01	08	15	22	29	06	13	20	27	03	10	17	24
<b>At Grade</b>																									
<b>Road Works</b>																									
<b>Foot Path</b>																									
RAB-32-6450	032 - Laying Geo Textile + Sand Bedding																								
RAB-32-6440	032 - Concrete Block Paving																								
RAB-32-6490	032 - Grouting Works to Concrete Pavers																								
RAB-32-0600	032 - Snagging and Remedials (KD7)																								
<b>Specialist Installations</b>																									
<b>IMMD Kiosk</b>																									
RAB-32-0350	032 - External Finishes to IMMD Kiosk																								
<b>Glazed Canopy</b>																									
<b>Utilities and Drainage</b>																									
<b>Testing &amp; Commissioning</b>																									
<b>Statutory Submissions &amp; Approvals (Day 670 Completion)</b>																									
<b>Water Supplies Department (WSD)</b>																									
<b>Fire Services Department (FSD)</b>																									
RAB-FSD-700	032 - FSD Re-Inspection Period For Building 032																								
RAB-FSD-400	032 - Fire Certificate Obtained (Form 172) Handover For Building 032																								
<b>TPIDC</b>																									
RAB-32-7260	032 - Engineer Inspection Period																								
RAB-32-7270	032 - Engineer Issue Occupation Permit																								
RAB-KD114	KD7 - Projected completion of Section VII of the Works (670 days) Building (																								
<b>Building 044 - E&amp;M Maintenance Building</b>																									
<b>Excavation</b>																									
<b>Raft</b>																									
<b>Structure</b>																									
<b>ABWF/E&amp;M</b>																									
<b>Ground Floor</b>																									
RAB-44-0410	044 - ABWF and MEP works to Degree 3 (KD8C)																								
<b>First Floor</b>																									
RAB-44-0560	044 - ABWF and MEP works to Degree 3 (KD8C)																								
<b>Second Floor</b>																									
RAB-44-0620	044 - ABWF and MEP works to Degree 3 (KD8C)																								
RAB-KD8C20	KD8C - Projected achievement of Stage 8C of the Works																								
RAB-44-0650	044 - End Users and MoM handover inspection																								
<b>Roof Finishes</b>																									
<b>Green Roof</b>																									
<b>External Finishes</b>																									
<b>Facade</b>																									
RAB-44-0590	044 - Make good external surfaces																								
<b>At Grade</b>																									
RAB-44-6520	044 - Prepare Sub Grade																								
RAB-44-6510	044 - Laying Geo Textile																								
RAB-44-6530	044 - Sand Bedding																								
RAB-44-6500	044 - Concrete Block Paving																								
RAB-44-6550	044 - Grouting Works to Concrete Pavers																								
RAB-44-0630	044 - Snagging and Remedials																								
<b>Specialist Installations</b>																									
<b>Window Wall</b>																									
<b>Utilities and Drainage</b>																									
<b>Testing &amp; Commissioning</b>																									
RAB-TC44-1000	044 - T&C (HVAC, FS, P&D, OTHERS)																								

■ Remaining Level of Effort   
 ■ Actual Work   
 ■ Critical Remaining ...  
■ Actual Level of Effort   
 ■ Remaining Work   
 ◻ Finish Constraint

**3-Month Rolling Programme, 01 May 2018 Stated**

Date	Revision	Checked	Approved
01-May-18	3-Month Rolling Programme, 01 May-18 Stated		



Activity ID	Activity Name	y 2018			February 2018				March 2018				April 2018				May 2018				June 2018					
		14	21	28	04	11	18	25	04	11	18	25	01	08	15	22	29	06	13	20	27	03	10	17	24	
<b>Statutory Submissions &amp; Approvals</b>																										
<b>EMSD - Building 044 Lift Inspection</b>																										
<b>Water Supplies Department (WSD)</b>																										
<b>Fire Services Department (FSD)</b>																										
RAB-FSD-136	044 FSD Re-Inspection Period For Building 044																									
RAB-FSD-120	044 Fire Certificate Obtained (Form 172) Handover For Building 044																									
<b>Engineer (AECOM)</b>																										
RAB-44-7290	044 - Engineer Inspection Period																									
RAB-44-7280	044 - Submit Building 044 As Built Drawings to Engineer																									
RAB-44-7300	044 - Engineer Issue Occupation Permit																									
RAB-KD104	KD8 - Projected completion of Section VIII of the Works (670 days) Building																									
<b>Building 045 - Highways Depot &amp; Administration Building</b>																										
<b>Raft</b>																										
<b>Structure</b>																										
<b>ABWF/E&amp;M</b>																										
<b>South Section</b>																										
<b>Ground Floor</b>																										
RAB-45-0640	045 - ABWF and MEP works to Degree 3 (KD8C), South																									
<b>First Floor</b>																										
RAB-45-0840	045 - ABWF and MEP works to Degree 3 (KD8C), South																									
<b>Second Floor (South)</b>																										
RAB-45-0970	045 - ABWF and MEP works to Degree 3 (KD8C), South																									
<b>External Finishes South</b>																										
<b>Roof Finishes South</b>																										
<b>Facade</b>																										
<b>At Grade</b>																										
RAB-45-6580	045 - Prepare Sub Grade, South																									
RAB-45-6570	045 - Laying Geo Textile, South																									
RAB-45-6600	045 - Sand Bedding, South																									
RAB-45-6560	045 - Concrete Block Paving, South																									
RAB-45-6610	045 - Grouting Works to Concrete Pavers, South																									
RAB-45-0980	045 - Snagging and Remedials, South																									
<b>Middle Section</b>																										
<b>Ground Floor</b>																										
RAB-45-0490	045 - ABWF and MEP works to Degree 3 (KD8C), Middle																									
<b>First Floor</b>																										
RAB-45-0730	045 - ABWF and MEP works to Degree 3 (KD8C), Middle																									
RAB-45-0790	045 - End Users and MoM handover inspection, Middle																									
RAB-KD8C10	KD8C - Projected achievement of Stage 8C of the Works (610 days), Middl																									
<b>External Finishes Middle</b>																										
<b>Facade</b>																										
RAB-45-0890	045 - External Painting, Middle																									
<b>At Grade</b>																										
RAB-45-6640	045 - Prepare Sub Grade, Middle																									
RAB-45-6630	045 - Laying Geo Textile, Middle																									
RAB-45-6660	045 - Sand Bedding, Middle																									
RAB-45-6620	045 - Concrete Block Paving, Middle																									
RAB-45-6670	045 - Grouting Works to Concrete Pavers, Middle																									
RAB-45-0960	045 - Make good external surfaces, Middle																									
<b>Green Roof Middle</b>																										
<b>Specialist Installations</b>																										
<b>Window Wall</b>																										

■ Remaining Level of Effort   
 ■ Actual Work   
 ■ Critical Remaining ...  
■ Actual Level of Effort   
 ■ Remaining Work   
 ◻ Finish Constraint

**3-Month Rolling Programme, 01 May 2018 Stated**

Date	Revision	Checked	Approved
01-May-18	3-Month Rolling Programme, 01 May-18 Stated		



Activity ID	Activity Name	January 2018			February 2018				March 2018				April 2018				May 2018				June 2018				
		14	21	28	04	11	18	25	04	11	18	25	01	08	15	22	29	06	13	20	27	03	10	17	24
<b>Utilities and Drainage</b>																									
<b>Testing &amp; Commissioning</b>																									
RAB-TC45-1020	045 - T&C (HVAC, FS, P&D, OTHERS)	[Gantt bar from Jan 14 to Apr 15]																							
<b>Statutory Submissions &amp; Approvals (Day 670 Completion)</b>																									
<b>EMSD - Building 045 Lift Inspection</b>																									
<b>U/G Fuel Tank</b>																									
<b>Water Supplies Department (WSD)</b>																									
<b>Generator Set - Design</b>																									
<b>Fire Services Department (FSD)</b>																									
RAB-FSD-710	045 - FSD Re-Inspection Period For Building 045	[Vertical bar at Apr 08]																							
RAB-FSD-460	045 - Fire Certificate Obtained (Form 172) Handover of Building 045	[Vertical bar at Apr 29]																							
<b>Engineer (AECOM)</b>																									
RAB-45-7310	045 - Submit Building 045 As Built Drawings to Engineer	[Vertical bar at Apr 29]																							
RAB-45-7320	045 - Engineer Inspection Period	[Vertical bar at Apr 29]																							
RAB-45-7330	045 - Engineer Issue Occupation Permit	[Vertical bar at Apr 29]																							
RAB-KD94	KD8 - Projected Completion of Section VIII of the Works (670 days) Building	[Vertical bar at Apr 29]																							
<b>Building 050 - Public Toilets Type 2</b>																									
<b>Public Toilet (Portion H1)</b>																									
<b>Excavation</b>																									
<b>Raft</b>																									
<b>Structure</b>																									
<b>ABWF/E&amp;M</b>																									
<b>Internal Finishes</b>																									
<b>Degree 1</b>																									
RAB-KD9A10	KD9A - Projected achievement of Stage 9A of the Works	[Vertical bar at Apr 29]																							
<b>Degree 2</b>																									
<b>Degree 3</b>																									
RAB-50-1280	050 H1 - ABWF and MEP works to Degree 3 (KD9C)	[Gantt bar from Jan 14 to Apr 15]																							
RAB-50-1290	050 H1 - Snagging and Remedials	[Gantt bar from Apr 15 to Apr 22]																							
RAB-KD9C10	KD9C - Projected achievement of Stage 9C of the Works	[Vertical bar at Apr 29]																							
RAB-50-7460	050 H1 - End Users and MoM handover inspection	[Vertical bar at Apr 29]																							
RAB-KD54	KD9 - Completion of Section IX of the Works (670 days) Building 50 (H1)	[Vertical bar at Apr 29]																							
<b>Specialist installation</b>																									
RAB-50-1240	050 H1 - Installation of Sanitaryware and Fixtures	[Gantt bar from Feb 04 to Apr 22]																							
<b>Roof Finishes</b>																									
RAB-50-4320	050 H1 - Install Aluminium Cladding	[Gantt bar from Feb 11 to Apr 22]																							
RAB-50-1230	050 H1 - Installation of Aluminium Canopy	[Gantt bar from Mar 18 to Apr 22]																							
<b>External Finishes</b>																									
RAB-50-1260	050 H1 - Make good external surfaces	[Gantt bar from Apr 15 to Apr 22]																							
<b>At-Grade</b>																									
<b>Utilities and Drainage</b>																									
<b>Testing &amp; Commissioning</b>																									
RAB-TC50-1000	050 H1 - T&C (HVAC, FS, P&D, OTHERS)	[Gantt bar from Jan 14 to Apr 15]																							
<b>Statutory Submissions &amp; Approvals (Day 670 Completion)</b>																									
<b>Water Supplies Department (WSD)</b>																									
<b>Commencement</b>																									
<b>Completion</b>																									
RAB-WSD-474	050 H1 - Permanent Water ON/WSD Issue Water Certificate for Building 050	[Vertical bar at Apr 29]																							
<b>Fire Services Department (FSD)</b>																									
RAB-FSD-720	050 H1 - FSD Re-Inspection Period For Building 050	[Vertical bar at Apr 08]																							
RAB-FSD-580	050 H1 - Fire Certificate Obtained (Form 172) Handover of Building 050	[Vertical bar at Apr 29]																							
<b>Engineer (AECOM)</b>																									
RAB-50-7340	050 H1 - Submit Building 050 H1 As Built Drawings to Engineer	[Vertical bar at Apr 29]																							

■ Remaining Level of Effort   
 ■ Actual Work   
 ■ Critical Remaining ...  
■ Actual Level of Effort   
 ■ Remaining Work   
 ◻ Finish Constraint

**3-Month Rolling Programme, 01 May 2018 Stated**

Date	Revision	Checked	Approved
01-May-18	3-Month Rolling Programme, 01 May-18 Stated		





Activity ID	Activity Name	January 2018			February 2018				March 2018				April 2018				May 2018				June 2018				
		14	21	28	04	11	18	25	04	11	18	25	01	08	15	22	29	06	13	20	27	03	10	17	24
RAB-50-7350	050 H1 - Engineer Inspection Period																								
RAB-50-7360	050 H1 - Engineer Issue Occupation Permit																								
<b>Public Toilet (Portion H2)</b>																									
<b>Excavation</b>																									
<b>Raft</b>																									
<b>Structure</b>																									
<b>ABWF/E&amp;M</b>																									
<b>Internal Finishes</b>																									
<b>Degree 1</b>																									
<b>Degree 2</b>																									
RAB-KD10B10	KD10B - Projected achievement of Stage 10B of the Works																								
<b>Degree 3</b>																									
RAB-50-2280	050 H2 - ABWF and MEP works to Degree 3 (KD10C)																								
RAB-50-2290	050 H2 - Snagging and Remedials																								
RAB-KD10C10	KD10C - Projected achievement of Stage 10C of the Works																								
RAB-50-7470	050 H2 - End Users and MoM handover inspection																								
RAB-KD84	KD10 - Projected Completion of Section X of the Works (670 days) Building																								
<b>Specialist installation</b>																									
RAB-50-2240	050 H2 - Installation of Sanitaryware and Fixtures																								
<b>Roof Finishes</b>																									
RAB-50-2200	050 H2 - Install Railing - 49m																								
RAB-50-4360	050 H2 - Install Aluminium Cladding																								
RAB-50-2230	050 H2 - Installation of Aluminium Canopy																								
<b>External Finishes</b>																									
RAB-50-2260	050 H2 - Make good external surfaces																								
<b>Utilities and Drainage</b>																									
<b>Testing &amp; Commissioning</b>																									
RAB-TC50-1010	050 H2 - T&C (HVAC, FS, P&D, OTHERS)																								
<b>Statutory Submissions &amp; Approvals (Day 670 Completion)</b>																									
<b>Water Supplies Department (WSD)</b>																									
<b>Commencement</b>																									
<b>Completion</b>																									
RAB-WSD-444	050 H2 - Permanent Water ON/WSD Issue Water Certificate for Building 050																								
<b>Fire Services Department (FSD)</b>																									
RAB-FSD-730	050 H2 - FSD Re-Inspection Period For Building 050																								
RAB-FSD-550	050 H2 - Fire Certificate Obtained (Form 172) Handover of Building 050																								
<b>Engineer (AECOM)</b>																									
RAB-50-7370	050 H2 - Submit Building 050 H2 As Built Drawings to Engineer																								
RAB-50-7380	050 H2 - Engineer Inspection Period																								
RAB-50-7390	050 H2 - Engineer Issue Occupation Permit																								
<b>Public Toilet (Portion A1)</b>																									
<b>Excavation</b>																									
<b>Raft</b>																									
<b>Structure</b>																									
<b>ABWF/E&amp;M</b>																									
<b>Internal Finishes</b>																									
<b>Degree 1</b>																									
<b>Degree 2</b>																									
<b>Degree 3</b>																									
RAB-50-3280	050 A1 - ABWF and MEP works to Degree 3 (KD11C)																								
RAB-50-3290	050 A1 - Snagging and Remedials																								
RAB-KD11C10	KD11C - Projected achievement of Stage 11C of the Works																								

■ Remaining Level of Effort   
 ■ Actual Work   
 ■ Critical Remaining ...  
■ Actual Level of Effort   
 ■ Remaining Work   
 ◻ Finish Constraint

**3-Month Rolling Programme, 01 May 2018 Stated**

Date	Revision	Checked	Approved
01-May-18	3-Month Rolling Programme, 01 May-18 Stated		





Activity ID	Activity Name	January 2018			February 2018				March 2018				April 2018				May 2018			June 2018					
		14	21	28	04	11	18	25	04	11	18	25	01	08	15	22	29	06	13	20	27	03	10	17	24
RAB-FSD-290	050 A2 - FSD Re-Inspection Period For Building 050																								
RAB-FSD-280	050 A2 - Fire Certificate Obtained (Form 172) Handover of Building 050																								
<b>Engineer (AECOM)</b>																									
RAB-50-7430	050 A2 - Submit Building 050 H2 As Built Drawings to Engineer																								
RAB-50-7440	050 A2 - Engineer Inspection Period																								
RAB-50-7450	050 A2 - Engineer Issue Occupation Permit																								
<b>Building 053 - Outbound X-Ray Building</b>																									
Excavation																									
Raft																									
Structure																									
ABWF/E&M																									
Glazed Canopy																									
Utilities and Drainage																									
Testing & Commissioning																									
Statutory Submissions & Approvals (Day 470 Completion)																									
EMSD - Building 053 Lift Inspection																									
Water Supplies Department (WSD)																									
Commencement																									
Completion																									
Fire Services Department (FSD)																									
RAB-FSD-430	053 - Fire Certificate Obtained (Form 172) Handover For Building 053																								
<b>Engineer (AECOM)</b>																									
RAB-53-7470	053 - Engineer Inspection Period																								
RAB-53-7480	053 - Engineer Issue Occupation Permit																								
RAB-KD44	KD1 - Projected Completion of Section I of the Works (470 days) Building 053																								
<b>Building 058 - Outbound X-Ray Scan Tunnel</b>																									
Excavation																									
Raft																									
Structure																									
ABWF/E&M																									
Glazed Canopy																									
Utilities and Drainage																									
Testing & Commissioning																									
Statutory Submissions & Approvals (Day 470 Completion)																									
Fire Services Department (FSD)																									
RAB-FSD-122	058 - FSD Re-Inspection Period For Building 058																								
RAB-FSD-104	058 - Fire Certificate Obtained (Form 172) Handover For Building 058																								
<b>Engineer (AECOM)</b>																									
RAB-58-7500	058 - Engineer Inspection Period																								
RAB-58-7510	058 - Engineer Issue Occupation Permit																								
RAB-KD34	KD1 - Projected Completion of Section I of the Works (470 days) Building 058																								
<b>Building 059 - Inbound X-Ray Scan Tunnel</b>																									
Excavation																									
Raft Foundations																									
Structure																									
ABWF/E&M																									
Internal Finishes																									
Degree 1																									
Degree 2																									
Degree 3																									
RAB-59-7550	059 - End Users and MoM handover inspection																								
External Finishes																									
Facade																									

■ Remaining Level of Effort   
 ■ Actual Work   
 ■ Critical Remaining ...  
■ Actual Level of Effort   
 ■ Remaining Work   
 ◻ Finish Constraint

**3-Month Rolling Programme, 01 May 2018 Stated**

Date	Revision	Checked	Approved
01-May-18	3-Month Rolling Programme, 01 May-18 Stated		



Activity ID	Activity Name	January 2018			February 2018				March 2018				April 2018				May 2018				June 2018				
		14	21	28	04	11	18	25	04	11	18	25	01	08	15	22	29	06	13	20	27	03	10	17	24
RAB-59-0480	059 - External Painting	[Gantt bar from Jan 14 to Apr 15]																							
<b>At Grade</b>																									
RAB-59-6700	059 - Prepare Sub Grade	[Gantt bar from Jan 14 to Apr 15]																							
RAB-59-6690	059 - Laying Geo Textile																								
RAB-59-6720	059 - Sand Bedding																								
RAB-59-6680	059 - Concrete Block Paving																								
RAB-59-6730	059 - Grouting Works to Concrete Pavers																								
RAB-59-0650	059 - Make good external surfaces																								
<b>Roof Finishes</b>																									
<b>Glazed Canopy</b>																									
<b>Utilities and Drainage</b>																									
<b>Testing &amp; Commissioning</b>																									
<b>Statutory Submissions &amp; Approvals (Day 470 Completion)</b>																									
<b>Fire Services Department (FSD)</b>																									
RAB-FSD-490	059 - Fire Certificate Obtained (Form 172) Handover For Building 059	[Finish constraint triangle at May 29]																							
<b>Engineer (AECOM)</b>																									
RAB-59-7530	059 - Engineer Inspection Period	[Finish constraint triangle at May 29]																							
RAB-59-7540	059 - Engineer Issue Occupation Permit	[Finish constraint triangle at May 29]																							
RAB-KD24	KD2 - Projected Completion of Section II of the Works (470 days) Building 0	[Finish constraint triangle at May 29]																							

■ Remaining Level of Effort   
 ■ Actual Work   
 ■ Critical Remaining ...  
■ Actual Level of Effort   
 ■ Remaining Work   
 △ Finish Constraint

**3-Month Rolling Programme, 01 May 2018 Stated**

Date	Revision	Checked	Approved
01-May-18	3-Month Rolling Programme, 01 May-18 Stated		

Activity ID	Activity Name
<b>Hong Kong-Zhuhai_Macao Bridge Hong Kong Boundary Crossing F</b>	
<b>Key Dates</b>	
<b>Interface Activities</b>	
<b>Site and Facility Inspection</b>	
JS1200	Pre Site and Facility Inspection by Contractor at Location 4 - Deg2
JS1210	Joint Site and Facility Inspection with Interface Contractor at Location 4 - Deg2
JS1620	Pre Site and Facility Inspection by Contractor at Location 14 - Deg2
JS1630	Joint Site and Facility Inspection with Interface Contractor at Location 14 - Deg2
JS1760	Pre Site and Facility Inspection by Contractor at Location 18 - Deg1
JS1770	Joint Site and Facility Inspection with Interface Contractor at Location 18 - Deg1
JS1780	Pre Site and Facility Inspection by Contractor at Location 18 - Deg2
JS1790	Joint Site and Facility Inspection with Interface Contractor at Location 18 - Deg2
<b>Access Dates</b>	
AD1000	Location 1(PCB (001) Basement)-Deg1 (270d)
AD1010	Location 1(PCB (001) Basement)-Deg2 (380d)
AD1020	Location 1(PCB (001) ELV Room (Grid Line E3))-Deg1 (270d)
AD1030	Location 1(PCB (001) ELV Room (Grid Line E3))-Deg2 (380d)
AD1040	Location 2(PCB (001) First Floor Main Server Room)-Deg1 (330d)
AD1050	Location 2(PCB (001) First Floor Main Server Room)-Deg2 (380d)
AD1060	Location 2(PCB (001) First Floor Main Server Room) - For Server Installation - Deg2 (380d)
AD1070	Location 2(PCB (001) Ground Floor ELV Room (Grid Line E3)) - Deg1 (330d)
AD1080	Location 2(PCB (001) Ground Floor DOH Port Health Control Room (Grid Line BD5)) - Deg1 (330d)
AD1090	Location 2(PCB (001) Ground Floor DOH Port Health Control Room (Grid Line BD5)) - Deg2 (380d)
AD1130	Location 3(Inbd Cargo Exam Bldg (037) Platform Control Room)-Deg2 (500d)
AD1150	Location 3(Inbd Cargo Exam Bldg (037) Inspector Offices 128,129,130,131,128,129,14)
AD1170	Location 3a(Inbd Cargo Exam Bldg (037) ROCARS Room)-Deg2 (480d)
AD1190	Location 3a(Inbd Cargo Exam Bldg (037) Main Server Room)-Deg2 (480d)
AD1200	Location 3a(Inbd Cargo Exam Bldg (037) Main Server Room) - For Server installation - Deg2 (480d)
AD1220	Location 4(Outbd Cargo Exam Bldg (023))-Deg2 (680d)
AD1240	Location 4a(Outbd Cargo Exam Bldg (023))-Deg2 (630d)
AD1270	Location 6(Common Utility Enclosure & Staff Subway)-Deg1 (400d)
AD1290	Location 7(Common Utility Enclosure & Staff Subway)-Deg1 (270d)
AD1300	Location 8(Inbd Private Car Annex (025))-Deg1 (430d)
AD1310	Location 8(Inbd Private Car Annex (025))-Deg2 (580d)
AD1320	Location 8(Inbd Private Car Annex (025) Canopy)-Deg1 (430d)
AD1330	Location 8(Inbd Private Car Annex (025) Canopy)-Deg2 (580d)
AD1340	Location 9(Outbd Private Car Annex (032))-Deg1 (520d)
AD1350	Location 9(Outbd Private Car Annex (032))-Deg2 (660d)
AD1360	Location 9(Outbd Private Car Annex (032) Canopy)-Deg1 (520d)
AD1370	Location 9(Outbd Private Car Annex (032) Canopy)-Deg2 (660d)
AD1501	Location 12(Inbd Private Car Kiosks(027))-Deg1 (400d) Phase 2
AD1510	Location 12(Inbd Private Car Kiosks(027))-Deg2 (480d) Phase 1
AD1511	Location 12(Inbd Private Car Kiosks(027))-Deg2 (480d) Phase 2
AD1521	Location 12(Inbd Private Car Kiosks(027) Canopy)-Deg1 (400d) Phase 2

				2015				2016				2017				2018				2019		
				Q2	Q3	Q4	Q1	Q2	Q3	Q4	Q1	Q2	Q3	Q4	Q1	Q2	Q3	Q4	Q1	Q2	Q3	
				22-Oct-17, Hong Kong-Zhuhai_Macao Bridge																		
				23-Jun-17, Site and Facility Inspection:																		
				Pre Site and Facility Inspection by Contractor at Location 4 - Deg2																		
				Joint Site and Facility Inspection with Interface Contractor at Location 4 - Deg2																		
				Pre Site and Facility Inspection by Contractor at Location 14 - Deg2																		
				Joint Site and Facility Inspection with Interface Contractor at Location 14 - Deg2																		
				Pre Site and Facility Inspection by Contractor at Location 18 - Deg1																		
				Joint Site and Facility Inspection with Interface Contractor at Location 18 - Deg1																		
				Pre Site and Facility Inspection by Contractor at Location 18 - Deg2																		
				Joint Site and Facility Inspection with Interface Contractor at Location 18 - Deg2																		
				24-Aug-17, Access Dates																		
				Location 1(PCB (001) Basement)-Deg1 (270d), 31-May-17																		
				Location 1(PCB (001) Basement)-Deg2 (380d), 15-Jun-17																		
				Location 1(PCB (001) ELV Room (Grid Line E3))-Deg1 (270d), 31-May-17																		
				Location 1(PCB (001) ELV Room (Grid Line E3))-Deg2 (380d), 15-Jun-17																		
				Location 2(PCB (001) First Floor Main Server Room)-Deg1 (330d), 31-May-17																		
				Location 2(PCB (001) First Floor Main Server Room)-Deg2 (380d), 15-Jun-17																		
				Location 2(PCB (001) First Floor Main Server Room) - For Server Installation - Deg2 (380d), 15-Jun-17																		
				Location 2(PCB (001) Ground Floor ELV Room (Grid Line E3)) - Deg1 (330d), 31-May-17																		
				Location 2(PCB (001) Ground Floor DOH Port Health Control Room (Grid Line BD5)) - Deg1 (330d), 31-May-17																		
				Location 2(PCB (001) Ground Floor DOH Port Health Control Room (Grid Line BD5)) - Deg2 (380d), 15-Jun-17																		
				Location 3(Inbd Cargo Exam Bldg (037) Platform Control Room)-Deg2 (500d), 15-Jun-17																		
				Location 3(Inbd Cargo Exam Bldg (037) Inspector Offices 128,129,130,131,128,129,14), 15-Jun-17																		
				Location 3a(Inbd Cargo Exam Bldg (037) ROCARS Room)-Deg2 (480d), 15-Jun-17																		
				Location 3a(Inbd Cargo Exam Bldg (037) Main Server Room)-Deg2 (480d), 15-Jun-17																		
				Location 3a(Inbd Cargo Exam Bldg (037) Main Server Room) - For Server installation - Deg2 (480d), 15-Jun-17																		
				Location 4(Outbd Cargo Exam Bldg (023))-Deg2 (680d), 15-Jun-17																		
				Location 4a(Outbd Cargo Exam Bldg (023))-Deg2 (630d), 15-Jun-17																		
				Location 6(Common Utility Enclosure & Staff Subway)-Deg1 (400d), 15-Jun-17																		
				Location 7(Common Utility Enclosure & Staff Subway)-Deg1 (270d), 15-Jun-17																		
				Location 8(Inbd Private Car Annex (025))-Deg1 (430d), 15-Jun-17																		
				Location 8(Inbd Private Car Annex (025))-Deg2 (580d), 15-Jun-17																		
				Location 8(Inbd Private Car Annex (025) Canopy)-Deg1 (430d), 15-Jun-17																		
				Location 8(Inbd Private Car Annex (025) Canopy)-Deg2 (580d), 15-Jun-17																		
				Location 9(Outbd Private Car Annex (032))-Deg1 (520d), 15-Jun-17																		
				Location 9(Outbd Private Car Annex (032))-Deg2 (660d), 15-Jun-17																		
				Location 9(Outbd Private Car Annex (032) Canopy)-Deg1 (520d), 15-Jun-17																		
				Location 9(Outbd Private Car Annex (032) Canopy)-Deg2 (660d), 15-Jun-17																		
				Location 12(Inbd Private Car Kiosks(027))-Deg1 (400d) Phase 2, 15-Jun-17																		
				Location 12(Inbd Private Car Kiosks(027))-Deg2 (480d) Phase 1, 15-Jun-17																		
				Location 12(Inbd Private Car Kiosks(027))-Deg2 (480d) Phase 2, 15-Jun-17																		
				Location 12(Inbd Private Car Kiosks(027) Canopy)-Deg1 (400d) Phase 2, 15-Jun-17																		

Programme No.: HZMB-DWP  
Data Date: 14-Aug-15

- Actual Level of Effort
- Primary Baseline
- Actual Work
- Remaining Work
- Critical Remaining Work
- Baseline Milestone
- Milestone

Hong Kong-Zhuhai-Macao Bridge  
Hong Kong Boundary Crossing  
Facilities - Automatic Vehicle  
Clearance Support System (AVCSS)

Date	Revision	Checked	Approved
14-Nov-16	Rev.: 0	WC	LC
10-Mar-17	Rev.: 1.0a	WC	LC
5-May-17	Rev.: 1.0b	WC	LC

Activity ID	Activity Name	2015			2016				2017				2018				2019			
		Q2	Q3	Q4	Q1	Q2	Q3	Q4	Q1	Q2	Q3	Q4	Q1	Q2	Q3	Q4	Q1	Q2	Q3	
AD1530	Location 12(Inbd Private Car Kiosks(027) Canopy)-Deg2 (480d) Phase 1																			
AD1531	Location 12(Inbd Private Car Kiosks(027) Canopy)-Deg2 (480d) Phase 2																			
AD1540	Location 12(Inbd GV Kiosks (028))-Deg1 (400d) Phase 1																			
AD1541	Location 12(Inbd GV Kiosks (028))-Deg1 (400d) Phase 2																			
AD1550	Location 12(Inbd GV Kiosks (028))-Deg2 (480d) Phase 1																			
AD1551	Location 12(Inbd GV Kiosks (028))-Deg2 (480d) Phase 2																			
AD1560	Location 12(Inbd GV Kiosks (028) Canopy)-Deg1 (400d) Phase 1																			
AD1561	Location 12(Inbd GV Kiosks (028) Canopy)-Deg1 (400d) Phase 2																			
AD1570	Location 12(Inbd GV Kiosks (028) Canopy)-Deg2 (480d) Phase 1																			
AD1571	Location 12(Inbd GV Kiosks (028) Canopy)-Deg2 (480d) Phase 2																			
AD1580	Location 12(Outbd GV Kiosks (029))-Deg1 (400d) Phase 1																			
AD1581	Location 12(Outbd GV Kiosks (029))-Deg1 (400d) Phase 2																			
AD1590	Location 12(Outbd GV Kiosks (029))-Deg2 (480d) Phase 1																			
AD1591	Location 12(Outbd GV Kiosks (029))-Deg2 (480d) Phase 2																			
AD1600	Location 12(Outbd GV Kiosks (029) Canopy)-Deg1 (400d) Phase 1																			
AD1601	Location 12(Outbd GV Kiosks (029) Canopy)-Deg1 (400d) Phase 2																			
AD1610	Location 12(Outbd GV Kiosks (029) Canopy)-Deg2 (480d) Phase 1																			
AD1611	Location 12(Outbd GV Kiosks (029) Canopy)-Deg2 (480d) Phase 2																			
AD1620	Location 13(Outbd Private Car Kiosks (030))-Deg1 (480d) Phase 1																			
AD1630	Location 13(Outbd Private Car Kiosks (030))-Deg2 (550d) Phase 1																			
AD1640	Location 13(Outbd Private Car Kiosks (030) Canopy)-Deg1 (480d) Phase 1																			
AD1650	Location 13(Outbd Private Car Kiosks (030) Canopy)-Deg2 (550d) Phase 1																			
AD1660	Location 14(Future-Outbd/Inbd Private Car Kiosks)-Deg1 (610d)																			
AD1670	Location 14(Future-Outbd/Inbd Private Car Kiosks)-Deg2 (680d)																			
AD1700	Location 16(Outbd Traffic Control Kiosk (101))-Deg1 (400d)																			
AD1710	Location 16(Outbd Traffic Control Kiosk (101))-Deg2 (480d)																			
AD1740	Location 18(Outbd Private Car Exam Bldg(024))-Deg1 (-)																			
AD1750	Location 18(Outbd Private Car Exam Bldg(024))-Deg2 (670d)																			
AD1780	(by C03) Underground Ducting (UUD1.1) between CUE and Inbd Cargo Exam Bldg (0																			
AD1790	(by C03) (UUD1.2) between Inbd Cargo Exam Bldg South (037[S]) and DOH Cargo C																			
AD1800	(by C03) (UUD2) between Inbd Cargo Exam Bldg North (037[N]) and Inbd Vehicle Cle																			
AD1810	(by C03) (UUD9.1) btw Inbd Cargo Exam Bldg S.(037[S]) & Inbd PC Exam Bldg(033) &																			
AD1820	(by C03) (UUD9.3) between Inbd Private Car Exam Bldg (033) and Inbd Vehicle Clear																			
AD1830	(by C03) (UUD9.2) between Inbd Private Car Exam Bldg (033) and Inbd Vehicle Clear																			
AD1840	(by C03) Underground Ducting (UUD3.1) between CUE to Outbd Cargo Exam Bldg (0																			
AD1850	(by C03) (UUD3.2) btw Outbd Car Exam Bldg (023) and Outbd PC Exam Bldg (024) ai																			
AD1860	(byC03) (UUD4.1) between Outbd Private Car Exam Bldg (024) and Outbd Vehicle Cle																			
AD1870	(byC03) (UUD5) between Outbd Car Exam Bldg South (023[S]) and Outbd Vehicle Cle																			
AD1880	(by C03) Underground Ducting (UUD8) between CUE and Outbd PCA (032)																			
AD1910	(by C03) Inbound Vehicle Clearance Plaza																			
AD1920	(by C03) Outbound Vehicle Clearance Plaza																			
<b>Interfaces Provisions</b> <b>Mobilization Provisions</b> <b>WA4 Site Erection &amp; Servicing</b>																				

Programme No.: HZMB-DWP Data Date: 14-Aug-15		<b>Hong Kong-Zhuhai-Macao Bridge</b> <b>Hong Kong Boundary Crossing</b> <b>Facilities - Automatic Vehicle</b> <b>Clearance Support System (AVCSS)</b>	Date	Revision	Checked	Approved
			14-Nov-16	Rev.: 0	WC	LC
			10-Mar-17	Rev.: 1.0a	WC	LC
			5-May-17	Rev.: 1.0b	WC	LC

Activity ID	Activity Name	2015												2016				2017				2018				2019		
		Q2	Q3	Q4	Q1	Q2	Q3	Q4	Q1	Q2	Q3	Q4	Q1	Q2	Q3	Q4	Q1	Q2	Q3	Q1	Q2	Q3						
	<b>Detailed Design Specification</b>																											
	<b>Construction Design and Management</b>																											
	<b>Supply/Manufacture Mock-up items</b>																											
	<b>Supply/Manufacture prototypes</b>																											
	<b>Software Design, Coding and Testing</b>																											
	Coding																											
	Software System Integration																											
	<b>Prototype &amp; Software Simulation Tests</b>																											
	<b>Procurement - Phase 1 / Section I</b>																											
	<b>Supply/Manufacture products for FAT</b>																											
	<b>Factory Acceptance Test (FAT)</b>																											
	<b>Supply/Manufacture Equipment</b>																											
	<b>Delivery and Bench Acceptance Test for Phase 1/ Section I</b>																											
	<b>Installation - Phase 1 / Section I</b>																											
	<b>Location 1(PCB (001) Basement)</b>																											
	EM1920 L1(001)B/F - Cable Laying and termination at Location 1 and Location 2																											
	<b>Location 1(PCB (001) ELV Room (Grid Line E3))</b>																											
	EM1940 L1(001)ELV Rm - Cable Laying and termination at Location 1 and Location 2																											
	<b>Location 2(PCB (001) Ground Floor ELV Room (Grid Line E3))</b>																											
	EM1960 L2(001)ELV Rm - Cable Laying and termination at Location 1 and Location 2																											
	<b>Location 2(PCB (001) Ground Floor DOH Port Health Control Room (Grid Line BD5))</b>																											
	EM1080 L2(001)Heath Ctrl Rm - Cable Laying and termination at Location 1 and Location 2																											
	EM1100 L2(001)Heath Ctrl Rm - Cable Splicing and Testing and Labeling																											
	EM1120 L2(001)Health Ctrl Rm - Intercom and PA system Installation																											
	EM1140 L2(001)Heath Ctrl Rm - Intercom and PA system tuning																											
	<b>Location 2(PCB (001) First Floor Main Server Room)</b>																											
	EM1000 L2(001)Main Server Rm - Cable Laying and termination at Location 1 and Location 2																											
	EM1020 L2(001)Main Server Rm - Cable Splicing and Testing and Labeling																											
	EM1040 L2(001)Main Server Rm - AVCSS Network and Server Installation																											
	EM1060 L2(001)Main Server Rm - AVCSS Network and Server Tuning																											
	<b>Location 3(Inbd Cargo Exam Bldg (037) MDF Room)</b>																											
	<b>Location 3(Inbd Cargo Exam Bldg (037) ELV Room)</b>																											
	<b>Location 3(Inbd Cargo Exam Bldg (037) Inspector Offices 128,129,130,131,128,129,140)</b>																											
	EM2020 L3(037)Inspec Offices - Cable Laying and termination in Location 3 and Location 3a																											
	EM2040 L3(037)Inspec Offices - Cable Splicing and Testing and Labeling																											
	EM2060 L3(037)Inspec Offices - AVCSS SURCON WS and 55" LCD Installation																											
	EM2080 L3(037)Inspec Offices - VTS WS Installation																											
	EM2100 L3(037)Inspec Offices - SURCON and WS Tuning																											
	<b>Location 3(Inbd Cargo Exam Bldg (037) Platform Control Room)</b>																											
	EM1160 L3(037)PLF Ctrl Rm - Cable Laying and termination in Location 3 and Location 3a																											
	EM1180 L3(037)PLF Ctrl Rm - Cable Splicing and Testing and Labeling																											
	EM1200 L3(037)PLF Ctrl Rm - AVCSS SYSCON WS and 55" TV Wall Installation																											
	EM1220 L3(037)PLF Ctrl Rm - AVCSS SYSCON WS Tuning																											

01-Sep-17, Installation - Phase 1 / Section I  
 22-Jun-17, Location:1(PCB (001),Basement)  
 L1(001)B/F - Cable Laying and termination at Location  
 22-Jun-17, Location:1(PCB (001),ELV Room (Grid Line  
 L1(001)ELV Rm - Cable Laying and termination at Loca  
 22-Jun-17, Location:2(PCB (001),Ground Floor ELV R  
 L2(001)ELV Rm - Cable Laying and termination at Loca  
 18-Aug-17, Location:2(PCB (001),Ground Floor DO  
 L2(001)Heath Ctrl Rm - Cable Laying and termination  
 L2(001)Heath Ctrl Rm - Cable Splicing and Testing and  
 L2(001)Health Ctrl Rm - Intercom and PA system In  
 L2(001)Health Ctrl Rm - Intercom and PA system tu  
 21-Aug-17, Location:2(PCB (001) First Floor Main  
 L2(001)Main Server Rm - Cable Laying and terminatio  
 L2(001)Main Server Rm - Cable Splicing and Testing  
 L2(001)Main Server Rm - AVCSS Network and Ser  
 L2(001)Main Server Rm - AVCSS Network and Se  
 07-Aug-17, Location 3(Inbd Cargo Exam Bldg (037  
 L3(037)Inspec Offices - Cable Laying and termination i  
 L3(037)Inspec Offices - Cable Splicing and Testing and  
 L3(037)Inspec Offices - AVCSS SURCON WS and 5  
 L3(037)Inspec Offices - VTS WS Installation  
 L3(037)Inspec Offices - SURCON and WS Tuning  
 07-Aug-17, Location 3(Inbd Cargo Exam Bldg (037  
 L3(037)PLF Ctrl Rm - Cable Laying and termination in  
 L3(037)PLF Ctrl Rm - Cable Splicing and Testing and  
 L3(037)PLF Ctrl Rm - AVCSS SYSCON WS and 55  
 L3(037)PLF Ctrl Rm - AVCSS SYSCON WS Tuning

Programme No.: HZMB-DWP Data Date: 14-Aug-15		Hong Kong-Zhuhai-Macao Bridge Hong Kong Boundary Crossing Facilities - Automatic Vehicle Clearance Support System (AVCSS)	Date 14-Nov-16 10-Mar-17 5-May-17	Revision Rev.: 0 Rev.: 1.0a Rev.: 1.0b	Checked WC WC WC	Approved LC LC LC
			Summary			

Activity ID	Activity Name	2015			2016				2017				2018				2019		
		Q2	Q3	Q4	Q1	Q2	Q3	Q4	Q1	Q2	Q3	Q4	Q1	Q2	Q3	Q4	Q1	Q2	Q3
<b>Location 3a(Inbd Cargo Exam Bldg (037) ROCARS Room)</b>		<ul style="list-style-type: none"> <li>EM1240 L3a(037) ROCARS Rm - Cable Laying and termination in Location 3 and Location 3a</li> <li>EM1260 L3a(037) ROCARS Rm - Cable Splicing and Testing and Labeling</li> <li>EM1280 L3a(037) ROCARS Rm - AVCSS SYSCON and SURCON and Intercom Installation</li> <li>EM1300 L3a(037) ROCARS Rm - VTS WS Installation</li> <li>EM1320 L3a(037) ROCARS Rm - VID WS Installation</li> <li>EM1340 L3a(037) ROCARS Rm - SURCON and SYSCON and WS Tuning</li> </ul>																	
<b>Location 3a(Inbd Cargo Exam Bldg (037) Main Server Room)</b>		<ul style="list-style-type: none"> <li>EM2120 L3a(037)Main Server Rm - Cable Laying and termination in Location 3 and Location 3a</li> <li>EM2140 L3a(037)Main Server Rm - Cable Splicing and Testing and Labeling</li> <li>EM2160 L3a(037)Main Server Rm - AVCSS Server Installation</li> <li>EM2180 L3a(037)Main Server Rm - VTS Server Installation</li> <li>EM2200 L3a(037)Main Server Rm - Servers Tuning</li> </ul>																	
<b>Location 4(Outbd Cargo Exam Bldg (023) MDF Room)</b>		<ul style="list-style-type: none"> <li>EM2240 L4a(023)ROCARS Rm - Cable Splicing and Testing and Labeling</li> <li>EM2260 L4a(023)ROCARS Rm - AVCSS SYSCON and SURCON and Intercom Installation</li> <li>EM2280 L4a(023)ROCARS Rm - VTS WS Installation</li> <li>EM2300 L4a(023)ROCARS Rm - SYSCON and SURCON and WS Tuning</li> </ul>																	
<b>Location 5(Common Utility Enclosure &amp; Staff Subway)</b>		<ul style="list-style-type: none"> <li>EM2341 L5(CUE) - Cable Laying between Location 5 and Location 6</li> <li>EM2361 L5(CUE) - Cable Laying between Location 5 and Location 7</li> <li>EM2380 L5(CUE) - Cable Splicing and Testing and Labeling</li> </ul>																	
<b>Location 6(Common Utility Enclosure &amp; Staff Subway)</b>		<ul style="list-style-type: none"> <li>EM2400 L6(CUE) - Cable Laying between Location 5 and Location 6</li> <li>EM2420 L6(CUE) - Cable Splicing and Testing and Labeling</li> </ul>																	
<b>Location 7(Common Utility Enclosure &amp; Staff Subway)</b>		<ul style="list-style-type: none"> <li>EM2440 L7(CUE) - Cable Laying between Location 5 and Location 7</li> <li>EM2460 L7(CUE) - Cable Splicing and Testing and Labeling</li> </ul>																	
<b>Location 12(Inbd Private Car Kiosks,GV Kiosks (027,028,029))</b>		<ul style="list-style-type: none"> <li><b>Inbd Private Car Kiosks(027) - 9 nos (Phase 1)</b> <ul style="list-style-type: none"> <li>EM1500 L12(027)(9nos P1) - Cable Splicing and Testing and Labeling</li> <li>EM1520 L12(027)(9nos P1) - AVCSS/MOM Kiosk Equipment Installation (9 nos)</li> <li>EM1541 L12(027)(9nos P1) - XDB installation (18 nos)</li> <li>EM1542 L12(027)(9nos P1) - ODB installation (5 nos)</li> <li>EM1543 L12(027)(9nos P1) - ODB installation (2 nos)</li> <li>EM1544 L12(027)(9nos P1) - ODB installation (2 nos)</li> <li>EM1560 L12(027)(9nos P1) - Loop installation (45 nos)</li> </ul> </li> <li><b>Inbd Goods Vehicle Kiosks(028) - 5 nos (Phase 1)</b> <ul style="list-style-type: none"> <li>EM1620 L12(028)(5nos P1) - Cable Laying and termination</li> <li>EM1640 L12(028)(5nos P1) - Cable Splicing and Testing and Labeling</li> <li>EM1660 L12(028)(5nos P1) - AVCSS/MOM Kiosk Equipment Installation (5 nos)</li> <li>EM1681 L12(028)(5nos P1) - XDB installation (10 nos)</li> <li>EM1682 L12(028)(5nos P1) - ODB installation (3 nos)</li> <li>EM1683 L12(028)(5nos P1) - ODB installation (2 nos)</li> </ul> </li> </ul>																	

Programme No.: HZMB-DWP  
Data Date: 14-Aug-15

- Actual Level of Effort
- Primary Baseline
- Actual Work
- Remaining Work
- Critical Remaining Work
- Baseline Milestone
- Milestone

Hong Kong-Zhuhai-Macao Bridge  
Hong Kong Boundary Crossing  
Facilities - Automatic Vehicle  
Clearance Support System (AVCSS)

Date	Revision	Checked	Approved
14-Nov-16	Rev.: 0	WC	LC
10-Mar-17	Rev.: 1.0a	WC	LC
5-May-17	Rev.: 1.0b	WC	LC



Activity ID	Activity Name	2015		2016				2017				2018				2019		
		Q2	Q3	Q1	Q2	Q3	Q4	Q1	Q2	Q3	Q4	Q1	Q2	Q3	Q4	Q1	Q2	Q3
EM1700	L12(028)(5nos P1) - AIOP Installation (5 nos)																	
EM1720	L12(028)(5nos P1) - Loop installation (25 nos)																	
<b>Outbd Goods Vehicle Kiosks(029) - 5 nos (Phase 1)</b>																		
EM1740	L12(029)(5nos P1) - Cable Containment in Kiosks																	
EM1760	L12(029)(5nos P1) - Cable Laying and termination																	
EM1780	L12(029)(5nos P1) - Cable Splicing and Testing and Labeling																	
EM1800	L12(029)(5nos P1) - AVCSS/MOM Kiosk Equipment Installation (5 nos)																	
EM1821	L12(029)(5nos P1) - XDB installation (5 nos)																	
EM1822	L12(029)(5nos P1) - ODB installation (4 nos)																	
EM1823	L12(029)(5nos P1) - ODB installation (1 nos)																	
EM1840	L12(029)(5nos P1) - AIOP Installation (5 nos)																	
<b>Location 13(Outbd Private Car Kiosks (030)) - 9 nos (Phase 1)</b>																		
EM2520	L13(030)(9nos P1) - Cable Containment in Kiosks																	
EM2540	L13(030)(9nos P1) - Cable Laying and termination																	
EM2560	L13(030)(9nos P1) - Cable Splicing and Testing and Labeling																	
EM2580	L13(030)(9nos P1) - AVCSS/MOM Kiosk Equipment Installation (9 nos)																	
EM2601	L13(030)(9nos P1) - XDB installation (9 nos)																	
EM2602	L13(030)(9nos P1) - ODB installation (7 nos)																	
<b>Location 14(Future-Outbd/Inbd Private Car Kiosks) - 6+6 nos</b>																		
EM1440	L14 - Cable Laying and termination at ELV Room in CUE																	
<b>Location 15(Inbd Traffic Control Kiosk (100))</b>																		
<b>Location 16(Outbd Traffic Control Kiosk (101))</b>																		
EM2760	L16(101) - Cable Laying and termination																	
EM2780	L16(101) - Cable Splicing and Testing and Labeling																	
EM2800	L16(101) - AVCSS SYSCON and SURCON Installation																	
EM2820	L16(101) - VTS WS and 55" LCD Installation																	
<b>Location 17(Inbd Private Car Exam Bldg(033) Operational Office)</b>																		
<b>Location 18 (Outbd Private Car Exam Bldg(024) Operational Office)</b>																		
EM2940	L18(024) - Cable Laying and termination																	
EM2960	L18(024) - Cable Splicing and Testing and Labeling																	
EM2980	L18(024) - AVCSS SURCON and 55" LCD Installation																	
EM3000	L18(024) - SURCON Tuning																	
<b>Location 19 (DOH Cargo Clearance Bldg(043))</b>																		
EM1360	L19(043) - Cable Laying and termination																	
EM1380	L19(043) - Cable Splicing and Testing and Labeling																	
EM1400	L19(043) - PA and Intercom Installation																	
EM1420	L19(043) - PA and Intercom Tuning																	
<b>Inbd Vehicle Clearance Plaza - 8 nos VID, 7 nos VTS, 4 nos TLS</b>																		
EM3020	Inbound VID cabling from pillar box to VID field equipment																	
EM3040	Inbound VTS cabling from pillar box to VTS field equipment																	
EM3060	Inbound TLS cabling from pillar box to TLS field equipment																	
EM3080	Inbound VID field equipment installation (8 VID)																	
EM3100	Inbound VTS field equipment installation (4 RFID + 3 Cameras)																	
EM3120	Inbound TLS field equipment installation (4 TLS)																	
EM3140	Inbound VID and VTS and TLS field equipment tuning																	

Programme No.: HZMB-DWP  
Data Date: 14-Aug-15

- Actual Level of Effort
- Primary Baseline
- Actual Work
- Remaining Work
- Critical Remaining Work
- summary
- Baseline Milestone
- Milestone

Hong Kong-Zhuhai-Macao Bridge  
Hong Kong Boundary Crossing  
Facilities - Automatic Vehicle  
Clearance Support System (AVCSS)

Date	Revision	Checked	Approved
14-Nov-16	Rev.: 0	WC	LC
10-Mar-17	Rev.: 1.0a	WC	LC
5-May-17	Rev.: 1.0b	WC	LC

Activity ID	Activity Name	2015															2016				2017				2018				2019		
		Q2			Q3			Q4			Q1			Q2			Q3			Q4			Q1			Q2			Q3		
<b>Outbd Vehicle Clearance Plaza - 8 nos VID, 6 nos VTS, 4 nos TLS</b>																															
EM3160	Outbound VID cabling from pillar box to VID field equipment																														
EM3180	Outbound VTS cabling from pillar box to VTS field equipment																														
EM3200	Outbound TLS cabling from pillar box to TLS field equipment																														
EM3220	Outbound VID field equipment installation (8 VID)																														
EM3240	Outbound VTS field equipment installation (3 RFID + 3 Cameras)																														
EM3260	Outbound TLS field equipment installation (4 TLS)																														
EM3280	Outbound VID and VTS and TLS field equipment tuning																														
<b>Underground Ducting (UUD1.1) between CUE and Inbd Cargo Exam Bldg (037)</b>																															
UD1000	(UUD1.1 [CUE-037]) - Cable laying and termination																														
<b>(UUD1.2) between Inbd Cargo Exam Bldg South (037[S]) and DOH Cargo Clearance Bldg (037[S])</b>																															
UD1060	(UUD1.2 [037[S]-043]) - Cable laying and termination																														
<b>Underground Ducting (UUD6) between CUE and Shuttle Bus Kiosk (006) and Inbd Private Car Exam Bldg (033)</b>																															
<b>(UUD9.1) btw IB Cargo Exam Bldg South(037[S]) &amp; IB PC Exam Bldg(033) &amp; IB Traffic Control Bldg (033)</b>																															
UD1040	(UUD9.1 [037[S]-033-100]) - Cable laying and termination																														
<b>(UUD2) between Inbd Cargo Exam Bldg North (037[N]) to Inbd VCP</b>																															
UD1010	(UUD2 [037[N]-IB VCP]) - Cable laying and termination																														
<b>(UUD9.3) between Inbd Private Car Exam Bldg (033) and Inbd Vehicle Clearance Plaza</b>																															
UD1070	(UUD9.3 [033-IB VCP[W]]) - Cable laying and termination																														
<b>(UUD9.2) between Inbd Private Car Exam Bldg (033) and Inbd Vehicle Clearance Plaza</b>																															
UD1020	(UUD9.2 [033-IB VCP[E]]) - Cable laying and termination																														
<b>Underground Ducting (UUD7) between PCB(001) and Inbd Coach Kiosks(010)</b>																															
<b>Underground Ducting (UUD3.1) between CUE and Outbd Cargo Exam Bldg (023)</b>																															
UD1030	(UUD3.1 [CUE-023]) - Cable laying and termination																														
<b>(UUD3.2) btw OB Car Exam Bldg(023) &amp; OB PC Exam Bldg(024) &amp; OB Traffic Control Bldg (023)</b>																															
UD1050	(UUD3.2 [023-024-101]) - Cable laying and termination																														
<b>Underground Ducting (UUD8) between CUE and Outbd PCA (032)</b>																															
UD1100	(UUD8 [CUE-032]) - Cable laying and termination																														
<b>(UUD4.1) between Outbd PC Exam Bldg (024) and Outbd Vehicle Clearance Plaza</b>																															
UD1080	(UUD4.1 [024-OB VCP]) - Cable laying and termination																														
<b>(UUD5) between Outbd Car Exam Bldg (023[S]) and Outbd Vehicle Clearance Plaza</b>																															
UD1090	(UUD5 [023[S]-OB VCP]) - Cable laying and termination																														
<b>Initial On-Site Test and Commissioning / Pre-SAT (Phase 1 / Section I)</b>																															
<b>Site Acceptance Test (Phase 1 / Section I)</b>																															
<b>Security Risk Assessment and Audit</b>																															
<b>Operability Period Test (Phase 1 / Section I)</b>																															
<b>Completion (Phase 1 /Section I)</b>																															
<b>Training and Document (Phase 1 /Section I)</b>																															
<b>Operation (Phase 1 /Section I)</b>																															
<b>Engineering Support for Phase 1 / Section I</b>																															
<b>Procurement - Phase 2 / Section II</b>																															
<b>Delivery and Bench Acceptance Test for Phase 2/Section II</b>																															
<b>Installation - Phase 2 / Section II</b>																															

Programme No.: HZMB-DWP  
Data Date: 14-Aug-15

- Actual Level of Effort
- Primary Baseline
- Actual Work
- Remaining Work
- Critical Remaining Work
- Baseline Milestone
- Milestone

summary

Hong Kong-Zhuhai-Macao Bridge  
Hong Kong Boundary Crossing  
Facilities - Automatic Vehicle  
Clearance Support System (AVCSS)

Date	Revision	Checked	Approved
14-Nov-16	Rev.: 0	WC	LC
10-Mar-17	Rev.: 1.0a	WC	LC
5-May-17	Rev.: 1.0b	WC	LC

Activity ID	Activity Name	2015		2016				2017				2018				2019				
		Q2	Q3	Q4	Q1	Q2	Q3	Q4	Q1	Q2	Q3	Q4	Q1	Q2	Q3	Q4	Q1	Q2	Q3	
<b>Location 8(Inbd Private Car Annex (025)) (Phase 2)</b>		▼ 30-Aug-17; Location 8(Inbd Private Car Annex (025)) (Phase 2)																		
EM3370	L8(025) - Cable Containment in Kiosks																			▼ L8(025) - Cable Containment in Kiosks
EM3380	L8(025) - Cable Laying and termination																			▼ L8(025) - Cable Laying and termination
EM3400	L8(025) - Cable Splicing and Testing and Labeling																			▼ L8(025) - Cable Splicing and Testing and Labeling
<b>Location 9(Outbd Private Car Annex (032)) (Phase 2)</b>		▼ 30-Aug-17; Location 9(Outbd Private Car Annex (032)) (Phase 2)																		
EM3500	L9(032) - Cable Containment in Kiosks																			▼ L9(032) - Cable Containment in Kiosks
EM3520	L9(032) - Cable Laying and termination																			▼ L9(032) - Cable Laying and termination
<b>Initial On-Site Test and Commissioning / Pre-SAT (Phase 2 / Section II)</b>																				
<b>Site Acceptance Test (Phase 2 / Section II)</b>																				
<b>Operability Period Test (Phase 2 / Section II)</b>																				
<b>Completion (Phase 2 / Section II)</b>																				
<b>Engineering Support for Phase 2 / Section II</b>																				
<b>Procurement for Phase2 / Section III</b>																				
<b>Delivery and Bench Acceptance Test for Phase2 / Section III</b>																				
<b>Installation - Phase 2 / Section III</b>																				
<b>Location 10,11,12,13 (Vehicle Clearance Kiosks)</b>																				
<b>Location 12 Inbd Private Car Kiosks (027) - 12 nos (Phase 2)</b>		▼ 09-Oct-17; Location 12 Inbd Private Car Kiosks (027) - 12 nos (Phase 2)																		
EM4440	L12(027)(12nos P2) - Cable Laying and termination																			▼ L12(027)(12nos P2) - Cable Laying and termination
EM4460	L12(027)(12nos P2) - Cable Splicing and Testing and Labeling																			▼ L12(027)(12nos P2) - Cable Splicing and Testing and Labeling
EM4480	L12(027)(12nos P2) - AVCSS/DOH/MOM Kiosk Equipment Installation (12 nos)																			▼ L12(027)(12nos P2) - AVCSS/DOH/MOM Kiosk Equipment Installation (12 nos)
<b>Location 13 Outbd Private Car Kiosks (030) - 12 nos (Phase 2)</b>		▼ 01-Sep-17; Location 13 Outbd Private Car Kiosks (030) - 12 nos (Phase 2)																		
EM4560	L13(030)(12nos P2) - Cable Containment in Kiosks																			▼ L13(030)(12nos P2) - Cable Containment in Kiosks
<b>Location 12 Outbd Goods Vehicle Kiosks (029) - 3 nos (Phase 2)</b>		▼ 31-Aug-17; Location 12 Outbd Goods Vehicle Kiosks (029) - 3 nos (Phase 2)																		
EM4880	L12(029)(3nos P2) - Cable Laying and termination																			▼ L12(029)(3nos P2) - Cable Laying and termination
EM4900	L12(029)(3nos P2) - Cable Splicing and Testing and Labeling																			▼ L12(029)(3nos P2) - Cable Splicing and Testing and Labeling
EM4920	L12(029)(3nos P2) - AVCSS/DOH/MOM Kiosk Equipment Installation (3 nos)																			▼ L12(029)(3nos P2) - AVCSS/DOH/MOM Kiosk Equipment Installation (3 nos)
EM4940	L12(029)(3nos P2) - ODB & XDB Installation (3 nos)																			▼ L12(029)(3nos P2) - ODB & XDB Installation (3 nos)
EM4960	L12(029)(3nos P2) - AIOP Installation (3 nos)																			▼ L12(029)(3nos P2) - AIOP Installation (3 nos)
EM4980	L12(029)(3nos P2) - Loop Installation (15 nos)																			▼ L12(029)(3nos P2) - Loop Installation (15 nos)
<b>Location 11 Outbd Coach Kiosks (009) - 4 nos (Phase 2)</b>																				
<b>Location 12 Inbd Goods Vehicle Kiosks (028) - 3 nos (Phase 2)</b>		▼ 24-Aug-17; Location 12 Inbd Goods Vehicle Kiosks (028) - 3 nos (Phase 2)																		
EM4720	L12(028)(3nos P2) - Cable Laying and termination																			▼ L12(028)(3nos P2) - Cable Laying and termination
EM4740	L12(028)(3nos P2) - Cable Splicing and Testing and Labeling																			▼ L12(028)(3nos P2) - Cable Splicing and Testing and Labeling
EM4760	L12(028)(3nos P2) - AVCSS/DOH/MOM Kiosk Equipment Installation (3 nos)																			▼ L12(028)(3nos P2) - AVCSS/DOH/MOM Kiosk Equipment Installation (3 nos)
EM4780	L12(028)(3nos P2) - ODB & XDB Installation (3 nos)																			▼ L12(028)(3nos P2) - ODB & XDB Installation (3 nos)
EM4800	L12(028)(3nos P2) - AIOP Installation (3 nos)																			▼ L12(028)(3nos P2) - AIOP Installation (3 nos)
EM4820	L12(028)(3nos P2) - Loop Installation (15 nos)																			▼ L12(028)(3nos P2) - Loop Installation (15 nos)
EM4840	L12(028)(3nos P2) - Kiosk Equipment Configuration (3 nos)																			▼ L12(028)(3nos P2) - Kiosk Equipment Configuration (3 nos)
EM5120	L12(028)(3nos P2) - Inbd Goods Vehicle Kiosks Installation Complete																			▼ L12(028)(3nos P2) - Inbd Goods Vehicle Kiosks Installation Complete
<b>Location 10 Shuttle Bus Kiosks (006) - 4 nos (Phase 2)</b>		▼ 30-Aug-17; Location 10 Shuttle Bus Kiosks (006) - 4 nos (Phase 2)																		
EM4000	L10(006)(4nos P2) - Cable Containment in Kiosks																			▼ L10(006)(4nos P2) - Cable Containment in Kiosks
<b>Location 11 Inbd Coach Kiosks (010) - 2 nos (Phase 2)-1</b>																				
<b>Location 11 Inbd Coach Kiosks (010) - 2 nos (Phase 2)-2</b>																				
<b>Initial On-Site Test and Commissioning / Pre-SAT (Phase 2 / Section III)</b>																				

Programme No.: HZMB-DWP  
Data Date: 14-Aug-15








- Actual Level of Effort
- Primary Baseline
- Actual Work
- Remaining Work
- Critical Remaining Work
- Baseline Milestone
- Milestone
- summary

Hong Kong-Zhuhai-Macao Bridge  
Hong Kong Boundary Crossing  
Facilities - Automatic Vehicle  
Clearance Support System (AVCSS)

Date	Revision	Checked	Approved
14-Nov-16	Rev.: 0	WC	LC
10-Mar-17	Rev.: 1.0a	WC	LC
5-May-17	Rev.: 1.0b	WC	LC

Activity ID	Activity Name	2015			2016				2017				2018				2019			
		Q2	Q3	Q4	Q1	Q2	Q3	Q4	Q1	Q2	Q3	Q4	Q1	Q2	Q3	Q4	Q1	Q2	Q3	
	<ul style="list-style-type: none"> <li> Site Acceptance Test (Phase 2 / Section III)</li> <li> Operability Period Test (Phase 2 / Section III)</li> <li> Completion (Phase 2 / Section III)</li> <li> Operation (Phase 2 / Section III)</li> <li> Defect Liability Period (DLP)</li> <li> Document Submission (Phase 2 / Section III)</li> </ul>																			

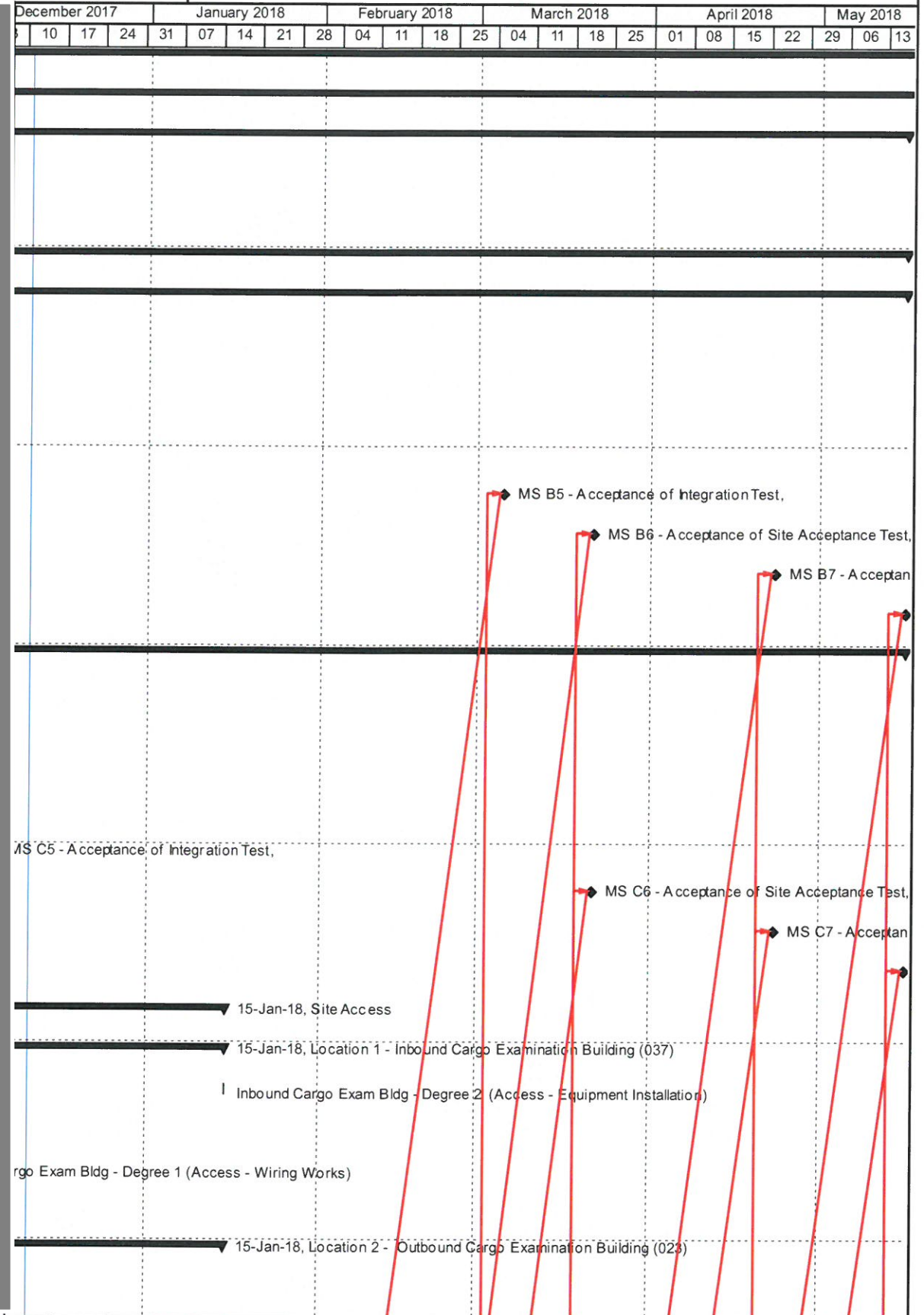
Programme No.: HZMB-DWP  
Data Date: 14-Aug-15

-  Actual Level of Effort
-  Primary Baseline
-  Actual Work
-  Remaining Work
-  Critical Remaining Work
-  Baseline Milestone
-  Milestone

Hong Kong-Zhuhai-Macao Bridge  
Hong Kong Boundary Crossing  
Facilities - Automatic Vehicle  
Clearance Support System (AVCSS)

Date	Revision	Checked	Approved
14-Nov-16	Rev.: 0	WC	LC
10-Mar-17	Rev.: 1.0a	WC	LC
5-May-17	Rev.: 1.0b	WC	LC

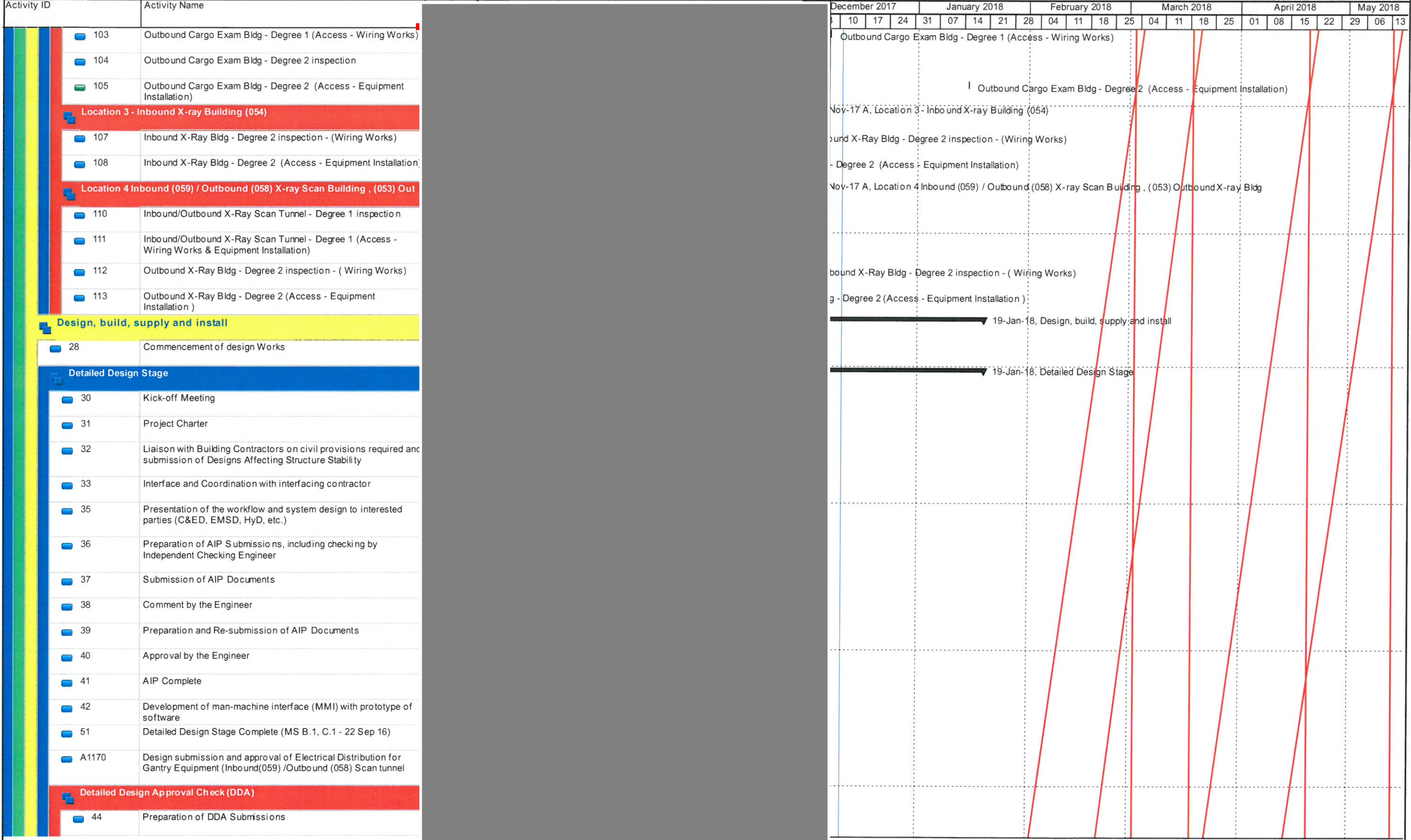
Activity ID	Activity Name
<b>Hong Kong-Zhuhai-Macao Bridge Gantry Type X-Ray Veh</b>	
Contract No. HY/2014/04 Hong Kong-Zhuhai-Macao Bridge Hong Kong	
<b>Contract Award</b>	
3	Letter of Acceptance
4	Contract Signing
<b>Milestone</b>	
<b>Cost Centre B</b>	
A1010	MS B1 - Submission of Draft Detailed Design Documents
A1020	MS B2 - Submission of Final Detailed Design Documents
A1030	MS B3 - Acceptance of Factory Acceptance Tests (FAT)
A1040	MS B4 - Complete order and delivery on Site of all equipment
A1050	MS B5 - Acceptance of Integration Test
A1060	MS B6 - Acceptance of Site Acceptance Test
A1070	MS B7 - Acceptance of Operability Test
A1080	MS B8 - Issue of Certificate of Completion for works under Cost Centre B
<b>Cost Centre C</b>	
A1090	MS C1 - Submission of Draft Detailed Design Documents
A1100	MS C2 - Submission of Final Detailed Design Documents
A1110	MS C3 - Acceptance of Factory Acceptance Tests (FAT)
A1120	MS C4 - Complete order and delivery on Site of all equipment
A1130	MS C5 - Acceptance of Integration Test
A1140	MS C6 - Acceptance of Site Acceptance Test
A1150	MS C7 - Acceptance of Operability Test
A1160	MS C8 - Issue of Certificate of Completion for works under Cost Centre C
<b>Site Access</b>	
<b>Location 1 - Inbound Cargo Examination Building (037)</b>	
100	Inbound Cargo Exam Bldg - Degree 2 (Access - Equipment Installation)
97	Inbound Cargo Exam Bldg - Degree 1 inspection
98	Inbound Cargo Exam Bldg - Degree 1 (Access - Wiring Works)
99	Inbound Cargo Exam Bldg - Degree 2 inspection
<b>Location 2 - Outbound Cargo Examination Building (023)</b>	
102	Outbound Cargo Exam Bldg - Degree 1 inspection



Actual Level of Effort	Remaining Work	summary
BL (IWP rev 2)	Critical Remaining Work	
Actual Work	Milestone	

C7's formal access to the site = Degree 1/degree 2 completion date  
(Particular Specification Preamble – Section E)

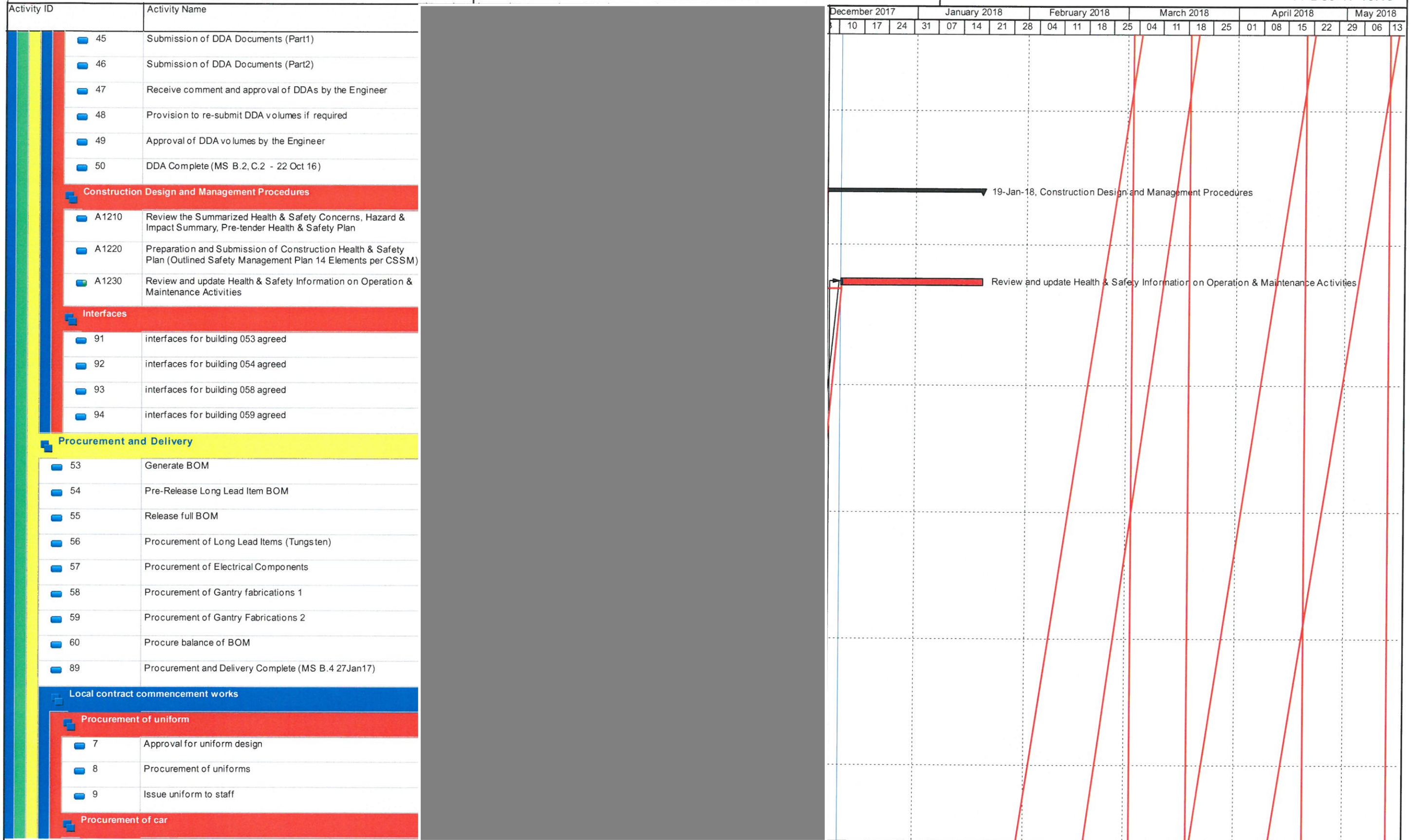
Date	Revision	Checked	Approved
11-Dec-17	Rev 7	KR	RY



█ Actual Level of Effort     █ Remaining Work     ▶ summary  
█ BL (IWP rev 2)     █ Critical Remaining Work  
█ Actual Work     ◆ Milestone

C7's formal access to the site = Degree 1/degree 2 completion date  
 (Particular Specification Preamble – Section E)  
 2 of 14

Date	Revision	Checked	Approved
11-Dec-17	Rev 7	KR	RY

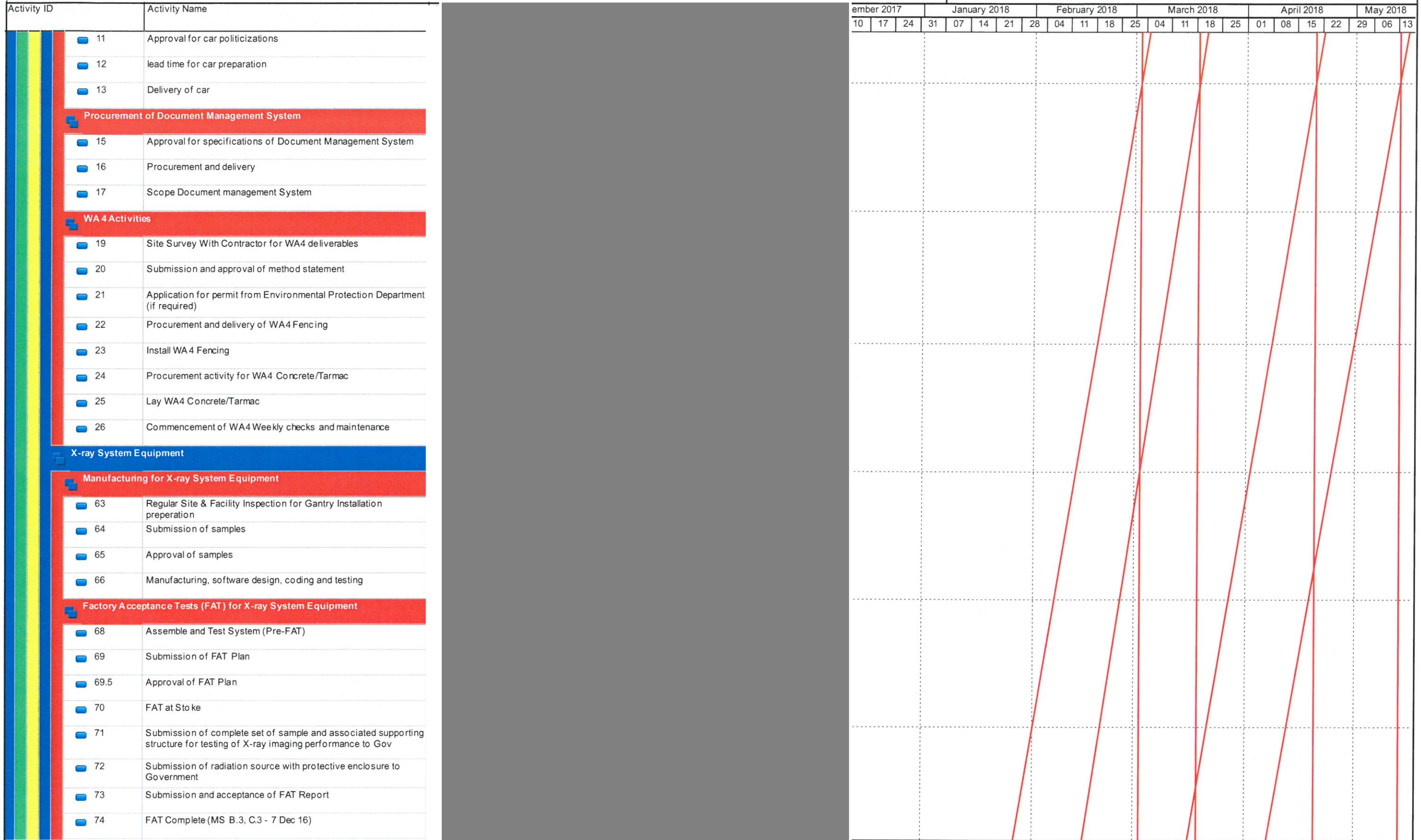


█ Actual Level of Effort     █ Remaining Work     ▶ summary  
█ BL (IWP rev 2)     █ Critical Remaining Work  
█ Actual Work     ◆ Milestone

C7's formal access to the site = Degree 1/degree 2 completion date  
 (Particular Specification Preamble – Section E)

3 of 14

Date	Revision	Checked	Approved
11-Dec-17	Rev 7	KR	RY



█ Actual Level of Effort    █ Remaining Work    ▶ summary  
█ BL (IWP rev 2)    █ Critical Remaining Work  
█ Actual Work    ◆ Milestone


C7's formal access to the site = Degree 1/degree 2 completion date  
 (Particular Specification Preamble – Section E)

4 of 14

Date	Revision	Checked	Approved
11-Dec-17	Rev 7	KR	RY



Activity ID	Activity Name
<b>Delivery of X-ray System Equipment</b>	
76	Application for export permit
77	Arrange shipping, Packing
78	Shipping (via sea) and import clearance declaration of Gantry Systems #1
78.5	Shipping (via sea) and import clearance declaration of Gantry Systems #2
79	Submission of List of Hazardous Materials
80	Delivery/Arrival of accessories (rail, intercom, PA, Speakers, CCTV, power and data cables)
81	Delivery of Gantry #1 Type X-Ray Vehicle Inspection System Complete
81.5	Delivery of Gantry #2 Type X-Ray Vehicle Inspection System Complete
<b>Radiation Shielding Doors and Other Auxiliary Systems and Equipment</b>	
83	Submission of proposed RSE
84	Structural calculation of sliding doors for submission to TPIDC for approval
85	Approval by the Engineer and TPIDC
86	Manufacturing of Doors
87	Delivery of Radiation Shielding Doors to HK site
88	Delivery of other Auxiliary Systems and Equipment to HK site
A1000	Complete delivery of Radiation Shielding Doors to HK site
<b>Section I - Gantry Type X-ray Vehicle Inspection System for inbound u</b>	
212	Software Setup & Integration and Imaging Tests
213	Construction Works - Section I Complete
A1300	Permanent Power
<b>Inbound Cargo Examination Building (037)</b>	
315	Cabling and cable containment
316	Installation of X-ray System Image Analysis Workstations, UPS for workstations, equipment and system, Scanner and Printe
317	Temporary Installation of X-ray System Image Analysis Workstations, UPS for workstations, equipment and system, Scanner
318	Dismantle of the temporary setup of System Image Analysis Workstations and associated equipment for Outbound Cargo Exami
A1180	Cabling and containment from Building (037) to Buildings (054),(059) & (058)
<b>Scan Tunnel (059)</b>	
116	Cabling and cable containment
140	Scan Tunnel Installation Complete

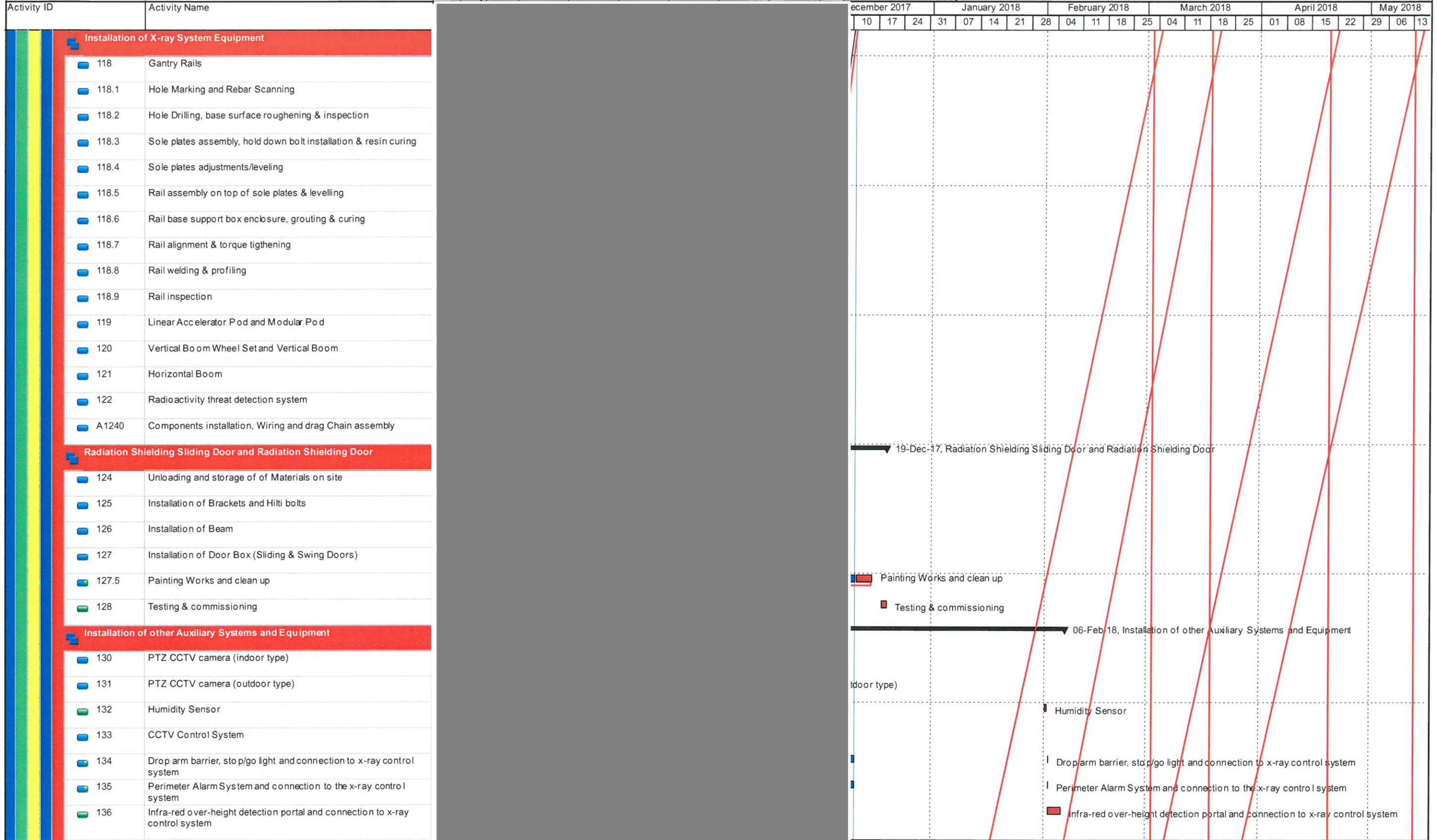


Actual Level of Effort	Remaining Work	summary
BL (IWP rev 2)	Critical Remaining Work	Milestone
Actual Work		

C7's formal access to the site = Degree 1/degree 2 completion date  
(Particular Specification Preamble – Section E)

5 of 14

Date	Revision	Checked	Approved
11-Dec-17	Rev 7	KR	RY




█ Actual Level of Effort     █ Remaining Work     ▶ summary  
█ BL (IWP rev 2)     █ Critical Remaining Work  
█ Actual Work     ◆ Milestone

C7's formal access to the site = Degree 1/degree 2 completion date  
 (Particular Specification Preamble – Section E)  
 6 of 14

Date	Revision	Checked	Approved
11-Dec-17	Rev 7	KR	RY

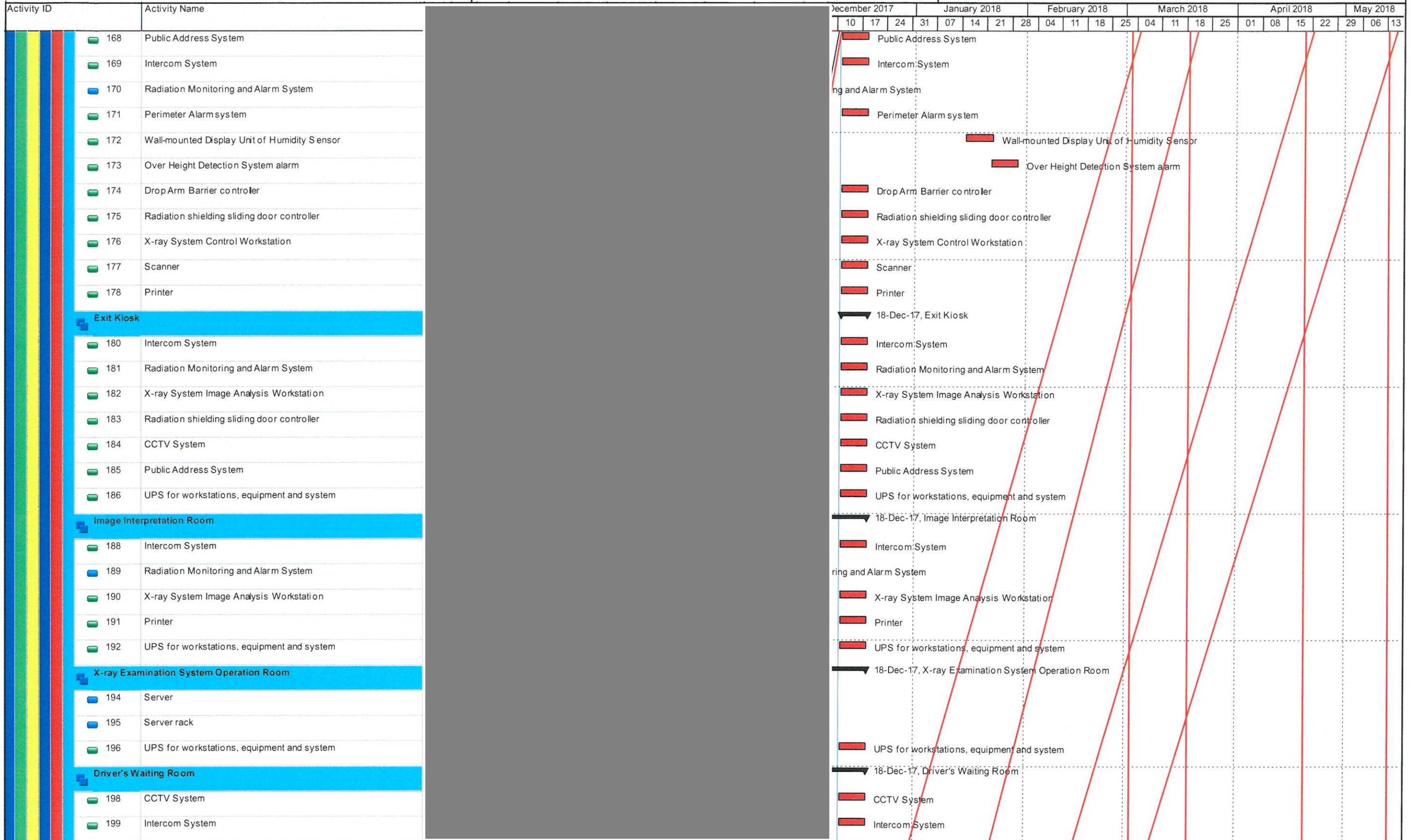
Activity ID	Activity Name
137	Control, monitoring and alarms of infra-red over-height detection system, and associated component
138	Personal X-ray Dosimeter
139	UPS for workstations, equipment and system
<b>X-ray Building (054)</b>	
211	X-ray Building Installation Complete
<b>Cabling and cable containment (054)</b>	
143	Entry Kiosk
144	Control Room
145	Exit Kiosk
146	Image Interpretation Room
147	X-ray Examination System Operation Room
148	Driver's Waiting Room
149	Training Room
150	Cabling and cable containment complete
<b>Equipment Installation</b>	
<b>Entry Kiosk</b>	
153	X-ray System Image Analysis Workstation
154	CCTV System
155	Intercom System
156	Public Address System
157	Perimeter Alarm System
158	Radiation Monitoring and Alarm System
159	Over Height Detection System alarm
160	Drop Arm Barrier controller
161	Radiation shielding sliding door controller
162	UPS for workstations, equipment and system
163	Speaker
<b>Control Room</b>	
165	Video Wall (4nos. 55" LED)
166	UPS for workstations, equipment and system
167	CCTV System



Actual Level of Effort	Remaining Work	summary
BL (IWP rev 2)	Critical Remaining Work	
Actual Work	Milestone	

C7's formal access to the site = Degree 1/degree 2 completion date  
 (Particular Specification Preamble – Section E)  
 7 of 14

Date	Revision	Checked	Approved
11-Dec-17	Rev 7	KR	RY




█ Actual Level of Effort    █ R    3 Worl  
█ BL (IWP rev 2)    █ Critical Remaining Work  
█ Actual Work    ◆ Milestone

ess to the site = Degree 1/degree 2 completion date  
 (Particular Specification Preamble – Section E)  
 8 of 14

Date	Revision	Checked	Approved
11-Dec-17	Rev 7	KR	RY


Activity ID	Activity Name
200	Radiation Monitoring and Alarm System
201	Speaker
202	UPS for workstations, equipment and system
<b>Training room</b>	
204	Projector screen (Screen size 106")
205	Ceiling mounted projector
206	X-ray System Training Workstation
207	Radiation Monitoring and Alarm System
208	UPS for workstations, equipment and system
209	Training aids
210	Printer
<b>Section II - Gantry Type X-ray Vehicle Inspection System for outboun</b>	
311	Software Setup & Integration and Imaging Tests
312	Construction Works - Section II Complete
A1270	Provide temporary Generator for Test and Commissioning
A1290	Permanent Power
<b>Scan Tunnel (058)</b>	
216	Cabling and cable containment
239	Scan Tunnel Installation Complete
<b>Installation of X-ray System Equipment</b>	
218	Gantry Rails
218.1	Hole Marking and Rebar Scanning
218.2	Hole Drilling, base surface roughening & inspection
218.3	Sole plates assembly, hold down bolt installation & resin curing
218.4	Sole plates adjustments/levelling
218.5	Rail assembly on top of sole plates & levelling
218.6	Rail base support box enclosure, grouting & curing
218.7	Rail alignment & torque tightening
218.8	Rail welding & profiling
218.9	Rail inspection
219	Linear Accelerator Pod and Modular Pod
220	Vertical Boom Wheel Set and Vertical Boom



█ Actual Level of Effort     █ Remaining Work     ▶ summary  
█ BL (IWP rev 2)     █ Critical Remaining Work  
█ Actual Work     ◆ Milestone

C7's formal access to the site = Degree 1/degree 2 completion date  
 (Particular Specification Preamble – Section E)  
 9 of 14

Date	Revision	Checked	Approved
11-Dec-17	Rev 7	KR	RY

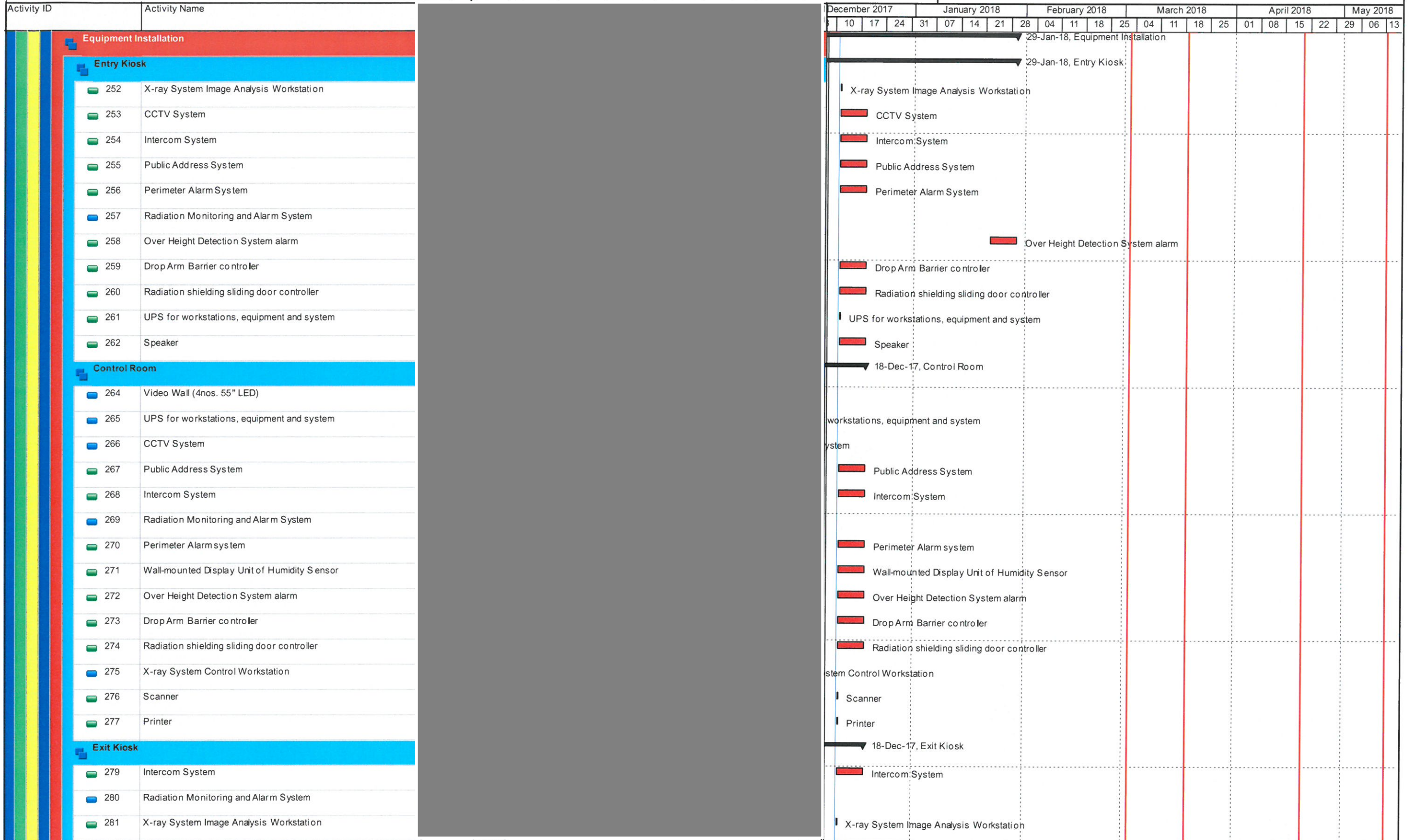


█ Actual Level of Effort     █ Remaining Work     ▶ summary  
█ BL (IWP rev 2)     █ Critical Remaining Work  
█ Actual Work     ◆ Milestone

C7's formal access to the site = Degree 1/degree 2 completion date  
 (Particular Specification Preamble – Section E)

10 of 14

Date	Revision	Checked	Approved
11-Dec-17	Rev 7	KR	RY



**Rapiscan systems**  
An OSI Systems Company

- █ Actual Level of Effort
- █ BL (IWP rev 2)
- █ Actual Work
- █ Remaining Work
- █ Critical Remaining Work
- ◆ Milestone
- ▶ summary

C7's formal access to the site = Degree 1/degree 2 completion date  
(Particular Specification Preamble – Section E)

11 of 14

Date	Revision	Checked	Approved
11-Dec-17	Rev 7	KR	RY

Activity ID	Activity Name	December 2017		January 2018				February 2018				March 2018				April 2018			May 2018						
		10	17	24	31	07	14	21	28	04	11	18	25	04	11	18	25	01	08	15	22	29	06	13	
282	Radiation shielding sliding door controller	[Gantt bar: Dec 17-17]																							
283	CCTV System	[Gantt bar: Dec 17-17]																							
284	Public Address System	[Gantt bar: Dec 17-17]																							
285	UPS for workstations, equipment and system	[Gantt bar: Dec 17-17]																							
<b>Image Interpretation Room</b>		[Summary bar: Dec 18-18]																							
287	Intercom System	[Gantt bar: Dec 18-18]																							
288	Radiation Monitoring and Alarm System	[Gantt bar: Dec 18-18]																							
289	X-ray System Image Analysis Workstation	[Gantt bar: Dec 18-18]																							
290	Printer	[Gantt bar: Dec 18-18]																							
291	UPS for workstations, equipment and system	[Gantt bar: Dec 18-18]																							
<b>X-ray Examination System Operation Room</b>		[Summary bar: Dec 11-11]																							
293	Server	[Gantt bar: Dec 11-11]																							
294	Server rack	[Gantt bar: Dec 11-11]																							
295	UPS for workstations, equipment and system	[Gantt bar: Dec 11-11]																							
<b>Driver's Waiting Room</b>		[Summary bar: Dec 18-18]																							
297	CCTV System	[Gantt bar: Dec 18-18]																							
298	Intercom System	[Gantt bar: Dec 18-18]																							
299	Radiation Monitoring and Alarm System	[Gantt bar: Dec 18-18]																							
300	Speaker	[Gantt bar: Dec 18-18]																							
301	UPS for workstations, equipment and system	[Gantt bar: Dec 18-18]																							
<b>Training room</b>		[Summary bar: Jan 10-18]																							
303	Projector screen (Screen size 106")	[Gantt bar: Jan 10-18]																							
304	Ceiling mounted projector	[Gantt bar: Jan 10-18]																							
305	X-ray System Training Workstation	[Gantt bar: Jan 10-18]																							
306	Radiation Monitoring and Alarm System	[Gantt bar: Jan 10-18]																							
307	UPS for workstations, equipment and system	[Gantt bar: Jan 10-18]																							
308	Training aids	[Gantt bar: Jan 10-18]																							
309	Printer	[Gantt bar: Jan 10-18]																							
<b>Section III - Cargo Examination Building</b>		[Summary bar: Mar 23-18]																							
322	Construction Works - Section III Complete	[Milestone: Mar 23-18]																							
A1200	Application and approval of Supply Certificates for Permanent Power	[Gantt bar: Mar 23-18]																							
<b>Outbound Cargo Examination Building (023)</b>		[Summary bar: Mar 23-18]																							

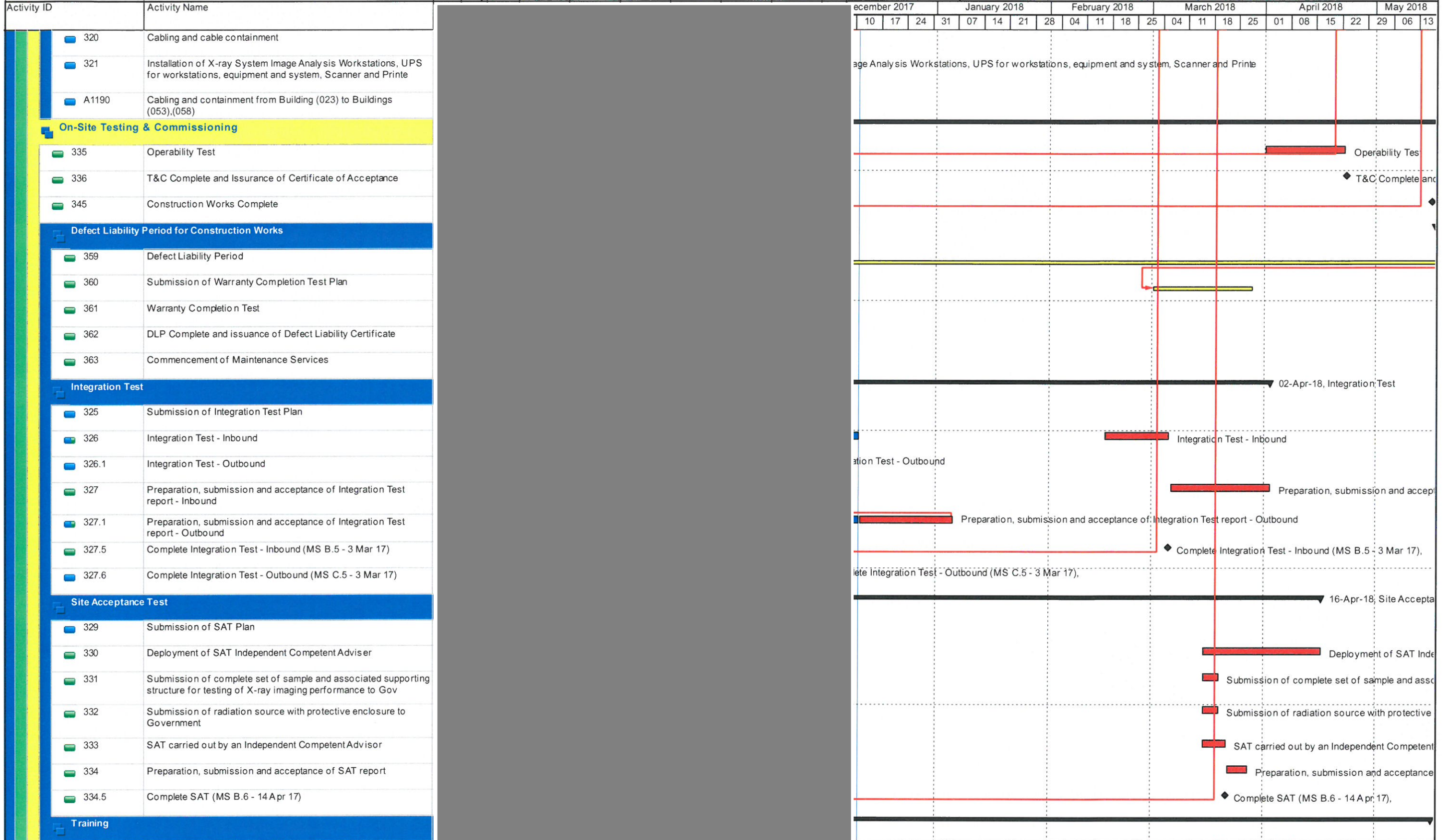


█ Actual Level of Effort     █ Remaining Work     ▶ summary  
█ BL (IWP rev 2)     █ Critical Remaining Work  
█ Actual Work     ◆ Milestone

C7's formal access to the site = Degree 1/degree 2 completion date (Particular Specification Preamble – Section E)

Date	Revision	Checked	Approved
11-Dec-17	Rev 7	KR	RY





- Actual Level of Effort
- Remaining Work
- BL (IWP rev 2)
- Critical Remaining Work
- Actual Work
- ◆ Milestone
- ▼ summary

C7's formal access to the site = Degree 1/degree 2 completion date (Particular Specification Preamble – Section E)

Date	Revision	Checked	Approved
11-Dec-17	Rev 7	KR	RY


Activity ID	Activity Name	December 2017			January 2018			February 2018			March 2018			April 2018			May 2018							
		10	17	24	31	07	14	21	28	04	11	18	25	04	11	18	25	01	08	15	22	29	06	13
338	Submission of Training Syllabus for approval																							
339	Liaison with Engineer to confirm training schedule																							
340	Operator Training																							
341	Trainer training																							
342	Preventive maintenance training																							
343	Comprehensive maintenance training																							
344	Training Complete																							
<b>Other Documentation</b>																								
347	Submission of WR1/WR1 (A) for all electrical installations																							
348	Submission of draft O&M Manuals, Driver's Handbook, Catalog for Gantry and Record Drawings																							
349	Submission of finalized O&M Manuals, Driver's Handbook, Catalog for Gantry and Record Drawings																							
350	Submission of CD-ROM/DVD-ROM of O&M Manuals																							
351	Submission of As-built Drawings																							
352	Submission of Spare Parts and Special Tools Record																							
353	Submission of Operator's Operating Instructions																							
354	Submission of System Operation Instructions																							
355	Submission of Software Manuals and Instruction Manual																							
356	Submission of Equipment and Hardware Maintenance Instruction Manual																							
357	Submission of Software License Installation Diskettes																							



- Actual Level of Effort
- BL (IWP rev 2)
- Actual Work
- Remaining Work
- Critical Remaining Work
- summary
- Milestone

C7's formal access to the site = Degree 1/degree 2 completion date  
(Particular Specification Preamble – Section E)

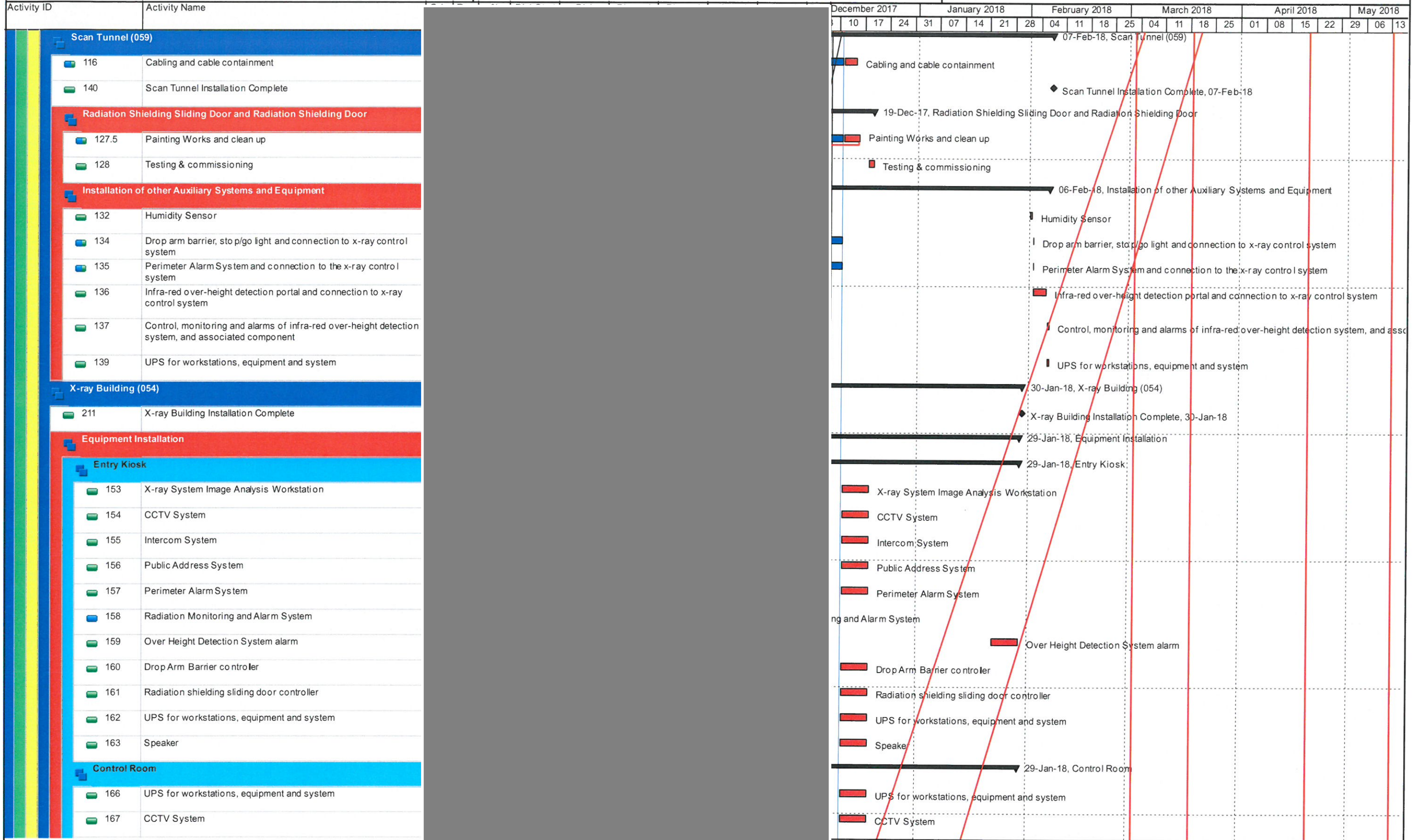
Date	Revision	Checked	Approved
11-Dec-17	Rev 7	KR	RY



█ Actual Level of Effort    █ Remaining Work    ▾ summary  
█ BL (IWP rev 2)    █ Critical Remaining Work  
█ Actual Work    ◆ Milestone

C7's formal access to the site = Degree 1/degree 2 completion date (Particular Specification Preamble – Section E)

Date	Revision	Checked	Approved
11-Dec-17	Rev 7	KR	RY



█ Actual Level of Effort    █ Remaining Work    ▶ summary  
█ BL (IWP rev 2)    █ Critical Remaining Work  
█ Actual Work    ◆ Milestone

C7's formal access to the site = Degree 1/degree 2 completion date  
(Particular Specification Preamble – Section E)

Date	Revision	Checked	Approved
11-Dec-17	Rev 7	KR	RY


Activity ID	Activity Name	December 2017		January 2018				February 2018				March 2018				April 2018				May 2018					
		10	17	24	31	07	14	21	28	04	11	18	25	04	11	18	25	01	08	15	22	29	06	13	
168	Public Address System	[Gantt chart bars for Public Address System]																							
169	Intercom System	[Gantt chart bars for Intercom System]																							
170	Radiation Monitoring and Alarm System	[Gantt chart bars for Radiation Monitoring and Alarm System]																							
171	Perimeter Alarm system	[Gantt chart bars for Perimeter Alarm system]																							
172	Wall-mounted Display Unit of Humidity Sensor	[Gantt chart bars for Wall-mounted Display Unit of Humidity Sensor]																							
173	Over Height Detection System alarm	[Gantt chart bars for Over Height Detection System alarm]																							
174	Drop Arm Barrier controller	[Gantt chart bars for Drop Arm Barrier controller]																							
175	Radiation shielding sliding door controller	[Gantt chart bars for Radiation shielding sliding door controller]																							
176	X-ray System Control Workstation	[Gantt chart bars for X-ray System Control Workstation]																							
177	Scanner	[Gantt chart bars for Scanner]																							
178	Printer	[Gantt chart bars for Printer]																							
Exit Kiosk		18-Dec-17, Exit Kiosk																							
180	Intercom System	[Gantt chart bars for Intercom System]																							
181	Radiation Monitoring and Alarm System	[Gantt chart bars for Radiation Monitoring and Alarm System]																							
182	X-ray System Image Analysis Workstation	[Gantt chart bars for X-ray System Image Analysis Workstation]																							
183	Radiation shielding sliding door controller	[Gantt chart bars for Radiation shielding sliding door controller]																							
184	CCTV System	[Gantt chart bars for CCTV System]																							
185	Public Address System	[Gantt chart bars for Public Address System]																							
186	UPS for workstations, equipment and system	[Gantt chart bars for UPS for workstations, equipment and system]																							
Image Interpretation Room		18-Dec-17, Image Interpretation Room																							
188	Intercom System	[Gantt chart bars for Intercom System]																							
189	Radiation Monitoring and Alarm System	[Gantt chart bars for Radiation Monitoring and Alarm System]																							
190	X-ray System Image Analysis Workstation	[Gantt chart bars for X-ray System Image Analysis Workstation]																							
191	Printer	[Gantt chart bars for Printer]																							
192	UPS for workstations, equipment and system	[Gantt chart bars for UPS for workstations, equipment and system]																							
X-ray Examination System Operation Room		18-Dec-17, X-ray Examination System Operation Room																							
196	UPS for workstations, equipment and system	[Gantt chart bars for UPS for workstations, equipment and system]																							
Driver's Waiting Room		18-Dec-17, Driver's Waiting Room																							
198	CCTV System	[Gantt chart bars for CCTV System]																							
199	Intercom System	[Gantt chart bars for Intercom System]																							
200	Radiation Monitoring and Alarm System	[Gantt chart bars for Radiation Monitoring and Alarm System]																							
202	UPS for workstations, equipment and system	[Gantt chart bars for UPS for workstations, equipment and system]																							



- Actual Level of Effort
- BL (IWP rev 2)
- Actual Work
- Remaining Work
- Critical Remaining Work
- summary
- Milestone

C7's formal access to the site = Degree 1/degree 2 completion date  
(Particular Specification Preamble – Section E)

Date	Revision	Checked	Approved
11-Dec-17	Rev 7	KR	RY











- █ Actual Level of Effort
- █ BL (IWP rev 2)
- █ Actual Work
- █ Remaining Work
- █ Critical Remaining Work
- ◆ Milestone
- ▾ summary

C7's formal access to the site = Degree 1/degree 2 completion date  
(Particular Specification Preamble – Section E)

Date	Revision	Checked	Approved
11-Dec-17	Rev 7	KR	RY

Activity ID	Activity Name	December 2017				January 2018				February 2018				March 2018				April 2018				May 2018			
		10	17	24	31	07	14	21	28	04	11	18	25	04	11	18	25	01	08	15	22	29	06	13	
258	Over Height Detection System alarm																								
259	Drop Arm Barrier controller																								
260	Radiation shielding sliding door controller																								
261	UPS for workstations, equipment and system																								
262	Speaker																								
<b>Control Room</b>																									
265	UPS for workstations, equipment and system																								
266	CCTV System																								
267	Public Address System																								
268	Intercom System																								
270	Perimeter Alarms system																								
271	Wall-mounted Display Unit of Humidity Sensor																								
272	Over Height Detection System alarm																								
273	Drop Arm Barrier controller																								
274	Radiation shielding sliding door controller																								
275	X-ray System Control Workstation																								
276	Scanner																								
277	Printer																								
<b>Exit Kiosk</b>																									
279	Intercom System																								
281	X-ray System Image Analysis Workstation																								
282	Radiation shielding sliding door controller																								
283	CCTV System																								
285	UPS for workstations, equipment and system																								
<b>Image Interpretation Room</b>																									
287	Intercom System																								
288	Radiation Monitoring and Alarm System																								
289	X-ray System Image Analysis Workstation																								
290	Printer																								
291	UPS for workstations, equipment and system																								
<b>X-ray Examination System Operation Room</b>																									
295	UPS for workstations, equipment and system																								

	 Actual Level of Effort	 Remaining Work	 summary	C7's formal access to the site = Degree 1/degree 2 completion date (Particular Specification Preamble – Section E)	Date 11-Dec-17	Revision Rev 7	Checked KR	Approved RY
	 BL (IWP rev 2)	 Critical Remaining Work	 Milestone		5 of 7			

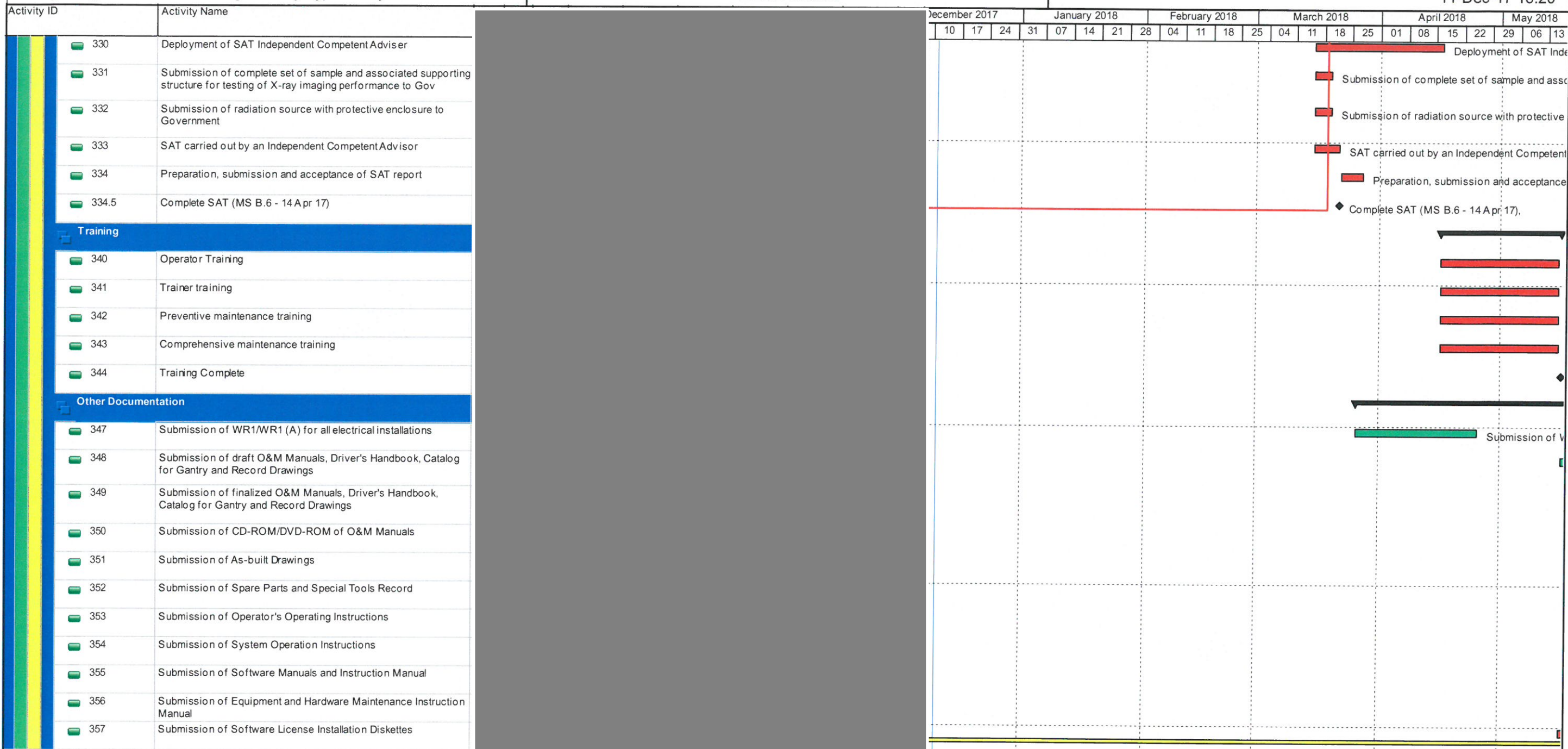


	Actual Level of Effort		Remaining Work		summary
	BL (IWP rev 2)		Critical Remaining Work		Milestone
	Actual Work				

C7's formal access to the site = Degree 1/degree 2 completion date  
 (Particular Specification Preamble – Section E)  
 6 of 7

Date	Revision	Checked	Approved
11-Dec-17	Rev 7	KR	RY





- Actual Level of Effort
- BL (IWP rev 2)
- Actual Work
- Remaining Work
- Critical Remaining Work
- summary
- Milestone

C7's formal access to the site = Degree 1/degree 2 completion date  
(Particular Specification Preamble – Section E)

Date	Revision	Checked	Approved
11-Dec-17	Rev 7	KR	RY



# APPENDIX D

---

## Event and Action Plan

## Event/Action Plan for Air Quality

EVENT	ACTION			
	ET	IEC	ER	CONTRACTOR
<b>ACTION LEVEL</b>				
1. Exceedance for one sample	<ol style="list-style-type: none"> <li>1. Identify source, investigate the causes of exceedance and propose remedial measures;</li> <li>2. Inform IEC and ER;</li> <li>3. Repeat measurement to confirm finding;</li> <li>4. Increase monitoring frequency to daily.</li> </ol>	<ol style="list-style-type: none"> <li>1. Check monitoring data submitted by ET;</li> <li>2. Check Contractor's working method.</li> </ol>	<ol style="list-style-type: none"> <li>1. Notify Contractor.</li> </ol>	<ol style="list-style-type: none"> <li>1. Rectify any unacceptable practice;</li> <li>2. Amend working methods if appropriate.</li> </ol>
2. Exceedance for two or more consecutive samples	<ol style="list-style-type: none"> <li>1. Identify source;</li> <li>2. Inform IEC and ER;</li> <li>3. Advise the ER on the effectiveness of the proposed remedial measures;</li> <li>4. Repeat measurements to confirm findings;</li> <li>5. Increase monitoring frequency to daily;</li> <li>6. Discuss with IEC and Contractor on remedial actions required;</li> <li>7. If exceedance continues, arrange meeting with IEC and ER;</li> <li>8. If exceedance stops, cease additional monitoring.</li> </ol>	<ol style="list-style-type: none"> <li>1. Check monitoring data submitted by ET;</li> <li>2. Check Contractor's working method;</li> <li>3. Discuss with ET and Contractor on possible remedial measures;</li> <li>4. Advise the ER on the effectiveness of the proposed remedial measures;</li> <li>5. Supervise implementation of remedial measures.</li> </ol>	<ol style="list-style-type: none"> <li>1. Confirm receipt of notification of failure in writing;</li> <li>2. Notify Contractor;</li> <li>3. Ensure remedial measures properly implemented.</li> </ol>	<ol style="list-style-type: none"> <li>1. Submit proposals for remedial to ER within 3 working days of notification;</li> <li>2. Implement the agreed proposals;</li> <li>3. Amend proposal if appropriate.</li> </ol>

EVENT	ACTION			
	ET	IEC	ER	CONTRACTOR
<b>LIMIT LEVEL</b>				
1. Exceedance for one sample	<ol style="list-style-type: none"> <li>1. Identify source, investigate the causes of exceedance and propose remedial measures;</li> <li>2. Inform ER, Contractor and EPD;</li> <li>3. Repeat measurement to confirm finding;</li> <li>4. Increase monitoring frequency to daily;</li> <li>5. Assess effectiveness of Contractor's remedial actions and keep IEC, EPD and ER informed of the results.</li> </ol>	<ol style="list-style-type: none"> <li>1. Check monitoring data submitted by ET;</li> <li>2. Check Contractor's working method;</li> <li>3. Discuss with ET and Contractor on possible remedial measures;</li> <li>4. Advise the ER on the effectiveness of the proposed remedial measures;</li> <li>5. Supervise implementation of remedial measures.</li> </ol>	<ol style="list-style-type: none"> <li>1. Confirm receipt of notification of failure in writing;</li> <li>2. Notify Contractor;</li> <li>3. Ensure remedial measures properly implemented.</li> </ol>	<ol style="list-style-type: none"> <li>1. Take immediate action to avoid further exceedance;</li> <li>2. Submit proposals for remedial actions to IEC within 3 working days of notification;</li> <li>3. Implement the agreed proposals;</li> <li>4. Amend proposal if appropriate.</li> </ol>
2. Exceedance for two or more consecutive samples	<ol style="list-style-type: none"> <li>1. Notify IEC, ER, Contractor and EPD;</li> <li>2. Identify source;</li> <li>3. Repeat measurement to confirm findings;</li> <li>4. Increase monitoring frequency to daily;</li> <li>5. Carry out analysis of Contractor's working procedures to determine possible mitigation to be implemented;</li> <li>6. Arrange meeting with IEC and ER to discuss the remedial actions to be taken;</li> <li>7. Assess effectiveness of Contractor's remedial actions and keep IEC, EPD and ER informed of the results;</li> <li>8. If exceedance stops, cease additional monitoring.</li> </ol>	<ol style="list-style-type: none"> <li>1. Discuss amongst ER, ET, and Contractor on the potential remedial actions;</li> <li>2. Review Contractor's remedial actions whenever necessary to assure their effectiveness and advise the ER accordingly;</li> <li>3. Supervise the implementation of remedial measures.</li> </ol>	<ol style="list-style-type: none"> <li>1. Confirm receipt of notification of failure in writing;</li> <li>2. Notify Contractor;</li> <li>3. In consultation with the IEC, agree with the Contractor on the remedial measures to be implemented;</li> <li>4. Ensure remedial measures properly implemented;</li> <li>5. If exceedance continues, consider what portion of the work is responsible and instruct the Contractor to stop that portion of work until the exceedance is abated.</li> </ol>	<ol style="list-style-type: none"> <li>1. Take immediate action to avoid further exceedance;</li> <li>2. Submit proposals for remedial actions to IEC within 3 working days of notification;</li> <li>3. Implement the agreed proposals;</li> <li>4. Resubmit proposals if problem still not under control;</li> <li>5. Stop the relevant portion of works as determined by the ER until the exceedance is abated.</li> </ol>

## Event / Action Plan for Construction Noise Monitoring

EVENT	ACTION			
	ET	IEC	ER	CONTRACTOR
Action Level	<ol style="list-style-type: none"> <li>1. Notify IEC and Contractor;</li> <li>2. Identify source, investigate the causes of exceedance and propose remedial measures;</li> <li>3. Report the results of investigation to the IEC, ER and Contractor;</li> <li>4. Discuss with the Contractor and formulate remedial measures;</li> <li>5 Increase monitoring frequency to check mitigation effectiveness.</li> </ol>	<ol style="list-style-type: none"> <li>1. Review the analysed results submitted by the ET;</li> <li>2. Review the proposed remedial measures by the Contractor and advise the ER accordingly;</li> <li>3. Supervise the implementation of remedial measures.</li> </ol>	<ol style="list-style-type: none"> <li>1. Confirm receipt of notification of failure in writing;</li> <li>2. Notify Contractor;</li> <li>3. Require Contractor to propose remedial measures for the analysed noise problem;</li> <li>4. Ensure remedial measures are properly implemented.</li> </ol>	<ol style="list-style-type: none"> <li>1. Submit noise mitigation proposals to IEC;</li> <li>2. Implement noise mitigation proposals.</li> </ol>
Limit Level	<ol style="list-style-type: none"> <li>1. Inform IEC, ER, EPD and Contractor;</li> <li>2. Identify source;</li> <li>3. Repeat measurements to confirm findings;</li> <li>4. Increase monitoring frequency;</li> <li>5. Carry out analysis of Contractor's working procedures to determine possible mitigation to be implemented;</li> <li>6. Inform IEC, ER and EPD the causes and actions taken for the exceedances;</li> <li>7. Assess effectiveness of Contractor's remedial actions and keep IEC, EPD and ER informed of the results;</li> <li>8. If exceedance stops, cease additional monitoring.</li> </ol>	<ol style="list-style-type: none"> <li>1. Discuss amongst ER, ET, and Contractor on the potential remedial actions;</li> <li>2. Review Contractors remedial actions whenever necessary to assure their effectiveness and advise the ER accordingly;</li> <li>3. Supervise the implementation of remedial measures.</li> </ol>	<ol style="list-style-type: none"> <li>1. Confirm receipt of notification of failure in writing;</li> <li>2. Notify Contractor;</li> <li>3. Require Contractor to propose remedial measures for the analysed noise problem;</li> <li>4. Ensure remedial measures properly implemented;</li> <li>5. If exceedance continues, consider what portion of the work is responsible and instruct the Contractor to stop that portion of work until the exceedance is abated.</li> </ol>	<ol style="list-style-type: none"> <li>1. Take immediate action to avoid further exceedance;</li> <li>2. Submit proposals for remedial actions to IEC within 3 working days of notification;</li> <li>3. Implement the agreed proposals;</li> <li>4. Resubmit proposals if problem still not under control;</li> <li>5. Stop the relevant portion of works as determined by the ER until the exceedance is abated.</li> </ol>



# APPENDIX E

---

## Waste Flow Table

## Monthly Summary Waste Flow Table for 2018



Month	Actual Quantities of Inert C&D Materials Generated Monthly						Actual Quantities of C&D Wastes Generated Monthly				
	a.Total Quantity Generated (see Note 8)	b. Hard Rock and Large Broken Concrete (see Note 9)	c. Reused in the Contract	d. Reused in Other Projects	e. Disposed as Public Fill (see Note 10)	f. Imported Fill	g. Metals (see Note 5)	h. Paper / Cardboard Packaging (see Note 5)	i. Plastics (see Note 3) (see Note 5)	j. Chemical Waste	k. Others, e.g. general refuse
	(in '000m <sup>3</sup> )	(in '000m <sup>3</sup> )	(in '000m <sup>3</sup> )	(in '000m <sup>3</sup> )	(in '000m <sup>3</sup> )	(in '000m <sup>3</sup> )	(in '000kg)	(in '000kg)	(in '000kg)	(in '000kg)	(in '000m <sup>3</sup> )
January	0.053	0.053	0.000	0.000	0.053	0.000	0.000	0.000	0.000	0.000	0.515
February	0.010	0.010	0.000	0.000	0.010	0.000	0.000	0.000	0.000	0.000	0.232
March	0.017	0.017	0.000	0.000	0.017	0.000	0.000	0.000	0.000	0.000	0.358
April	0.187	0.187	0.000	0.000	0.187	0.000	0.000	0.000	0.000	0.000	0.319
May											
June											
Sub-total	0.267	0.267	0.000	0.000	0.267	0.000	0.000	0.000	0.000	0.000	1.424
July											
August											
September											
October											
November											
December											
Total	0.267	0.267	0.000	0.000	0.267	0.000	0.000	0.000	0.000	0.000	1.424

Total C&D waste generated = a+b+f+g+h+i+j+k

Total C&D waste generated (excluded excavated material) = g+h+i+j+k

Total C&D waste recycled = c+d+g+h+i

% of recycled C&D waste = (Total C&D waste generated - Total C&D waste recycled) / Total C&D waste generated

Forecast of Total Quantities of C&D Materials to be Generated from the Contract*										
a.Total Quantity Generated (see Note 8)	b. Hard Rock and Large Broken Concrete (see Note 9)	c. Reused in the Contract	d. Reused in Other Projects	e. Disposed as Public Fill (see Note 10)	f. Imported Fill	g. Metals (see Note 5)	h. Paper / Cardboard Packaging (see Note 5)	i. Plastics (see Note 3) (see Note 5)	j. Chemical Waste	k. Others, e.g. general refuse
(in '000m <sup>3</sup> )	(in '000m <sup>3</sup> )	(in '000m <sup>3</sup> )	(in '000m <sup>3</sup> )	(in '000m <sup>3</sup> )	(in '000m <sup>3</sup> )	(in '000kg)	(in '000kg)	(in '000kg)	(in '000kg)	(in '000m <sup>3</sup> )

- Notes: (1) The performance target are given in PS Clause 6(14)
- (2) The waste flow table shall also include C&D materials that are not specified in the Contract to be imported for use at the Site
- (3) Plastics refer to plastic bottles/containers, plastic sheets/foam from packaging material
- (4) The Contractor shall also submit the latest forecast of the amount of C&D materials expected to be generated from the Works, together with a break down of the nature where the total amount of C&D materials expected to be generated from the Works is equal to or exceeding 50,000m<sup>3</sup>.
- (5) All recyclable materials, including metals, paper / cardboard packaging, plastics, etc. will be collected by registered collector for recycling.
- (6) Conversion factors for reporting purpose:  
in-situ: rock = 2.5 tonnes/m<sup>3</sup>; soil = 2.0 tonnes/m<sup>3</sup>  
excavated: rock = 2.0 tonnes/m<sup>3</sup>; soil = 1.8 tonnes/m<sup>3</sup>; broken concrete and bitumen = 2.4 tonnes/m<sup>3</sup>  
C&D Waste = 0.9 tonnes/m<sup>3</sup>; bentonite slurry = 2.8 tonnes/m<sup>3</sup>
- (7) Numbers are rounded off to the nearest three decimal places
- (8) The "Total Quantity Generated" equals to the sum of "Reuse in the Contract", "Reuse in Other Projects" and "Disposed as Public Fill"
- (9) The "Hard Rock and Large Broken Concrete" were disposed as public fill
- (10) The amount in "Disposed as Public Fill" included the "Hard Rock and Large Broken Concrete" disposed as public fill



ATAL Technologies Ltd.

Contract No. **HY/2013/06** HKBCF Automatic Vehicle Clearance Support System

Location: Artificial Island of HKBCF ( **C8 Area** )

**Monthly Summary Waste Flow Table for 2018**

Month	Inert C&D Waste disposal / 墮性廢物 (in tonnes) (see Note 1)						Non-inert C&D Waste disposal 非墮性廢物 (in tonnes)		Waste to be recycled and returned / 可再循環利用或回收的廢物								Total Quantity Generated 總生產量	
	Reused in the Work Package (e.g. backfilling) 再用於工程 (如回填)		Reused in other Projects 再用於其他工程		Inert Waste (e.g. soil, broken concrete, rubble, fill material etc.) 墮性廢物 (如泥, 石, 磚, 瓦, 填土等)		Others (e.g. general refuse, broken formwork etc.) 其他 (如垃圾, 廢板枋等)		Metals 金屬		Plastic 塑膠		Paper/cardboard packaging 廢紙/包裝紙類		Chemical Waste 化學廢物			
	(b)		(c)		(d)		(e)		(in tonnes)		(in tonnes)		(in tonnes)		(in litre)		(a)= (b+c+d+e)	
	Est. Qty. 估計數量	Act. Qty. 實際數量	Est. Qty. 估計數量	Act. Qty. 實際數量	Est. Qty. 估計數量	Act. Qty. 實際數量	Est. Qty. 估計數量	Act. Qty. 實際數量	Est. Qty. 估計數量	Act. Qty. 實際數量	Est. Qty. 估計數量	Act. Qty. 實際數量	Est. Qty. 估計數量	Act. Qty. 實際數量	Est. Qty. 估計數量	Act. Qty. 實際數量	Est. Qty. 估計數量	Act. Qty. 實際數量
January	0.000	0.000	0.000	0.000	0.000	0.000	0.020	0.020	0.005	0.005	0.000	0.000	0.000	0.000	0.000	0.000	0.020	0.020
February	0.000	0.000	0.000	0.000	0.000	0.000	0.015	0.015	0.005	0.005	0.000	0.000	0.000	0.000	0.000	0.000	0.015	0.015
March	0.000	0.000	0.000	0.000	0.000	0.000	0.015	0.015	0.005	0.005	0.000	0.000	0.000	0.000	0.000	0.000	0.015	0.015
<b>April</b>	<b>0.000</b>	<b>0.000</b>	<b>0.000</b>	<b>0.000</b>	<b>0.000</b>	<b>0.000</b>	<b>0.015</b>	<b>0.015</b>	<b>0.005</b>	<b>0.005</b>	<b>0.000</b>	<b>0.000</b>	<b>0.000</b>	<b>0.000</b>	<b>0.000</b>	<b>0.000</b>	<b>0.015</b>	<b>0.015</b>
May																		
June																		
July																		
August																		
September																		
October																		
November																		
December																		
<b>Total</b>	<b>0.000</b>	<b>0.000</b>	<b>0.000</b>	<b>0.000</b>	<b>0.000</b>	<b>0.000</b>	<b>0.065</b>	<b>0.065</b>	<b>0.020</b>	<b>0.020</b>	<b>0.000</b>	<b>0.000</b>	<b>0.000</b>	<b>0.000</b>	<b>0.000</b>	<b>0.000</b>	<b>0.065</b>	<b>0.065</b>

Notes: (1) The quantities of C&D Materials, in tonne, was calculated by multiply the estimated volume, in m3, with the density of the soil, which is 1.5 gm<sup>-3</sup>.





# APPENDIX F

---

## Environmental Licenses and Permits

Environmental License/ Permits /Notification Register

LCAL H2642

Contract No. HY/2014/05 – Hong Kong Zhuhai and Macao Bridge Hong Kong Boundary Crossing Facilities – Remaining Ancillary Buildings and Facilities

Item No.	Permit/License or Registration Application			Permit/License/ Notification/ Registration Description	Permit/License/ Registration Number	Issue/Start Date	Expiry Date	Issuing Office	Remark
	Work Area	Date	Reference						
1	All Areas	30 Jun 15	N/A	Environmental Permit to construct the Remaining Ancillary Buildings and Facilities and associated works of the Hong Kong Zhuhai and Macao Bridge Boundary Crossing Facilities	EP-353/2009/I	17 Jul 15	N/A	EPD	Superseded by EP-353/2009/J
2	All Areas	18 Feb 16	N/A	Environmental Permit to construct the Remaining Ancillary Buildings and Facilities and associated works of the Hong Kong Zhuhai and Macao Bridge Boundary Crossing Facilities	EP-353/2009/J	25 Feb 16	N/A	EPD	Superseded by EP-353/2009/K
3	All Areas	24 Mar 16	N/A	Environmental Permit to construct the Remaining Ancillary Buildings and Facilities and associated works of the Hong Kong Zhuhai and Macao Bridge Boundary Crossing Facilities	EP-353/2009/K	11 Apr 16	N/A	EPD	-
4	All Areas	30 Dec 15	N/A	<b>Billing Account</b> for disposal of construction waste	7024342	16 Feb 16	N/A	EPD	-

Environmental License/ Permits /Notification Register

LCAL H2642

Contract No. HY/2014/05 – Hong Kong Zhuhai and Macao Bridge Hong Kong Boundary Crossing Facilities – Remaining Ancillary Buildings and Facilities

Item No.	Permit/License or Registration Application			Permit/License/ Notification/ Registration Description	Permit/License/ Registration Number	Issue/Start Date	Expiry Date	Issuing Office	Remark
	Work Area	Date	Reference						
5	All Areas	30 Dec 15	RABF-LTR- EPD-000001	<b>Notification</b> that notifiable works are anticipated to commence (Form NA).	Acknowledge Receipt Ref. No. 397571	06 Jan 16	N/A	EPD	-
6	All Areas	04 Jan 16	RABF-LTR- EPD-000002	<b>Registration</b> as Chemical Waste Producer for disposal of spent batteries, used lubrication oil and surplus paint at RABF area	WPN 5213-951-L2846-02	19 Feb 16	N/A	EPD	-
7	All Areas	25 Jan 16	RABF-LTR- EPD-000003	<b>CNP</b> for the use of powered mechanical equipment for the purpose of carry out works from 19:00 to 23:00 and 23:00 to 07:00. (Non-designated area)	GW-RS0106-16	11 Feb 16	10 Aug 16	EPD	Superseded by GW-RS0476-16
8	All Areas	08 May 16	RABF-LTR- EPD-000012	<b>CNP</b> for the use of powered mechanical equipment for the purpose of carry out works from 19:00 to 23:00 and 23:00 to 07:00. (Non-designated area)	GW-RS0476-16	19 May 16	18 Nov 16	EPD	Superseded by GW-RS0666-16

Environmental License/ Permits /Notification Register

LCAL H2642

Contract No. HY/2014/05 – Hong Kong Zhuhai and Macao Bridge Hong Kong Boundary Crossing Facilities – Remaining Ancillary Buildings and Facilities

Item No.	Permit/License or Registration Application			Permit/License/ Notification/ Registration Description	Permit/License/ Registration Number	Issue/Start Date	Expiry Date	Issuing Office	Remark
	Work Area	Date	Reference						
9	All Areas	16 Jun 16	RABF-LTR- EPD-000015	<b>CNP</b> for the use of powered mechanical equipment for the purpose of carry out works from 19:00 to 23:00 and 23:00 to 07:00. (Non-designated area)	GW-RS0666-16	04 Jul 16	03 Jan 17	EPD	Superseded by GW-RS0907-16
10	All Areas	18 Aug 16	RABF-LTR- EPD-000018	<b>CNP</b> for the use of powered mechanical equipment for the purpose of carry out works from 19:00 to 23:00 and 23:00 to 07:00. (Non-designated area)	GW-RS0907-16	01 Sep 16	28 Feb 17	EPD	Superseded by GW-RS1195-16
11	All Areas	16 Nov 16	RABF-LTR-EPD-000020	<b>CNP</b> for the use of powered mechanical equipment for the purpose of carry out works from 19:00 to 23:00 and 23:00 to 07:00. (Non-designated area)	GW-RS1195-16	30 Nov 16	29 May 17	EPD	Superseded by GW-RS1315-16
12	All Areas	08 Dec 16	RABF-LTR-EPD-000023	<b>CNP</b> for the use of powered mechanical equipment for the purpose of carry out works from 19:00 to 23:00 and 23:00 to 07:00. (Non-designated area)	GW-RS1315-16	22 Dec 16	21 Jun 17	EPD	Superseded by GW-RS0131-17

Environmental License/ Permits /Notification Register

LCAL H2642

Contract No. HY/2014/05 – Hong Kong Zhuhai and Macao Bridge Hong Kong Boundary Crossing Facilities – Remaining Ancillary Buildings and Facilities

Item No.	Permit/License or Registration Application			Permit/License/ Notification/ Registration Description	Permit/License/ Registration Number	Issue/Start Date	Expiry Date	Issuing Office	Remark
	Work Area	Date	Reference						
13	WA3	13 Jan 17	RABF-LTR-EPD-000026	<b>CNP</b> for the use of powered mechanical equipment for the purpose of carry out works from 19:00 to 23:00. (Non-designated area)	GW-RS0070-17	27 Jan 17	26 Jul 17	EPD	Superseded by GW-RS0626-17
14	All areas	03 Feb 17	RABF-LTR-EPD-000028	<b>CNP</b> for the use of powered mechanical equipment for the purpose of carry out works from 19:00 to 23:00 and 23:00 to 07:00. (Non-designated area)	GW-RS0131-17	17 Feb 17	16 Aug 17	EPD	Superseded by GW-RS0306-17
15	All areas	20 Mar 17	RABF-LTR-EPD-000035	<b>CNP</b> for the use of powered mechanical equipment for the purpose of carry out works from 19:00 to 23:00 and 23:00 to 07:00. (Non-designated area)	GW-RS0306-17	05 Apr 17	02 Oct 17	EPD	Superseded by GW-RS0435-17
16	All areas	05 May 17	RABF-LTR-EPD-000036	<b>CNP</b> for the use of powered mechanical equipment for the purpose of carry out works from 19:00 to 23:00 and 23:00 to 07:00. (Non-designated area)	GW-RS0435-17	20 May 17	16 Nov 17	EPD	Superseded by GW-RS0710-17

Environmental License/ Permits /Notification Register

LCAL H2642

Contract No. HY/2014/05 – Hong Kong Zhuhai and Macao Bridge Hong Kong Boundary Crossing Facilities – Remaining Ancillary Buildings and Facilities

Item No.	Permit/License or Registration Application			Permit/License/ Notification/ Registration Description	Permit/License/ Registration Number	Issue/Start Date	Expiry Date	Issuing Office	Remark
	Work Area	Date	Reference						
17	WA3	28 Jun 17	RABF-LTR-EPD-000041	<b>CNP</b> for the use of powered mechanical equipment for the purpose of carry out works from 19:00 to 23:00. (Non-designated area)	GW-RS0626-17	27 Jul 17	26 Jan 18	EPD	Expired
18	All areas	03 Aug 17	RABF-LTR-EPD-000042	<b>CNP</b> for the use of powered mechanical equipment for the purpose of carry out works from 19:00 to 23:00 and 23:00 to 07:00. (Non-designated area)	GW-RS0710-17	21 Aug 17	16 Feb 18	EPD	Expired
19	WA3	11 Jan 18	RABF-LTR-EPD-000046	<b>CNP</b> for the use of powered mechanical equipment for the purpose of carry out works from 19:00 to 23:00. (Non-designated area)	GW-RS0050-18	27 Jan 18	26 Jul 18	EPD	-
20	All areas	31 Jan 18	RABF-LTR-EPD-000048	<b>CNP</b> for the use of powered mechanical equipment for the purpose of carry out works from 19:00 to 23:00 and 23:00 to 07:00. (Non-designated area)	GW-RS0112-18	17 Feb 18	16 Aug 18	EPD	-



Environmental License/ Permits /Notification Register

LCAL H2642

Contract No. HY/2013/06 – Hong Kong Zhuhai and Macao Bridge - HKBCF – Automatic Vehicle Clearance Support System

Date: 30 April 2018									Remark
Item No.	Permit/License or Registration Application			Permit/License/ Notification/ Registration Description	Permit/License/ Registration Number	Issue/Start Date	Expiry Date	Issuing Office	
	Work Area	Date	Reference						
1	HZMB-HK Boundary Crossing Facilities	31 July 2015	WFG14980	Disposal of Construction Waste Billing Account	7023015	20 August 2015	--	EPD	
2	HZMB-HK Boundary Crossing Facilities	14 Nov 2017	EP831/N09/R S1037-17	Construction Noise Permit	GW-RS1037-17	1 Dec 2017	30 May 2018	EPD	

**Environmental License/ Permits /Notification Register**

**Contract No. HY/2014/04 – Hong Kong Zhuhai and Macao Bridge Hong Kong Boundary Crossing Facilities – Gantry Type X-ray Vehicle Inspection System**

Date: April 2018									Remark
Item No.	Permit/License or Registration Application			Permit/License/ Notification/ Registration Description	Permit/License/ Registration Number	Issue/Start Date	Expiry Date	Issuing Office	
	Work Area	Date	Reference						
1	All Areas	23 Aug 2016	N/A	<u>Billing Account</u> for disposal of construction waste	7025930	20 Sep 2016	N/A	EPD	
2	Building 058,059	27 Jul 2017	N/A	Construction Noise Permit(CNP)	GW-RS0640-17	6 Aug 2017	4 Feb 2018	EPD	



## **APPENDIX G**

---

### **Implementation Schedule for Environmental Mitigation Measures (EMIS)**

**Contract No. HY/2014/05 – Hong Kong-Zhuhai-Macao Bridge Hong Kong Boundary Crossing Facilities – Remaining Ancillary Buildings and Facilities  
Implementation Schedule for Environmental Mitigation Measures**

EIA Ref.	EM&A Log Ref	Recommended Mitigation Measures	Objectives of the Recommended Measures & Main Concerns to address	Who to implement the measures?	Location of the measures	When to implement the measures?	What requirements or standards for the measures to achieve?	Implementation Status
<b>Air Quality</b>								
S5.5.6.1	A1	1) The contractor shall follow the procedures and requirements given in the Air Pollution Control (Construction Dust) Regulation	Good construction site practices to control the dust impact at the nearby sensitive receivers to within the relevant criteria.	Contractor	All construction sites	Construction stage	To control the dust impact to within the HKAQO and TM-EIA criteria (Ref. 1- hr and 24hr TSP levels are 500 $\mu\text{g}\text{m}^{-3}$ and 260 $\mu\text{g}\text{m}^{-3}$ , respectively)	√
S5.5.6.2	A2	2) Proper watering of exposed spoil should be undertaken throughout the construction phase: <ul style="list-style-type: none"> <li>• Any excavated or stockpile of dusty material should be covered entirely by impervious sheeting or sprayed with water to maintain the entire surface wet and then removed or backfilled or reinstated where practicable within 24 hours of the excavation or unloading;</li> <li>• Any dusty materials remaining after a stockpile is removed should be wetted with water and cleared from the surface of roads;</li> <li>• A stockpile of dusty material should not be extend beyond the pedestrian barriers, fencing or trafficcones.</li> <li>• The load of dusty materials on a vehicle leaving a construction site should be covered entirely by impervious sheeting to ensure that the dusty materials do not leak from the vehicle;</li> <li>• Where practicable, vehicle washing facilities with high pressure water jet should be provided at every discernible or designated vehicle exit point. The area where vehicle washing takes place and the road section between the washing facilities and the exit point should be paved with concrete, bituminous materials or hardcores;</li> </ul>	Good construction site practices to control the dust impact at the nearby sensitive receivers to within the relevant criteria.	Contractor	All construction sites	Construction stage	To control the dust impact to within the HKAQO and TM-EIA criteria (Ref. 1- hr and 24hr TSP levels are 500 $\mu\text{g}\text{m}^{-3}$ and 260 $\mu\text{g}\text{m}^{-3}$ , respectively)	√

EIA Ref.	EM&A Log Ref	Recommended Mitigation Measures	Objectives of the Recommended Measures & Main Concerns to address	Who to implement the measures?	Location of the measures	When to implement the measures?	What requirements or standards for the measures to achieve?	Implementation Status
S5.5.6.2	A2	<ul style="list-style-type: none"> <li>• When there are open excavation and reinstatement works, hoarding of not less than 2.4m high should be provided as far as practicable along the site boundary with provision for public crossing. Good site practice shall also be adopted by the Contractor to ensure the conditions of the hoardings are properly maintained throughout the construction period;</li> <li>• The portion of any road leading only to construction site that is within 30m of a vehicle entrance or exit should be kept clear of dusty materials;</li> <li>• Surfaces where any pneumatic or power-driven drilling, cutting, polishing or other mechanical breaking operation takes place should be sprayed with water or a dust suppression chemical continuously;</li> <li>• Any area that involves demolition activities should be sprayed with water or a dust suppression chemical immediately prior to, during and immediately after the activities so as to maintain the entire surface wet;</li> <li>• Where a scaffolding is erected around the perimeter of a building under construction, effective dust screens, sheeting or netting should be provided to enclose the scaffolding from the ground floor level of the building, or a canopy should be provided from the first floor level up to the highest level of the scaffolding;</li> <li>• Any skip hoist for material transport should be totally enclosed by impervious sheeting;</li> <li>• Every stock of more than 20 bags of cement or dry pulverised fuel ash (PFA) should be covered entirely by impervious sheeting or placed in an area sheltered on the top and the 3 sides;</li> </ul>	Good construction site practices to control the dust impact at the nearby sensitive receivers to within the relevant criteria.	Contractor	All construction sites	Construction stage	To control the dust impact to within the HKAQO and TM-EIA criteria (Ref. 1- hr and 24hr TSP levels are 500 $\mu\text{g}\text{m}^{-3}$ and 260 $\mu\text{g}\text{m}^{-3}$ , respectively)	√

EIA Ref.	EM&A Log Ref	Recommended Mitigation Measures	Objectives of the Recommended Measures & Main Concerns to address	Who to implement the measures?	Location of the measures	When to implement the measures?	What requirements or standards for the measures to achieve?	Implementation Status
S5.5.6.2	A2	<ul style="list-style-type: none"> <li>Cement or dry PFA delivered in bulk should be stored in a closed silo fitted with an audible high level alarm which is interlocked with the material filling line and no overfilling is allowed;</li> <li>Loading, unloading, transfer, handling or storage of bulk cement or dry PFA should be carried out in a totally enclosed system or facility, and any vent or exhaust should be fitted with an effective fabric filter or equivalent air pollution control system; and</li> <li>Exposed earth should be properly treated by compaction, turfing, hydroseeding, vegetation planting or sealing with latex, vinyl, bitumen, shotcrete or other suitable surface stabiliser within six months after the last construction activity on the construction site or part of the construction site where the exposed earth lies.</li> </ul>	Good construction site practices to control the dust impact at the nearby sensitive receivers to within the relevant criteria.	Contractor	All construction sites	Construction stage	To control the dust impact to within the HKAQO and TM-EIA criteria (Ref. 1- hr and 24hr TSP levels are 500 $\mu\text{g}\text{m}^{-3}$ and 260 $\mu\text{g}\text{m}^{-3}$ , respectively)	√
S5.5.6.4	A3	The Contractor should undertake proper watering on all exposed spoil (with at least 8 times per day) throughout the construction phase.	Control construction dust	Contractor	All construction sites	Construction stage	To control the dust impact	√
S5.5.6.5	A4	Engineer to incorporate the controlled measures into the Particular Specification (PS) for the civil work. The PS should also draw the contractor's attention to the relevant latest Practice Notes issued by EPD.	Control construction dust	Engineer	All construction sites	Design Stage	Air Pollution Control (Construction Dust) Regulation	√
S5.5.6.5	A5	Implement regular dust monitoring under EM&A programme during the construction stage.	Monitor the 24 hr and 1hr TSP levels at the representative dust monitoring stations to ensure compliance with relevant criteria throughout the construction period.	Contractor	Selected representative dust monitoring station	Construction stage	<ul style="list-style-type: none"> <li>Air Pollution Control (Construction Dust) Regulation</li> <li>To control the dust impact to within the HKAQO and TM-EIA criteria (Ref. 1- hr and 24hr TSP levels are 500 <math>\mu\text{g}\text{m}^{-3}</math> and 260 <math>\mu\text{g}\text{m}^{-3}</math>, respectively)</li> </ul>	√ (The dust monitoring at AMS6 under EM&A Programme for the Contract is covered by Contract No. HY/2011/03 while the dust monitoring at AMS7B under EM&A Programme for the Contract is covered by Contract No. HY/2013/01.)

EIA Ref.	EM&A Log Ref	Recommended Mitigation Measures	Objectives of the Recommended Measures & Main Concerns to address	Who to implement the measures?	Location of the measures	When to implement the measures?	What requirements or standards for the measures to achieve?	Implementation Status
S5.5.7.1	A6	<p>The following mitigation measures should be adopted to prevent fugitive dust emissions for concrete batching plant:</p> <ul style="list-style-type: none"> <li>• Loading, unloading, handling, transfer or storage of any dusty materials should be carried out in totally enclosed system;</li> <li>• All dust-laden air or waste gas generated by the process operations should be properly extracted and vented to fabric filtering system to meet the emission limits for TSP;</li> <li>• Vents for all silos and cement/pulverised fuel ash (PFA) weighing scale should be fitted with fabric filtering system;</li> <li>• The materials which may generate airborne dusty emissions should be wetted by water sprays system;</li> <li>• All receiving hoppers should be enclosed on three sides up to 3m above unloading point;</li> <li>• All conveyor transfer points should be totally enclosed;</li> <li>• All access and route roads within the premises should be paved and wetted; and</li> <li>• Vehicle cleaning facilities should be provided and used by all concrete trucks before leaving the premises to wash off any dust on the wheels and/or body.</li> </ul>	Monitor the 24 hr and 1hr TSP levels at the representative dust monitoring stations to ensure compliance with relevant criteria throughout the construction period.	Contractor	Selected representative dust monitoring station	Construction stage	<ul style="list-style-type: none"> <li>• Air Pollution Control (Construction Dust) Regulation</li> <li>• To control the dust impact to within the HKAQO and TM-EIA criteria (Ref. 1- hr and 24hr TSP levels are <math>500 \mu\text{g}\text{m}^{-3}</math> and <math>260 \mu\text{g}\text{m}^{-3}</math>, respectively)</li> </ul>	N/A
S5.5.2.7	A7	<p>The following mitigation measures should be adopted to prevent fugitive dust emissions at barging point:</p> <ul style="list-style-type: none"> <li>• All road surface within the barging facilities will be paved;</li> <li>• Dust enclosures will be provided for the loading ramp;</li> <li>• Vehicles will be required to pass through designated wheels wash facilities; and</li> <li>• Continuous water spray at the loading points.</li> </ul>	Control construction dust	Contractor	All construction sites	Construction stage	Air Pollution Control (Construction Dust) Regulation	N/A

EIA Ref.	EM&A Log Ref	Recommended Mitigation Measures	Objectives of the Recommended Measures & Main Concerns to address	Who to implement the measures?	Location of the measures	When to implement the measures?	What requirements or standards for the measures to achieve?	Implementation Status
<b>Construction Noise (Air borne)</b>								
S6.4.10	N1	<p>1) Use of good site practices to limit noise emissions by considering the following:</p> <ul style="list-style-type: none"> <li>only well-maintained plant should be operated on-site and plant should be serviced regularly during the construction programme;</li> <li>machines and plant (such as trucks, cranes) that may be in intermittent use should be shut down between work periods or should be throttled down to a minimum;</li> <li>plant known to emit noise strongly in one direction, where possible, be orientated so that the noise is directed away from nearby NSRs;</li> <li>silencers or mufflers on construction equipment should be properly fitted and maintained during the construction works;</li> <li>mobile plant should be sited as far away from NSRs as possible and practicable;</li> <li>material stockpiles, mobile container site office and other structures should be effectively utilised, where practicable, to screen noise from on-site construction activities.</li> </ul>	Control construction airborne noise by means of good site practices	Contractor	All construction sites	Construction stage	Noise Control Ordinance	√
S6.4.11	N2	2) Install temporary hoarding located on the site boundaries between noisy construction activities and NSRs. The conditions of the hoardings shall be properly maintained throughout the construction period.	Reduce the construction noise levels at low-level zone of NSRs through partial screening.	Contractor	All construction sites	Construction stage	<ul style="list-style-type: none"> <li>Noise Control Ordinance</li> <li>Annex 5, TM-EIA</li> </ul>	N/A
S6.4.12	N3	3) Install movable noise barriers (typically density @14kg/m <sup>2</sup> ), acoustic mat or full enclosure close to noisy plants including air compressor, generators, saw.	Screen the noisy plant items to be used at all construction sites	Contractor	For plant items listed in Appendix 6D of the EIA report at all construction sites	Construction stage	<ul style="list-style-type: none"> <li>Noise Control Ordinance</li> <li>Annex 5, TM-EIA</li> <li>75dB(A) for residential premises</li> <li>The movable barrier should achieve at least 5dB(A) and the full enclosure should be</li> </ul>	N/A



EIA Ref.	EM&A Log Ref	Recommended Mitigation Measures	Objectives of the Recommended Measures & Main Concerns to address	Who to implement the measures?	Location of the measures	When to implement the measures?	What requirements or standards for the measures to achieve?	Implementation Status
S6.4.13	N4	4) Select "Quiet plants" which comply with the BS 5228 Part 1 or TM standards.	Reduce the noise levels of plant items	Contractor	For plant items listed in Appendix 6D of the EIA report at all construction sites	Construction stage	<ul style="list-style-type: none"> <li>Noise Control Ordinance &amp; its TM</li> <li>Annex 5, TM-EIA</li> </ul>	√
S6.4.14	N5	5) Sequencing operation of construction plants where practicable.	Operate sequentially within the same work site to reduce the construction airborne noise	Contractor	All construction sites where practicable	Construction stage	<ul style="list-style-type: none"> <li>Noise Control Ordinance</li> <li>Annex 5, TM-EIA</li> </ul>	√
/	N6	6) Implement a noise monitoring under EM&A programme.	Monitor the construction noise levels at the selected representative locations	Contractor	Selected representative noise monitoring station	Construction stage	<ul style="list-style-type: none"> <li>Noise Control Ordinance</li> <li>Annex 5, TM-EIA</li> <li>75dB(A) for residential premises</li> </ul>	√ (The noise monitoring at NMS2 and NMS3B under EM&A programme for the Contract are covered by Contract No. HY/2013/01.)
<b>Sediment</b>								
S7.3	S1	1) The requirements as recommended in ETWB TC 34/2002 Management of Dredged/Excavated Sediment shall be included in the Particular Specification as appropriate.	Develop sediment disposal arrangement	Engineer	All construction sites	Design stage	<ul style="list-style-type: none"> <li>Waste Disposal Ordinance</li> <li>ETW B TC 34/2002</li> </ul>	N/A

EIA Ref.	EM&A Log Ref	Recommended Mitigation Measures	Objectives of the Recommended Measures & Main Concerns to address	Who to implement the measures?	Location of the measures	When to implement the measures?	What requirements or standards for the measures to achieve?	Implementation Status
<b>Waste Management (Construction Waste)</b>								
S8.3.8	WM1	<p><u>Construction and Demolition Material</u></p> <p>The following mitigation measures should be implemented in handling the waste:</p> <ul style="list-style-type: none"> <li>• Maintain temporary stockpiles and reuse excavated fill material for backfilling and reinstatement;</li> <li>• Carry out on-site sorting;</li> <li>• Make provisions in the Contract documents to allow and promote the use of recycled aggregates where appropriate;</li> <li>• Adopt 'Selective Demolition' technique to demolish the existing structures and facilities with a view to recovering broken concrete effectively for recycling purpose, where possible;</li> <li>• Implement a trip-ticket system for each works contract to ensure that the disposal of C&amp;D materials are properly documented and verified; and</li> <li>• Implement an enhanced Waste Management Plan similar to ETW BTC (Works) No. 19/2005 – "Environmental Management on Construction Sites" to encourage on-site sorting of C&amp;D materials and to minimize their generation during the course of construction.</li> <li>• In addition, disposal of the C&amp;D materials onto any sensitive locations such as agricultural lands, etc. should be avoided. The Contractor shall propose the final disposal sites to the Project Proponent and get its approval before implementation.</li> </ul>	Good site practice to minimize the waste generation and recycle the C&D materials as far as practicable so as to reduce the amount for final disposal	Contractor	All construction sites	Construction stage	<ul style="list-style-type: none"> <li>• Land (Miscellaneous Provisions) Ordinance</li> <li>• Waste Disposal Ordinance</li> <li>• ETW BTC 19/2005</li> </ul>	√

EIA Ref.	EM&A Log Ref	Recommended Mitigation Measures	Objectives of the Recommended Measures & Main Concerns to address	Who to implement the measures?	Location of the measures	When to implement the measures?	What requirements or standards for the measures to achieve?	Implementation Status
S8.3.9- S8.3.11	WM2	<p><u>C&amp;D Waste</u></p> <ul style="list-style-type: none"> <li>Standard formwork or pre-fabrication should be used as far as practicable in order to minimise the arising of C&amp;D materials. The use of more durable formwork or plastic facing for the construction works should be considered. Use of wooden hoardings should not be used, as in other projects. Metal hoarding should be used to enhance the possibility of recycling. The purchasing of construction materials will be carefully planned in order to avoid over ordering and wastage.</li> <li>The Contractor should recycle as much of the C&amp;D materials as possible on-site. Public fill and C&amp;D waste should be segregated and stored in different containers or skips to enhance reuse or recycling of materials and their proper disposal. Where practicable, concrete and masonry can be crushed and used as fill. Steel reinforcement bar can be used by scrap steel mills. Different areas of the sites should be considered for such segregation and storage.</li> </ul>	Good site practice to minimize the waste generation and recycle the C&D materials as far as practicable so as to reduce the amount for final disposal	Contractor	All construction sites	Construction stage	<ul style="list-style-type: none"> <li>Land (Miscellaneous Provisions) Ordinance</li> <li>Waste Disposal Ordinance</li> <li>ETWB TC 19/2005</li> </ul>	√
S8.2.12- S8.3.15	WM3	<p><u>Chemical Waste</u></p> <ul style="list-style-type: none"> <li>Chemical waste that is produced, as defined by Schedule 1 of the Waste Disposal (Chemical Waste) (General) Regulation, should be handled in accordance with the Code of Practice on the Packaging, Labelling and Storage of Chemical Wastes.</li> <li>Containers used for the storage of chemical wastes should be suitable for the substance they are holding, resistant to corrosion, maintained in a good condition, and securely closed; have a capacity of less than 450 liters unless the specification has been approved by the EPD; and display a label in English and Chinese in accordance with instructions prescribed in Schedule 2 of the regulation.</li> <li>The storage area for chemical wastes should be clearly labelled and used solely for the storage of chemical waste; enclosed on at least 3 sides; have an impermeable floor and bunding of sufficient capacity to accommodate 110% of the volume of the largest container or 20 % of the total volume of waste stored in that area, whichever is the greatest; have adequate ventilation; covered to prevent rainfall entering; and arranged so that incompatible materials are adequately separated.</li> </ul>	Control the chemical waste and ensure proper storage, handling and disposal.	Contractor	All construction sites	Construction stage	<ul style="list-style-type: none"> <li>Waste Disposal (Chemical Waste) General) Regulation</li> <li>Code of Practice on the Packaging, Labelling and Storage of Chemical Waste</li> </ul>	√

EIA Ref.	EM&A Log Ref	Recommended Mitigation Measures	Objectives of the Recommended Measures & Main Concerns to address	Who to implement the measures?	Location of the measures	When to implement the measures?	What requirements or standards for the measures to achieve?	Implementation Status
		<ul style="list-style-type: none"> <li>Disposal of chemical waste should be via a licensed waste collector; be to a facility licensed to receive chemical waste, such as the Chemical Waste Treatment Centre which also offers a chemical waste collection service and can supply the necessary storage containers; or be to a reuser of the waste, under approval from the EPD.</li> </ul>						√
S8.3.16	WM4	<u>Sewage</u> <ul style="list-style-type: none"> <li>Adequate numbers of portable toilets should be provided for the workers. The portable toilets should be maintained in a state, which will not deter the workers from utilizing these portable toilets. Night soil should be collected by licensed collectors regularly.</li> </ul>	Proper handling of sewage from worker to avoid odour, pest and litter impacts	Contractor	All construction sites	Construction stage	<ul style="list-style-type: none"> <li>Waste Disposal Ordinance</li> </ul>	√
S8.3.17	WM5	<u>General Refuse</u> <ul style="list-style-type: none"> <li>General refuse generated on-site should be stored in enclosed bins or compaction units separately from construction and chemical wastes.</li> <li>A reputable waste collector should be employed by the Contractor to remove general refuse from the site, separately from construction and chemical wastes, on a daily basis to minimize odour, pest and litter impacts. Burning of refuse on construction sites is prohibited by law.</li> <li>Aluminium cans are often recovered from the waste stream by individual collectors if they are segregated and made easily accessible. Separate labelled bins for their deposit should be provided if feasible.</li> <li>Office wastes can be reduced through the recycling of paper if volumes are large enough to warrant collection. Participation in a local collection scheme should be considered by the Contractor. In addition, waste separation facilities for paper, aluminum cans, plastic bottles etc., should be provided.</li> <li>Training should be provided to workers about the concepts of site cleanliness and appropriate waste management procedure, including reduction, reuse and recycling of wastes.</li> </ul>	Minimize production of the general refuse and avoid odour, pest and litter impacts	Contractor	All construction sites	Construction stage	<ul style="list-style-type: none"> <li>Waste Disposal Ordinance</li> </ul>	√

EIA Ref.	EM&A Log Ref	Recommended Mitigation Measures	Objectives of the Recommended Measures & Main Concerns to address	Who to implement the measures?	Location of the measures	When to implement the measures?	What requirements or standards for the measures to achieve?	Implementation Status
<b>Water Quality (Construction Phase)</b>								
S.9.11.1.7	W2	<p><u>Land Works</u> General construction activities on land should also be governed by standard good working practice. Specific measures to be written into the works contracts should include:</p> <ul style="list-style-type: none"> <li>• wastewater from temporary site facilities should be controlled to prevent direct discharge to surface or marine waters;</li> <li>• sewage effluent and discharges from on-site kitchen facilities shall be directed to Government sewer in accordance with the requirements of the W PCO or collected for disposal offsite. The use of soakaways shall be avoided;</li> <li>• storm drainage shall be directed to storm drains via adequately designed sand/silt removal facilities such as sand traps, silt traps and sediment basins. Channels, earth bunds or sand bag barriers should be provided on site to properly direct stormwater to such silt removal facilities. Catchpits and perimeter channels should be constructed in advance of site formation works and earthworks;</li> <li>• silt removal facilities, channels and manholes shall be maintained and any deposited silt and grit shall be removed regularly, including specifically at the onset of and after each rainstorm;</li> <li>• temporary access roads should be surfaced with crushed stone or gravel;</li> <li>• rainwater pumped out from trenches or foundation excavations should be discharged into storm drains via silt removal facilities;</li> <li>• measures should be taken to prevent the washout of construction materials, soil, silt or debris into any drainage system;</li> <li>• open stockpiles of construction materials (e.g. aggregates and sand) on site should be covered with tarpaulin or similar fabric during rainstorms;</li> <li>• manholes (including any newly constructed ones) should always be adequately covered and temporarily sealed so as to prevent silt, construction materials or debris from getting into the drainage system, and to prevent storm run-off from getting into foul sewers;</li> <li>• discharges of surface run-off into foul sewers must always be prevented in order not to unduly overload the foul sewerage system;</li> </ul>	To control construction water quality	Contractor	Land-based works areas	Construction stage	TM-EIAO	√

EIA Ref.	EM&A Log Ref	Recommended Mitigation Measures	Objectives of the Recommended Measures & Main Concerns to address	Who to implement the measures?	Location of the measures	When to implement the measures?	What requirements or standards for the measures to achieve?	Implementation Status
S9.11.1.7	W2	<ul style="list-style-type: none"> <li>• all vehicles and plant should be cleaned before they leave the construction site to ensure that no earth, mud or debris is deposited by them on roads. A wheel washing bay should be provided at every site exit;</li> <li>• wheel wash overflow shall be directed to silt removal facilities before being discharged to the storm drain;</li> <li>• the section of construction road between the wheel washing bay and the public road should be surfaced with crushed stone or coarse gravel;</li> <li>• wastewater generated from concreting, plastering, internal decoration, cleaning work and other similar activities, shall be screened to remove large objects;</li> <li>• vehicle and plant servicing areas, vehicle wash bays and lubrication facilities shall be located under roofed areas. The drainage in these covered areas shall be connected to foul sewers via a petrol interceptor in accordance with the requirements of the WPCO or collected for off site disposal;</li> <li>• the contractors shall prepare an oil / chemical cleanup plan and ensure that leakages or spillages are contained and cleaned up immediately;</li> <li>• waste oil should be collected and stored for recycling or disposal, in accordance with the Waste Disposal Ordinance;</li> <li>• all fuel tanks and chemical storage areas should be provided with locks and be sited on sealed areas. The storage areas should be surrounded by bunds with a capacity equal to 110% of the storage capacity of the largest tank; and</li> <li>• surface run-off from bunded areas should pass through oil/grease traps prior to discharge to the stormwater system.</li> </ul>	To control construction water quality	Contractor	Land-based works areas	Construction stage	TM-EIAO	√

EIA Ref.	EM&A Log Ref	Recommended Mitigation Measures	Objectives of the Recommended Measures & Main Concerns to address	Who to implement the measures?	Location of the measures	When to implement the measures?	What requirements or standards for the measures to achieve?	Implementation Status
<b>Ecology (Construction Phase)</b>								
S10.7	E4	<ul style="list-style-type: none"> <li>Watering to reduce dust generation; prevention of siltation of freshwater habitats; Site runoff should be desilted, to reduce the potential for suspended sediments, organics and other contaminants to enter streams and standing freshwater</li> </ul>	Prevent Sedimentation from Land-based works areas	Contractor	Land-based works areas	During construction	TM-Water	√
S10.7	E5	<ul style="list-style-type: none"> <li>Good site practices, including strictly following the permitted works hours, using quieter machines where practicable, and avoiding excessive lightings during night time</li> </ul>	Prevent disturbance to terrestrial fauna and habitats	Contractor	Land-based works areas	During construction		√
S10.7	E8	<ul style="list-style-type: none"> <li>Control vessel speed</li> <li>Skipper training</li> <li>Predefined and regular routes for working vessels; avoid Brother Islands.</li> </ul>	Minimise marine traffic disturbance on dolphins	Contractor	Marine Traffic	During construction		N/A
<b>Fisheries</b>								
S11.7	F4	<ul style="list-style-type: none"> <li>Maritime Oil Spill Response Plan (MOSRP);</li> <li>Contingency plan.</li> </ul>	Minimise impacts on marine water quality impacts	Marine Department	HKBCF	During operation		N/A

EIA Ref.	EM&A Log Ref	Recommended Mitigation Measures	Objectives of the Recommended Measures & Main Concerns to address	Who to implement the measures?	Location of the measures	When to implement the measures?	What requirements or standards for the measures to achieve?	Implementation Status
<b>Landscape &amp; Visual (Detailed Design Phase)</b>								
S14.3.3.1	LV1	<p>General design measures include:</p> <ul style="list-style-type: none"> <li>• Roadside planting and planting along the edge of the HKBCF Island is proposed;</li> <li>• Transplanting of mature trees in good health and amenity value where appropriate and reinstatement of areas disturbed during construction by compensatory hydro-seeding and planting;</li> <li>• Protection measures for the trees to be retained during construction activities;</li> <li>• Optimizing the sizes and spacing of the bridge columns; Fine-tuning the location of the bridge columns to avoid visually-sensitive locations;</li> <li>• Maximizing new tree, shrub and other vegetation planting to compensate tree felled and vegetation removed;</li> <li>• Providing planting area around peripheral of HKBCF for tree planting screening effect;</li> <li>• Providing salt-tolerant native trees along the planter strip at affected seawall and newly reclaimed coastline;</li> <li>• For HKBCF, providing aesthetic architectural design on the related buildings (e.g. similar materials for PCB building facade to Airport buildings, roof planting and subtle materials for other facilities buildings and so on), and the related infrastructure (e.g. parapet planting and transparent cover for elevated footbridges) to provide harmonious atmosphere of the HKBCF; and</li> <li>• Fine-tuning the sizes of the structural members to minimize the bulkiness of buildings and adjustment of building arrangement to minimise disturbance to surrounding vegetation in the HKBCF.</li> </ul>	Minimise visual & landscape impact	Detailed designer	HKBCF	Design Stage		N/A



EIA Ref.	EM&A Log Ref	Recommended Mitigation Measures	Objectives of the Recommended Measures & Main Concerns to address	Who to implement the measures?	Location of the measures	When to implement the measures?	What requirements or standards for the measures to achieve?	Implementation Status
<i>Landscape &amp; Visual (Construction Phase)</i>								
S14.3.3.3	LV2	<p>Mitigate both Landscape and Visual Impacts</p> <p>G1. Grass-hydroseed bare soil surface and stock pile areas.</p> <p>G2. Add planting strip and automatic irrigation system if appropriate at some portions of bridge footbridge to screen bridge and traffic. (This mitigation measure is not applicable to the Contract.)</p> <p>G3. Not applicable as this is for HKLR.</p> <p>G4. For HKBCF, providing aesthetic architectural design on the related buildings (e.g. similar materials for PCB building facade to Airport buildings, roof planting and subtle materials for other facilities buildings and so on), and the related infrastructure (e.g. parapet planting and transparent cover for elevated footbridges) to provide harmonious atmosphere of the HKBCF.</p> <p>G5. Vegetation reinstatement and upgrading to disturbed areas.</p> <p>G6. Maximizing new tree shrub and other vegetation planting to compensate tree felled and vegetation removed.</p> <p>G7. Providing planting area around peripheral of HKBCF for tree planting screening effect. (This mitigation measure is not applicable to the Contract.)</p> <p>G8. Plant salt-tolerant native and shrubs etc along the planter strip at affected seawall. (This mitigation measure is not applicable to the Contract.)</p> <p>G9. Reserve of loose natural granite rocks for re-use. Provide new coastline to adopt "natural-look" by means of using armour rocks in the form of natural rock materials and planting strip area accommodating screen buffer to enhance "natural-look" of the new coastline. (This mitigation measure is not applicable to the Contract.)</p>	Minimise visual & landscape impact	Contractor	Buildings 022, 044, 045 and 032	Construction stage		√ Construction phase
S14.3.3.3	LV3	<p><b>Mitigate Visual Impacts</b></p> <p>V1. Minimize time for construction activities during construction period.</p> <p>V2. Provide screen hoarding at the portion of the project site / works areas / storage areas near VSRs who have close low-level views to the Project during HKBCF construction.</p>						√ for V1. N/A for V2.

EIA Ref.	EM&A Log Ref	Recommended Mitigation Measures	Objectives of the Recommended Measures & Main Concerns to address	Who to implement the measures?	Location of the measures	When to implement the measures?	What requirements or standards for the measures to achieve?	Implementation Status
<b>EM&amp;A</b>								
S15.2.2	EM1	An Independent Environmental Checker needs to be employed as per the EM&A Manual.	Control EM&A Performance	Project Proponent	All construction sites		<ul style="list-style-type: none"> <li>EIAO Guidance Note No.4/2002</li> <li>TM-EIAO</li> </ul>	√
S15.5 - S15.6	EM2	<ol style="list-style-type: none"> <li>1) An Environmental Team needs to be employed as per the EM&amp;A Manual.</li> <li>2) Prepare a systematic Environmental Management Plan to ensure effective implementation of the mitigation measures.</li> <li>3) An environmental impact monitoring needs to be implementing by the Environmental Team to ensure all the requirements given in the EM&amp;A Manual are fully complied with.</li> </ol>	Perform environmental monitoring & auditing	Contractor	All construction sites		<ul style="list-style-type: none"> <li>EIAO Guidance Note No.4/2002</li> <li>TM-EIAO</li> </ul>	√

Legends: √ = Implemented; X = Not implemented; N/A = Not applicable



## **APPENDIX H**

---

### **Statistics on Environmental Complaints, Notification of Summons and Successful Prosecutions**

### Statistics on Environmental Complaints, Notifications of Summons and Successful Prosecutions

For Contract No. HY/2014/05

Reporting Period	Cumulative Statistics		
	Complaints	Notifications of Summons	Successful Prosecutions
This reporting period	0	0	0
From commencement date of contract to end of reporting month	6	0	0

For Contract No. HY/2013/06 within Contract No. HY/2014/05 works area

Reporting Period	Cumulative Statistics		
	Complaints	Notifications of Summons	Successful Prosecutions
This reporting period	0	0	0
From commencement date of contract to end of reporting month	0	0	0

For Contract No. HY/2014/04 within Contract No. HY/2014/05 works area

Reporting Period	Cumulative Statistics		
	Complaints	Notifications of Summons	Successful Prosecutions
This reporting period	0	0	0
From commencement date of contract to end of reporting month	0	0	0



# APPENDIX I

---

## Environmental Site Inspection Schedule

**Contract No. HY/2014/05 Hong Kong-Zhuhai-Macao Bridge Hong Kong Boundary Crossing Facilities – Remaining Ancillary Buildings and Facilities**

**Environmental Site Inspection Schedule for May 2018**

	Monday	Tuesday	Wednesday	Thursday	Friday	Saturday	Sunday
<b>Time</b>		1-May	2-May	3-May	4-May	5-May	6-May
			Site Inspection				
<b>Time</b>	7-May	8-May	9-May	10-May	11-May	12-May	13-May
			Site Inspection				
<b>Time</b>	14-May	15-May	16-May	17-May	18-May	19-May	20-May
	Site Inspection						
<b>Time</b>	21-May	22-May	23-May	24-May	25-May	26-May	27-May
	Site Inspection						
<b>Time</b>	28-May	29-May	30-May	31-May			
	Site Inspection						

**Contract No. HY/2013/06 (within Contract No. HY/2014/05 works area) Hong Kong-Zhuhai-Macao Bridge Hong Kong Boundary Crossing Facilities – Automatic Vehicle Clearance Support System**

**Environmental Site Inspection Schedule for May 2018**

	Monday	Tuesday	Wednesday	Thursday	Friday	Saturday	Sunday
<b>Time</b>		1-May	2-May	3-May	4-May	5-May	6-May
			Site Inspection				
<b>Time</b>	7-May	8-May	9-May	10-May	11-May	12-May	13-May
			Site Inspection				
<b>Time</b>	14-May	15-May	16-May	17-May	18-May	19-May	20-May
	Site Inspection						
<b>Time</b>	21-May	22-May	23-May	24-May	25-May	26-May	27-May
	Site Inspection						
<b>Time</b>	28-May	29-May	30-May	31-May			
	Site Inspection						

**Contract No. HY/2014/04 (within Contract No. HY/2014/05 works area) Hong Kong-Zhuhai-Macao Bridge Hong Kong Boundary Crossing Facilities – Gantry Type X-ray Vehicle Inspection System**

**Environmental Site Inspection Schedule for May 2018**

	Monday	Tuesday	Wednesday	Thursday	Friday	Saturday	Sunday
<b>Time</b>		1-May	2-May	3-May	4-May	5-May	6-May
			Site Inspection				
<b>Time</b>	7-May	8-May	9-May	10-May	11-May	12-May	13-May
			Site Inspection				
<b>Time</b>	14-May	15-May	16-May	17-May	18-May	19-May	20-May
	Site Inspection						
<b>Time</b>	21-May	22-May	23-May	24-May	25-May	26-May	27-May
	Site Inspection						
<b>Time</b>	28-May	29-May	30-May	31-May			
	Site Inspection						