



東業德勤測試顧問有限公司  
**ETS-TESTCONSULT LTD.™**

8/F Block B,  
Veristrong Industrial Centre,  
34-36 Au Pui Wan Street,  
Fo Tan, Hong Kong


T: +852 2695 8318  
F: +852 2695 3944  
E: etl@ets-testconsult.com  
W: www.ets-testconsult.com




**CHINA HARBOUR ENGINEERING CO.  
LTD.**

**CONTRACT NO.: HY/2013/02  
HONG KONG – ZHUHAI- MACAO BRIDGE  
HONG KONG BOUNDARY CROSSING  
FACILITIES – INFRASTRUCTURE  
WORKS STAGE I  
(WESTERN PORTION)  
MONTHLY EM&A REPORT  
NO. 50  
(01 JANUARY – 31 JANUARY 2019)**

Prepared by:

  
LO, Ting Yi

Certified by:

  
LAU, Chi Leung  
Environmental Team Leader

Issued Date: 25 February 2019

Report No.: ENA91364

This report shall not be reproduced unless with prior written approval from this laboratory.

28 February 2019

By Fax (3468 2076) and By Post

AECOM Asia Co. Ltd.  
The PRE's Office  
550 Cheung Tung Road, Lantau, Hong Kong

Attention: Mr. Bill Hon

Dear Sir,

**Re: Agreement No. CE 48/2011 (EP)  
Environmental Project Office for the  
HZMB Hong Kong Link Road, HZMB Hong Kong Boundary Crossing Facilities,  
and Tuen Mun-Chek Lap Kok Link – Investigation**

**Contract No. HY/2013/02 – HZMB HKBCF – Infrastructure Works Stage I  
(Western Portion)  
Monthly Environmental Monitoring & Audit Report for January 2019**


Reference is made to the Environmental Team's submission of Monthly Environmental Monitoring & Audit Report for January 2019 certified by the ET Leader (ET's ref.: "OC/90207/CLL" dated 28 February 2019) and provided to us via e-mail on 28 February 2019.

We are pleased to inform you that we have no adverse comments on the captioned submission. We write to verify the captioned submission in accordance with Condition 5.4 of the Environmental Permit No. EP-353/2009/K.

The ET Leader is also reminded that it is the ET's responsibility to ensure the report be timely submitted to the Director of Environmental Protection and the reported information be true, valid and correct as per Conditions 5.4 and 5.5 of EP-353/2009/K respectively.

Thank you very much for your attention and please feel free to contact the undersigned should you require further information.

Yours faithfully,  
For and on behalf of  
Ramboll Hong Kong Limited



Ray Yan  
Independent Environmental Checker

c.c.	HyD	Mr. Tony Pang	(By Fax: 3188 6614)
	HyD	Mr. Derek Chung	(By Fax: 3188 6614)
	ETS	Mr. C. L. Lau	(By Fax: 2695 3944)
	CHEC	Mr. Kenny Yu	(By Fax: 3915 0300)

Internal: DY, YH, DF, HW, ENPO Site



東業德勤測試顧問有限公司  
ETS-TESTCONSULT LTD.™

8/F Block B,  
Veristrong Industrial Centre,  
34-36 Au Pui Wan Street,  
Fo Tan, Hong Kong

T: +852 2695 8318  
F: +852 2695 3944  
E: [etl@ets-testconsult.com](mailto:etl@ets-testconsult.com)  
W: [www.ets-testconsult.com](http://www.ets-testconsult.com)



Your Ref. : ---  
Our Ref. : OC/90207/CLL

28 February 2019

Ramboll Hong Kong Limited  
21<sup>st</sup> Floor, BEA Harbour View Centre  
56 Gloucester Road,  
Wan Chai  
Hong Kong

By E-mail

Attn: Mr. Ray Yan

Dear Mr. Yan,

Contract No. HY/2013/02  
Hong Kong – Zhuhai – Macao Bridge  
Hong Kong Boundary Crossing Facilities – Infrastructure Works Stage I (Western Portion)  
Monthly EM&A Report for January 2019

In accordance with the requirement specified in Condition 5.4 of the Environmental Permit No. EP-353/2009/K, we are pleased to submit the certified EM&A Report for January 2019 revised with the IEC's comment for your onward verification.

Yours faithfully,  
**ETS-TESTCONSULT LIMITED**

Mr. C. L. Lau  
Environmental Team Leader

CLL/cklk



## TABLE OF CONTENTS

### EXECUTIVE SUMMARY

<b>1</b>	<b>INTRODUCTION</b>	1-2
1.1	Basic Project Information	1
1.2	Project Organization	2
1.3	Construction Programme	2
1.4	Construction Works Undertaken During the Reporting Period	2
<b>2</b>	<b>AIR QUALITY MONITORING</b>	3-4
2.1	Monitoring Locations	3
2.2	Monitoring Requirements	3
2.3	Monitoring Results	3-4
<b>3</b>	<b>NOISE MONITORING</b>	4-5
3.1	Monitoring Locations	4
3.2	Monitoring Requirements	4
3.3	Monitoring Results	4-5
<b>4</b>	<b>WATER QUALITY MONITORING</b>	5-7
4.1	Monitoring Locations	5
4.2	Monitoring Requirements	6
4.3	Monitoring Results	6-7
<b>5</b>	<b>DOLPHIN MONITORING</b>	7
5.1	Monitoring Locations	7
5.2	Monitoring Requirements	7
5.3	Monitoring Results	8
<b>6</b>	<b>ENVIRONMENTAL SITE INSPECTION AND AUDIT</b>	8-9
6.1	Site Inspection	8
6.2	Advice on the Solid and Liquid Waste Management Status	8
6.3	Environmental Licenses and Permits	8
6.4	Implementation Status of Environmental Mitigation Measures	8-9
6.5	Summary of Exceedance of the Environmental Quality Performance Limit	9
6.6	Summary of Complaints, Notification of Summons and Successful Prosecution	9
<b>7</b>	<b>FUTURE KEY ISSUES</b>	10
7.1	Construction Programme for the Coming Months	10
<b>8</b>	<b>CONCLUSION</b>	10-11
8.1	Conclusions	10-11



## FIGURES

Figure 1	Air Quality and Noise Monitoring Stations for HKBCF
Figure 2	Water Quality Monitoring Stations (construction phases)
Figure 3	Dolphin Monitoring Transect Line and Layout Map

## TABLE

Table 1.1	Contact Information of Key Personnel
Table 2.1	Air Quality Monitoring Locations
Table 2.2	Action and Limit Levels for 1-hour TSP
Table 2.3	Action and Limit Levels for 24-hour TSP
Table 3.1	Construction Noise Monitoring Locations
Table 3.2	Action and Limit Levels for Construction Noise
Table 4.1	Water Quality Monitoring Stations (construction phases)
Table 4.2	Action and Limit Levels for Water Quality
Table 5.1a	Action and Limit Levels for Chinese White Dolphin Monitoring – Approach to Define Action Level (AL) and Limit Level (LL)
Table 5.1b	Action and Limit Levels for Chinese White Dolphin Monitoring -
Table 6.1	Summary of Quantities of Inert C&D Materials
Table 6.2	Summary of Quantities of C&D Materials

## APPENDICES

Appendix A	Location of Works Areas
Appendix B	Project Organization for Environmental Works
Appendix C	Construction Programme
Appendix D	Event and Action Plan
Appendix E	Monthly Summary of Waste Flow Table & Monthly Summary of Marine Sediment
Appendix F	Environmental Licenses and Permits
Appendix G	Implementation Schedule for Environmental Mitigation Measures (EMIS)
Appendix H	Statistics on Environmental Complaints, Notification of Summons and Successful Prosecutions
Appendix I	Environmental Site Inspection Schedule



## EXECUTIVE SUMMARY

This Monthly Environmental Monitoring and Audit (EM&A) Report is prepared for Contract HY/2013/02 "Hong Kong-Zhuhai-Macao Bridge Hong Kong Boundary Crossing Facilities (HKBCF) – Infrastructure Works Stage I (Western Portion)" (hereafter referred to as "the Contract") for the Highways Department of Hong Kong Special Administrative Region (HKSAR). The Contract was awarded to China Harbour Engineering Co., Ltd. (hereafter referred to as "the Contractor") and ETS-Testconsult Limited was appointed as the Environmental Team (ET) by the Contractor.

The Contract is part of Hong Kong-Zhuhai-Macao Bridge HKBCF which is a "Designated Project", under Schedule 2 of the Environmental Impact Assessment Ordinance (EIAO) (Cap 499) and Environmental Impact Assessment (EIA) Report (Register No. AEIAR-145/2009) was prepared for the Project. The current Environmental Permit (EP) No. EP-353/2009/K for HKBCF was issued on 11 April 2016. These documents are available through the EIA Ordinance Register. Site preparation works of the Contract was started on 25 July 2014 and the construction works of the Contract commenced on 24 November 2014.

ETS-Testconsult Limited has been appointed by the Contractor to implement the Environmental Monitoring & Audit (EM&A) programme for the Contract in accordance with the Updated EM&A Manual for HKBCF (Version 1.0) and provide environmental team services to the Contract.

This is the fiftyth Monthly Environmental Monitoring and Audit (EM&A) Report for the Contract which summaries findings of the EM&A works conducted during the reporting period from 01 January to 31 January 2019.

### Site Activities

As confirmed by RSS, the capital works were substantially completed on 28 March 2018. Site activities were carried out in this reporting month as informed by the Contractor:

- *Establishment work for Landscape*

### Environmental Monitoring and Audit Progress

The monthly EM&A programme was undertaken in accordance with the Updated EM&A Manual for HKBCF (Version 1.0). It should be noted that the air quality and noise monitoring works for the Contract are covered by Contract No. HY/2011/03 "Hong Kong-Zhuhai-Macao Bridge Hong Kong Link Road – Section between Scenic Hill and HKBCF" and Contract No. HY/2013/04 HZMB HKBCF – Infrastructure Works Stage II (Southern Portion). The ET of the Contract or another ET of the HZMB project is required to conduct impact air quality monitoring at AMS6 and AMS7B, noise monitoring at NMS2 and NMS3C, water quality monitoring show in **Figure 2** and dolphin monitoring show in **Figure 3** as part of EM&A programme if these monitoring stations are no longer covered under Contract No. HY/2011/03 and HY/2013/04. However, this is subject to ENPO's final decision on which ET should carry out the monitoring works at these stations.

Due to the commence operation of HKBCF on 24 October 2018, environmental site inspection would only be conducted if there are any ad-hoc construction works within the construction site of Contract No. HY/2013/02. In January 2019, there were no ad-hoc construction works raised by the Contractor and thus no environmental site inspection had been conducted during the reporting month.

### Breaches of Action and Limit Levels

Summary of Action and Limit Level exceedance of 1-hr TSP level and 24-hr TSP level at AMS6 shall be referred to the monthly EM&A report prepared by Contract No. HY/2011/03.

There was no Action and Limit Level exceedance of 1-hr TSP level and 24-hr TSP level recorded at station AMS7B by the Environmental Team of Contract No. HY/2013/04 during the reporting period.

There was no Action and Limit Level exceedance for noise recorded at station NMS2 and station NMS3C by the Environmental Team of Contract No. HY/2013/04 during the reporting period.

There was no Action and Limit Level exceedance recorded at the monitoring stations showed at **Table 4.1** by the Environmental Team of Contract No. HY/2013/04 during the reporting period.



**Complaint Log**

There was no complaint received in relation to the environmental impact during the reporting period.

**Notifications of Summons and Successful Prosecutions**

There were no notifications of summons or prosecutions received during the reporting period.

**Reporting Change**

There were no reporting changes during the reporting period.

**Future Key Issues**

The future key issues to be undertaken in the upcoming month are as follows:

- *Establishment work for Landscape*

## 1. INTRODUCTION

### 1.1. Basic Project Information

- 1.1.1. This Monthly Environmental Monitoring and Audit (EM&A) Report is prepared for Contract HY/2013/02 "Hong Kong–Zhuhai-Macao Bridge Hong Kong Boundary Crossing Facilities (HKBCF) – Infrastructure Works Stage I (Western Portion)" (hereafter referred to as "the Contract") for the Highways Department of Hong Kong Special Administrative Region (HKSAR). The Contract was awarded to China Harbour Engineering Co., Ltd. (hereafter referred to as "the Contractor") and ETS-Testconsult Limited was appointed as the Environmental Team (ET) by the Contractor.
- 1.1.2. The Contract is part of Hong Kong–Zhuhai–Macao Bridge HKBCF which is a "Designated Project", under Schedule 2 of the Environmental Impact Assessment Ordinance (EIAO) (Cap 499) and Environmental Impact Assessment (EIA) Report (Register No. AEIAR-145/2009) was prepared for the Project. The current Environmental Permit (EP) No. EP-353/2009/K for HKBCF was issued on 11 April 2016. These documents are available through the EIA Ordinance Register. Site preparation works of the Contract started on 25 July 2014 and the construction works of the Contract commenced on 24 November 2014. The works area of the Contract is shown in **Appendix A**.
- 1.1.3. The proposed works under this Contract comprise the following:
- Construction of the viaducts and roads at the western portion of Hong Kong Boundary Crossing Facilities (HKBCF) mainly for connection with the Hong Kong–Zhuhai–Macao Bridge (HZMB), Hong Kong Link Road (HKLR), Hong Kong International Airport (HKIA) and the Tuen Mun-Chek Lap Kok Link (TM-CLKL);
  - Construction of the road modification at the SkyCity Interchange at Airport Island;
  - Construction of associated street lighting, street furniture, road marking, road signage, drainage, sewerage, fresh water and flushing water supply, irrigation, landscape, electrical and mechanical (E&M), utilities and services works;
  - Provisioning of civil engineering works and power supply installation for the Traffic Control and Surveillance System TCSS;
  - Other works in accordance with the Contract.
- 1.1.4. This is the fiftyth Monthly Environmental Monitoring and Audit (EM&A) Report for the Contract which summaries the audit findings of the EM&A programme during the reporting period from 01 January to 31 January 2019.





## 1.2. Project Organization

1.2.1. The project organization structure and lines of communication with respect to the on-site environmental management structure is shown in **Appendix B**. The key personnel contact names and numbers are summarized in **Table 1.1**.

**Table 1.1 Contact Information of Key Personnel**

Party	Position	Name of Key Staff	Tel. No.	Fax No.
Engineer or Engineer's Representative (AECOM Asia Co. Ltd.)	Resident Engineer	Mr. Winston Wong	6330 8293	3152 5116
Environmental Project Office / Independent Environmental Checker (Ramboll Hong Kong Limited*)	Environmental Project Office Leader	Mr. Y. H. Hui	3465 2888	3465 2899
	Independent Environmental Checker	Mr. Raymond Dai	3465 2888	3465 2899
	Environmental Site Supervisor	Mr. Ray Yan	5181 8165	3465 2899
Contractor (China Harbour Engineering Co., Ltd.)	Environmental Officer	Mr. Endy Tse	5977 0594	3915 0300
Environmental Team (ETS-Testconsult Ltd.)	Environmental Team Leader	Mr. C. L. Lau	2946 7791	2695 3944

(\* "Ramboll Environ Hong Kong Limited" was re-branded as "Ramboll Hong Kong Limited" since 03 January 2018.

## 1.3. Construction Programme

1.3.1. A copy of the Contractor's construction programme is provided in **Appendix C**.

## 1.4. Construction Works Undertaken During the Reporting Period

1.4.1. As confirmed by RSS, the capital works were substantially completed on 28 March 2018. A summary of the construction activities undertaken during this reporting period is shown below:

- Establishment work for Landscape



## 2. AIR QUALITY MONITORING

### 2.1. Monitoring Locations

- 2.1.1. The air quality monitoring works for the Contract are covered by Contract No. HY/2013/04 HZMB HKBCF – Infrastructure Works Stage II (Southern Portion) and Contract No. HY/2011/03 Hong Kong-Zhuhai-Macao Bridge Hong Kong Link Road – Section between Scenic Hill and HKBCF. The ET of the Contract or another ET of the HZMB project is required to conduct impact air quality monitoring at AMS6 and AMS7B as part of EM&A programme if these air quality monitoring stations are no longer covered under Contract No. HY/2013/04 and HY/2011/03. Since the re-location of AECOM PRE's Office at WA2 to WA3 and suspension of electricity supplies at WA2 after 15 August 2018, wind data monitoring retrieved from the meteorological station situated at AECOM PRE's Office at WA2, carried out by the ET for Contract No. HY/2013/01 was proposed to be carried out at alternative monitoring stations by the ET for Contract No. HY/2013/04. The alternative meteorological station (AMS3C) was commenced by the ET for Contract No. HY/2013/04 since 20 August 2018. **Table 2.1** and **Figure 1** shows the locations of air monitoring stations.

**Table 2.1 Air Quality Monitoring Locations**

Identification No.	Location Description
AMS6 <sup>(1)</sup>	Dragonair / CNAC (Group) Building
AMS7B <sup>(1)(2)</sup>	3RS Site Offices

Remarks:

- (1) The ET of this Contract should conduct impact air quality monitoring at the AMS listed in the table as part of EM&A programme according to latest notification from ENPO when the monitoring station(s) is/are no longer covered by another ET of the HZMB project.
- (2) Alternative Air Quality Monitoring Stations with effect from 06 February 2018

### 2.2. Monitoring Requirements

- 2.2.1. The monitoring requirements, monitoring equipment, monitoring parameters, frequency and duration, monitoring methodology, monitoring schedule, meteorological information are detailed in the monthly EM&A Reports prepared for Contract Nos. HY/2013/04 and HY/2011/03.
- 2.2.2. The Action and Limit Levels for 1-hr TSP and 24-hr TSP are provided in **Table 2.2** and **Table 2.3** respectively.

**Table 2.2 Action and Limit Levels for 1-hour TSP**

Monitoring Station	Action Level, $\mu\text{g}/\text{m}^3$	Limit Level, $\mu\text{g}/\text{m}^3$
AMS6 – Dragonair / SNAC (Group) Building (HKIA)	360	500
AMS7B - 3RS Site Offices	370	500

**Table 2.3 Action and Limit Levels for 24-hour TSP**

Monitoring Station	Action Level, $\mu\text{g}/\text{m}^3$	Limit Level, $\mu\text{g}/\text{m}^3$
AMS6 – Dragonair / SNAC (Group) Building (HKIA)	173	260
AMS7B - 3RS Site Offices	183	260

- 2.2.3. The event and action plan is provided in **Appendix D**.
- 2.2.4. If exceedance(s) at these stations is/are recorded by the ET of the Contract or referred by the other ET under the HZMB project to the Contract, the ET of the Contract will carry out an investigation and findings will be reported in the monthly EM&A Report.

### 2.3. Monitoring Results

- 2.3.1. The monitoring results for AMS6 and AMS7B are reported in the monthly EM&A Reports prepared for Contract Nos. HY/2011/03 and HY/2013/04 respectively.

- 2.3.2.** Summary of Action and Limit Level exceedance of 1-hr TSP level and 24-hr TSP level at AMS6 shall be referred to the monthly EM&A report prepared by Contract No. HY/2011/03.
- 2.3.3.** There was no Action and Limit Level exceedance of 1-hr TSP level and 24-hr TSP level recorded at station AMS7B by the Environmental Team of Contract No. HY/2013/04 during the reporting period.

### 3. NOISE MONITORING

#### 3.1. Monitoring Locations

- 3.1.1.** The noise monitoring works for the Contract are covered by Contract No. HY/2013/04 HZMB HKBCF – Infrastructure Works Stage II (Southern Portion). The ET of the Contract or another ET of the HZMB project is required to conduct noise monitoring at NMS2 and NMS3C as part of EM&A programme if these monitoring stations are no longer covered under Contract No. HY/2013/04. Since the re-location of AECOM PRE's Office at WA2 to WA3 and suspension of electricity supplies at WA2 after 15 August 2018, noise monitoring at NMS3B situated at AECOM PRE's Office at WA2, carried out by the ET for Contract No. HY/2013/01 was proposed to be carried out at alternative monitoring stations by the ET for Contract No. HY/2013/04. The alternative monitoring stations (NMS3C) was commenced by the ET for Contract No. HY/2013/04 since 20 August 2018. **Table 3.1** and Figure 1.1 and Figure 1.2 shows the locations of noise monitoring stations.

**Table 3.1 Construction Noise Monitoring Locations**

Identification No.	Location Description
NMS2 <sup>(1)</sup>	Sea View Crescent
NMS3C <sup>(1) (2)(3)</sup>	Ying Tung Estate Refuse Collection Point

Remarks:

- (1) The ET of this Contract should conduct impact noise monitoring at the NMS listed in the table as part of EM&A programme according to latest notification from ENPO when the monitoring station(s) is/are no longer covered by another ET of the HZMB project.
- (2) The Action and Limit Levels for schools will be applied for this alternative monitoring location.
- (3) Alternative Noise Monitoring Station to replace NMS3B with effect from 20 August 2018

#### 3.2. Monitoring Requirements

- 3.2.1.** The monitoring requirements, monitoring equipment, monitoring parameters, frequency and duration, monitoring methodology, monitoring schedule, meteorological information are detailed in the monthly EM&A Reports prepared for Contract No. HY/2013/04.
- 3.2.2.** The Action and Limit Levels for construction noise are provided in **Table 3.2**
- 3.2.3.** The event and action plan is provided in **Appendix D**.

**Table 3.2 Action and Limit Levels for Construction Noise**

Parameter	Action Level	Limit Level
07:00 – 19:00 hours on normal weekdays	When one documented complaint is received	75 dB(A)*

Notes:

If works are to be carried out during restricted hours, the conditions stipulated in the construction noise permit issued by the Noise Control Authority have to be followed.

\* Reduce to 70 dB(A) for schools and 65 dB(A) during school examination period.

- 3.2.4.** If exceedance(s) at these stations is/are recorded by the ET of the Contract or referred by the other ET under the HZMB project to the Contract, the ET of the Contract will carry out an investigation and findings will be reported in the monthly EM&A Report.

#### 3.3. Monitoring Results

- 3.3.1** The monitoring results for NMS2 and NMS3C are reported in the monthly EM&A Reports prepared for Contract No. HY/2013/04. There was no Action and Limit Level exceedance for noise recorded at

station NMS2 and station NMS3C by the Environmental Team of Contract No. HY/2013/04 during the reporting period.

#### 4. WATER QUALITY MONITORING

##### 4.1. Monitoring Locations

The water monitoring works for the Contract are covered by Contract No. HY/2013/04 HZMB HKBCF – Infrastructure Works Stage II (Southern Portion). The ET of the Contract or another ET of the HZMB project is required to conduct water quality monitoring at twenty one stations (9 Impact Stations, 7 Sensitive Receiver Stations and 5 Control/Far Field Stations). Due to topographical conditions of SR3, SR10A and SR10B(N), the water quality monitoring (WQM) stations was proposed to be monitored at alternative WQM stations named as SR3(N), SR10A (N) and SR10B(N2). The proposal for alternation of water quality monitoring stations for HZMB HKBCF was justified by the ET Leader for Contract No. HY/2013/01 on 08 November 2017 and verified by the IEC on 13 November 2017; and submitted to EPD on 29 November 2017, and it was approved by EPD on 22 December 2017. **Table 4.1** and **Figure 2** shows the locations of water quality monitoring stations.

**Table 4.1 Water Quality Monitoring Stations (construction phases)**

Station	Description	East	North
IS5	Impact Station (Close to HKBCF construction site)	811579	817106
IS(Mf)6	Impact Station (Close to HKBCF construction site)	812101	817873
IS7	Impact Station (Close to HKBCF construction site)	812244	818777
IS8	Impact Station (Close to HKBCF construction site)	814251	818412
IS(Mf)9	Impact Station (Close to HKBCF construction site)	813273	818850
IS10(N)	Impact Station (Close to HKBCF construction site)	812942	820881
IS(Mf)11	Impact Station (Close to HKBCF construction site)	813562	820716
IS(Mf)16	Impact Station (Close to HKBCF construction site)	814328	819497
IS17	Impact Station (Close to HKBCF construction site)	814539	820391
SR3(N) <sup>[1]</sup>	Sensitive receivers (San Tau SSSI)	810689	816591
SR4(N)	Sensitive receivers (Tai Ho)	814705	817859
SR5(N)	Sensitive receiver (Artificial Reef in NE Airport)	812569	821475
SR6	Sensitive receivers (Sha Chau and Lung Kwu Chau Marine Park)	805837	821818
SR7	Sensitive receivers (Tai Mo Do)	814293	821431
SR10A(N) <sup>[1][3]</sup>	Sensitive receivers (Ma Wan FCZ)1	823644	823484
SR10B(N2) <sup>[1][3]</sup>	Sensitive receivers (Ma Wan FCZ)2	823689	823159
CS(Mf)3(N)	Control Station	808814	822355
CS(Mf)5	Control Station	817990	821129
CS4	Control Station	810025	824004
CS6	Control Station	817028	823992
CSA <sup>[2]</sup>	Control Station	818103	823064

Note:

- (1) Additional monitoring station for Ma Wan FCZ.
- (2) Additional control monitoring station for Ma Wan FCZ
- (3) Alternative WQM Stations with effect from 22 December 2017

Remarks:

The ET of this Contract should conduct impact water quality monitoring at the WQMS listed in the table as part of EM&A programme according to latest notification from ENPO when the monitoring station(s) is/are no longer covered by another ET of the HZMB project. The ET of the Contract shall communicate and share the monitoring data to the ET(s) of other works contracts if the water quality monitoring station(s) is/are as part of EM&A programme.



## 4.2 Monitoring Requirements

The monitoring requirements, monitoring equipment, monitoring parameters, frequency and duration, monitoring methodology, monitoring schedule, meteorological information are detailed in the monthly EM&A Reports prepared for Contract No. HY/2013/04.

4.2.1 The event and action plan is provided in **Appendix D**.

4.2.2 The Action and Limit Levels for Water Quality are provided in **Table 4.2**

**Table 4.2 Action and Limit Levels for Water Quality**

Parameters	Action	Limit
DO in mg/L (Surface, Middle & Bottom)	Surface and Middle 5.0 Bottom 4.7	Surface and Middle 4.2 (except 5 mg/L for FCZ) Bottom 3.6
SS in mg/L (depth-averaged) at all monitoring stations and control stations	23.5 and 120% of upstream control station's SS at the same tide of the same day*	34.4 and 130% of upstream control station's SS at the same tide of the same day and 10mg/L for WSD Seawater intakes*
Turbidity in NTU (depth-averaged)	27.5 and 120% of upstream control station's turbidity at the same tide of the same day*	47.0 and 130% of upstream control station's turbidity at the same tide of the same day*

\* Remarks: Reference is made to EPD approval of adjustment of water quality assessment criteria issued and became effective on 18 February 2013.

Notes: 1. "depth-averaged" is calculated by taking the arithmetic means of reading of all three depths.

2. For DO, non-compliance of the water quality limits occurs when monitoring result is lower than the limits.

3. For turbidity, SS, non-compliance of the water quality limits occurs when monitoring result is higher than the limits.

4. All the figures given in the table are used for reference only and the EPD may amend the figures whenever it is considered as necessary.

5. The 1%-ile of baseline data for dissolved oxygen (surface and middle) and dissolved oxygen (bottom) are 4.2mg/L and 3.6mg/L respectively.

4.2.3 If exceedance(s) at these stations is/are recorded by the ET of the Contract or referred by the other ET under the HZMB project to the Contract, the ET of the Contract will carry out an investigation and findings will be reported in the monthly EM&A Report.

## 4.3 Monitoring Result

4.3.1 The monitoring results for the monitoring stations showed in **Table 4.1** are reported in the monthly EM&A Report prepared for Contract No. HY/2013/04. There was no Action and Limit Level exceedance recorded by the Environmental Team of Contract No. HY/2010/02 during the reporting period.

## 5. DOLPHIN MONITORING

### 5.1. Monitoring Locations

The dolphin monitoring works for the Contract are covered by Contract No. HY/2013/04 HZMB HKBCF – Infrastructure Works Stage II (Southern Portion). The ET of the Contract or another ET of the HZMB project is required to conduct dolphin monitoring at 24 transects as part of EM&A programme if these transects are no longer covered under Contract No. HY/2013/04. The dolphin monitoring should adopt line-transect vessel survey method. The survey follows pre-set and fixed transect lines in the two areas defined by AFCD as: Northeast Lantau survey area; and Northwest Lantau survey area. **Figure 3** shows the co-ordinates for the transect lines and layout map.

## 5.2. Monitoring Requirements

The monitoring requirements, monitoring equipment, monitoring parameters, frequency and duration, monitoring methodology, monitoring schedule, meteorological information are detailed in the monthly EM&A Reports prepared for Contract No. HY/2013/04.

5.2.1. The event and action plan is provided in **Appendix D**.

5.2.2. The Action and Limit Levels for Chinese White Dolphin Monitoring are provided in **Table 5.1a & Table 5.1b**

**Table 5.1a Action and Limit Levels for Chinese White Dolphin Monitoring – Approach to Define Action Level (AL) and Limit Level (LL)**

	North Lantau Social Cluster	
	NEL	NWL
Action Level	(STG < 70% of baseline) & (ANI < 70% of baseline)	(STG < 70% of baseline) & (ANI < 70% of baseline)
Limit Level	[(STG < 40% of baseline) & (ANI < 40% of baseline)] AND [(STG < 40% of baseline) & (ANI < 40% of baseline)]	

For North Lantau Social Cluster, action level will be trigger if either NEL or NWL fall below the criteria; limit level will be triggered if both NEL and NWL fall below the criteria.

**Table 5.1b Derived Value of Action Level (AL) and Limit Level (LL) for Chinese White Dolphin Monitoring**

	North Lantau Social Cluster	
	NEL	NWL
Action Level	(STG < 4.2) & (ANI < 15.5)	(STG < 6.9) & (ANI < 31.3)
Limit Level	[(STG < 2.4) & (ANI < 8.9)] AND [(STG < 3.9) & (ANI < 17.9)]	

5.2.3. If exceedance(s) at these transects is/are recorded by the ET of the Contract or referred by the other ET under the HZMB project to the Contract, the ET of the Contract will carry out an investigation and findings will be reported in the monthly EM&A Report.

## 5.3 Monitoring Result

The dolphin survey results for all transects are reported in the monthly EM&A Reports prepared for Contract No. HY/2013/04.

## 6. ENVIRONMENTAL SITE INSPECTION AND AUDIT

### 6.1. Site Inspection

6.1.1. Site Inspections were carried out on a weekly basis to monitor the implementation of proper environmental pollution control mitigation measures for the project. Due to the commence operation of HKBCF on 24 October 2018, environmental site inspection would only be conducted if there are any ad-hoc construction works within the construction site of Contract No. HY/2013/02. In January 2019, there were no ad-hoc construction works raised by the Contractor and thus no environmental site inspection had been conducted during the reporting month.

### 6.2. Advice on the Solid and Liquid Waste Management Status

6.2.1. The Contractor registered as a chemical waste producer for the Contract. Sufficient numbers of receptacles were available for general refuse collection and sorting. The quantities of waste for disposal in this reporting period are summarized in **Table 6.1** and **Table 6.2** and monthly summary waste flow table is shown in **Appendix E**.

**Table 6.1 Summary of Quantities of Inert C&D Materials**

Type of Waste	Quantity
Hard Rock and Large Broken Concrete (Inert) (m <sup>3</sup> )	0
Reused in this Contract (Inert) (m <sup>3</sup> )	0
Reused in other Projects (Inert) (m <sup>3</sup> )	0
Disposed as Public Fill (Inert) (m <sup>3</sup> )	111
Imported Fill (Inert) (m <sup>3</sup> )	0

**Table 6.2 Summary of Quantities of C&D Materials**

Type of Waste	Quantity
Recycled Metal (kg)	0
Recycled Paper / Cardboard Packing (kg)	0
Recycled Plastic (kg)	0
Chemical Wastes (kg)	0
General Refuses (m <sup>3</sup> )	78

6.2.2. There was no excavated marine sediment generated in this reporting period. Since the disposal of excavated marine sediments has been completed with the last batch disposal on 30 August 2017 as confirmed by RSS, no excavated marine sediment was still remained and stored on site awaiting disposal during this reporting period under Contract No. HY/2013/02.

### 6.3. Environmental Licenses and Permits

6.3.1. The valid environmental licenses and permits during the reporting period are summarized in **Appendix F**.

### 6.4. Implementation Status of Environmental Mitigation Measures

6.4.1. In response to the site audit findings, the Contractor carried out corrective actions.

6.4.2. As confirmed by RSS, the capital works were substantially completed on 28 March 2018. The establishment of landscape works with mitigation code G1, G2, G4, G6, G7 & G9 were conducted around the site while landscape works with mitigation code G5 was mainly conducted at Portion D. The Contractor was reminded to resolve the potential conflicts between the proposed landscape measures and any other works of the project. The implementation status of Landscape and Visual Mitigation Measures is presented in **Appendix G**.

6.4.3. A summary of the implementation Schedule of Environmental Mitigation Measures (EMIS) is presented in **Appendix G**. Most of the necessary mitigation measures were implemented properly.

### 6.5. Summary of Exceedance of the Environmental Quality Performance Limit

6.5.1. Summary of Action and Limit Level exceedance of 1-hr TSP level and 24-hr TSP level at AMS6 shall be referred to the monthly EM&A report prepared by Contract No. HY/2011/03.

6.5.2. There was no Action and Limit Level exceedance of 1-hr TSP level and 24-hr TSP level recorded at station AMS7B by the Environmental Team of Contract No. HY/2013/04 during the reporting period.

6.5.3. There was no Action and Limit Level exceedance for noise recorded at station NMS2 and station NMS3C by the Environmental Team of Contract No. HY/2013/04 during the reporting period.

6.5.4. The monitoring results for the monitoring stations showed in **Table 4.1** are reported in the monthly EM&A Report prepared for Contract No. HY/2013/04. There was no Action and Limit Level

exceedance recorded by the Environmental Team of Contract No. HY/2010/02 during the reporting period.

6.5.5. Impact dolphin monitoring results at all transects are reported in the EM&A Reports prepared for Contract No. HY/2013/04.

## 6.6. Summary of Complaints, Notification of Summons and Successful Prosecution

6.6.1. There were no complaints received during the reporting period.

6.6.2. There were no notifications of summons or prosecutions received during the reporting period.

6.6.3. Statistics on environmental complaints, notifications of summons and successful prosecutions are summarized in **Appendix H**.

## 7. FUTURE KEY ISSUES

### 7.1 Construction Programme for the Coming Months

7.1.1 As confirmed by RSS, the capital works were substantially completed on 28 March 2018. Major construction activities for January 2019 as informed by the Contractor:

- *Establishment work for Landscape*

### 7.2 Environmental Site Inspection Schedule for the Coming Month

7.2.1 The tentative schedule for weekly site inspections for February 2019 is provided in **Appendix I**. Due to the commence operation of HKBCF on 24 October 2018, environmental site inspection would only be conducted if there are any ad-hoc construction works within the construction site of Contract No. HY/2013/02. In January 2019, there were no ad-hoc construction works raised by the Contractor and thus no environmental site inspection had been conducted during the reporting month.

## 8. CONCLUSION

### 8.1 Conclusions

8.1.1 The site preparation work of the Contract was started on 25 July 2014 and the construction works of the Contract commenced on 24 November 2014.

8.1.2 Summary of Action and Limit Level exceedance of 1-hr TSP level and 24-hr TSP level at AMS6 shall be referred to the monthly EM&A report prepared by Contract No. HY/2011/03.

8.1.3 There was no Action and Limit Level exceedance of 1-hr TSP level and 24-hr TSP level recorded at station AMS7B by the Environmental Team of Contract No. HY/2013/04 during the reporting period.

8.1.4 There was no Action and Limit Level exceedance for noise recorded at station NMS2 and station NMS3C by the Environmental Team of Contract No. HY/2013/04 during the reporting period.

8.1.5 There was no Action and Limit Level exceedance recorded at the monitoring stations showed at **Table 4.1** by the Environmental Team of Contract No. HY/2013/04 during the reporting period.

8.1.6 Impact dolphin monitoring results at all transects are reported in the EM&A Reports prepared for Contract No. HY/2013/04.

8.1.7 There were no complaints received during the reporting period.

8.1.8 There were no notifications of summons or prosecutions received during the reporting period.





- END OF REPORT -



東華檢驗測試顧問有限公司  
ETS-TESTCONSULT LIMITED

## **FIGURES**

---

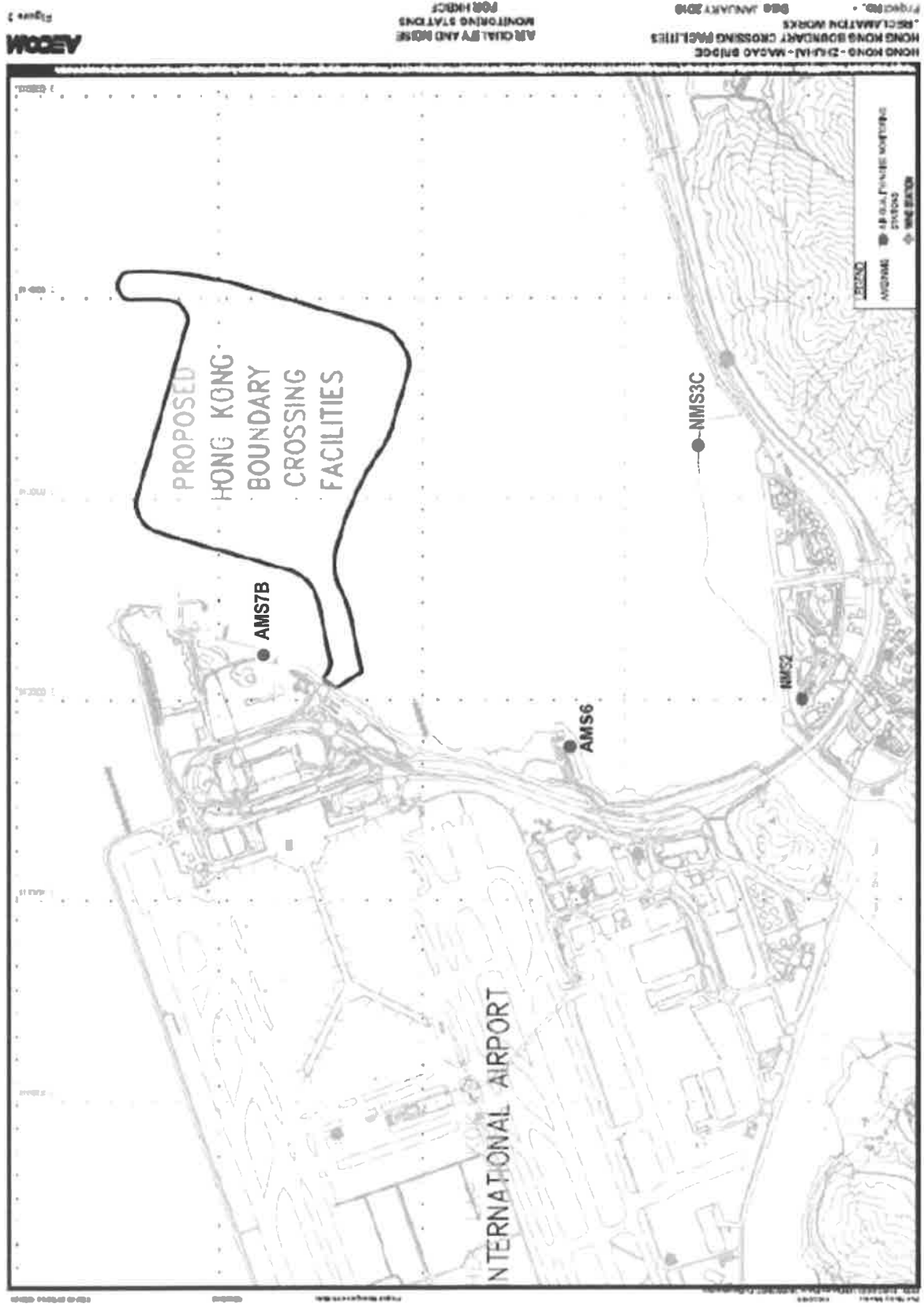


Figure 1 Air Quality and Noise Monitoring Stations for HKBCF

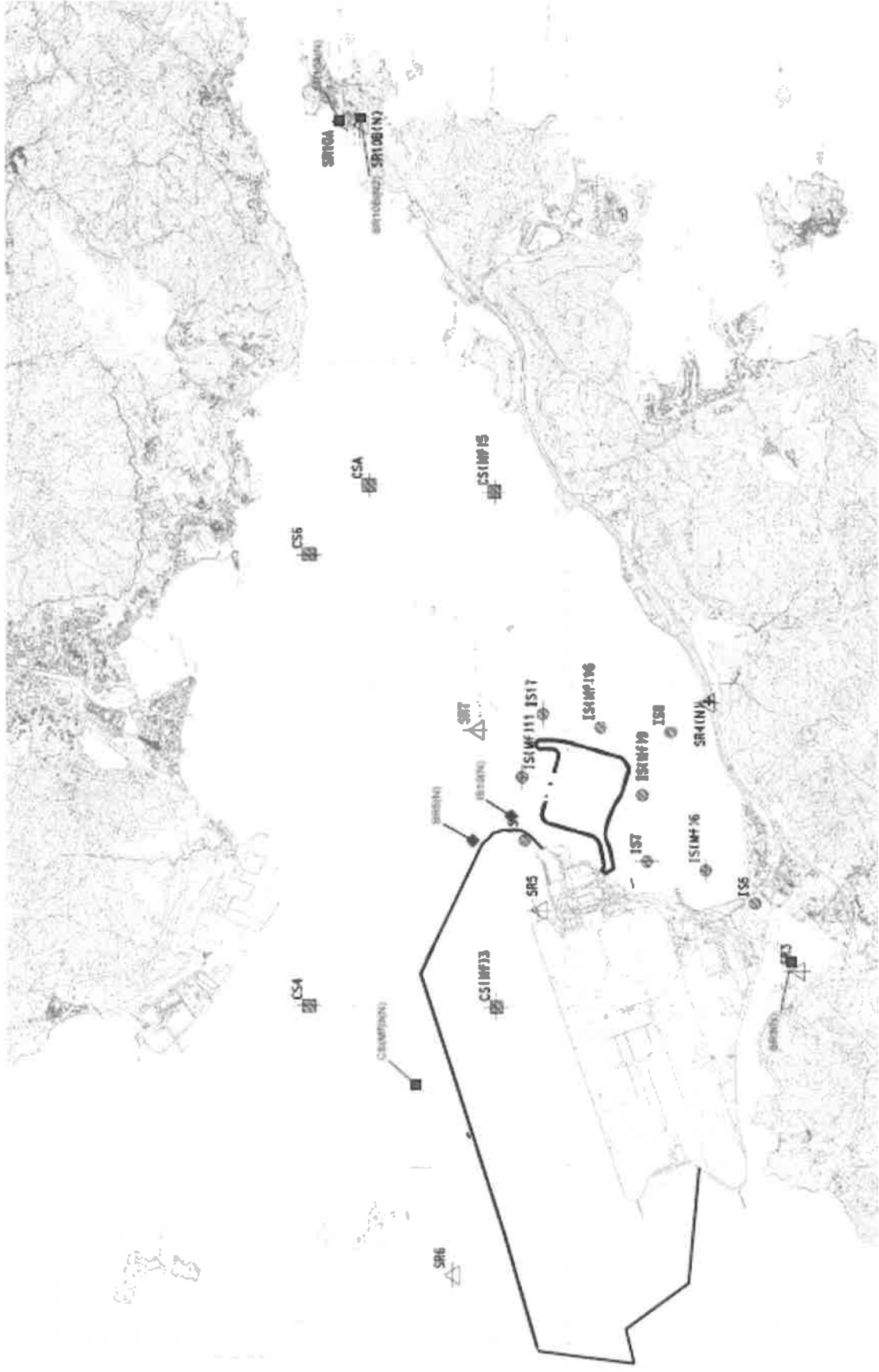


Figure 2 Water Quality Monitoring Stations (construction phases)

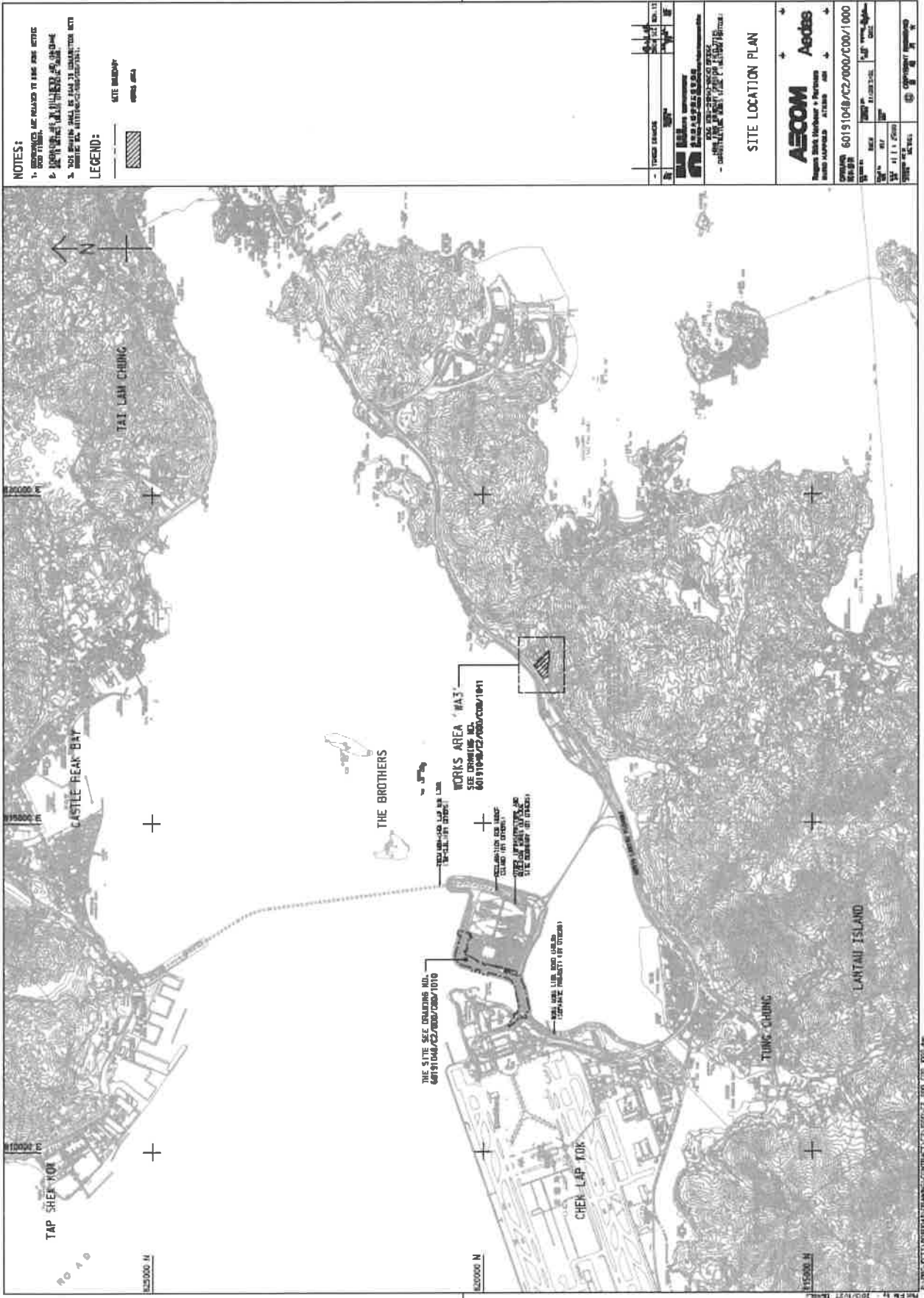




東業德勤測試顧問有限公司  
ETS-TESTCONSULT LIMITED

## **Appendix A**

### **Location of Works Areas**



**NOTES:**

1. CONTAINED AREAS TO BE THE ENTIRE
2. APPROVED TO BE USED FOR THE PURPOSES OF THE PROJECT ONLY.
3. THIS DRAWING SHALL BE VALID FOR CONSTRUCTION ONLY UNLESS SO INDICATED OTHERWISE.

**LEGEND:**



PROJECT NO.	60191048/02/000/000/1000
DATE	11/03/2014
SCALE	1:1000
PROJECT NAME	CASTLE PEAK BAY DEVELOPMENT
CLIENT	THE HONG KONG DEVELOPMENT CORPORATION
DESIGNER	ETS-TESTCONSULT LIMITED
APPROVED BY	[Signature]
CHECKED BY	[Signature]
DATE OF ISSUE	11/03/2014
PROJECT LOCATION	CASTLE PEAK BAY, LANTAU ISLAND, HONG KONG

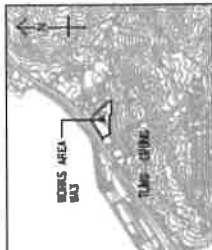
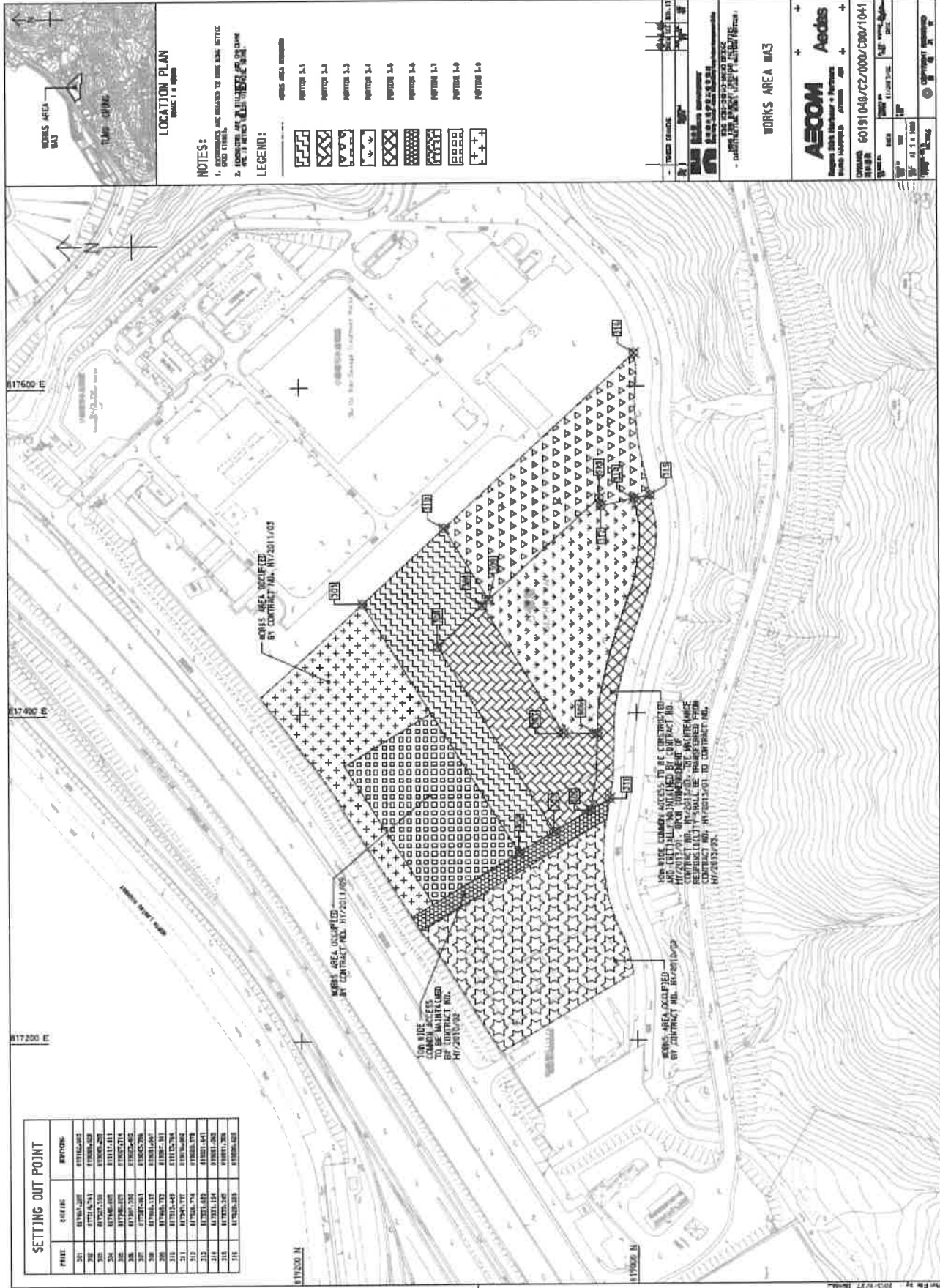
**SITE LOCATION PLAN**



PROJECT NO.	60191048/02/000/000/1000
DATE	11/03/2014
SCALE	1:1000
PROJECT NAME	CASTLE PEAK BAY DEVELOPMENT
CLIENT	THE HONG KONG DEVELOPMENT CORPORATION
DESIGNER	ETS-TESTCONSULT LIMITED
APPROVED BY	[Signature]
CHECKED BY	[Signature]
DATE OF ISSUE	11/03/2014
PROJECT LOCATION	CASTLE PEAK BAY, LANTAU ISLAND, HONG KONG







LOCATION PLAN  
SCALE: 1:5000

- NOTES:**
1. DIMENSIONS ARE RELATED TO BOUNDARY METRIC AND FEET.
  2. ALL DIMENSIONS ARE TO CENTERLINE OF ROAD.

- LEGEND:**
- WORKS AREA EASEMENT
  - PORTION 3.1
  - PORTION 3.2
  - PORTION 3.3
  - PORTION 3.4
  - PORTION 3.5
  - PORTION 3.6
  - PORTION 3.7
  - PORTION 3.8
  - PORTION 3.9

PROJECT NUMBER	ETS-TESTCONSULT/0000/0001/001
PROJECT NAME	ETS-TESTCONSULT/0000/0001/001
DATE	15/01/2023
SCALE	1:5000
DRAWN BY	ETS-TESTCONSULT/0000/0001/001
CHECKED BY	ETS-TESTCONSULT/0000/0001/001
DATE	15/01/2023

**WORKS AREA WA3**

**AECOM** Aecobis

Project: ETS-TESTCONSULT/0000/0001/001  
Contract: ETS-TESTCONSULT/0000/0001/001

Scale: 1:5000  
Date: 15/01/2023

Drawn by: ETS-TESTCONSULT/0000/0001/001  
Checked by: ETS-TESTCONSULT/0000/0001/001

POINT	ELEVATION	REMARKS
101	81.700	81.700
102	81.700	81.700
103	81.700	81.700
104	81.700	81.700
105	81.700	81.700
106	81.700	81.700
107	81.700	81.700
108	81.700	81.700
109	81.700	81.700
110	81.700	81.700
111	81.700	81.700
112	81.700	81.700
113	81.700	81.700
114	81.700	81.700
115	81.700	81.700
116	81.700	81.700
117	81.700	81.700
118	81.700	81.700
119	81.700	81.700
120	81.700	81.700
121	81.700	81.700
122	81.700	81.700
123	81.700	81.700
124	81.700	81.700
125	81.700	81.700
126	81.700	81.700
127	81.700	81.700
128	81.700	81.700
129	81.700	81.700
130	81.700	81.700

FOR SITE COMMON ACCESS TO BE CONSTRUCTED AND UTILIZED AS REQUIRED BY CONTRACT NO. ETS-TESTCONSULT/0000/0001/001, THE MAINTENANCE RESPONSIBILITY SHALL BE TRANSFERRED FROM CONTRACT NO. ETS-TESTCONSULT/0000/0001/001 TO CONTRACT NO. ETS-TESTCONSULT/0000/0001/001.

WORKS AREA INDICATED BY CONTRACT NO. ETS-TESTCONSULT/0000/0001/001

WORKS AREA OCCUPIED BY CONTRACT NO. ETS-TESTCONSULT/0000/0001/001

FOR SITE COMMON ACCESS TO BE CONSTRUCTED TO BE MAINTAINED BY CONTRACT NO. ETS-TESTCONSULT/0000/0001/001

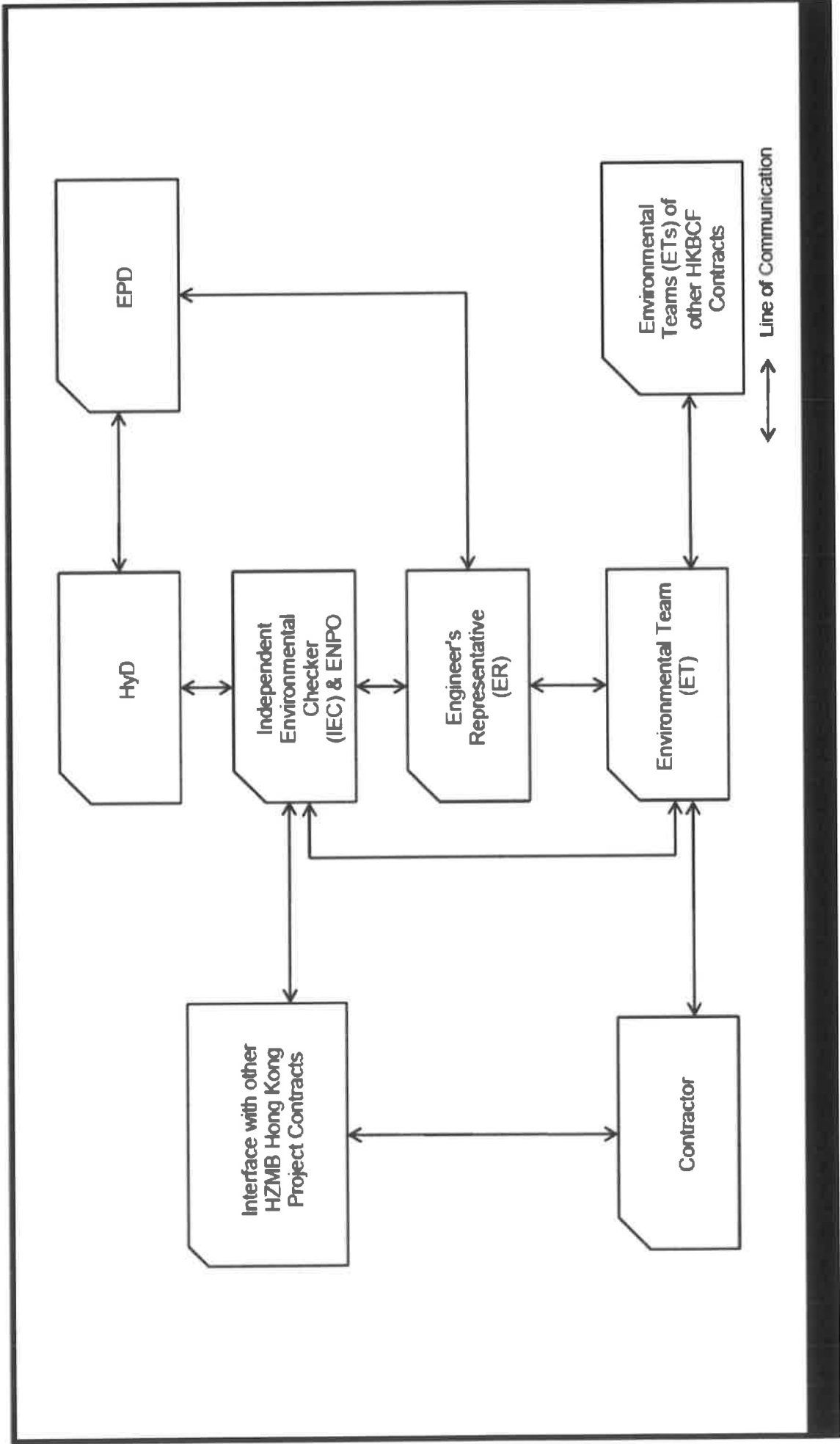
WORKS AREA OCCUPIED BY CONTRACT NO. ETS-TESTCONSULT/0000/0001/001



東業德德測試顧問有限公司  
ETS-TESTCONSULT LIMITED

## **Appendix B**

### **Project Organization for Environmental Works**





東業德業测试顾问有限公司  
ETS-TESTCONSULT LIMITED

## **Appendix C**

### **Construction Programme**

**HKBCF Infrastructure (Western Portion) - Monthly Programs S3 - Three Month Rolling Programme**

Activity ID	Activity Name	Original Duration	% Comp	Start	Finish	2018			2019			
						Dec	Jan	Feb	Mar	Apr	May	
HKBCF Infrastructure (Western Portion) - Monthly Programs S3		365		02/May/18A	29/Mar/19							
Food Works		365		02/May/18A	29/Mar/19							
Landscaping		365		02/May/18A	29/Mar/19							
Landscaping Establishment		365		02/May/18A	29/Mar/19							
RMV-1630	Establishment work for Landscaping	365	70.32%	02/May/18A	29/Mar/19							



## **Appendix D**

### **Event and Action Plan**



### Event/Action Plan for Air Quality

EVENT	ACTION			
	ET	IEC	ER	CONTRACTOR
<b>ACTION LEVEL</b>				
1. Exceedance for one sample	<ol style="list-style-type: none"> <li>1. Identify source, investigate the causes of exceedance and propose remedial measures;</li> <li>2. Inform IEC and ER;</li> <li>3. Repeat measurement to confirm finding;</li> <li>4. Increase monitoring frequency to daily.</li> </ol>	<ol style="list-style-type: none"> <li>1. Check monitoring data submitted by ET;</li> <li>2. Check Contractor's working method.</li> </ol>	<ol style="list-style-type: none"> <li>1. Notify Contractor.</li> </ol>	<ol style="list-style-type: none"> <li>1. Rectify any unacceptable practice;</li> <li>2. Amend working methods if appropriate.</li> </ol>
2. Exceedance for two or more consecutive samples	<ol style="list-style-type: none"> <li>1. Identify source;</li> <li>2. Inform IEC and ER;</li> <li>3. Advise the ER on the effectiveness of the proposed remedial measures;</li> <li>4. Repeat measurements to confirm findings;</li> <li>5. Increase monitoring frequency to daily;</li> <li>6. Discuss with IEC and Contractor on remedial actions required;</li> <li>7. If exceedance continues, arrange meeting with IEC and ER;</li> <li>8. If exceedance stops, cease additional monitoring.</li> </ol>	<ol style="list-style-type: none"> <li>1. Check monitoring data submitted by ET;</li> <li>2. Check Contractor's working method;</li> <li>3. Discuss with ET and Contractor on possible remedial measures;</li> <li>4. Advise the ER on the effectiveness of the proposed remedial measures;</li> <li>5. Supervise implementation of remedial measures.</li> </ol>	<ol style="list-style-type: none"> <li>1. Confirm receipt of notification of failure in writing;</li> <li>2. Notify Contractor;</li> <li>3. Ensure remedial measures properly implemented.</li> </ol>	<ol style="list-style-type: none"> <li>1. Submit proposals for remedial to ER within 3 working days of notification;</li> <li>2. Implement the agreed proposals;</li> <li>3. Amend proposal if appropriate.</li> </ol>



EVENT	ACTION			
	ET	IEC	ER	CONTRACTOR
<b>LIMIT LEVEL</b>				
1. Exceedance for one sample	<ol style="list-style-type: none"> <li>1. Identify source, investigate the causes of exceedance and propose remedial measures;</li> <li>2. Inform ER, Contractor and EPD;</li> <li>3. Repeat measurement to confirm finding;</li> <li>4. Increase monitoring frequency to daily;</li> <li>5. Assess effectiveness of Contractor's remedial actions and keep IEC, EPD and ER informed of the results.</li> </ol>	<ol style="list-style-type: none"> <li>1. Check monitoring data submitted by ET;</li> <li>2. Check Contractor's working method;</li> <li>3. Discuss with ET and Contractor on possible remedial measures;</li> <li>4. Advise the ER on the effectiveness of the proposed remedial measures;</li> <li>5. Supervise implementation of remedial measures.</li> </ol>	<ol style="list-style-type: none"> <li>1. Confirm receipt of notification of failure in writing;</li> <li>2. Notify Contractor;</li> <li>3. Ensure remedial measures properly implemented.</li> </ol>	<ol style="list-style-type: none"> <li>1. Take immediate action to avoid further exceedance;</li> <li>2. Submit proposals for remedial actions to IEC within 3 working days of notification;</li> <li>3. Implement the agreed proposals;</li> <li>4. Amend proposal if appropriate.</li> </ol>
2. Exceedance for two or more consecutive samples	<ol style="list-style-type: none"> <li>1. Notify IEC, ER, Contractor and EPD;</li> <li>2. Identify source;</li> <li>3. Repeat measurement to confirm findings;</li> <li>4. Increase monitoring frequency to daily;</li> <li>5. Carry out analysis of Contractor's working procedures to determine possible mitigation to be implemented;</li> <li>6. Arrange meeting with IEC and ER to discuss the remedial actions to be taken;</li> <li>7. Assess effectiveness of Contractor's remedial actions and keep IEC, EPD and ER informed of the results;</li> <li>8. If exceedance stops, cease additional monitoring.</li> </ol>	<ol style="list-style-type: none"> <li>1. Discuss amongst ER, ET, and Contractor on the potential remedial actions;</li> <li>2. Review Contractor's remedial actions whenever necessary to assure their effectiveness and advise the ER accordingly;</li> <li>3. Supervise the implementation of remedial measures.</li> </ol>	<ol style="list-style-type: none"> <li>1. Confirm receipt of notification of failure in writing;</li> <li>2. Notify Contractor;</li> <li>3. In consultation with the IEC, agree with the Contractor on the remedial measures to be implemented;</li> <li>4. Ensure remedial measures properly implemented;</li> <li>5. If exceedance continues, consider what portion of the work is responsible and instruct the Contractor to stop that portion of work until the exceedance is abated.</li> </ol>	<ol style="list-style-type: none"> <li>1. Take immediate action to avoid further exceedance;</li> <li>2. Submit proposals for remedial actions to IEC within 3 working days of notification;</li> <li>3. Implement the agreed proposals;</li> <li>4. Resubmit proposals if problem still not under control;</li> <li>5. Stop the relevant portion of works as determined by the ER until the exceedance is abated.</li> </ol>





### Event / Action Plan for Construction Noise Monitoring

EVENT	ACTION			
	ET	IEC	ER	CONTRACTOR
Action Level	<ol style="list-style-type: none"> <li>1. Notify IEC and Contractor;</li> <li>2. Identify source, investigate the causes of exceedance and propose remedial measures;</li> <li>3. Report the results of investigation to the IEC, ER and Contractor;</li> <li>4. Discuss with the Contractor and formulate remedial measures;</li> <li>5. Increase monitoring frequency to check mitigation effectiveness.</li> </ol>	<ol style="list-style-type: none"> <li>1. Review the analysed results submitted by the ET;</li> <li>2. Review the proposed remedial measures by the Contractor and advise the ER accordingly;</li> <li>3. Supervise the implementation of remedial measures.</li> </ol>	<ol style="list-style-type: none"> <li>1. Confirm receipt of notification of failure in writing;</li> <li>2. Notify Contractor;</li> <li>3. Require Contractor to propose remedial measures for the analysed noise problem;</li> <li>4. Ensure remedial measures are properly implemented.</li> </ol>	<ol style="list-style-type: none"> <li>1. Submit noise mitigation proposals to IEC;</li> <li>2. Implement noise mitigation proposals.</li> </ol>
Limit Level	<ol style="list-style-type: none"> <li>1. Inform IEC, ER, EPD and Contractor;</li> <li>2. Identify source;</li> <li>3. Repeat measurements to confirm findings;</li> <li>4. Increase monitoring frequency;</li> <li>5. Carry out analysis of Contractor's working procedures to determine possible mitigation to be implemented;</li> <li>6. Inform IEC, ER and EPD the causes and actions taken for the exceedances;</li> <li>7. Assess effectiveness of Contractor's remedial actions and keep IEC, EPD and ER informed of the results;</li> <li>8. If exceedance stops, cease additional monitoring.</li> </ol>	<ol style="list-style-type: none"> <li>1. Discuss amongst ER, ET, and Contractor on the potential remedial actions;</li> <li>2. Review Contractors remedial actions whenever necessary to assure their effectiveness and advise the ER accordingly;</li> <li>3. Supervise the implementation of remedial measures.</li> </ol>	<ol style="list-style-type: none"> <li>1. Confirm receipt of notification of failure in writing;</li> <li>2. Notify Contractor;</li> <li>3. Require Contractor to propose remedial measures for the analysed noise problem;</li> <li>4. Ensure remedial measures properly implemented;</li> <li>5. If exceedance continues, consider what portion of the work is responsible and instruct the Contractor to stop that portion of work until the exceedance is abated.</li> </ol>	<ol style="list-style-type: none"> <li>1. Take immediate action to avoid further exceedance;</li> <li>2. Submit proposals for remedial actions to IEC within 3 working days of notification;</li> <li>3. Implement the agreed proposals;</li> <li>4. Resubmit proposals if problem still not under control;</li> <li>5. Stop the relevant portion of works as determined by the ER until the exceedance is abated.</li> </ol>

### Event and Action Plan for Water Quality

Event	ET Leader	IEC	ER	Contractor
Action level being exceeded by one sampling day	<ol style="list-style-type: none"> <li>1. Repeat in situ measurement on next day of exceedance to confirm findings</li> <li>2. Identify source(s) of impact</li> <li>3. Inform IEC, contractor and ER</li> <li>4. Check monitoring data, all plant, equipment and Contractor's working methods</li> </ol>	<ol style="list-style-type: none"> <li>1. Confirm receipt of notification of noncompliance in writing</li> <li>2. Notify Contractor</li> </ol>	<ol style="list-style-type: none"> <li>1. Confirm receipt of notification of noncompliance in writing</li> <li>2. Notify Contractor</li> </ol>	<ol style="list-style-type: none"> <li>1. Inform the ER and confirm notification of the noncompliance in writing</li> <li>2. Rectify unacceptable practice</li> <li>3. Amend working methods if appropriate.</li> </ol>
Action level being exceeded by two or more consecutive sampling days	<ol style="list-style-type: none"> <li>1. Repeat in situ measurement to confirm findings</li> <li>2. Identify source(s) of impact</li> <li>3. Inform IEC, Contractor and ER</li> <li>4. Check monitoring data, all plant, equipment and Contractor's working methods</li> <li>5. Discuss mitigation measures with IEC, ER and Contractor</li> <li>6. Ensure mitigation measures are implemented</li> <li>7. Increase the monitoring frequency to daily until no exceedance of Action level;</li> <li>8. Repeat measurement on next day of exceedance to confirm findings.</li> </ol>	<ol style="list-style-type: none"> <li>1. Check monitoring data submitted by ET and Contractor's working method</li> <li>2. Discuss with ET and Contractor on possible remedial actions</li> <li>3. Review the proposed mitigation measures submitted by Contractor and advise the ER accordingly</li> <li>4. Assess the effectiveness of the implemented mitigation measures.</li> </ol>	<ol style="list-style-type: none"> <li>1. Confirm receipt of notification of noncompliance in writing</li> <li>2. Discuss with IEC on the proposed mitigation measures</li> <li>3. Make agreement on mitigation measures to be implemented</li> <li>4. Ensure mitigation measures are properly implemented</li> <li>5. Assess the effectiveness of the implemented mitigation measures</li> </ol>	<ol style="list-style-type: none"> <li>1. Inform the Engineer and confirm notification of the noncompliance in writing;</li> <li>2. Rectify unacceptable practice</li> <li>3. Check all plant and equipment and consider changes of working methods</li> <li>4. Discuss with ET and IEC on possible remedial actions and propose mitigation measures to IEC and ER within 3 working days of notification</li> <li>5. Implement the agreed mitigation measures</li> <li>6. Amend working methods if appropriate</li> </ol>

<p>Limit level being exceeded by one sampling day</p>	<ol style="list-style-type: none"> <li>1. Repeat in-situ measurement to confirm findings</li> <li>2. Identify source(s) of impact</li> <li>3. Inform IEC, Contractor, ER and EPD</li> <li>4. Check monitoring data, all plant, equipment and Contractor's working methods</li> <li>5. Discuss mitigation measures with IEC, ER and Contractor</li> <li>6. Ensure mitigation measures are implemented</li> <li>7. Increase the monitoring frequency to daily until no exceedance of Limit level</li> </ol>	<ol style="list-style-type: none"> <li>1. Check monitoring data submitted by ET and Contractor's working method</li> <li>2. Discuss with ET and Contractor on possible remedial actions</li> <li>3. Review the proposed mitigation measures submitted by Contractor and advise the ER accordingly</li> <li>4. Assess the effectiveness of the implemented mitigation measures</li> </ol>	<ol style="list-style-type: none"> <li>1. Confirm receipt of notification of failure in writing</li> <li>2. Discuss with IEC, ET and Contractor on the proposed mitigation measures</li> <li>3. Request Contractor to critically review the working methods</li> <li>4. Ensure mitigation measures are properly implemented</li> <li>5. Assess the effectiveness of the implemented mitigation measures</li> </ol>	<ol style="list-style-type: none"> <li>1. Inform the ER and confirm noncompliance in writing</li> <li>2. Rectify unacceptable practice</li> <li>3. Check all plant and equipment and consider changes of working methods</li> <li>4. Submit proposal of mitigation measures to ER within 3 working days of notification and discuss with ET, IEC and ER</li> <li>5. Implement the agreed mitigation measures</li> <li>6. Amend working methods if appropriate</li> </ol>
<p>Limit level being exceeded by two or more consecutive sampling days</p>	<ol style="list-style-type: none"> <li>1. Repeat in-situ measurement to confirm findings</li> <li>2. Identify source(s) of impact</li> <li>3. Inform IEC, contractor, ER and EPD</li> <li>4. Check monitoring data, all plant, equipment and Contractor's working methods</li> <li>5. Discuss mitigation measures with IEC, ER and Contractor</li> <li>6. Ensure mitigation measures are implemented</li> <li>7. Increase the monitoring frequency to daily until no exceedance of Limit level for two consecutive days</li> </ol>	<ol style="list-style-type: none"> <li>1. Check monitoring data submitted by ET and Contractor's working method</li> <li>2. Discuss with ET and Contractor on possible remedial actions</li> <li>3. Review the Contractor's mitigation measures whenever necessary to assure their effectiveness and advise the ER accordingly.</li> </ol>	<ol style="list-style-type: none"> <li>1. Confirm receipt of notification of failure in writing</li> <li>2. Discuss with IEC, ET and Contractor on the proposed mitigation measures</li> <li>3. Request Contractor to critically review the working methods</li> <li>4. Make agreement on the mitigation measures to be implemented</li> <li>5. Ensure mitigation measures are properly implemented</li> <li>6. Assess the effectiveness of the implemented mitigation measures</li> <li>7. Consider and instruct, if necessary, the Contractor to slow down or to stop all or part of the construction activities until no exceedance of Limit level.</li> </ol>	<ol style="list-style-type: none"> <li>1. Inform the ER and confirm notification of the noncompliance in writing</li> <li>2. Take immediate action to avoid further exceedance</li> <li>3. Rectify unacceptable practice</li> <li>4. Check all plant and equipment and consider changes of working methods</li> <li>5. Submit proposal of mitigation measures to ER within 3 working days of notification and discuss with ET, IEC and ER</li> <li>6. Implement the agreed mitigation measures</li> <li>7. Resubmit proposals of mitigation measures if problem still not under control;</li> <li>8. As directed by the engineer, to slow down or to stop all or part of the construction activities until no exceedance of Limit level.</li> </ol>

Event / Action Plan for Dolphin Monitoring

Event	ET Leader	IEC	ER / SOR	Contractor
Action Level	<ol style="list-style-type: none"> <li>Repeat statistical data analysis to confirm findings;</li> <li>Review all available and relevant data, including raw data and statistical analysis results of other parameters covered in the EM&amp;A, to ascertain if differences are as a result of natural variation or previously observed seasonal differences;</li> <li>Identify source(s) of impact;</li> <li>Inform the IEC, ER/SOR and Contractor;</li> <li>Check monitoring data;</li> <li>Review to ensure all the dolphin protective measures are fully and properly implemented and advise on additional measures if necessary.</li> </ol>	<ol style="list-style-type: none"> <li>Check monitoring data submitted by ET and Contractor;</li> <li>Discuss monitoring results and finding with the ET and the Contractor.</li> </ol>	<ol style="list-style-type: none"> <li>Discuss monitoring with the IEC and any other measures proposed by the ET;</li> <li>If ER/SOR is satisfied with the proposal of any other measures, ER/SOR to signify the agreement in writing on the measures to be implemented.</li> </ol>	<ol style="list-style-type: none"> <li>Inform the ER/SOR and confirm notification of the non-compliance in writing;</li> <li>Discuss with the ET and the IEC and propose measures to the IEC and the ER/SOR;</li> <li>Implement the agreed measures.</li> </ol>
Limit Level	<ol style="list-style-type: none"> <li>Repeat statistical data analysis to confirm findings;</li> <li>Review all available and relevant data, including raw data and statistical analysis results of other parameters covered in the EM&amp;A, to ascertain if differences are as a result of natural variation or previously observed seasonal differences;</li> <li>Identify source(s) of impact;</li> <li>Inform the IEC, ER/SOR and Contractor of findings;</li> <li>Check monitoring data;</li> <li>Repeat review to ensure all the dolphin protective measures are fully and properly implemented and advise on additional measures if necessary;</li> <li>If ET proves that the source of impact is caused by any of the construction activity by the works contract, ET to arrange a meeting to discuss with IEC, ER/SOR and Contractor the necessity of additional dolphin monitoring and/or any other potential mitigation measures (e.g., consider to modify the perimeter silt curtain or consider to temporarily stop relevant construction activity etc.) and submit to IEC a proposal of additional dolphin monitoring and/or mitigation measures where necessary.</li> </ol>	<ol style="list-style-type: none"> <li>Check monitoring data submitted by ET and Contractor;</li> <li>Discuss monitoring results and findings with the ET and the Contractor;</li> <li>Attend the meeting to discuss with ET, ER/SOR and Contractor the necessity of additional dolphin monitoring and any other potential mitigation measures;</li> <li>Review proposals for additional monitoring and any other mitigation measures submitted by ET and Contractor and advise ER/SOR of the results and findings accordingly;</li> <li>Supervise / Audit the implementation of additional monitoring and/or other mitigation measures and advise ER/SOR the results and findings accordingly.</li> </ol>	<ol style="list-style-type: none"> <li>Attend the meeting to discuss with ET, IEC and Contractor the necessity of additional dolphin monitoring and any other potential mitigation measures;</li> <li>If ER/SOR is satisfied with the proposals for additional dolphin monitoring and/or any other mitigation measures submitted by ET and Contractor and verified by IEC, ER/SOR to signify the agreement in writing on such proposals and any other mitigation measures;</li> <li>Supervise the implementation of additional monitoring and/or other mitigation measures.</li> </ol>	<ol style="list-style-type: none"> <li>Inform the ER/SOR and confirm notification of the non-compliance in writing;</li> <li>Attend the meeting to discuss with ET, IEC and ER/SOR the necessity of additional dolphin monitoring and any other potential mitigation measures;</li> <li>Jointly submit with ET to IEC a proposal of additional dolphin monitoring and/or any other mitigation measures when necessary;</li> <li>Implement the agreed additional dolphin monitoring and/or any other mitigation measures.</li> </ol>



## **Appendix E**

### **Waste Flow Table**

China Harbour Engineering Company Limited



Monthly Summary Waste Flow Table for 2019 (year)

Name of Person completing the record: Andy Tse / EO

Project: Hong Kong – Zhuhai – Macao Bridge, Hong Kong Crossing Boundary Facilities – Infrastructure Works Stage I (Western Portion)

Month	Actual Quantities of Inert C&D Materials Generated Monthly						Actual Quantities of C&D Wastes Generated Monthly					
	Total Quantity Generated (in '000m <sup>3</sup> )	Hard Rock and Large Broken Concrete (see Note 3)	Reused in the Contract	Reused in other Projects	Disposed as Public Fill (in '000m <sup>3</sup> )	Imported Fill (see Note 1)	Metals	Paper/ cardboard packaging	Plastics (see Note 2)	Chemical Waste	Others, e.g. general refuse	
Jan	0.111	0	0	0	0.111	0	0	0	0	0	0.078	
Feb												
Mar												
Apr												
May												
Jun												
<b>Sub-total</b>	<b>0.111</b>	<b>0</b>	<b>0</b>	<b>0.000</b>	<b>0.111</b>	<b>0.000</b>	<b>0</b>	<b>0.000</b>	<b>0</b>	<b>0</b>	<b>0.078</b>	
Jul												
Aug												
Sep												
Oct												
Nov												
Dec												
<b>Total</b>	<b>0.111</b>	<b>0</b>	<b>0</b>	<b>0.000</b>	<b>0.111</b>	<b>0.000</b>	<b>0</b>	<b>0.000</b>	<b>0</b>	<b>0</b>	<b>0.078</b>	

Notes:

- (1) The waste flow table shall also include C&D materials that are specified in the Contract to be imported for use at the Site.
- (2) Plastics refer to plastic bottles/containers, plastic sheets/ foam from packaging materials
- (3) Broken concrete for recycling into aggregates



東業德勤測試顧問有限公司  
ETS-TESTCONSULT LIMITED

## **Appendix F**

### **Environmental Licenses and Permits**

### Environmental Licenses and Permits

Item No.	Type of Permit / Licence	Reference No.	Application Date	Date of Issue	Date of Expiry	Remark
1	Environmental Permit under EIAO	EP-353/2009/K	24 Mar 2016	11 Apr 2016	NA	Issued
2	Construction Dust Notification (Western Portion)	Acknowledge Receipt: 377883	5 Aug 2014	11 Aug 2014	NA	Notified
3	Construction Dust Notification (Works Area WA3)	Acknowledge Receipt: 377884	5 Aug 2014	18 Aug 2014	NA	Notified
4	Construction Waste Disposal Account	Billing Account No.: 7020516	5 Aug 2014	15 Aug 2014	NA	Account approved
5	Registration as a Chemical Waste Producer (Works Area WA3)	Waste Producer Number (WPN): 5213-961-C1186-23	1 Sep 2014	17 Oct 2014	NA	Registration completed
6	Discharge License under WPCO (Works Area WA3)	License No.: WT00020194-2014	21 Aug 2014	27 Oct 2014	31 Oct 2019	License approved
7	Registration as a Chemical Waste Producer (Western Portion)	Waste Producer Number (WPN): 5213-961-C1186-27	20 Oct 2014	24 Nov 2014	NA	Registration completed
8	Discharge License under WPCO (Western Portion)	License No.: WT00020597-2014	25 Sep 2014	16 Mar 2015	31 Mar 2020	License approved
9	Construction Noise Permit under NCO for HKBCF (Western Portion)	License No.: GW-RS0960-18	8 Oct 2018	22 Oct 2018	7 May 2019	Permit Approved





## **Appendix G**

### **Implementation Schedule for Environmental Mitigation Measures (EMIS)**

**Environmental Mitigation Implementation Schedule – Hong Kong Boundary Crossing Facilities (Superstructures and Infrastructures)**

EIA Ref.	EM&A Log Ref	Environmental Mitigation Measures	Objectives of the Recommended Measures & Main Concerns to address	Who to implement the measures?	Location	When to implement the measures?	What requirements or standards for the measure to achieve?	Implementation Status
<b>Air Quality</b>								
S5.5.6.1 of HKBCFEIA	A1	The contractor shall follow the procedures and requirements given in the Air Pollution Control (Construction Dust) Regulation	Good construction site practices to control the dust impact at the nearby sensitive receivers to within the relevant criteria	Contractor	All construction sites	Construction stage	To control the dust impact to within the HKAQO and TM-EIA criteria(Ref. 1-hr and 24 hr TSP levels are 500 $\mu\text{g}/\text{m}^3$ and 260 $\mu\text{g}/\text{m}^3$ respectively)	V
S5.5.6.2 of HKBCFEIA and S4.8.1 of TKCLKLEIA	A2	<p>Proper watering of exposed spoil should be undertaken throughout the construction phase:</p> <ul style="list-style-type: none"> <li>- Any excavated or stockpile of dusty material should be covered entirely by impervious sheeting or sprayed with water to maintain the entire surface wet and then removed or backfilled or reinstated where practicable within 24 hours of the excavation or unloading;</li> <li>- Any dusty materials remaining after a stockpile is removed should be wetted with water and cleared from the surface of roads;</li> <li>- A stockpile of dusty material should not be extended beyond the pedestrian barriers, fencing or traffic cones.</li> <li>- Where practicable, vehicle washing facilities with high pressure water jet should be provided at every discernible or designated vehicle exit point. The area where vehicle washing takes place and the road section between the washing facilities and the exit point should be paved with concrete, bituminous materials or hardcores;</li> <li>- When there are open excavation and reinstatement works, hoarding of not less than 2.4m high should be</li> </ul>	Good construction site practices to control the dust impact at the nearby sensitive receivers to within the relevant criteria	Contractor	All construction sites	Construction stage	To control the dust impact to within the HKAQO and TM-EIA criteria(Ref. 1-hr and 24 hr TSP levels are 500 $\mu\text{g}/\text{m}^3$ and 260 $\mu\text{g}/\text{m}^3$ respectively)	V

EIA Ref.	EM&A Log Ref	Environmental Mitigation Measures	Objectives of the Recommended Measures & Main Concerns to address	Who to implement the measures?	Location	When to implement the measures?	What requirements or standards for the measure to achieve?	Implementation Status
		<p>provided as far as practicable along the site boundary with provision for public crossing. Good site practice shall also be adopted by the Contractor to ensure the conditions of the hoardings are properly maintained throughout the construction period;</p> <ul style="list-style-type: none"> <li>- The portion of any road leading only to construction site that is within 30m of a vehicle entrance or exit should be kept clear of dusty materials;</li> <li>- Surfaces where any pneumatic or power-driven drilling, cutting, polishing or other mechanical breaking operation takes place should be sprayed with water or a dust suppression chemical continuously;</li> <li>- Any area that involves demolition activities should be sprayed with water or a dust suppression chemical immediately prior to, during and immediately after the activities so as to maintain the entire surface wet;</li> <li>- Where a scaffolding is erected around the perimeter of a building under construction, effective dust screens, sheeting or netting should be provided to enclose the scaffolding from the ground floor level of the building, or a canopy should be provided from the first floor level up to the highest level of the scaffolding;</li> <li>- Any skip hoist for material transport should be totally enclosed by impervious sheeting;</li> <li>- Every stock of more than 20 bags of cement or dry pulverised fuel ash (PFA) should be covered entirely by impervious sheeting or placed in an area sheltered on the top and the 3 sides;</li> <li>- Cement or dry PFA delivered in bulk should be stored in a closed silo fitted</li> </ul>						

EIA Ref.	EM&A Log Ref	Environmental Mitigation Measures	Objectives of the Recommended Measures & Main Concerns to address	Who to implement the measures?	Location	When to implement the measures?	What requirements or standards for the measure to achieve?	Implementation Status
		<p>with an audible high level alarm which is interlocked with the material filling line and no overfilling is allowed;</p> <ul style="list-style-type: none"> <li>- Loading, unloading, transfer, handling or storage of bulk cement or dry PFA should be carried out in a totally enclosed system or facility, and any vent or exhaust should be fitted with an effective fabric filter or equivalent air pollution control system; and</li> <li>- Exposed earth should be properly treated by compaction, turfing, hydroseeding, vegetation planting or sealing with latex, vinyl, bitumen, shotcrete or other suitable surface stabiliser within six months after the last construction activity on the construction site or part of the construction site where the exposed earth lies.</li> </ul>						
S5.5.6.3 of HKBCFEIA and S4.8.1 of TKCLKLEIA	A3	The Contractor should undertake proper watering on all exposed spoil and associated work areas (with at least 8 times per day) throughout the construction phase.	Control dust construction	Contractor	All construction sites	Construction stage	To control the dust impact	N/A (All site area have been hard paved or greened)
S5.5.6.4 of HKBCFEIA	A4	Engineer to incorporate the controlled measures into the Particular Specification (PS) for the civil work. The PS should also draw the contractor's attention to relevant latest Practice notes issued by EPD.	Control dust construction	Engineer	All construction sites	Design Stage	Air pollution Control (Construction Dust) Regulation	V
S5.5.6.4 of HKBCFEIA and S4.11 of TKCLKLEIA	A5	Implement regular dust monitoring under EM&A programme during the construction stage.	Monitor the 24hr and 1hr TSP levels at the representative dust monitoring stations to ensure compliance with relevant criteria throughout the construction period.	Contractor of Contract No. HY/2011/03 & Contractor of Contract No. HY/2013/04	Selected representative dust monitoring station	Construction stage	<ul style="list-style-type: none"> <li>- Air Pollution Control (Construction Dust) Regulation</li> <li>- To control the dust impact to the within the HKAQO and TM-EIA criteria(Ref. 1-hr and 24 hr TSP levels are 500µgm<sup>3</sup> and</li> </ul>	V

EIA Ref.	EM&A Log Ref	Environmental Mitigation Measures	Objectives of the Recommended Measures & Main Concerns to address	Who to implement the measures?	Location	When to implement the measures?	What requirements or standards for the measure to achieve?	Implementation Status
S5.5.7.1 of HKBCFEIA	A6	<p>The following mitigation measures should be adopted to prevent fugitive dust emissions for concrete batching plant:</p> <p>Loading, unloading, handling, transfer or storage of any dusty materials should be carried out in totally enclosed system;</p> <p>All dust-laden air or waste gas generated by the process operations should be properly extracted and vented to fabric filtering system to meet the emission limits for TSP;</p> <p>Vents for all silos and cement/ pulverised fuel ash (PFA) weighing scale should be fitted with fabric filtering system;</p> <p>The materials which may generate airborne dusty emissions should be wetted by water spray system;</p> <p>All receiving hoppers should be enclosed on three sides up to 3m above unloading point;</p> <p>All conveyor transfer points should be totally enclosed;</p> <p>All access and route roads within the premises should be paved and wetted; and</p> <p>Vehicle cleaning facilities should be provided and used by all concrete trucks before leaving the premises to wash off any dust on the wheels and/or body.</p>	<p>Monitor the 24hr and 1hr TSP levels at the representative dust monitoring stations to ensure compliance with relevant criteria throughout the construction period.</p>	Contractor	Selected representative dust monitoring station	Construction stage	<p>260<math>\mu\text{g}/\text{m}^3</math> respectively)</p>	N/A
							<p>Air Pollution Control (Construction Dust) Regulation</p> <p>- To control the dust impact to within the HKAQO and TM-EIA criteria(Ref. 1-hr and 24 hr TSP levels are 500<math>\mu\text{g}/\text{m}^3</math> and 260<math>\mu\text{g}/\text{m}^3</math> respectively)</p>	

EIA Ref.	EM&A Log Ref	Environmental Mitigation Measures	Objectives of the Recommended Measures & Main Concerns to address	Who to implement the measures?	Location	When to implement the measures?	What requirements or standards for the measure to achieve?	Implementation Status
S5.5.2.7 of HKBCFEIA	A7	<p>The following mitigation measures should be adopted to prevent fugitive dust emissions at barging point:</p> <p>All road surface within the barging facilities will be paved;</p> <p>Dust enclosures will be provided for the loading ramp;</p> <p>Vehicles will be required to pass through designated wheels wash facilities; and</p> <p>Continuous water spray at the loading points.</p>	Control construction dust	Contractor	All construction sites	Construction stage	Air Pollution Control (Construction Dust) Regulation	N/A (Construction in process)
<b>Construction Noise (Air borne)</b>								
S6.4.10 of HKBCFEIA	N1	<p>Use of good site practices to limit noise emissions by considering the following:</p> <ul style="list-style-type: none"> <li>- only well-maintained plant should be operated on-site and plant should be serviced regularly during the construction programme;</li> <li>- machines and plant (such as trucks, cranes) that may be in intermittent use should be shut down between work periods or should be throttled down to a minimum;</li> <li>- plant known to emit noise strongly in one direction, where possible, be orientated so that the noise is directed away from nearby NSRs;</li> <li>- silencers or mufflers on construction equipment should be properly fitted and maintained during the construction works;</li> <li>- mobile plant should be sited as far</li> </ul>	Control airborne noise by means of good site practices	Contractor	All construction sites	Construction stage	Noise Control Ordinance	V

EIA Ref.	EM&A Log Ref	Environmental Mitigation Measures	Objectives of the Recommended Measures & Main Concerns to address	Who to implement the measures?	Location	When to implement the measures?	What requirements or standards for the measure to achieve?	Implementation Status
		away from NSRs as possible and practicable; material stockpiles, mobile container site officer and other structures should be effectively utilised, where practicable, to screen noise from on-site construction activities.						
S6.4.11 of HKBCFEIA	N2	Install temporary hoarding located on the site boundaries between noisy construction activities and NSRs. The conditions of the hoardings shall be properly maintained throughout the construction period.	Reduce the construction noise levels at low-level zone of NSRs through partial screening	Contractor	All construction sites	Construction stage	<ul style="list-style-type: none"> <li>Noise Control Ordinance Annex 5, TM_EIA</li> </ul>	V
S6.4.12 of HKBCFEIA	N3	Install movable noise barriers (typically density 14kg/m <sup>3</sup> ), acoustic mat or full enclosure close to noisy plants including air compressor, generators, saw.	Screen the noisy plant items to be used at all construction sites	Contractor	For plant items listed in Appendix 6D of the EIA report at all construction sites	Construction stage	<ul style="list-style-type: none"> <li>Noise Control Ordinance Annex 5, TM_EIA for residential premises</li> <li>The movable barrier should achieve at least 5 dB(A) and the full enclosure should be designed to achieve 10dB(A)</li> </ul>	N/A
S6.4.13 of HKBCFEIA	N4	Select "Quiet plants" which comply with the BS 5228 Part 1 or TM standards.	Reduce the noise levels of plant items	Contractor	For plant items listed in Appendix 6D of the EIA report at all construction sites	Construction stage	<ul style="list-style-type: none"> <li>Noise Control Ordinance Annex 5, TM_EIA</li> </ul>	V

EIA Ref.	EM&A Log Ref	Environmental Mitigation Measures	Objectives of the Recommended Measures & Main Concerns to address	Who to implement the measures?	Location	When to implement the measures?	What requirements or standards for the measure to achieve?	Implementation Status
S6.4.14 of HKBCFEIA	N5	Sequencing operation of construction plants where practicable.	Operate sequentially within the same work site to reduce the construction airborne noise	Contractor	All construction sites where practicable	Construction stage	<ul style="list-style-type: none"> <li>- Noise Control Ordinance Annex 5, TM_EIA</li> </ul>	V
S5.1 of TMCLKLEIA	N6	Implement a noise monitoring under EM&A programme.	Monitor the construction noise levels at selected representative locations	Contractor of Contract No. HY/2013/04	Selected representative noise monitoring station	Construction stage	<ul style="list-style-type: none"> <li>- Noise Control Ordinance Annex 5, TM_EIA</li> <li>- 75dB(A) for residential premises</li> </ul>	V
<b>Sediment</b>								
	S1	All dredged marine mud, which required Type 2 Confined Marine Disposal under Environment, Transport and Works Bureau Technical Circular (Works) No. 34/2002 Management of Dredged/Excavated Sediment, from the Project shall be disposed of inside the sheet pile cellular structures within the Project boundary.	Re-deposition of Contaminated Sediment	Contractor	Dredged Contaminated Sediment	Construction stage	<ul style="list-style-type: none"> <li>- Waste Disposal Ordinance ETWB TC 34/2002</li> </ul>	V
	S2	Before re-deposition the contaminated sediment, a layer of geotextile shall be placed at the bottom of the sheet pile cellular structures to avoid direct contact of the contaminated sediment and the bottom sediment.	Re-deposition of Contaminated Sediment	Contractor	Dredged Contaminated Sediment	Construction stage	<ul style="list-style-type: none"> <li>- Waste Disposal Ordinance ETWB TC 34/2002</li> </ul>	V



EIA Ref.	EM&A Log Ref	Environmental Mitigation Measures	Objectives of the Recommended Measures & Main Concerns to address	Who to implement the measures?	Location	When to implement the measures?	What requirements or standards for the measure to achieve?	Implementation Status
	S3	A minimum of 2m thick sand fill or public fill shall be placed on top of the contaminated sediment to protect and cover the sediment after redeposition.	Re-deposition of Contaminated Sediment	Contractor	Dredged Contaminated Sediment	Construction stage	<ul style="list-style-type: none"> <li>Waste Disposal Ordinance ETWB TC 34/2002</li> </ul>	V
	S4	The contaminated sediment shall not be disturbed after re-deposition. No piling works or deep foundation which may disturb the contaminated sediment is allowed within the cellular structures.	Re-deposition of Contaminated Sediment	Contractor	Dredged Contaminated Sediment	Construction stage	<ul style="list-style-type: none"> <li>Waste Disposal Ordinance ETWB TC 34/2002</li> </ul>	V
<b>Waste management (Construction Waste)</b>								
S12.6 of TMCLKLEIA	WM1	The Contractor shall identify a coordinator for the management of waste.	Proper implementation of WMIP	Contractor	Contractor All construction sites	Construction stage		V
S12.6 of TMCLKLEIA	WM2	The Contractor shall apply for and obtain the appropriate licenses for the disposal of public fill, chemical waste and effluent discharges.	Proper control of wastes disposal in accordance to relevant ordinances	Contractor	All construction sites	Construction Stage	<ul style="list-style-type: none"> <li>Land (Miscellaneous Provisions) Ordinance (Cap28);</li> <li>Waste Disposal Ordinance (Cap 354);</li> <li>Dumping at Sea Ordinance (Cap 466);</li> <li>Water Pollution Control Ordinance.</li> </ul>	V

EIA Ref.	EM&A Log Ref	Environmental Mitigation Measures	Objectives of the Recommended Measures & Main Concerns to address	Who to implement the measures?	Location	When to implement the measures?	What requirements or standards for the measure to achieve?	Implementation Status
S12.6 of TMCLKLEIA	WM3	EM&A of waste handling, storage, transportation, disposal procedures and documentation through the site audit programme shall be undertaken.	Ensure proper implementation mitigation measures stated in WMP	Contractor	All construction sites		Construction stage	V
S8.3.8 of HKBCFEIA and S12.6 of TMCLKLEIA	WM4	<p><u>Construction and Demolition Material</u></p> <p>The following mitigation measures should be implemented in handling the waste:</p> <ul style="list-style-type: none"> <li>- Maintain temporary stockpiles and reuse excavated fill material for backfilling and reinstatement;</li> <li>- Carry out on-site sorting;</li> <li>- Make provisions in the Contract documents to allow and promote the use of recycled aggregates where appropriate;</li> <li>- Adopt 'Selective Demolition' technique to demolish the existing structures and facilities with a view to recovering broken concrete effectively for recycling purpose, where possible;</li> <li>- Implement a trip-ticket system for each works contract to ensure that the disposal of C&amp;D materials are properly documented and verified;</li> <li>- Implement an enhanced Waste Management Plan similar to ETWBTC (Works) No. 19/2005 – "Environmental Management on Construction Sites" to encourage on-site sorting of C&amp;D materials and to minimize their generation during the course of construction;</li> <li>- In addition, disposal of the C&amp;D materials onto any sensitive locations such as agricultural lands, etc. should be avoided. The Contractor shall propose the final disposal sites to the Project Proponent and get its</li> </ul>	<p>Good site practice to minimize and recycle the C&amp;D material as far as practicable so as to reduce the amount for final disposal</p>	Contractor	All construction site areas	Construction stage	<ul style="list-style-type: none"> <li>- Land (Miscellaneous Provisions) Ordinance</li> <li>- Waste Disposal Ordinance</li> <li>- ETWB TC 19/2005</li> </ul>	V

EIA Ref.	EM&A Log Ref	Environmental Mitigation Measures	Objectives of the Recommended Measures & Main Concerns to address	Who to implement the measures?	Location	When to implement the measures?	What requirements or standards for the measure to achieve?	Implementation Status
S8.3.9 - S8.3.11 of HKBCFEIA and S12.6 of TMCLKLEIA	WM5	<p>approval before implementation; The surplus surcharge should be transferred to a fill bank.</p> <p><u>C&amp;D Waste</u></p> <ul style="list-style-type: none"> <li>- Standard formwork or pre-fabrication should be used as far as practicable in order to minimise the arising of C&amp;D materials. The use of more durable formwork or plastic facing for the construction works should be considered. Use of wooden hoardings should not be used, as in other projects.</li> <li>- Metal hoarding and falsework should be used to enhance the possibility of recycling. The purchasing of construction materials will be carefully planned in order to avoid over ordering and wastage.</li> <li>- The Contractor should recycle as much of the C&amp;D materials as possible on-site. Public fill and C&amp;D waste should be segregated and stored in different containers or skips to enhance reuse or recycling of materials and their proper disposal. Where practicable, concrete and masonry can be crushed and used as fill. Steel reinforcement bar can be used by scrap steel mills. Different areas of the sites should be considered for such segregation and storage.</li> </ul>	<p>Good site practice to minimize and recycle the C&amp;D material as far as practicable so as to reduce the amount for final disposal</p>	Contractor	All construction sites	Construction stage	<ul style="list-style-type: none"> <li>- Land (Miscellaneous Provisions) Ordinance</li> <li>- Waste Disposal Ordinance</li> <li>- ETWB TC 19/2005</li> </ul>	V
S8.2.12 - S8.3.15 of HKBCFEIA and S12.6 of TMCLKLEIA	WM6	<p><u>Chemical Waste</u></p> <ul style="list-style-type: none"> <li>- Chemical waste that is produced, as defined by Schedule 1 of the Waste Disposal (Chemical Waste) (General) Regulation, should be handled in accordance with the Code of Practice</li> </ul>	<p>Control the chemical waste and ensure proper storage, handling and disposal.</p>	Contractor	All construction sites	Construction stage	<ul style="list-style-type: none"> <li>- Waste Disposal (Chemical Waste) General Regulation Code of Practice on the</li> </ul>	V

EIA Ref.	EM&A Log Ref	Environmental Mitigation Measures	Objectives of the Recommended Measures & Main Concerns to address	Who to implement the measures?	Location	When to implement the measures?	What requirements or standards for the measure to achieve?	Implementation Status
		<p>on the Packaging, Labelling and Storage of Chemical Wastes.</p> <p>Containers used for the storage of chemical wastes should be suitable for the substance they are holding, resistant to corrosion, maintained in a good condition, and securely closed; have a capacity of less than 450 litres unless the specification has been approved by the EPD; and display a label in English and Chinese in accordance with instructions prescribed in Schedule 2 of the regulation.</p> <p>The storage area for chemical wastes should be clearly labelled and used solely for the storage of chemical waste; enclosed on at least 3 sides; have an impermeable floor and bunding of sufficient capacity to accommodate 110% of the volume of the largest container or 20 % of the total volume of waste stored in that area, whichever is the greatest; have adequate ventilation; covered to prevent rainfall entering; and arranged so that incompatible materials are adequately separated.</p> <p>Disposal of chemical waste should be via a licensed waste collector; be to a facility licensed to receive chemical waste, such as the Chemical Waste Treatment Centre which also offers a chemical waste collection service and can supply the necessary storage containers; or be to a reuser of the waste, under approval from the EPD.</p>					Packaging, Labelling and Storage of Chemical Waste	

EIA Ref.	EM&A Log Ref	Environmental Mitigation Measures	Objectives of the Recommended Measures & Main Concerns to address	Who to implement the measures?	Location	When to implement the measures?	What requirements or standards for the measure to achieve?	Implementation Status
S8.3.16 of HKBCFEIA and S12.6 of TMCLKLEIA	WM7	<p><u>Sewage</u></p> <p>Adequate numbers of portable toilets should be provided for the workers. The portable toilets should be maintained in a state, which will not deter the workers from utilizing these portable toilets. Night soil should be collected by licensed collectors regularly.</p>	Proper handling of sewage from worker to avoid odour, pest and litter impacts.	Contractor	All construction sites	Construction stage	Waste Ordinance Disposal	V
S8.3.17 of HKBCFEIA and S12.6 of TMCLKLEIA	WM8	<p><u>General Refuse</u></p> <ul style="list-style-type: none"> <li>- The site and surroundings shall be kept tidy and litter free. General refuse generated on-site should be stored in enclosed bins or compaction units separately from construction and chemical wastes.</li> <li>- A reputable waste collector should be employed by the Contractor to remove general refuse from the site, separately from construction and chemical wastes, on a daily basis to minimize odour, pest and litter impacts. Burning of refuse on construction sites is prohibited by law.</li> <li>- Aluminium cans are often recovered from the waste stream by individual collectors if they are segregated and made easily accessible. Separate labelled bins for their deposit should be provided if feasible.</li> <li>- Office wastes can be reduced through the recycling of paper if volumes are large enough to warrant collection. Participation in a local collection scheme should be considered by the Contractor. In addition, waste separation facilities for paper, aluminium cans, plastic bottles etc., should be provided.</li> </ul>	Minimize production of the general refuse and avoid odour, pest and litter impacts.	Contractor	All construction sites	Construction stage	Waste Ordinance Disposal	V

EIA Ref.	EM&A Log Ref	Environmental Mitigation Measures	Objectives of the Recommended Measures & Main Concerns to address	Who to implement the measures?	Location	When to implement the measures?	What requirements or standards for the measure to achieve?	Implementation Status
		<ul style="list-style-type: none"> <li>- Training should be provided to workers about the concepts of site cleanliness and appropriate waste management procedure, including reduction, reuse and recycling of wastes.</li> <li>- Sufficient dustbins shall be provided for storage of waste as required under the Public Cleansing and Prevention of Nuisances By-laws. In addition, general refuse shall be cleared daily and shall be disposed of to the nearest licensed landfill or refuse transfer station.</li> <li>- All waste containers shall be in a secure area on hardstanding.</li> </ul>						
<b>Water Quality (Construction Phase)</b>								
	W1	<p>Mitigation during the marine works to reduce impacts to within acceptable levels have been recommended and will comprise a series of measures that restrict the method and sequencing of dredging/backfilling, as well as protection measures. Details of the measures are provided below:</p> <ul style="list-style-type: none"> <li>- No dredging works of marine sediment shall be carried out the Project except for the construction of box culverts and seawalls at Portion D.</li> <li>- Reclamation filling for the Project shall not proceed until at least 200m of leading seawall at the reclamation area formed above +2.2mPD, unless otherwise agreement was obtained from EPD, except for the 300m gaps for marine access. All underwater filling works shall be carried out behind seawalls to avoid dispersion of suspended solids outside the</li> </ul>	To control construction water quality	Contractor of Contract No. HY/2013/04	During dredging and filling	Construction stage	TM-EIAO	V

EIA Ref.	EM&A Log Ref	Environmental Mitigation Measures	Objectives of the Recommended Measures & Main Concerns to address	Who to implement the measures?	Location	When to implement the measures?	What requirements or standards for the measure to achieve?	Implementation Status
		<p>Project limit;</p> <p>Except for the filling of the cellular structures, not more than 15% public fill shall be used for reclamation filling below +2.5mPD during construction of the seawall;</p> <p>After the seawall is completed except for the 300m marine access as indicated in the EPs, not more than 30% public fill shall be used for reclamation filling below +2.5mPD, unless otherwise agreement from EPD was obtained;</p> <p>No more than 2 grab dredgers with a maximum daily dredging rate of 12,000m<sup>3</sup> shall be employed for dredging operation at Portion D of the Project;</p> <p>Upon completion of 200m leading seawall, no more than a total of 60 filling barge trips per day shall be made with a cumulative maximum daily filling rate of 60,000 m<sup>3</sup> for HKBCF and TMCLKL southern landfall reclamation during the filling operation; and</p> <p>Upon completion of the whole section of seawall except for the 300m marine access as indicated in the EPs, no more than a total of 190 filling barge trips per day shall be made with a cumulative maximum daily filling rate of 190,000 m<sup>3</sup> for the remaining filling operations for HKBCF and TMCLKL southern landfall reclamation.</p> <p>Closed grabs should be used for sediment dredging to reduce sediment loss when lifting the grabs to the barges. Only grab dredgers shall be used for dredging works of the Project;</p> <p>All mechanical grabs shall be</p>						

EIA Ref.	EM&A Log Ref	Environmental Mitigation Measures	Objectives of the Recommended Measures & Main Concerns to address	Who to implement the measures?	Location	When to implement the measures?	What requirements or standards for the measure to achieve?	Implementation Status
		<ul style="list-style-type: none"> <li>- designed and maintained to avoid spillage;</li> <li>- The moving speed of construction vessels in the dredging area should be reduced to prevent disturbance to the seabed generating sediment plumes;</li> <li>- Floating type silt curtains shall be installed enclosing the entire reclamation site at all time. Staggered layers of silt curtain shall be provided to prevent sediment loss at navigation accesses. The length of each staggered layers shall be at least 200m;</li> <li>- The cage-type silt-curtain with steel enclosure is proposed to be installed to enclose local pollution caused by the grab dredging. The grab dredging work should be carried out within the cage-type silt curtain;</li> <li>- Single layer silt curtain to be applied around the North-east airport water intake;</li> <li>- The silt-curtains should be maintained in good condition to ensure the sediment plume generated from dredging and filling be confined effectively within the site boundary;</li> <li>- The dredging and filling works shall be scheduled to spread the works evenly over a working day;</li> <li>- Cellular structure shall be used for seawall construction;</li> <li>- A layer of geotextile shall be placed on top of the seabed before any filling activities take place inside the cellular structures to form the seawall;</li> <li>- The conveyor belts shall be fitted with windboards and conveyor release points shall be covered with curtain to prevent any spillage of filling</li> </ul>						



EIA Ref.	EM&A Log Ref	Environmental Mitigation Measures	Objectives of the Recommended Measures & Main Concerns to address	Who to implement the measures?	Location	When to implement the measures?	What requirements or standards for the measure to achieve?	Implementation Status
S9.11.1 - S9.11.1.2 of HKBCFEIA and S6.10 of TMCLKLEIA	W1	<p>materials onto the surrounding waters;</p> <p>- An additional layer of slit curtain shall be installed near the active stone column installation points. A layer of geotextile with stone blanket on top shall be placed on the seabed prior to stone column installation works. Stone blanket -&gt; with silt curtain.</p>	To control construction water quality	Contractor of Contract No. HY/2013/04	During dredging and filling	Construction Stage	- TM-EIAO - Marine Committee Guidelines - DASO Permits Conditions	V
		<p>- In addition, dredging operations should be undertaken in such a manner as to minimize resuspension of sediments. Standard good dredging practice measures should, therefore, be implemented including the following requirements which should be written into the dredging and filling contract.</p> <ol style="list-style-type: none"> <li>1. Trailer suction hopper dredgers shall not allow mud to overflow;</li> <li>2. Use of Lean Material Overboard (LMOB) systems shall be prohibited;</li> <li>3. Mechanical grabs shall be designed and maintained to avoid spillage and should seal tightly while being lifted;</li> <li>4. Barges and hopper dredgers shall have tight fitting seals to their bottom openings to prevent leakage of material;</li> <li>5. Any pipe leakages shall be repaired quickly. Plant should not be operated with leaking pipes;</li> <li>6. Loading of barges and hoppers shall be controlled to prevent splashing of dredged material to the surrounding water. Barges or hoppers shall not be filled to a level which will cause overflow of materials or pollution of water during loading or transportation. Excess material shall be cleaned from the decks and exposed fittings of barges and hopper dredgers before</li> <li>7.</li> </ol>						

EIA Ref.	EM&A Log Ref	Environmental Mitigation Measures	Objectives of the Recommended Measures & Main Concerns to address	Who to implement the measures?	Location	When to implement the measures?	What requirements or standards for the measure to achieve?	Implementation Status
S9 11.1.3 of HKBC/FEIA and S6.10 of TMCLKLEIA	W2	<p>the vessel is moved;</p> <p>8. Adequate freeboard shall be maintained on barges to reduce the likelihood of decks being washed by wave action;</p> <p>9. All vessels shall be sized such that adequate clearance is maintained between vessels and the sea bed at all states of the tide to ensure that undue turbidity is not generated by turbulence from vessel movement or propeller wash;</p> <p>10. The works shall not cause foam, oil, grease, litter or other objectionable matter to be present in the water within and adjacent to the works site.</p> <p><u>Land Works</u></p> <p>General construction activities on land should also be governed by standard good working practice. Specific measures to be written into the works contracts should include:</p> <ul style="list-style-type: none"> <li>- wastewater from temporary site facilities should be controlled to prevent direct discharge to surface or marine waters;</li> <li>- sewage effluent and discharges from on-site kitchen facilities shall be directed to Government sewer in accordance with the requirements of the WPCO or collected for disposal offsite. The use of soakaways shall be avoided;</li> <li>- storm drainage shall be directed to storm drains via adequately designed sand/silt removal facilities such as sand traps, silt traps and sediment basins. Channels, earth bunds or sand bag barriers should be provided on site to properly direct stormwater to such silt removal facilities. Catchpits and perimeter channels</li> </ul>	To control construction water quality	Contractor	All land-based construction sites	Construction stage	TM-EIAO	V

EIA Ref.	EM&A Log Ref	Environmental Mitigation Measures	Objectives of the Recommended Measures & Main Concerns to address	Who to implement the measures?	Location	When to implement the measures?	What requirements or standards for the measure to achieve?	Implementation Status
		<ul style="list-style-type: none"> <li>- should be constructed in advance of site formation works and earthworks;</li> <li>- silt removal facilities, channels and manholes shall be maintained and any deposited silt and grit shall be removed regularly, including specifically at the onset of and after each rainstorm;</li> <li>- temporary access roads should be surfaced with crushed stone or gravel;</li> <li>- rainwater pumped out from trenches or foundation excavations should be discharged into storm drains via silt removal facilities;</li> <li>- measures should be taken to prevent the washout of construction materials, soil, silt or debris into any drainage system;</li> <li>- open stockpiles of construction materials (e.g. aggregates and sand) on site should be covered with tarpaulin or similar fabric during rainstorms;</li> <li>- manholes (including any newly constructed ones) should always be adequately covered and temporarily sealed so as to prevent silt, construction materials or debris from getting into the drainage system, and to prevent storm run-off from getting into foul sewers;</li> <li>- discharges of surface run-off into foul sewers must always be prevented in order not to unduly overload the foul sewerage system;</li> <li>- all vehicles and plant should be cleaned before they leave the construction site to ensure that no earth, mud or debris is deposited by them on roads. A wheel washing bay should be provided at every site exit;</li> <li>- wheel wash overflow shall be</li> </ul>						

EIA Ref.	EM&A Log Ref	Environmental Mitigation Measures	Objectives of the Recommended Measures & Main Concerns to address	Who to implement the measures?	Location	When to implement the measures?	What requirements or standards for the measure to achieve?	Implementation Status
		<p>directed to silt removal facilities before being discharged to the storm drain;</p> <ul style="list-style-type: none"> <li>- the section of construction road between the wheel washing bay and the public road should be surfaced with crushed stone or coarse gravel;</li> <li>- wastewater generated from concreting, plastering, internal decoration, cleaning work and other similar activities, shall be screened to remove large objects;</li> <li>- vehicle and plant servicing areas, vehicle wash bays and lubrication facilities shall be located under roofed areas. The drainage in these covered areas shall be connected to foul sewers via a petrol interceptor in accordance with the requirements of the WPCO or collected for off site disposal;</li> <li>- the contractors shall prepare an oil / chemical cleanup plan and ensure that leakages or spillages are contained and cleaned up immediately;</li> <li>- waste oil should be collected and stored for recycling or disposal, in accordance with the Waste Disposal Ordinance;</li> <li>- all fuel tanks and chemical storage areas should be provided with locks and be sited on sealed areas. The storage areas should be surrounded by bunds with a capacity equal to 110% of the storage capacity of the largest tank; and</li> <li>- surface run-off from bunded areas should pass through oil/grease traps prior to discharge to the stormwater system.</li> </ul>						

EIA Ref.	EM&A Log Ref	Environmental Mitigation Measures	Objectives of the Recommended Measures & Main Concerns to address	Who to implement the measures?	Location	When to implement the measures?	What requirements or standards for the measure to achieve?	Implementation Status
S9.14 of HKBCFEIA and S6.10 of TMCLKLEIA	W3	Implement a water quality monitoring programme	Control water quality	Contractor of Contract No. HY/2013/04	At identified monitoring location	During Construction stage	- TM-water - Water Pollution Control Ordinance	V
<b>Ecology (construction Phase)</b>								
S10.7 of HKBCFEIA and S8.14 of TMCLKLEIA	E1	<ul style="list-style-type: none"> <li>- Use closed grab in dredging works.</li> <li>- Install silt curtain during the construction.</li> <li>- Limit dredging and works fronts.</li> <li>- Construct seawall prior to reclamation filling where practicable.</li> <li>- Good site practices</li> <li>- Strict enforcement of no marine dumping.</li> <li>- Site runoff control</li> <li>- Spill response plan</li> </ul>	Minimize marine water quality impacts	Contractor	Seawall, reclamation area	During construction	TM-Water	V
S10.7 of HKBCFEIA	E2	Watering to reduce dust generation; prevention of siltation of freshwater habitats; Site runoff should be desilted, to reduce the potential for suspended sediments, organics and other contaminants to enter streams and standing freshwater.	Prevent Sedimentation from Land-based works areas	Contractor	Land-based works areas	During construction	TM-Water	V
S10.7 of HKBCFEIA and S8.14 of TMCLKLEIA	E3	Good site practices, including strictly following the permitted works hours, using quieter machines where practicable, and avoiding excessive lightings during night time.	Prevent disturbance to terrestrial fauna and habitats	Contractor	Land-based works areas	During construction		V
S10.7 of HKBCFEIA and S8.14 of TMCLKLEIA	E4	<ul style="list-style-type: none"> <li>- Dolphin Exclusion Zone</li> <li>- Dolphin watching plan</li> </ul>	Minimize temporary marine habitat loss impact to dolphins	Contractor	Marine works	During marine works	TM-EIAO	V
S10.7 of HKBCFEIA and S8.14 of TMCLKLEIA	E5	<ul style="list-style-type: none"> <li>- Decouple compressors and other equipment on working vessels</li> <li>- Proposal on design and implementation of acoustic decoupling</li> <li>- measures applied during dredging</li> </ul>	Minimize marine noise impacts on dolphins	Contractor	Marine works	During marine works	- TM-EIAO - Marine Park Regulations	

EIA Ref.	EM&A Log Ref	Environmental Mitigation Measures	Objectives of the Recommended Measures & Main Concerns to address	Who to implement the measures?	Location	When to implement the measures?	What requirements or standards for the measure to achieve?	Implementation Status
		<ul style="list-style-type: none"> <li>- and reclamation works</li> <li>- Avoidance of percussive piling</li> </ul>						
S10.7 of HKBCFEIA and S8.14 of TMCLKLEIA	E6	<ul style="list-style-type: none"> <li>- Control vessel speed</li> <li>- Skipper training</li> <li>- Predefined and regular routes for working vessels; avoid Brothers Islands</li> </ul>	Minimize marine traffic disturbance on dolphins	Contractor	Marine traffic	During marine works		V
S10.10 of HKBCFEIA and S8.14 of TMCLKLEIA	E7	Vessel based dolphin monitoring	Minimize marine traffic disturbance on dolphins	Contractor of Contract No. HY/2013/04	Northeast and Northwest Lantau	During marine works		V
<b>Fisheries</b>								
S11.7 of HKBCFEIA	F1	<ul style="list-style-type: none"> <li>- Reduce re-suspension of sediments</li> <li>- Limit dredging and works fronts.</li> <li>- Good site practices</li> </ul>	Minimize marine water quality Impacts	Contractor	Seawall, reclamation area	During construction	TM-Water	V
S11.7 of HKBCFEIA	F2	Install silt-grease trap in the drainage system collecting surface runoff	Minimize impacts on marine water quality impacts	Designer	Reclamation area	During construction	TM-Water	V
<b>Landscape &amp; Visual (Detailed Design Phase)</b>								

EIA Ref.	EM&A Log Ref	Environmental Mitigation Measures	Objectives of the Recommended Measures & Main Concerns to address	Who to implement the measures?	Location	When to implement the measures?	What requirements or standards for the measure to achieve?	Implementation Status
S14.3.3.1 of HKBCFEIA	LV1	<p>General design measures include:</p> <ul style="list-style-type: none"> <li>- Roadside planting and planting along the edge of the reclamation is proposed;</li> <li>- Transplanting of mature trees in good health and amenity value where appropriate and reinstatement of areas disturbed during construction by compensatory hydro-seeding and planting;</li> <li>- Protection measures for the trees to be retained during construction activities;</li> <li>- Maximizing new tree, shrub and other vegetation planting to compensate tree felled and vegetation removed;</li> <li>- Providing planting area around peripheral of HKBCF for tree planting screening effect; and</li> <li>- Providing salt-tolerant native trees along the planter strip at affected seawall and newly reclaimed coastline.</li> </ul>	Minimize visual & landscape impacts	Contractor	HKBCF	Design Stage		V
<b>Landscape &amp; Visual (Construction Phase)</b>								
S14.3.3.3 of HKBCFEIA and S10.9 of TMCLKLEIA	LV2	<p><u>Mitigate Landscape Impacts</u></p> <p>G1. Grass-hydroseed or sheeting bare soil surface and stock pile areas.</p> <p>G2. Add planting strip and automatic irrigation system if appropriate at some portions of bridge or footbridge to screen bridge and traffic.</p> <p>G3. For HKLR, providing aesthetic design on the viaduct, tunnel portals, at-grade roads and reclamation (e.g. subtle colour tone and slim form for viaduct, aesthetic design of the bridge form and its structural elements including</p>	Minimize visual & landscape impacts	Contractor	All Site Area  All Site Area  N/A	Construction stage		V (Establishment)  V (Establishment)  N/A

EIA Ref.	EM&A Log Ref	Environmental Mitigation Measures	Objectives of the Recommended Measures & Main Concerns to address	Who to implement the measures?	Location	When to implement the measures?	What requirements or standards for the measure to achieve?	Implementation Status
		the parapet, soffit, columns and so on and decorative urban design elements and lightings for the HKLR; featured form of tunnel portals, roadside planting along at-grade roads and landscape berm on & planting along edge of reclamation area) to beautify the HKLR alignment.						
		G4. For HKBCF, providing aesthetic architectural design on the related buildings (e.g. similar materials for PCB building facade to Airport buildings, roof planting and subtle materials for other facilities buildings and so on), and the related infrastructure (e.g. parapet planting and transparent cover for elevated footbridges) to provide harmonic atmosphere of the HKBCF			All Site Area			V (Establishment)
		G5. Vegetation reinstatement and upgrading to disturbed areas.			Portion D			V (Establishment)
		G6. Maximize new tree, shrub and other vegetation planting to compensate tree felled and vegetation removed.			All Site Area			V (Establishment)
		G7. Provide planting area around peripheral of and within HKBCF and HKLR for tree screening buffer effect.			All Site Area			V (Establishment)
		G8. Plant salt tolerant native tree and shrubs etc along the planter strip at affected seawall.		Shatin to Central Link (SCL) and Central Kowloon Route (CKR) projects	N/A			N/A
		G9. Reserve of loose natural granite rocks for re-use. Provide new coastline to adopt "natural-look" by means of using armour rocks in the form of natural rock materials and planting strip area accommodating screen buffer to enhance "natural-look" of the new		Contractor	All Site Area			V (Establishment)



EIA Ref.	EM&A Log Ref	Environmental Mitigation Measures	Objectives of the Recommended Measures & Main Concerns to address	Who to implement the measures?	Location	When to implement the measures?	What requirements or standards for the measure to achieve?	Implementation Status
S10.9 of TMCLKLEIA	LV3	<p>coastline</p> <p><i>Mitigate Landscape Impacts</i></p> <p>CM1. Existing trees on boundary of the Project Area shall be carefully protected during construction. Detailed Tree Protection Specification shall be provided in the Contract Specification. Under this specification, the Contractor shall be required to submit, for approval, a detailed working method statement for the protection of trees prior to undertaking any works adjacent to all retained trees, including trees in contractor's works areas. (Tree protection measures will be detailed at Tree Removal Application stage).</p> <p>CM2. Trees unavoidably affected by the works shall be transplanted where practical. Trees will be transplanted straight to their final receptor site and not held in a temporary nursery. A detailed Tree Transplanting Specification shall be provided in the Contract Specification. Sufficient time for necessary tree root and crown preparation periods shall be allowed in the project programme.</p> <p>CM7. Ensure no run-off into water body adjacent to the Project Area.</p> <p>CM9. Recycle/Reuse all felled trees and vegetation, e.g. mulching.</p>	<p>Minimize impact</p> <p>landscape</p>	Contractor	All construction site areas	Construction stage		N/A
S14.3.3.3 of HKBCFEIA	LV4	<p>Mitigate Visual Impacts</p> <p>V1. Minimize time for construction activities during construction period.</p>	<p>Minimize visual landscape impacts</p>	Contractor	All construction site areas	Construction stage		V

EIA Ref.	EM&A Log Ref	Environmental Mitigation Measures	Objectives of the Recommended Measures & Main Concerns to address	Who to implement the measures?	Location	When to implement the measures?	What requirements or standards for the measure to achieve?	Implementation Status
		Mitigate Visual Impacts V2. Provide screen hoarding at the portion of the project site/ works areas storage areas near VSRs who have close low-level views to the Project during HKBCF construction.						N/A
S10.9 of TMCLKLEIA	LV5	Mitigate Visual Impacts CM5. Screening of construction works by hoardings around works area in visually unobtrusive colors, to screen works. CM6. Control night-time lighting and glare by hooding all lights. CM8. Avoidance of excessive height and bulk of buildings and structures.	Minimize visual impact	Contractor	All construction site areas	Construction stage		N/A
<b>EM&amp;A</b>								
S15.2.2 of HKBCFEIA	EM1	An Independent Environmental Checker needs to be employed as per the EM&A Manual.	Control Performance	Project Proponent	All construction site areas	Construction stage	EIAO Guidance Note No. 4/2002 TM_EIAO	V
S15.5 - S15.6 of HKBCFEIA	EM2	An Environmental Team needs to be employed as per the EM&A Manual. Prepare a systematic Environmental Management Plan to ensure effective implementation of the mitigation measures. An environmental impact monitoring needs to be implementing by the Environmental Team to ensure all the requirements given in the EM&A Manual are fully complied with.	Perform environmental monitoring & auditing	Contractor	All construction site areas	Construction stage	EIAO Guidance Note No. 4/2002 TM_EIAO	V

Legend: V = implemented; x = not implemented; N/A = not applicable



## **Appendix H**

### **Statistics on Environmental Complaints, Notification of Summons and Successful Prosecutions**



### Statistics on Environmental Complaints, Notification of Summons and Successful Prosecutions

Reporting Period	Cumulative Statistic		
	Complaints	Notifications of summons	Successful prosecutions
The reporting period	0	0	0
From commencement date of construction to end of reporting month	19	0	0



東業德勤測試顧問有限公司  
ETS-TESTCONSULT LIMITED

## **Appendix I**

### **Environmental Site Inspection Schedule**

**Contract No.: HY/2013/02**  
**Hong Kong – Zhuhai – Macao Bridge**  
**Hong Kong Boundary Crossing Facilities – Infrastructure Works Stage I**  
**(Western Portion)**

**Schedule for Weekly Environmental Site Inspection**

**January 2019**

Sun	Mon	Tue	Wed	Thu	Fri	Sat
		1	2	3	4	5
6	7	8	9	10 #	11	12
13	14	15	16	17 #	18	19
20	21	22	23	24 #	25	26
27	28	29	30	31 #		

Remark:

(#) Due to the commence operation of HKBCF on 24 October 2018, environmental site inspection would only be conducted if there are any ad-hoc construction works within the construction site of Contract No. HY/2013/02. In January 2019, there were no ad-hoc construction works raised by the Contractor and thus no environmental site inspection had been conducted during the reporting month.

**Contract No.: HY/2013/02**  
**Hong Kong – Zhuhai – Macao Bridge**  
**Hong Kong Boundary Crossing Facilities – Infrastructure Works Stage I**  
**(Western Portion)**

**Schedule for Weekly Environmental Site Inspection**

**February 2019**

Sun	Mon	Tue	Wed	Thu	Fri	Sat
					1	2
3	4	5	6	7	8 Environmental Site Inspection#	9
10	11	12	13	14 Environmental Site Inspection#	15	16
17	18	19	20	21 Environmental Site Inspection#	22	23
24	25	26	27	28 Environmental Site Inspection#		

Remark:

(#) Due to the commence operation of HKBCF on 24 October 2018, environmental site inspection would only be conducted if there are any ad-hoc construction works within the construction site of Contract No. HY/2013/02.