



# **Development at West Kowloon Cultural District**

Monthly Environmental Monitoring and Audit  
(EM&A) Report for October 2019

November 2019



3/F International Trade Tower  
348 Kwun Tong Road  
Kwun Tong  
Kowloon  
Hong Kong

T +852 2828 5757  
F +852 2827 1823  
mottmac.hk

# **Development at West Kowloon Cultural District**

Monthly Environmental Monitoring and Audit  
(EM&A) Report for October 2019

November 2019





**This Monthly EM&A Report has been reviewed and certified by the Environmental Team Leader (ETL) and verified by the Independent Environmental Checker (IEC).**

**Certified by:**



---

Brian Tam  
Environmental Team Leader (ETL)  
West Kowloon Cultural District Authority

Date

14 Nov 2019

**Verified by:**



---

Fredrick Leong  
Independent Environmental Checker (IEC)  
Meinhardt Infrastructure & Environment Ltd

Date

14 Nov 2019

# Contents

Executive Summary	1
<b>1 Introduction</b>	<b>3</b>
1.1 Background	3
1.2 Project Organisation	3
1.3 Environmental Status in the Reporting Period	3
1.4 Summary of EM&A Requirements	4
<b>2 Impact Monitoring Methodology</b>	<b>6</b>
2.1 Introduction	6
2.2 Air Quality	6
2.2.1 Monitoring Parameters, Frequency and Duration	6
2.2.2 Monitoring Locations	6
2.2.3 Monitoring Equipment	6
2.2.4 Monitoring Methodology	7
2.3 Noise	8
2.3.1 Monitoring Parameters, Frequency and Duration	8
2.3.2 Monitoring Location	9
2.3.3 Monitoring Equipment	9
2.3.4 Monitoring Methodology	9
2.4 Landscape and Visual	10
2.4.1 Monitoring Program	10
<b>3 Monitoring Results</b>	<b>11</b>
3.1 Impact Monitoring	11
3.2 Air Quality Monitoring	11
3.2.1 1-hour TSP	11
3.2.2 24-hour TSP	11
3.3 Noise Monitoring	12
3.4 Landscape and Visual Impact	12
<b>4 Environmental Site Inspection</b>	<b>13</b>
4.1 Site Inspection	13
4.1.1 M+ Museum	13
4.1.2 Lyric Theatre Complex	13
4.2 Advice on the Solid and Liquid Waste Management Status	14
4.2.1 M+ Museum	14
4.2.2 Lyric Theatre Complex	14
4.3 Status of Environmental Licenses and Permits	15
4.3.1 M+ Museum	15

4.3.2	Lyric Theatre Complex	15
4.4	Recommended Mitigation Measures	15
4.4.1	M+ Museum	16
4.4.2	Lyric Theatre Complex	16
5	Compliance with Environmental Permit	17
6	Report in Non-compliance, Complaints, Notification of Summons and Successful Prosecutions	18
6.1	Record on Non-compliance of Action and Limit Levels	18
6.2	Record on Environmental Complaints Received	18
6.3	Record on Notifications of Summons and Successful Prosecution	18
7	Future Key Issues	19
7.1	Construction Works for the Coming Month(s)	19
7.1.1	M+ Museum	19
7.1.2	Lyric Theatre Complex	19
7.2	Key Issues for the Coming Month	19
7.2.1	M+ Museum	19
7.2.2	Lyric Theatre Complex	20
7.3	Monitoring Schedule for the Coming Month	20
8	Conclusions and Recommendations	21
8.1	Conclusions	21
8.2	Recommendations	21
Figure 1	Site Layout Plan and Monitoring Stations	22
	Appendices	23
A.	Project Organisation	24
B.	Tentative Construction Programme	25
C.	Action and Limit Levels for Construction Phase	26
D.	Event and Action Plan for Air Quality, Noise, Landscape and Visual Impact	27
E.	Monitoring Schedule	28
F.	Calibration Certifications	29
G.	Graphical Plots of the Monitoring Results	30

H.	Meteorological Data Extracted from Hong Kong Observatory	31
I.	Waste Flow table	32
J.	Environmental Mitigation Measures – Implementation Status	33
K.	Cumulative Statistics on Complaints, Notifications of Summons and Successful Prosecutions	34

# Executive Summary

Mott MacDonald Hong Kong Limited (MMHK) was commissioned to undertake the Environmental Team (ET) services (including environmental monitoring and audit (EM&A)) for the construction of M+ Museum Main Works (Contract No.: CC/2015/3A/022) and Lyric Theatre Complex including the Foundation Works (Contract No.: CC/2015/3A/014) and L1 Contract (Contract No. CC/2017/3A/030) at West Kowloon Cultural District (WKCD) (The Project) as part of the WKCD development. The Project Proponent is the West Kowloon Cultural District Authority (WKCD). The construction works and EM&A programme for M+ Museum and Lyric Theatre Complex commenced on 31 October 2015 and 1 March 2016 respectively.

The overall works for the WKCD fall under two separate categories of Designated Project (DP) of the Environmental Impact Assessment Ordinance (EIAO), namely an “engineering feasibility study of urban development projects with a study area covering more than 20 ha or involving a total population of more than 100 000” (Item 3 of Schedule 3) and “an underpass more than 100m in length under the built areas” (Item A.9, Part I, Schedule 2). An Environmental Permit No. EP-453/2013/B (EP) was issued with respect to the “Underpass Road and Austin Road Flyover Serving the West Kowloon Cultural District” which specifically includes the abovementioned category of DP under Item A.9, Part I, Schedule 2 of the EIAO.

This Monthly EM&A Report presents the monitoring works at M+ Museum and Lyric Theatre Complex from 1 October to 31 October 2019.

## **Exceedance of Action and Limit Levels**

There was no breach of Action or Limit levels for Air Quality (1-hour TSP and 24-hour TSP) and Noise in this reporting month.

## **Implementation of Mitigation Measures**

Construction phase weekly site inspections were carried out on 3, 8, 15, 22 and 29 October 2019 for M+ Museum and 2, 9, 16, 23 and 30 October 2019 for Lyric Theatre Complex to confirm the implementation measures undertaken by the Contractors in the reporting month. The outcomes are presented in Section 4 and the status of implementation of mitigation measures in the site is shown in **Appendix J**.

Landscape and visual impact inspections were conducted as part of the abovementioned weekly site inspections during the reporting month. No adverse comment on landscape and visual aspects was made during these inspections.

EPD site inspection with contractor was conducted on 25 October 2019 at Lyric Theatre Complex. No adverse comment was made.

## **Record of Complaints**

No environmental complaint was recorded in the reporting month.

## **Record of Notifications of Summons and Successful Prosecutions**

No notifications of summons and successful prosecutions were recorded in the reporting month.

## **Future Key Issues**

The major site works for M+ Museum scheduled to be commissioned in the coming month include:

- Structure
  - M+ Podium: Structural works completed
  - CSF RF: Structure work for Slab
  - RDE RF: Structure work for Slab
- Facade
  - Installation of panels on M+ tower completed
  - Installation of façade on 13/F of RDE
- MEP
  - BEL, ELV, BFS, BPD, BME works from B2 to 3/F of M+
  - BEL, ELV, BFS, BPD, BME works from G/F to 15/F of RDE
  - BEL, ELV, BFS, BPD, BME works from G/F to 11/F
- ABWF
  - Block wall erection, Floor screed for plant room area and corridor area, wall plastering, raised floor & dry wall work up to M+ G/F – 3/F
  - Paint/sealer, plaster, Front of house work up to M+ 16/F
  - Steel platform, Plastering, Artwall/drywall stud erection, False ceiling sub-frame installation of RDE from 1MF to 5/F
  - Fairface remedial work, gypsum block, waterproofing, floor screed, foamglas and gypsum block, skim coat and painting, self-levelling screed, floating floor of CSF building from 1/F to 8/F

The major site works for Lyric Theatre Complex scheduled to be commissioned in the coming month include:

- Concreting and rebar fixing in main cofferdam and Area 6;
- Installation of ELS;
- Grouting activities;
- Installation of formwork;
- Concrete breaking; and
- Clutches pipe pile.

Potential environmental impacts due to the construction activities, including air quality, noise, water quality, waste, landscape and visual, will be monitored or reviewed. The recommended environmental mitigation measures shall be implemented on site and regular inspections as required will be carried out to ensure that the environmental conditions are acceptable.

# 1 Introduction

## 1.1 Background

Mott MacDonald Hong Kong Limited (MMHK) was commissioned to undertake the Environmental Team (ET) services (including environmental monitoring and audit (EM&A)) for the construction of M+ Museum Main Works (Contract No.: CC/2015/3A/022) and Lyric Theatre Complex including the Foundation Works (Contract No.: CC/2015/3A/014) and L1 Contract (Contract No. CC/2017/3A/030) at West Kowloon Cultural District (WKCD) (The Project) as part of the WKCD development. The Project Proponent is the West Kowloon Cultural District Authority (WKCDA). The construction works and EM&A programme for M+ Museum and Lyric Theatre Complex commenced on 31 October 2015 and 1 March 2016 respectively.

The overall works for the WKCD fall under two separate categories of Designated Project (DP) of the Environmental Impact Assessment Ordinance (EIAO), namely an “engineering feasibility study of urban development projects with a study area covering more than 20 ha or involving a total population of more than 100 000” (Item 3 of Schedule 3) and “an underpass more than 100m in length under the built areas” (Item A.9, Part I, Schedule 2). An Environmental Permit No. EP-453/2013/B (EP) was issued with respect to the “Underpass Road and Austin Road Flyover Serving the West Kowloon Cultural District” which specifically includes the abovementioned category of DP under Item A.9, Part I, Schedule 2 of the EIAO. The captioned projects include part of the abovementioned underpass road located within the site boundary also falls under this same category.

The M+ Museum development aims to provide an iconic presence for the M+ Museum, semi-transparent vertical plane, housing education facilities, a public restaurant and museum offices. At ground and lower levels, generous access will be provided to the park and other West Kowloon Cultural District facilities, alongside a public resource centre, theatres, retail and dining, and back-of-house functions.

The 1,200-seat Lyric Theatre Complex will be Hong Kong’s first world-class facility for dance performances, including ballet, contemporary and Chinese dance forms. In the run up to the opening of further major performing arts venues in the WKCD, it will also be used for a wide variety of performing arts events including drama, opera and musical performances. The Lyric Theatre Complex will act as a platform for Hong Kong’s leading arts organisations, and be a new major venue to show programmes from Asia and worldwide.

The Monthly EM&A Report is prepared in accordance with the Condition 3.4 of the Environmental Permit No. EP-453/2013/B. This Monthly EM&A Report presents the monitoring works at M+ Museum and Lyric Theatre Complex from 1 October to 31 October 2019. The purpose of this report is to summarise the findings in the EM&A of the project over the reporting period.

## 1.2 Project Organisation

The organisation chart and lines of communication with respect to the on-site environmental management structure together with the contact information of the key personnel are shown in **Appendix A**.

## 1.3 Environmental Status in the Reporting Period

During the reporting period, construction works at M+ Museum undertaken include:

- Structure
  - M+ Podium: Structural works completed

- CSF RF: Structure work for Slab
- RDE RF: Structure work for Slab
- Facade
  - Installation of panels on M+ tower completed
  - Installation of façade on 12/F of RDE
- MEP
  - BEL, ELV, BFS, BPD, BME works from B2 to 3/F of M+
  - BEL, ELV, BFS, BPD, BME works from G/F to 15/F of RDE
  - BEL, ELV, BFS, BPD, BME works from G/F to 11/F
- ABWF
  - Block wall erection, Floor screed for plant room area and corridor area, wall plastering, raised floor & dry wall work up to M+ G/F – 3/F
  - Blockwork plaster, paint/sealer, plaster, drywall subframe, Front of house work wall plastering work up to M+ 16/F
  - Steel platform, plastering, Artwall/drywall stud erection, False ceiling sub-frame installation of RDE from 1/F to 5/F
  - Fairface remedial work, gypsum block, waterproofing, floor screed, foamglas and gypsum block, skim coat and painting, self-levelling screed, floating floor of CSF building from 1/F to 8/F

During the reporting period, construction works at Lyric Theatre Complex undertaken include:

- Concreting and rebar fixing in main cofferdam and Area 6;
- Installation of ELS;
- Grouting activities;
- Installation of formwork;
- Concrete breaking; and
- Clutches pipe pile.

The Construction Works Programme of M+ Museum and Lyric Theatre Complex is provided in **Appendix B**. A layout plan of the Project is provided in **Figure 1**. Please refer to **Table 4.3** and **Table 4.4** on the status of the environmental licenses.

## 1.4 Summary of EM&A Requirements

The EM&A programme requires environmental monitoring of air quality, noise, landscape and visual as specified in the approved EM&A Manual.

A summary of impact EM&A requirements is presented in **Table 1.1**.

**Table 1.1: Summary of Impact EM&A Requirements**

Parameters	Descriptions	Locations	Frequencies
Air Quality	24-Hour TSP	AM1 - International Commerce Centre	At least once every 6 days
	1-Hour TSP	AM1 - International Commerce Centre	At least 3 times every 6 days
	24-Hour TSP	AM2B - 1st Floor of Gammon's Site Office	At least once every 6 days
	1-Hour TSP	AM2B - 1st Floor of Gammon's Site Office	At least 3 times every 6 days
Noise	L <sub>eq</sub> , 30 minutes	NM1A - International Commerce Centre	Weekly



Parameters	Descriptions	Locations	Frequencies
Landscape & Visual	Monitor implementation of proposed mitigation measures during the construction stage	As described in Table 9.1 and 9.2 of the EM&A Manual	Bi-weekly

Given that the Project covers only a small part of the whole WKCD area (i.e. M+ Museum, Lyric Theatre Complex and respective portions of underpass road), it was proposed that the EM&A programme for the Project should only require 1 noise monitoring station and 2 air quality monitoring stations located closest to the Project area. Currently, the works under the captioned project are confined in the western part of the WKCD site. Therefore, only the monitoring stations AM1, AM2 and NM1 were set up. Other monitoring locations are too far away (i.e. AM3 to AM5 and NM2 to NM5) are not included in this EM&A programme until the construction of the corresponding area commences.

The Harbourside management office formally rejected our proposal of setting up air quality and noise monitoring equipment on its premises at the podium level of Tower 1 (AM2/NM1) on 10 November 2015. Alternative noise monitoring location was identified at The Arch (NM2), however The Arch management office formally rejected our proposal of setting up noise monitoring equipment on its premises on 23 November 2015. Nevertheless, suitable air quality monitoring location at AM2 was identified on the ground floor in front of The Harbourside Tower 1, which is at the same location as that of baseline monitoring for consistency. No management approval is required at the ground floor for conducting the air monitoring. However, the electricity supply at AM2 was suspended from 31 August 2016 and was no longer available. In order to have a more secure electricity supply, an alternative air monitoring location (AM2A) was identified at Austin Road West opposite to The Harbourside Tower 1, which is close to Lyric Theatre Complex site entrance. This alternative air monitoring location was approved by EPD on 28 September 2016. Due to works programme, the air monitoring location AM2A has been relocated to the alternative monitoring location AM2B at the 1st floor of Gammon's site office, which was approved by EPD on 21 February 2019. Meanwhile, the opportunity of setting up the air monitoring location at The Harbourside is being explored. Noise monitoring at G/F of Harbourside will not be representative. Approval from the management office of the International Commerce Centre has been granted on 29 February 2016 for conducting noise monitoring at the alternative noise monitoring location identified at the podium floor (NM1A) which is free from screening to the construction activities. Therefore, 2 air quality monitoring stations and 1 noise impact monitoring station were confirmed for the impact monitoring.

The Environmental Quality Performance Limits for air quality and noise are shown in **Appendix C**.

The Event and Action Plan for air quality, construction noise, landscape and visual are shown in **Appendix D**.

The EM&A programme followed the recommended mitigation measures in the EM&A Manual. The EM&A requirements as well as the summary of implementation status of the environmental mitigation measures are provided in **Appendix J**.

## 2 Impact Monitoring Methodology

### 2.1 Introduction

For air quality and noise, the monitoring methodology, including the monitoring locations, monitoring equipment used, monitoring parameters, and frequency and duration etc., for air quality and noise are detailed in this Section. The environmental monitoring schedules for the reporting period and the tentative monitoring Schedule for the coming month are provided in **Appendix E**.

For landscape and audit impact, the relevant EM&A monitoring requirements and details are also presented in this Section.

### 2.2 Air Quality

#### 2.2.1 Monitoring Parameters, Frequency and Duration

**Table 2.1** summarizes the monitoring parameters, frequency and duration of the TSP monitoring.

**Table 2.1: Air Quality Monitoring Parameters, Frequency and Duration**

Parameter	Frequency	Duration
24-hour TSP	At least once in every six-days	24 hours
1-hour TSP	At least 3 times every six-days	60 minutes

#### 2.2.2 Monitoring Locations

Currently, the works under the captioned project are confined in the western part of the WKCD site. Therefore, only the monitoring stations AM1 and AM2B were set up at the proposed locations in accordance with updated EM&A Manual. Location of the monitoring station is given in **Table 2.2** and shown in **Figure 1**.

**Table 2.2: Air Quality Monitoring Station**

Monitoring Station	Location
AM1	International Commerce Centre (ICC)
AM2B	1st Floor of Gammon's Site Office

#### 2.2.3 Monitoring Equipment

Continuous 24-hour TSP air quality monitoring was conducted using High Volume Sampler (HVS) (Model: TE-5170) located at the designated monitoring station. The HVS meets all the requirements stated in of the EM&A Manual. Portable direct reading dust meter was used to carry out the 1-hour TSP monitoring. **Table 2.3** summarizes the equipment used in the impact air quality monitoring. Copies of the calibration certificates for the HVS, calibration kit and portable dust meters are attached in **Appendix F**.

**Table 2.3: TSP Monitoring Equipment**

Equipment	Model
<b>24-hour TSP monitoring</b>	
High Volume Sampler	TE-5170 (Serial No.: 0767 and 8919)
Calibrator	TE-5025A (Orifice I.D.: 2454)
<b>1-hour TSP monitoring</b>	
Portable direct reading dust meter	Sibata LD-3B (Serial No.: 235780 and 6Z7784)

Calibration of the HVS (five point calibration) using Calibration Kit was carried out every two months. The HVS calibration orifice will be calibrated annually. Calibration certificate of the TE-5025A Calibration Kit and the HVS are provided in **Appendix F**

The 1-hour TSP monitoring should be determined periodically (e.g. annually) by the HVS to check the validity and accuracy of the results measured by direct reading method.

## 2.2.4 Monitoring Methodology

### 24-hour TSP Monitoring

#### **Installation**

The HVS was installed at the site boundary. The following criteria were considered in the installation of the HVS.

- A horizontal platform with appropriate support to secure the sampler against gusty wind was provided.
- The distance between the HVS and any obstacles, such as buildings, was at least twice the height that the obstacle protrudes above the HVS.
- A minimum of 2 metres separation from walls, parapets and penthouse was required for rooftop sampler.
- A minimum of 2 metres separation from any supporting structure, measured horizontally was required.
- No furnace or incinerator flues or building vent were nearby.
- Airflow around the sampler was unrestricted.
- The sampler has been more than 20 metres from any drip line.
- Permission was obtained to set up the sampler and to obtain access to the monitoring station.
- A secured supply of electricity is needed to operate the sampler.

#### **Preparation of Filter Papers**

- Glass fibre filters were labelled and sufficient filters that were clean and without pinholes were selected.
- The filters used are specified to have a minimum collection efficiency of 99 percent for 0.3 µm (DOP) particles.
- All filters were equilibrated in the conditioning environment for 24 hours before weighing. The conditioning environment temperature was around 25 °C and not variable by more than ±3 °C with relative humidity (RH) < 50% and was not variable by more than ±5 %. A convenient working RH was 40%. All preparation of filters was done by Hong Kong Laboratory Accreditation Scheme (HOKLAS) accredited laboratory.

#### **Field Monitoring Procedures**

- The power supply was checked to ensure the HVS works properly.
- The filter holder and the area surrounding the filter were cleaned.
- The filter holder was removed by loosening the four bolts and a new filter, with stamped number upward, on a supporting screen was aligned carefully.
- The filter was properly aligned on the screen so that the gasket formed an airtight seal on the outer edges of the filter.
- The swing bolts were fastened to hold the filter holder down to the frame. The pressure applied should be sufficient to avoid air leakage at the edges.
- The shelter lid was closed and was secured with the aluminium strip.
- The HVS was warmed-up for about 5 minutes to establish run-temperature conditions.
- A new flow rate record sheet was set into the flow recorder.
- The flow rate of the HVS was checked and adjusted at around 1.3 m<sup>3</sup>/min. The range specified in the EM&A Manual was between 0.6-1.7 m<sup>3</sup>/min.

- The programmable timer was set for a sampling period of 24 hours, and the starting time, weather condition and the filter number were recorded.
- The initial elapsed time was recorded.
- At the end of sampling, the sampled filter was removed carefully and folded in half length so that only surfaces with collected particulate matter were in contact.
- It was then placed in a clean plastic envelope and sealed.
- All monitoring information was recorded on a standard data sheet.
- Filters were sent to a Hong Kong Laboratory Accreditation Scheme (HOKLAS) accredited laboratory for analysis.

### Maintenance and Calibration

- The HVS and its accessories are maintained in good working condition, such as replacing motor brushes routinely and checking electrical wiring to ensure a continuous power supply.
- HVSs were calibrated upon installation and thereafter at bi-monthly intervals. The calibration kits were calibrated annually.
- Calibration records for HVS and calibration kit are shown in **Appendix F**.

### 1-hour TSP Monitoring

#### Field Monitoring

The measuring procedures of the 1-hour dust meter are in accordance with the Manufacturer's Instruction Manual as follows:

- Turn the power on.
- Close the air collecting opening cover.
- Push the "TIME SETTING" switch to [BG].
- Push "START/STOP" switch to perform background measurement for 6 seconds.
- Turn the knob at SENSI ADJ position to insert the light scattering plate.
- Leave the equipment for 1 minute upon "SPAN CHECK" is indicated in the display.
- Push "START/STOP" switch to perform automatic sensitivity adjustment. This measurement takes 1 minute.
- Pull out the knob and return it to MEASURE position.
- Setting time period of 1 hour for the 1-hour TSP measurement.
- Push "START/STOP" to start the 1-hour TSP measurement.
- Regular checking of the time period setting to ensure monitoring time of 1 hour.

### Maintenance and Calibration

- The 1-hour dust meter would be checked at 3-month intervals and calibrated at 1-year intervals throughout all stages of the air quality monitoring.
- Calibration records for direct dust meters are shown in **Appendix F**.

### Weather Condition

- Meteorological data extracted from Hong Kong Observatory for the reporting month is provided in **Appendix H**.

## 2.3 Noise

### 2.3.1 Monitoring Parameters, Frequency and Duration

**Table 2.4** summarizes the monitoring parameters, frequency and duration of noise monitoring. The noise in A-weighted levels  $L_{eq}$ ,  $L_{10}$  and  $L_{90}$  are recorded in a 30-minute interval between 0700 and 1900 hours.

**Table 2.4: Noise Monitoring Parameters, Period and Frequency**

Time Period	Parameters	Frequency
Daytime on normal weekdays (0700-1900 hours)	$L_{eq}(30 \text{ min})$ , $L_{90}(30 \text{ min})$ & $L_{10}(30 \text{ min})$	Once every week

### 2.3.2 Monitoring Location

Currently, the works under the captioned project are confined in the western part of the WKCD site. Therefore, only the monitoring station NM1A was set up at the proposed location in accordance with updated EM&A Manual. Location of the monitoring station is given in **Table 2.5** and shown in **Figure 1**.

**Table 2.5: Noise Monitoring Station**

Monitoring Station	Location
NM1A	International Commerce Centre (ICC)

### 2.3.3 Monitoring Equipment

Integrating Sound Level Meter was used for noise monitoring. It was a Type 1 sound level meter capable of giving a continuous readout of the noise level readings including equivalent continuous sound pressure level ( $L_{Aeq}$ ) and percentile sound pressure level ( $L_x$ ). They comply with International Electrotechnical Commission Publications 651:1979 (Type 1) and 804:1985 (Type 1). **Table 2.6** summarizes the noise monitoring equipment model being used.

**Table 2.6: Noise Monitoring Equipments**

Monitoring Station	Equipment Model	
	Integrating Sound Level Meter	Calibrator
NM1A	Rion NL-52 (Serial No. 00542913)	LARSON DAVIS CAL200 (Serial No. 11333)

### 2.3.4 Monitoring Methodology

#### Field Monitoring

- The microphone of the Sound Level Meter was set at least 1.2 m above the ground.
- Free Field measurement was made at the monitoring locations.
- The battery condition was checked to ensure the correct functioning of the meter.
- Parameters such as frequency weighting, the time weighting and the measurement time were set as follows:
  - frequency weighting: A
  - time weighting: Fast
  - time measurement: 30 minutes intervals (between 0700-1900 on normal weekdays)
- Prior to and after each noise measurement, the meter was calibrated using a Calibrator for 94 dB at 1 kHz. If the difference in the calibration level before and after measurement was more than 1 dB, the measurement would be considered invalid and has to be repeated after re-calibration or repair of the equipment.
- During the monitoring period, the  $L_{eq}$ ,  $L_{10}$  and  $L_{90}$  were recorded. In addition, any site observations and noise sources were recorded on a standard record sheet.
- A correction of +3dB(A) was made to the free field measurements.

#### Maintenance and Calibration

- The microphone head of the sound level meter and calibrator is cleaned with soft cloth at quarterly intervals.
- The sound level meter and calibrator are sent to the supplier or HOKLAS laboratory to check and calibrate at yearly intervals.
- Calibration records are shown in **Appendix F**.

## Weather Condition

- Meteorological data extracted from Hong Kong Observatory for the reporting month is provided in **Appendix H**.

## 2.4 Landscape and Visual

### 2.4.1 Monitoring Program

**Table 2.7** details the monitoring program (as proposed in the WKCD EIA report) for landscape and visual impact during the construction phase.

**Table 2.7: Monitoring Program for Landscape and Visual Impact during Construction Phase**

Stage	Monitoring Task	Frequency	Report	Approval
Construction	Monitor implementation of proposed mitigation measures during the construction stage.	Bi-weekly	ET to report on Contractor's compliance	Counter-signed by IEC

During the landscape and visual impact monitoring, any changes in relation to the landscape and visual amenity should be monitored with reference to the baseline conditions of the site. In addition, mitigation measures were proposed in the WKCD EIA report to minimise the landscape and visual impacts during the construction phase. The proposed mitigation measures as shown in Table 9.1 and Table 9.2 of the EM&A Manual should be checked for proper implementation.

## 3 Monitoring Results

### 3.1 Impact Monitoring

Construction impact monitoring for air quality, noise and landscape and visual impact was undertaken in compliance with the EM&A Manual during the reporting month.

### 3.2 Air Quality Monitoring

#### 3.2.1 1-hour TSP

Results of 1-hour TSP at the monitoring location AM1 and AM2B are summarised in **Table 3.1**. Graphical plots of the monitoring results are shown in **Appendix G**.

**Table 3.1: Summary of 1-hour TSP monitoring results**

Monitoring Station	Monitoring Date	Start Time	1-hour TSP ( $\mu\text{g}/\text{m}^3$ )			Range ( $\mu\text{g}/\text{m}^3$ )	Action Level ( $\mu\text{g}/\text{m}^3$ )	Limit Level ( $\mu\text{g}/\text{m}^3$ )
			1st Result	2nd Result	3rd Result			
AM1	02-Oct-19	13:07	39	46	42	26 – 49	273.7	500
	08-Oct-19	08:10	42	49	47			
	14-Oct-19	08:08	32	28	26			
	18-Oct-19	08:07	34	31	29			
	24-Oct-19	08:10	39	42	48			
	30-Oct-19	08:06	44	49	47			
AM2B	02-Oct-19	13:22	69	74	70	44 – 81	274.2	500
	08-Oct-19	08:24	67	59	80			
	14-Oct-19	08:22	44	52	59			
	18-Oct-19	08:22	46	50	54			
	24-Oct-19	08:24	64	66	60			
	30-Oct-19	08:20	79	81	77			

#### 3.2.2 24-hour TSP

Results of 24-hour TSP at the monitoring location AM1 and AM2B are summarised in **Table 3.2**. Graphical plots of the monitoring results are shown in **Appendix G**.

**Table 3.2: Summary of 24-hour TSP monitoring results**

Monitoring Station	Monitoring Date	Start Time	Monitoring Results ( $\mu\text{g}/\text{m}^3$ )	Range ( $\mu\text{g}/\text{m}^3$ )	Action Level ( $\mu\text{g}/\text{m}^3$ )	Limit Level ( $\mu\text{g}/\text{m}^3$ )
AM1	02-Oct-19	08:05	34	16 – 42	143.6	260
	08-Oct-19	08:08	31			
	14-Oct-19	08:06	16			
	18-Oct-19	08:05	33			
	24-Oct-19	08:08	30			
	30-Oct-19	08:04	42			
AM2B	02-Oct-19	08:20	76	44 – 84	151.1	260
	08-Oct-19	08:22	64			
	14-Oct-19	08:20	58			

Monitoring Station	Monitoring Date	Start Time	Monitoring Results ( $\mu\text{g}/\text{m}^3$ )	Range ( $\mu\text{g}/\text{m}^3$ )	Action Level ( $\mu\text{g}/\text{m}^3$ )	Limit Level ( $\mu\text{g}/\text{m}^3$ )
	18-Oct-19	08:20	45			
	24-Oct-19	08:22	44			
	30-Oct-19	08:18	84			

No exceedance of 1-hour and 24-hour TSP (Action or Limit Level) was recorded in the reporting period.

### 3.3 Noise Monitoring

The construction noise monitoring results at the monitoring location NM1A are summarized in **Table 3.3**. Graphical plots of the monitoring data and the station set-up of a free-field measurement are shown in **Appendix G**.

**Table 3.3: Summary of noise monitoring results during normal weekdays**

Monitoring Date	Start Time	End Time	$L_{\text{eq}}$ (30 mins)*, dB(A)	Limit Level for $L_{\text{eq}}$ (dB(A))
02-Oct-19	10:28	10:58	68.2	
08-Oct-19	10:30	11:00	68.5	
14-Oct-19	10:28	10:58	69.5	75
24-Oct-19	10:30	11:00	69.0	
30-Oct-19	10:26	10:56	68.6	

Remarks:

\* +3dB (A) correction was applied to free-field measurement.

No exceedance (Action/Limit Level) of construction noise was recorded in the reporting period as no noise related environmental complaint was received during the reporting period and noise levels recorded during the monitoring period were below 75 dB(A).

### 3.4 Landscape and Visual Impact

Landscape and visual impact inspections were conducted as part of the weekly site inspections on 3, 15 and 29 October 2019 for M+ Museum, and 9 and 23 October 2019 for Lyric Theatre Complex during the reporting month. As reviewed by the registered Landscape Architect, no adverse comment on landscape and visual aspects was made during these inspections.

The landscape and visual mitigation measures were implemented during the reporting period. The summary of implementation status of the environmental mitigation measures is provided in **Appendix J**.



## 4 Environmental Site Inspection

### 4.1 Site Inspection

#### 4.1.1 M+ Museum

Construction phase weekly site inspections were carried out on 3, 8, 15, 22 and 29 October 2019. The joint site inspection with IEC, ET, ER and Contractor was held on 15 October 2019. All observations have been recorded in the site inspection checklist and passed to the Contractor together with the appropriate recommended mitigation measures where necessary.

The key observations from the site inspections and associated recommendations are summarized in **Table 4.1**.

**Table 4.1: Summary of Site Inspections and Recommendations for M+ Museum**

Inspection Date	Parameter	Observation / Recommendation	Contactor's Responses / Action(s) Undertaken	Close-out (Date)
3 Oct 2019	Water quality	Effluent quality of wetsep was checked. It was found visually clear when comparing with standard solution and within proper pH range.	N/A	N/A
8 Oct 2019	Water quality	Effluent quality of wetsep was checked. It was found visually clear when comparing with standard solution and within proper pH range.	N/A	N/A
15 Oct 2019	Waste management	Stagnant water was observed at drip tray. The contractor was reminded to clean up the water to prevent leakage of chemical.	Stagnant water has cleaned up inside the drip tray.	16 Oct 2019
15 Oct 2019	Water quality	Effluent quality of wetsep was checked. It was found visually clear when comparing with standard solution and within proper pH range.	N/A	N/A
22 Oct 2019	Water quality	Effluent quality of wetsep was checked. It was found visually clear when comparing with standard solution and within proper pH range.	N/A	N/A
29 Oct 2019	Air Quality	Uncovered stockpile was observed at site. The contractor was reminded to cover the stockpile properly by impervious sheeting.	The contractor has covered the stockpile with impervious sheeting.	29 Oct 2019
29 Oct 2019	Water quality	Effluent quality of wetsep was checked. It was found visually clear when comparing with standard solution and within proper pH range.	N/A	N/A

#### 4.1.2 Lyric Theatre Complex

Construction phase weekly site inspections were carried out on 2, 9, 16, 23 and 30 October 2019. The joint site inspection with IEC, ET, ER and Contractor was held on 16 October 2019. All observations have been recorded in the site inspection checklist and passed to the Contractor together with the appropriate recommended mitigation measures where necessary.

EPD site inspection with contractor was conducted on 25 October 2019. PIW, main cofferdam and wastewater treatment facilities had inspected. No adverse comment was made. EPD reminded the contractor to provide water spraying at site haul road more frequently.

The key observations from the site inspections and associated recommendations are summarized in **Table 4.2**.

**Table 4.2: Summary of Site Inspections and Recommendations for Lyric Theatre Complex**

Inspection Date	Parameter	Observation / Recommendation	Contractor's Responses / Action(s) Undertaken	Close-out (Date)
02-Oct-19	Air Quality	Stockpile was observed without cover at area 6. The contractor was reminded to cover it with impervious sheeting.	The contractor has covered the stockpile with impervious sheeting.	02-Oct-19
09-Oct-19	Air Quality	Discolour NRMM label was observed. The contractor was reminded to replace a clear label.	The contractor has replaced a clear NRMM label.	11-Oct-19
16-Oct-19	Air Quality	Discolour NRMM label was observed at a generator. The contractor was reminded to replace a clear label with correct colour.	The contractor has replaced a clear NRMM label with correct colour.	23-Oct-19
30-Oct-19	Water Quality	The contractor was reminded to ensure the pH probe and meter of the wetsep function properly all the time and keep maintenance.	The contractor has ensured the pH probe and meter of the wetsep function properly.	On-going

## 4.2 Advice on the Solid and Liquid Waste Management Status

The Contractors have been registered as a chemical waste producer for the Project. Construction and demolition (C&D) material sorting will be carried out on site. A sufficient number of receptacles were available for general refuse collection.

### 4.2.1 M+ Museum

As advised by the Contractor, 0.0 tonnes, 128.08 tonnes, 76.29 tonnes, 168.59 tonnes of inert C&D material were disposed of as public fill to Chai Wan Public Fill Barging Point, Fill Bank at Tuen Mun Area 38, Fill Bank at Tseung Kwan O Area 137 and Sorting Facilities at Tseung Kwan O Area 137 respectively, while 657.7 tonnes of general refuse were disposed of at SENT landfill. 94.7 tonnes of metals, 0.0 tonne of paper/cardboard packaging, 0.0 tonne of plastic and 450.0 tonnes of timber were collected by recycling contractors in the reporting month. 0.0 tonne of inert C&D materials was reused on site. 0.0 tonnes of inert C&D materials were reused in other projects and 168.6 tonnes of inert C&D materials were disposed to sorting facility. 0.4 tonne of chemical waste was collected by licensed contractors in the reporting period.

The cumulative waste generation records for M+ Museum are shown in **Appendix I**.

### 4.2.2 Lyric Theatre Complex

As advised by the Contractor, 2,864.78 tonnes and 4,063.96 tonnes of inert C&D material were disposed of as public fill to Tseung Kwan O Area 137 Public Fill and Tuen Mun Area 38 Public Fill respectively, while 217.3 tonnes of general refuse were disposed of at SENT and WENT landfill. 11.4 tonnes of metals, 0.0 tonne of paper/cardboard packaging, 1.0 tonne of plastic and 0.0 tonne of timber was collected by recycling contractors in the reporting month. 0.0 tonne of inert C&D materials was reused on site. 0.0 tonnes of inert C&D materials were reused in other projects and 15.9 tonnes of inert C&D materials were imported for reuse at site. 26.1 tonnes of inert C&D materials were disposed to sorting facility and 0.6 tonne of chemical waste was collected by licensed contractors in the reporting period.

The actual amounts of different types of waste generated by the activities of construction works at Lyric Theatre Complex in the reporting month are shown in **Appendix I**.

### 4.3 Status of Environmental Licenses and Permits

The environmental permits, licenses, and/or notifications on environmental protection for this Project which were valid during the period are summarised in **Tables 4.3** and **4.4**.

#### 4.3.1 M+ Museum

**Table 4.3: Status of Environmental Submissions, Licenses and Permits for M+ Museum**

Permit / License No. / Notification / Reference No.	Valid Period		Status	Remarks
	From	To		
<b>Chemical Waste Producer Registration</b>				
WPN5213-217-G2347-53	04-Oct-18	--	Valid	--
<b>Billing Account Construction Waste Disposal</b>				
7031993	03-Oct-18	--	Account Active	--
<b>Construction Noise Permit</b>				
GW-RE0669-19	28-Aug-19	26-Feb-20	Valid	--
<b>Wastewater Discharge License</b>				
WT-00033363-2019	21-Mar-19	31-Mar-24	Valid	--
<b>Notification under Air Pollution Control (Construction Dust) Regulation</b>				
437339	12-Sep-18	--	Notified	--

#### 4.3.2 Lyric Theatre Complex

**Table 4.4: Status of Environmental Submissions, Licenses and Permits for Lyric Theatre Complex**

Permit / License No. / Notification / Reference No.	Valid Period		Status	Remarks
	From	To		
<b>Chemical Waste Producer Registration</b>				
WPN5213-217-G2347-39	17-Feb-16	--	Valid	--
<b>Billing Account Construction Waste Disposal</b>				
7029925	22-Jan-18	--	Account Active	--
<b>Billing Account for Vessel Disposal of Construction Waste</b>				
7033007	23-Aug-19	22-Nov-19	Account Active	--
<b>Construction Noise Permit</b>				
GW-RE0483-19	21-Jun-19	16-Dec-19	Cancelled on 22-Oct-19	--
GW-RE0833-19	22-Oct-19	9-Apr-20	Valid	--
<b>Wastewater Discharge License</b>				
WT-00030694-2018	11-Apr-18	30-Apr-23	Valid	--
<b>Notification under Air Pollution Control (Construction Dust) Regulation</b>				
429708	16-Jan-18	--	Notified	--

### 4.4 Recommended Mitigation Measures

The EM&A programme followed the recommended mitigation measures in the EM&A Manual. The EM&A requirements as well as the summary of implementation status of the environmental mitigation measures are provided in **Appendix J**. In particular, the following mitigation measures were brought to attention during the site inspections:

#### 4.4.1 M+ Museum

##### **Air Quality**

- Stockpile should be fully covered with impervious sheeting to prevent emission of fugitive dust.

##### **Waste Management**

- Remove stagnant water inside the drip tray to prevent leakage of chemical.

#### 4.4.2 Lyric Theatre Complex

##### **Air Quality**

- Stockpile should be fully covered with impervious sheeting to prevent emission of fugitive dust.
- All NRMMS should affix with the requisite approval/exemption labels.

##### **Water Quality**

- Ensure proper and efficient operation of the wastewater treatment facilities.

## 5 Compliance with Environmental Permit

The status of the required submission under the EP during the reporting period is summarized in **Table 5.1**.

**Table 5.1: Status of Submissions under the Environmental Permit**

EP Condition	Submission	Submission Date
Condition 3.4	Monthly EM&A Report for September 2019	14 October 2019

## 6 Report in Non-compliance, Complaints, Notification of Summons and Successful Prosecutions

### 6.1 Record on Non-compliance of Action and Limit Levels

There was no breach of Action or Limit Levels for Air Quality and Noise monitoring in the reporting month.

### 6.2 Record on Environmental Complaints Received

No environmental complaint was received in the reporting month.

The cumulative statistics on complaints were provided in **Appendix K**.

### 6.3 Record on Notifications of Summons and Successful Prosecution

No notifications of summons or successful prosecutions were received this month. The cumulative statistics on notifications of summons and successful prosecutions were provided in **Appendix K**.

## 7 Future Key Issues

### 7.1 Construction Works for the Coming Month(s)

#### 7.1.1 M+ Museum

The major site works for M+ Museum scheduled to be commissioned in the coming month include:

- Structure
  - M+ Podium: Structural works completed
  - CSF RF: Structure work for Slab
  - RDE RF: Structure work for Slab
- Facade
  - Installation of panels on M+ tower completed
  - Installation of façade on 13/F of RDE
- MEP
  - BEL, ELV, BFS, BPD, BME works from B2 to 3/F of M+
  - BEL, ELV, BFS, BPD, BME works from G/F to 15/F of RDE
  - BEL, ELV, BFS, BPD, BME works from G/F to 11/F
- ABWF
  - Block wall erection, Floor screed for plant room area and corridor area, wall plastering, raised floor & dry wall work up to M+ G/F – 3/F
  - Paint/sealer, plaster, Front of house work up to M+ 16/F
  - Steel platform, Plastering, Artwall/drywall stud erection, False ceiling sub-frame installation of RDE from 1MF to 5/F
  - Fairface remedial work, gypsum block, waterproofing, floor screed, foamglas and gypsum block, skim coat and painting, self-levelling screed, floating floor of CSF building from 1/F to 8/F

#### 7.1.2 Lyric Theatre Complex

The major site works for Lyric Theatre Complex scheduled to be commissioned in the coming month include:

- Concreting and rebar fixing in main cofferdam and Area 6;
- Installation of ELS;
- Grouting activities;
- Installation of formwork;
- Concrete breaking; and
- Clutches pipe pile.

### 7.2 Key Issues for the Coming Month

#### 7.2.1 M+ Museum

Key issues to be considered in the coming month include:

- Generation of dust from construction works;

- Noise impact from operating equipment and machinery on-site;
- Generation of site surface runoffs and wastewater from activities on-site;
- Management of stockpiles and slopes, particularly on rainy days;
- Sorting, recycling, storage and disposal of general refuse and construction waste; and
- Management of chemicals and avoidance of oil spillage on-site.

### 7.2.2 Lyric Theatre Complex

Key issues to be considered in the coming month include:

- Generation of dust from construction works;
- Noise impact from operating equipment and machinery on-site;
- Generation of site surface runoffs and wastewater from activities on-site;
- Management of stockpiles and slopes, particularly on rainy days;
- Sorting, recycling, storage and disposal of general refuse and construction waste; and
- Management of chemicals and avoidance of oil spillage on-site.

### 7.3 Monitoring Schedule for the Coming Month

The environmental site inspection and environmental monitoring will be continued in the coming month. Impact monitoring for air quality and noise in accordance with the approved EM&A Manual has commenced since 31 October 2015 and 5 March 2016 respectively. The tentative monitoring schedule for the coming month is shown in the **Appendix E**.



## 8 Conclusions and Recommendations

### 8.1 Conclusions

The EM&A programme as recommended in the EM&A Manual has been undertaken since the construction of M+ Museum main works commenced on 31 October 2015, and the construction of Lyric Theatre Complex commenced on 1 March 2016.

Monitoring of air quality and noise with respect to the Projects is underway. In particular, the 1-hour TSP, 24-hour TSP, noise level (as  $L_{eq}$ , 30 minutes) under monitoring have been checked against established Action and Limit levels. There was no breach of Action and Limit Levels for 1-hour TSP, 24-hour TSP and noise in the reporting month.

No environmental complaint was recorded in the reporting month. No notifications of summons or successful prosecutions were received during the reporting month.

Weekly construction phase site inspections and bi-weekly landscape and visual impact inspections were conducted during the reporting month as required. It was observed that the Contractors had implemented all possible and feasible mitigation measures to mitigate the potential environmental impacts during construction phase works.

### 8.2 Recommendations

Potential environmental impacts due to the construction activities, including air quality, noise, water quality, waste, landscape and visual, will be monitored or reviewed. The recommended environmental mitigation measures shall be implemented on site and regular inspections as required will be carried out to ensure that the environmental conditions are acceptable.

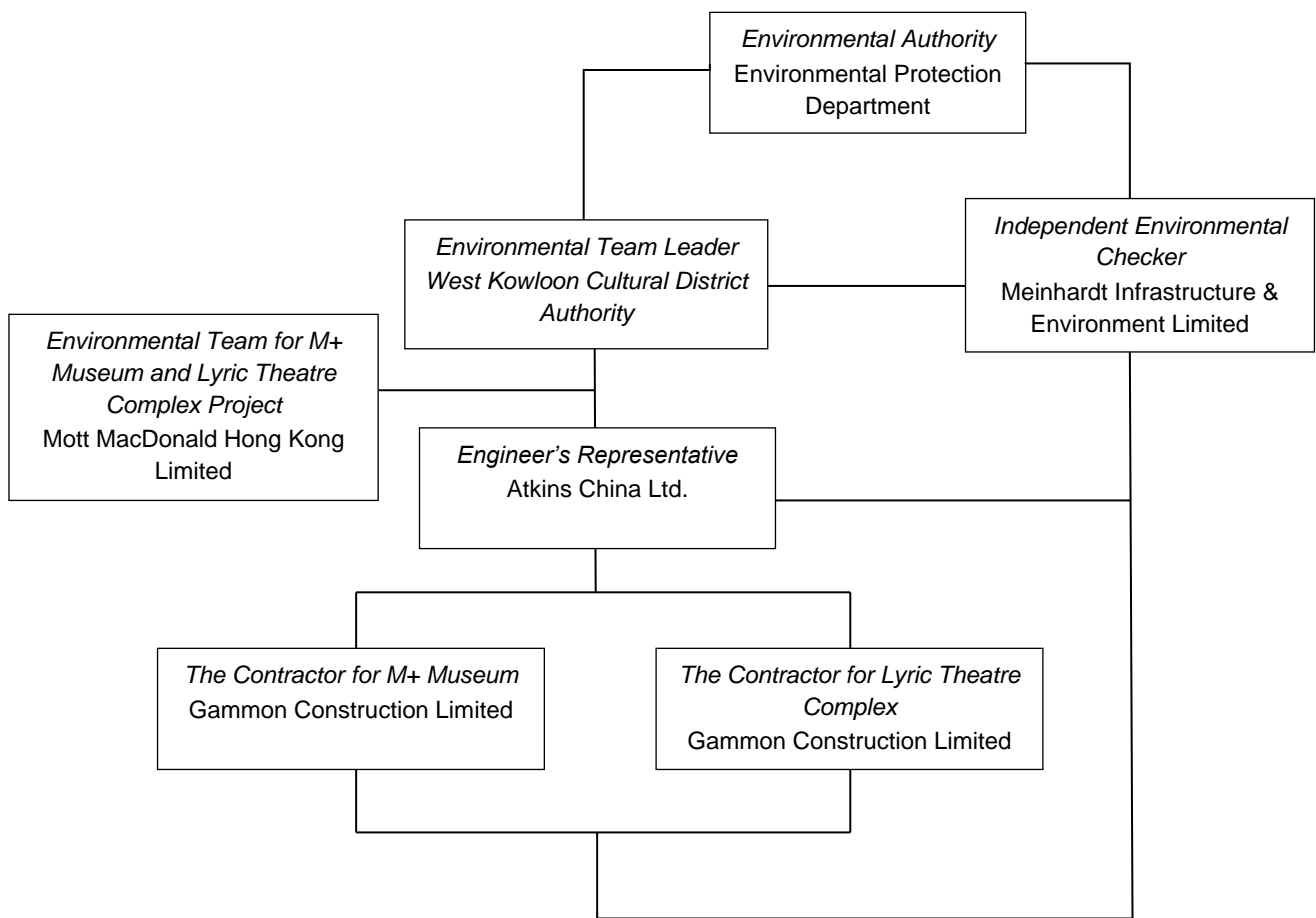
# Figure 1 Site Layout Plan and Monitoring Stations



# Appendices

A.	Project Organisation	24
B.	Tentative Construction Programme	25
C.	Action and Limit Levels for Construction Phase	26
D.	Event and Action Plan for Air Quality, Noise, Landscape and Visual Impact	27
E.	Monitoring Schedule	28
F.	Calibration Certifications	29
G.	Graphical Plots of the Monitoring Results	30
H.	Meteorological Data Extracted from Hong Kong Observatory	31
I.	Waste Flow table	32
J.	Environmental Mitigation Measures – Implementation Status	33
K.	Cumulative Statistics on Complaints, Notifications of Summons and Successful Prosecutions	34

# A. Project Organisation



**Table A-1: Contact information**

Company Name	Role	Name	Telephone
Atkins China Ltd.	Assistant Resident Engineer	Ms. Gloria Lui	5506 6361
Meinhardt Infrastructure & Environment Limited	Independent Environmental Checker	Mr. Fredrick Leong	2859 1739
Gammon Construction Limited (M+ Museum)	Environmental Manager	Mr. Andy Leung	9489 0035
Gammon Construction Limited (Lyric Theatre Complex)	Environmental Manager	Ms. Sammie Chan	9864 4296
Mott MacDonald Hong Kong Ltd.	Contractor's Environmental Team Leader	Mr. Thomas Chan	2828 5757
West Kowloon Cultural District Authority	Senior Environmental Specialist	Mr. Brian Tam	2200 0059

## **B. Tentative Construction Programme**

**M+ Museum**



ID	Activity	RD	BL Start	BL Finish	Start	Finish	BL Finish Var	2019													
								October					November				December				
								29	06	13	20	27	03	10	17	24	01	08	15	22	29
CMWP - M+ Project Remaining Works @ 10 Sep 2018 Approved Target CMWP (Rev_0_8 UPD_DD_30 Sep 19)																					
<b>BASEMENT &amp; PODIUM</b>																					
<b>Construction</b>																					
<b>*Auditorium &gt; GF_(SZ7)</b>																					
<b>Structural</b>																					
6785	POD_AUD - Remove Formwork/Make Good (after non-struct walls 1MF & 2F)	12	08-May-19	28-May-19	20-May-19 A	12-Dec-19	-165	[Gantt bar from 20-May-19 to 12-Dec-19]													
6484	POD_AUD - Formwork & Construct Balustrade Wall	15	04-Jun-19	21-Jun-19	29-Nov-19	16-Dec-19	-148	[Gantt bar from 29-Nov-19 to 16-Dec-19]													
<b>ABWF Works &amp; MEP Works</b>																					
<b>Inclined structure High Level Works</b>																					
1151	POD_AUD - MEP works 1st, 2nd & final fix & Curtain System - Part 1 (**Jun19 DUR	24	09-Jul-19	02-Sep-19	26-Aug-19 A	30-Oct-19	-47	[Gantt bar from 26-Aug-19 to 30-Oct-19]													
1154	POD_AUD - Install Curtain Brackets @ 1MF & Anchor Pull Out Test	6	10-Sep-19	02-Oct-19	09-Sep-19 A	07-Nov-19	-30	[Gantt bar from 09-Sep-19 to 07-Nov-19]													
1155	POD_AUD - Install Curtain Tracks/Motor/Cable Connections	12	03-Oct-19	17-Oct-19	08-Nov-19	21-Nov-19	-30	[Gantt bar from 08-Nov-19 to 21-Nov-19]													
1156	POD_AUD - MEP works Rem 1st, 2nd - Part 2	12	11-Oct-19	07-Nov-19	08-Nov-19	21-Nov-19	-12	[Gantt bar from 08-Nov-19 to 21-Nov-19]													
1157	POD_AUD - Install TWG Panels & Weld Test	18	25-Oct-19	14-Nov-19	22-Nov-19	12-Dec-19	-24	[Gantt bar from 22-Nov-19 to 12-Dec-19]													
10054	POD_AUD - MEP works Final Fix in TWG panels	12				13-Dec-19	27-Dec-19	[Gantt bar from 13-Dec-19 to 27-Dec-19]													
1159	POD_AUD - Remove Susp. Work Platform for HL Ceiling Wrks above Inclined Struc	12	15-Nov-19	28-Nov-19	28-Dec-19	11-Jan-20	-36	[Gantt bar from 28-Dec-19 to 11-Jan-20]													
<b>Inclined structure Low Level Works</b>																					
6848	POD_AUD - Underfloor MEP 1st, 2nd fix (under trusses)	18	23-Apr-19	14-May-19	27-May-19 A	04-Nov-19	-144	[Gantt bar from 27-May-19 to 04-Nov-19]													
6850	POD_AUD - Install Steel Trusses (26 nos)	13	20-May-19	03-Jun-19	02-Oct-19	17-Oct-19	-112	[Gantt bar from 02-Oct-19 to 17-Oct-19]													
6853	POD_AUD - Install Steel Plates on Trusses	6	29-Jun-19	06-Jul-19	18-Oct-19	24-Oct-19	-91	[Gantt bar from 18-Oct-19 to 24-Oct-19]													
6851	POD_AUD - MEP 1st, 2nd & final fix adjacent to steel trusses	12	19-Jun-19	03-Jul-19	25-Oct-19	07-Nov-19	-106	[Gantt bar from 03-Jul-19 to 07-Nov-19]													
6854	POD_AUD - Install Void Former & Construct Stair Case	12	08-Jul-19	20-Jul-19	08-Nov-19	21-Nov-19	-103	[Gantt bar from 08-Nov-19 to 21-Nov-19]													
6855	POD_AUD - Remove Formwork for Stairs	6	22-Jul-19	27-Jul-19	22-Nov-19	28-Nov-19	-103	[Gantt bar from 22-Nov-19 to 28-Nov-19]													
6857	POD_AUD - Install Metal Balustrade (* 2 shifts)	8	21-Dec-19	02-Jan-20	16-Dec-19	26-Dec-19	5	[Gantt bar from 16-Dec-19 to 26-Dec-19]													
6858	POD_AUD - Erect Metal Scaffold along the wall for curtain install	6	03-Jan-20	09-Jan-20	27-Dec-19	03-Jan-20	5	[Gantt bar from 27-Dec-19 to 03-Jan-20]													
<b>Cinemas (B1-GF)</b>																					
<b>ABWF Works &amp; MEP Works</b>																					
<b>180 Seats Cinema - POD_LG_Z18a</b>																					
3976	POD_LG_Z18a_C180 - Ceiling MEP 1st fix (*2 shifts, after GF underpinned)	12	19-Jul-19	06-Aug-19	18-Sep-19 A	16-Oct-19	-59	[Gantt bar from 18-Sep-19 to 16-Oct-19]													
9661	POD_LG_Z18a_C180 - MEP Low Level 1st fix	21	13-Sep-19	24-Sep-19	19-Sep-19 A	25-Nov-19	-51	[Gantt bar from 19-Sep-19 to 25-Nov-19]													
3978	POD_LG_Z18a_C180 - Ceiling Frame/ Grids	6	06-Aug-19	12-Aug-19	17-Oct-19	23-Oct-19	-59	[Gantt bar from 17-Oct-19 to 23-Oct-19]													
3980	POD_LG_Z18a_C180 - Ceiling MEP 2nd fix (*2 shifts)	12	12-Aug-19	26-Aug-19	23-Oct-19	06-Nov-19	-59	[Gantt bar from 23-Oct-19 to 06-Nov-19]													
9660	POD_LG_Z18a_C180 - Dry Wall Frame	6	19-Jul-19	25-Jul-19	01-Nov-19*	07-Nov-19	-87	[Gantt bar from 01-Nov-19 to 07-Nov-19]													
4010	POD_LG_Z18a_C180 - Close Ceilings (gypsum & acoustic panels over) (*2 shifts)	12	26-Aug-19	09-Sep-19	06-Nov-19	20-Nov-19	-59	[Gantt bar from 06-Nov-19 to 20-Nov-19]													
4011	POD_LG_Z18a_C180 - Ceiling MEP final fix (*2 shifts)	6	04-Sep-19	11-Sep-19	15-Nov-19	22-Nov-19	-59	[Gantt bar from 15-Nov-19 to 22-Nov-19]													
4012	POD_LG_Z18a_C180 - Remove Ceiling Works Scaffold (*2 shifts, increased labor)	4	11-Sep-19	17-Sep-19	22-Nov-19	27-Nov-19	-59	[Gantt bar from 22-Nov-19 to 27-Nov-19]													
4013	POD_LG_Z18a_C180 - Low Level MEP 2nd fix (*2 shifts)	18	28-Oct-19	18-Nov-19	25-Nov-19	16-Dec-19	-24	[Gantt bar from 25-Nov-19 to 16-Dec-19]													
4021	POD_LG_Z18a_C180 - Floor Screed/Resilient Layer (*2 shifts)	9	17-Sep-19	27-Sep-19	27-Nov-19	07-Dec-19	-59	[Gantt bar from 27-Nov-19 to 07-Dec-19]													
4014	POD_LG_Z18a_C180 - Steps Plywood (*2shifts)	6	27-Sep-19	05-Oct-19	07-Dec-19	14-Dec-19	-59	[Gantt bar from 07-Dec-19 to 14-Dec-19]													
9662	POD_LG_Z18a_C180 - Close Dry Wall	5	08-Oct-19	12-Oct-19	16-Dec-19	20-Dec-19	-59	[Gantt bar from 16-Dec-19 to 20-Dec-19]													
9663	POD_LG_Z18a_C180 - Install FRP Glazing Panel (bet Control Rm) (*2 shifts)	6	08-Oct-19	15-Oct-19	16-Dec-19	23-Dec-19	-59	[Gantt bar from 16-Dec-19 to 23-Dec-19]													
4017	POD_LG_Z18a_C180 - Walls finishes (acoustic panels)	24	15-Oct-19	11-Nov-19	23-Dec-19	21-Jan-20	-59	[Gantt bar from 23-Dec-19 to 21-Jan-20]													
<b>60 Seats Cinema - POD_LG_Z18b</b>																					
1104	POD_LG_Z18b_C60 - Ceiling MEP 1st fix	6	20-Jul-19	06-Aug-19	19-Aug-19 A	09-Oct-19	-52	[Gantt bar from 19-Aug-19 to 09-Oct-19]													
9665	POD_LG_Z18b_C60 - MEP Low Level 1st fix	36	09-Sep-19	16-Sep-19	09-Sep-19 A	15-Nov-19	-50	[Gantt bar from 09-Sep-19 to 15-Nov-19]													
1105	POD_LG_Z18b_C60 - Ceiling Frame/ Grids	4	07-Aug-19	10-Aug-19	04-Oct-19	09-Oct-19	-48	[Gantt bar from 04-Oct-19 to 09-Oct-19]													
1106	POD_LG_Z18b_C60 - Ceiling MEP 2nd fix	9	12-Aug-19	21-Aug-19	10-Oct-19	19-Oct-19	-48	[Gantt bar from 10-Oct-19 to 19-Oct-19]													
1108	POD_LG_Z18b_C60 - Close Ceilings (gypsum & acoustic panels over)	8	22-Aug-19	30-Aug-19	25-Oct-19	02-Nov-19	-52	[Gantt bar from 25-Oct-19 to 02-Nov-19]													
1109	POD_LG_Z18b_C60 - Ceiling MEP final fix	6	29-Aug-19	04-Sep-19	01-Nov-19	07-Nov-19	-52	[Gantt bar from 01-Nov-19 to 07-Nov-19]													
1110	POD_LG_Z18b_C60 - Remove Ceiling Works Scaffold	4	05-Sep-19	09-Sep-19	08-Nov-19	12-Nov-19	-52	[Gantt bar from 08-Nov-19 to 12-Nov-19]													
1111	POD_LG_Z18b_C60 - Floor Screed/Resilient Layer	8	10-Sep-19	19-Sep-19	13-Nov-19	21-Nov-19	-52	[Gantt bar from 13-Nov-19 to 21-Nov-19]													
1112	POD_LG_Z18b_C60 - Steps Plywood	6	20-Sep-19	26-Sep-19	22-Nov-19	28-Nov-19	-52	[Gantt bar from 22-Nov-19 to 28-Nov-19]													
9666	POD_LG_Z18b_C60 - Close Dry Wall	4	24-Sep-19	27-Sep-19	26-Nov-19	29-Nov-19	-52	[Gantt bar from 26-Nov-19 to 29-Nov-19]													
9667	POD_LG_Z18b_C60 - Install FRP Glazing Panel (bet Control Rm)	6	24-Sep-19	30-Sep-19	26-Nov-19	02-Dec-19	-52	[Gantt bar from 26-Nov-19 to 02-Dec-19]													
1113	POD_LG_Z18b_C60 - Walls finishes (acoustic panels)	12	02-Oct-19	16-Oct-19	03-Dec-19	16-Dec-19	-52	[Gantt bar from 03-Dec-19 to 16-Dec-19]													
1114	POD_LG_Z18b_C60 - MEP Low Level 2nd fix	12	10-Oct-19	23-Oct-19	10-Dec-19	23-Dec-19	-52	[Gantt bar from 10-Dec-19 to 23-Dec-19]													
1115	POD_LG_Z18b_C60 - Install Cinema Screen & MEP	6	17-Oct-19	23-Oct-19	17-Dec-19	23-Dec-19	-52	[Gantt bar from 17-Dec-19 to 23-Dec-19]													
1116	POD_LG_Z18b_C60 - Door & Ironmong	3	24-Oct-19	26-Oct-19	24-Dec-19	27-Dec-19	-52	[Gantt bar from 24-Dec-19 to 27-Dec-19]													
1118	POD_LG_Z18b_C60 - Install Carpets	4	28-Oct-19	31-Oct-19	28-Dec-19	02-Jan-20	-52	[Gantt bar from 28-Dec-19 to 02-Jan-20]													
<b>40 Seats Cinema - POD_LG_Z18c</b>																					
1126	POD_LG_Z18c_C40 - Ceiling MEP 1st fix (*2 shifts)	6	17-Jul-19	31-Jul-19	08-Aug-19 A	09-Oct-19	-57	[Gantt bar from 08-Aug-19 to 09-Oct-19]													
9671	POD_LG_Z18c_C40 - MEP Low Level 1st fix	30	29-Aug-19	02-Sep-19	16-Sep-19 A	09-Nov-19	-55	[Gantt bar from 16-Sep-19 to 09-Nov-19]													
1127	POD_LG_Z18c_C40 - Ceiling Frame/ Grids (*2 shifts)	3	31-Jul-19	03-Aug-19	05-Oct-19	09-Oct-19	-54	[Gantt bar from 05-Oct-19 to 09-Oct-19]													
1128	POD_LG_Z18c_C40 - Ceiling MEP 2nd fix	12	05-Aug-19	17-Aug-19	10-Oct-19	23-Oct-19	-54	[Gantt bar from 10-Oct-19 to 23-Oct-19]													
1131	POD_LG_Z18c_C40 - Ceiling MEP final fix	6	19-Aug-19	24-Aug-19	28-Oct-19	04-Nov-19	-57	[Gantt bar from 28-Oct-19 to 04-Nov-19]													
1130	POD_LG_Z18c_C40 - Close Ceilings (gypsum & acoustic panels over) (*2 shifts)	3	17-Aug-19	21-Aug-19	31-Oct-19	04-Nov-19	-61	[Gantt bar from 31-Oct-19 to 04-Nov-19]													
1132	POD_LG_Z18c_C40 - Remove Ceiling Works Scaffold (*2 shifts)	3	24-Aug-19	28-Aug-19	04-Nov-19	07-Nov-19	-58	[Gantt bar from 04-Nov-19 to 07-Nov-19]													
1133	POD_LG_Z18c_C40 - Floor Screed/Resilient Layer	8	29-Aug-19	06-Sep-19	07-Nov-19	15-Nov-19	-57	[Gantt bar from 07-Nov-19 to 15-Nov-19]													
1134	POD_LG_Z18c_C40 - Steps Plywood	6	07-Sep-19	13-Sep-19	16-Nov-19	22-Nov-19	-57	[Gantt bar from 16-Nov-19 to 22-Nov-19]													
9673	POD_LG_Z18c_C40 - Close Dry Wall	4	11-Sep-19	16-Sep-19	20-Nov-19	23-Nov-19	-57	[Gantt bar from 20-Nov-19 to 23-Nov-19]													
9674	POD_LG_Z18c_C40 - Install FRP Glazing Panel (bet Control Rm)	6	11-Sep-19	18-Sep-19	20-Nov-19	26-Nov-19	-57	[Gantt bar from 20-Nov-19 to 26-Nov-19]													
1135	POD_LG_Z18c_C40 - Walls finishes (acoustic panels)	12	19-Sep-19	03-Oct-19	27-Nov-19	10-Dec-19	-57	[Gantt bar from 27-Nov-19 to 10-Dec-19]													
1136	POD_LG_Z18c_C40 - MEP Low Level 2nd fix	12	26-Sep-19	11-Oct-19	04-Dec-19	17-Dec-19	-57	[Gantt bar from 04-Dec-19 to 17-Dec-19]													
1137	POD_LG_Z18c_C40 - Install Cinema Screen & MEP	6	04-Oct-19	11-Oct-19	11-Dec-19	17-Dec-19	-57	[Gantt bar from 11-Dec-19 to 17-Dec-19]													
1139	POD_LG_Z18c_C40 - Door & Ironmong	3	12-Oct-19	15-Oct-19	18-Dec-19	20-Dec-19	-57	[Gantt bar from 18-Dec-19 to 20-Dec-19]													
1141	POD_LG_Z18c_C40 - Install Carpets	4	16-Oct-19	19-Oct-19	21-Dec-19	26-Dec-19	-57	[Gantt bar from 21-Dec-19 to 26-Dec-19]													
1142	POD_LG_Z18c_C40 - Low level MEP final fix	8	18-Oct-19	26-Oct-19	24-Dec-19	03-Jan-20	-57	[Gantt bar from 24-Dec-19 to 03-Jan-20]													
<b>Moving Image Centre Lobby/Bar &amp; Museum Shop No.2 (B1-GF) - POD_B1_Z09b</b>																					
<b>ABWF &amp; MEP Works_(SZ7)</b>																					
8723	POD_B1_Z09b - Patching-up tie bolt holes & wall sealer	6	26-Jul-19	01-Aug-19	19-Aug-19 A	09-Oct-19	-56	[Gantt bar from 19-Aug-19 to 09-Oct-19]													
8726	POD_B1_Z09b - Install fire shutter	3	21-Oct-19	02-Nov-19	21-Aug-19 A	04-Oct-19	24	[Gantt bar from 21-Aug-19 to 04-Oct-19]													
8725	POD_B1_Z09b - MEP 1st fix (*2 shifts)	36	24-Aug-19	09-Oct-19	16-Sep-19 A	16-Nov-19	-33	[Gantt bar from 16-Sep-19 to 16-Nov-19]													
3907	POD_B1_Z09b - Access to ABWF (Partial after Pisa Glass)	0	26-Jul-19		07-Nov-19		-86	[Gantt bar from 07-Nov-19 to 07-Nov-19]													
8724	POD_B1_Z09b - Ceiling rods	6	02-Aug-19	12-Aug-19	07-Nov-19	13-Nov-19	-77	[Gantt bar from 07-Nov-19 to 13-Nov-19]													
8727	POD_B1_Z09b - Ceiling Grids Moving Image & Espresso Only (*2 shifts)	9	09-Oct-19	19-Oct-19	16-Nov-19	27-Nov-19	-33	[Gantt bar from 16-Nov-19 to 27-Nov-19]													
8726a	POD_B1_Z09b - Install security shutters	6			12-Dec-19	18-Dec-19		[Gantt bar from 12-Dec-19 to 18-Dec-19]													
8728	POD_B1_Z09b - MEP 2nd fix (*2 shifts)	15	19-Oct-19	06-Nov-19	18-Dec-19	07-Jan-20	-51	[Gantt bar from 18-Dec-19 to 07-Jan-20]													
<b>Lecture Theatre &amp; Adjacent Areas</b>																					
<b>Structural</b>																					
10055	POD_LTH - Sprinkler penetrations in escalator through, waterproofing & protective ε	4	15-Aug-19	28-Aug-19	28-Aug-19 A	05-Oct-19	-31	[Gantt bar from 28-Aug-19 to 05-Oct-19]													
6474c	POD_LTH - Remove Portal Scaffold G_Gallery Soffit Soffit/Side MEP & Pisa Works	6	13-Aug-19	16-Aug-19	02-Oct-19*	09-Oct-19	-43	[Gantt bar from 02-Oct-19 to 09-Oct-19]													
6478	POD_LTH - Escalator canopy Slab Fwork, rebar, cast-in & concrete	18	03-Jul-19	23-Jul-19	12-Nov-19	02-Dec-19	-110	[Gantt bar from 12-Nov-19 to 02-Dec-19]													
<b>ABWF Works &amp; MEP Works</b>																					
<b>Lecture Theatre, Lobby &amp; Adjacent BoH Rooms @ G.L. C-D+/ 11-14 - POD_GF_Z04</b>																					
8087	POD_GF_Z04_LTH - MEP 1st Fix	21	19-Jul-19	29-Aug-19	12-Aug-19 A	02-Nov-19	-53	[Gantt bar from 12-Aug-19 to 02-Nov-19]													
3906	POD_GF_Z04_LTH - Access to ABWF GF_Z04 - GL(A to D+)/(11 to 14)	0	03-Jul-19		08-Oct-19*		-80	[Gantt bar from 08-Oct-19 to 08-Oct-19]													
3927	POD_GF_Z04_LTH - Floor screeding	7	03-Jul-19	10-Jul-19	08-Oct-19	15-Oct-19	-80	[Gantt bar from 08-Oct-19 to 15-Oct-19]													
8097	POD_GF_Z04_LTH - Ceiling rods	7	11-Jul-19	18-Jul-19	16-Oct-19	23-Oct-19	-80	[Gantt bar from 16-Oct-19 to 23-Oct-19]													
8088	POD_GF_Z04_LTH - Dry Wall Frame & Board (one side)	10	11-Jul-19	22-Jul-19	06-Dec-19	17-Dec-19	-124	[Gantt bar from 06-Dec-19 to 17-Dec-19]													
8098	POD_GF_Z04_LTH - Ceiling grids	8	30-Aug-19	07-Sep-19	06-Dec-19	14-Dec-19	-81	[Gantt bar from 06-Dec-19 to 14-Dec-19]													
8090	POD_GF_Z04_LTH - Dry Wall MEP Services/Conduits MEP 1st fix	12	23-Jul-19	05-Aug-19	18-Dec-19	02-Jan-20	-124	[Gantt bar from 18-Dec-19 to 02-Jan-20]													
<b>Workshop &amp; Storages Adjacent to Lecture @ G.L. A-C/ 11-14 - POD_GF_Z04</b>																					
8057	POD_GF_Z04_LTH - Patching-up tie bolt holes, wall & ceiling sealer	9	03-Jun-19	10-Jun-19	22-Jul-19 A	12-Oct-19	-103	[Gantt bar from 22-Jul-19 to 12-Oct-19]													
8058	POD_GF_Z04_LTH - MEP 1st fix	18	03-Jul-19	13-Aug-19	12-Aug-19 A	12-Nov-19	-75	[Gantt bar from 12-Aug-19 to 12-Nov-19]													
8060	POD_GF_Z04_LTH - MEP 2nd fix	42	03-Sep-19	02-Oct-19	19-Aug-19 A	10-Dec-19	-58														























































ID	Activity	RD	BL Start	BL Finish	Start	Finish	BL Finish Var	2019															
								October					November				December						
								29	06	13	20	27	03	10	17	24	01	08	15	22	29		
3359	TW_L8_Z02_BoH - Floor sealer	2	05-Aug-19	06-Aug-19	06-Dec-19	07-Dec-19	-103																
3342	TW_L8_Z02_BoH - All Other Finishes / Make Good & Clean	12	31-Jul-19	13-Aug-19	09-Dec-19	21-Dec-19	-109																
10195	TW_L8_Z02_BoH_HO1 - Plant Rooms, Corridors & Lift Lobbies Hover - Stage 1 (S	0																					
<b>Toilets - TW_L8_Z03</b>																							
3356	TW_L8_Z03_Toilet - MEP 1st fix Ceiling	12	31-May-19	28-Jun-19	01-Apr-19 A	16-Oct-19	-90																
6582	TW_L8_Z03_Toilet - MEP 2nd fix	24	20-Jul-19	09-Aug-19	17-Jun-19 A	08-Nov-19	-75																
3352	TW_L8_Z03_Toilet - Dry Wall Frame & One Side Board	6	20-May-19	25-May-19	08-Jul-19 A	09-Oct-19	-112																
6560	TW_L8_Z03_Toilet - MEP 1st fix Dry Wall	12	27-May-19	10-Jun-19	15-Jul-19 A	25-Oct-19	-114																
3354	TW_L8_Z03_Toilet - Dry Wall Closing Board	15	11-Jun-19	12-Jun-19	05-Aug-19 A	20-Nov-19	-133																
6571	TW_L8_Z03_Toilet - Seal Wall Opening	15	21-Jan-19	23-Jan-19	09-Sep-19 A	19-Oct-19	-218																
6538	TW_L8_Z03_Toilet - Ceiling Rods/ Grids	3	17-Jul-19	19-Jul-19	21-Oct-19	23-Oct-19	-79																
6549	TW_L8_Z03_Toilet - Close ceiling (board) incl. Cut-Outs	4	10-Aug-19	14-Aug-19	09-Nov-19	13-Nov-19	-75																
3355	TW_L8_Z03_Toilet - Ceiling Finishes (painting)	3	15-Aug-19	17-Aug-19	14-Nov-19	16-Nov-19	-75																
6604	TW_L8_Z03_Toilet - MEP final fix	6	19-Aug-19	24-Aug-19	18-Nov-19	23-Nov-19	-75																
8778	TW_L8_Z03_Toilet - Conc flr curing, polishing & install protection	36	02-Sep-19	16-Oct-19	25-Nov-19	07-Jan-20	-69																
6593	TW_L8_Z03_Toilet - Door Frame	2	29-Jun-19	02-Jul-19	29-Nov-19	30-Nov-19	-127																
6505	TW_L8_Z03_Toilet - Dry Wall Frame & Board - DR63 (external)	12	03-Jul-19	16-Jul-19	29-Nov-19	12-Dec-19	-125																
<b>Level 9</b>																							
<b>ABWF &amp; MEP Works</b>																							
<b>Raised Floor Area (Offices, Concourse, Lobbies) - TW_L9_Z01</b>																							
3248	TW_L9_Z01_RF.Area - MEP 1st fix	15	26-Feb-19	23-Apr-19	16-Apr-19 A	19-Oct-19	-148																
3249	TW_L9_Z01_RF.Area - MEP 2nd fix	27	09-Jul-19	29-Jul-19	22-Apr-19 A	02-Nov-19	-80																
3253	TW_L9_Z01_RF.Area - Raised Floor Setting Out/Pedestals	33	19-Jul-19	12-Aug-19	11-Jul-19 A	09-Nov-19	-74																
3254	TW_L9_Z01_RF.Area - Raised Floor MEP Containment/Wiring MEP 1st, 2nd fix	39	02-Aug-19	29-Aug-19	01-Aug-19 A	16-Nov-19	-65																
3255	TW_L9_Z01_RF.Area - Raised Floor Base Panels	13	22-Aug-19	05-Sep-19	09-Nov-19	23-Oct-19	-65																
3251	TW_L9_Z01_RF.Area - MEP final fix (excl. offices)	12	01-Aug-19	14-Aug-19	16-Dec-19	30-Dec-19	-114																
3275	TW_L9_Z01_RF.Offices - Glass Partition & Doors/Ironmong	36	14-Oct-19	18-Oct-19	01-Aug-19 A	14-Dec-19	-49																
3278	TW_L9_Z01_RF.Offices - Wall Painting	18	21-Sep-19	26-Sep-19	09-Sep-19 A	23-Nov-19	-48																
3273	TW_L9_Z01_RF.Offices - MEP 2nd & final fix (offices)	12	09-Sep-19	23-Sep-19	16-Dec-19	30-Dec-19	-81																
3272	TW_L9_Z01_RF.Offices - Close ceiling (Open Cell Metal) incl. Cut-Outs	15	24-Aug-19	10-Sep-19	27-Dec-19	14-Jan-20	-103																
11551	TW_L9_Z01_RE.Area - Sprinkler baffle plates and left out/ temp. panel fixing	6			09-Dec-19*	14-Dec-19																	
<b>BoH Plant Rooms, Corridors &amp; Lift Lobbies - TW_L9_Z02</b>																							
6274	TW_L9_Z02_BoH - Dry Wall Frame & Board (one side)	7	03-Jun-19	12-Jun-19	01-Mar-19 A	19-Oct-19	-107																
6142	TW_L9_Z02_BoH - MEP 1st fix	12	26-Feb-19	01-Apr-19	25-Mar-19 A	10-Dec-19	-210																
6164	TW_L9_Z02_BoH - MEP 2nd fix	22	09-Aug-19	29-Aug-19	02-May-19 A	21-Dec-19	-95																
6329	TW_L9_Z02_BoH - Dry Wall MEP Services/Conduits MEP 1st fix	10	13-Jun-19	26-Jun-19	08-Jul-19 A	23-Oct-19	-98																
6373	TW_L9_Z02_BoH - Close Dry Wall	13	27-Jun-19	04-Jul-19	05-Aug-19 A	10-Dec-19	-133																
6153	TW_L9_Z02_BoH - Seal Wall Opening	6	02-Apr-19	09-Apr-19	05-Sep-19 A	17-Dec-19	-210																
6175	TW_L9_Z02_BoH - Door Frame & Plastering of Perimeter Edges	18	02-Apr-19	11-Apr-19	09-Sep-19 A	18-Dec-19	-209																
6318	TW_L9_Z02_BoH - Wall Epoxy/Emulsion Paint	25	30-Aug-19	17-Sep-19	09-Sep-19 A	28-Dec-19	-85																
3280	TW_L9_Z02_BoH - Door / Ironmong / Hose Reel Cabs	10	30-Aug-19	10-Sep-19	23-Dec-19	04-Jan-20	-95																
6120	TW_L9_Z02_BoH - Misc Metal Works / Access Panels	6	30-Aug-19	05-Sep-19	23-Dec-19	30-Dec-19	-95																
6208	TW_L9_Z02_BoH - Lobbies & Corr Close ceiling (board) incl. Cut-Outs	10	30-Aug-19	10-Sep-19	23-Dec-19	04-Jan-20	-95																
6109	TW_L9_Z02_BoH - All Other Finishes / Make Good & Clean	12	11-Sep-19	25-Sep-19	28-Dec-19	11-Jan-20	-89																
6296	TW_L9_Z02_BoH - Floor sealer	2	17-Sep-19	18-Sep-19	28-Dec-19	30-Dec-19	-85																
<b>Toilets - TW_L9_Z03</b>																							
6263	TW_L9_Z03_Toilet - MEP 1st fix Ceiling	12	25-Jun-19	23-Jul-19	01-Apr-19 A	16-Oct-19	-70																
6219	TW_L9_Z03_Toilet - Dry Wall Frame & One Side Board	6	13-Jun-19	19-Jun-19	02-Jul-19 A	09-Oct-19	-92																
3261	TW_L9_Z03_Toilet - MEP 1st fix Dry Wall	9	20-Jun-19	04-Jul-19	15-Jul-19 A	12-Oct-19	-83																
3263	TW_L9_Z03_Toilet - MEP 2nd fix	28	13-Aug-19	02-Sep-19	15-Jul-19 A	04-Nov-19	-51																
6241	TW_L9_Z03_Toilet - Dry Wall Closing Board	10	05-Jul-19	09-Jul-19	22-Jul-19 A	09-Dec-19	-128																
3262	TW_L9_Z03_Toilet - Seal Wall Opening	18	23-Jan-19	25-Jan-19	05-Sep-19 A	23-Oct-19	-219																
3259	TW_L9_Z03_Toilet - Ceiling Rods/ Grids	4	08-Aug-19	12-Aug-19	24-Oct-19	28-Oct-19	-63																
3264	TW_L9_Z03_Toilet - Door Frame	2	24-Jul-19	25-Jul-19	04-Nov-19	05-Nov-19	-85																
3256	TW_L9_Z03_Toilet - Dry Wall Frame & Board - DR63 (external)	12	26-Jul-19	08-Aug-19	04-Nov-19*	16-Nov-19	-83																
3260	TW_L9_Z03_Toilet - Close ceiling (board) incl. Cut-Outs	6	03-Sep-19	09-Sep-19	05-Nov-19	11-Nov-19	-51																
6252	TW_L9_Z03_Toilet - Ceiling Finishes (painting)	4	10-Sep-19	13-Sep-19	12-Nov-19	15-Nov-19	-51																
3265	TW_L9_Z03_Toilet - MEP final fix	6	16-Sep-19	21-Sep-19	16-Nov-19	22-Nov-19	-51																
8779	TW_L9_Z03_Toilet - Floor conc. curing, polished concrete & install protection	36	23-Sep-19	05-Nov-19	23-Nov-19	06-Jan-20	-51																
<b>Level 10</b>																							
<b>ABWF &amp; MEP Works</b>																							
<b>Raised Floor Area (Offices, Concourse, Lobbies) - TW_L10_Z01</b>																							
3188	TW_L10_Z01_RF.Area - MEP 1st fix	15	26-Feb-19	23-Apr-19	16-Apr-19 A	19-Oct-19	-148																
3189	TW_L10_Z01_RF.Area - MEP 2nd fix	27	19-Jul-19	08-Aug-19	02-May-19 A	02-Nov-19	-71																
3190	TW_L10_Z01_RF.Area - Extend Droppers & Install Ceiling Grids (excl. offices)	21	24-Apr-19	08-May-19	09-Sep-19 A	26-Oct-19	-142																
3193	TW_L10_Z01_RF.Area - Raised Floor Setting Out/Pedestals	33	26-Jul-19	21-Aug-19	16-Sep-19 A	09-Nov-19	-66																
3194	TW_L10_Z01_RF.Area - Raised Floor MEP Containment/Wiring MEP 1st, 2nd fix	39	09-Aug-19	05-Sep-19	23-Sep-19 A	16-Nov-19	-59																
3195	TW_L10_Z01_RF.Area - Raised Floor Base Panels	14	28-Aug-19	12-Sep-19	08-Nov-19	23-Nov-19	-59																
3191	TW_L10_Z01_RF.Area - MEP final fix (excl. offices)	12	12-Aug-19	24-Aug-19	16-Dec-19	30-Dec-19	-105																
3215	TW_L10_Z01_RF.Offices - Glass Partition & Doors/Ironmong	30	19-Oct-19	28-Oct-19	01-Aug-19 A	06-Dec-19	-33																
3217	TW_L10_Z01_RF.Offices - Close Dry Wall	18	24-Sep-19	02-Oct-19	15-Aug-19 A	23-Oct-19	-17																
3218	TW_L10_Z01_RF.Offices - Wall Painting	23	03-Oct-19	09-Oct-19	18-Sep-19 A	07-Dec-19	-51																
3213	TW_L10_Z01_RF.Offices - MEP 2nd & final fix (offices)	12	17-Sep-19	30-Sep-19	16-Dec-19	30-Dec-19	-75																
3212	TW_L10_Z01_RF.Offices - Close ceiling (Open Cell Metal) incl. Cut-Outs	17	29-Aug-19	18-Sep-19	24-Dec-19	14-Jan-20	-97																
11552	TW_L10_Z01_RE.Area - Sprinkler baffle plates and left out/ temp. panel fixing	6			09-Dec-19*	14-Dec-19																	
<b>BoH Plant Rooms, Corridors &amp; Lift Lobbies - TW_L10_Z02</b>																							
3224	TW_L10_Z02_BoH - MEP 1st fix	8	13-Mar-19	17-Apr-19	01-Apr-19 A	11-Oct-19	-146																
3236	TW_L10_Z02_BoH - Dry Wall Frame & Board (one side)	8	03-Jun-19	12-Jun-19	18-May-19 A	11-Oct-19	-100																
3226	TW_L10_Z02_BoH - MEP 2nd fix	17	09-Aug-19	29-Aug-19	17-Jun-19 A	25-Oct-19	-46																
3241	TW_L10_Z02_BoH - Dry Wall MEP Services/Conduits MEP 1st fix	11	13-Jun-19	26-Jun-19	08-Jul-19 A	15-Oct-19	-91																
3227	TW_L10_Z02_BoH - Door Frame & Plastering of Perimeter Edges	14	18-Apr-19																				



































ID	Activity	RD	BL Start	BL Finish	Start	Finish	BL Finish Var	2019													
								October					November				December				
								29	06	13	20	27	03	10	17	24	01	08	15	22	29
<b>ABWF &amp; MEP Works</b>																					
<b>FoH Areas (RDE, Passenger Lift Lobbies &amp; Terrace) - RDE_L4_Z01</b>																					
4878	RDE_L4_Z01_FoH - MEP 1st fix (Part 1)	3	16-Jan-19	05-Mar-19	01-Apr-19 A	04-Oct-19	-177														
4878a	RDE_L4_Z01_FoH - MEP 1st fix (Part 2)	18			15-Nov-19	05-Dec-19															
<b>BoH Plant Rooms, Corridors, FS &amp; Service Lift Lobbies - RDE_L4_Z02</b>																					
4857	RDE_L4_Z02_BoH - Wet Trades (plaster/screed/C&W sealer/undercoat)	12	18-Mar-19	02-Apr-19	11-Mar-19 A	28-Nov-19	-199														
4850	RDE_L4_Z02_BoH - MEP 1st fix	18	03-Jun-19	02-Jul-19	23-Mar-19 A	05-Dec-19	-131														
4852	RDE_L4_Z02_BoH - MEP 2nd fix	24	03-Jul-19	23-Jul-19	15-Apr-19 A	12-Dec-19	-119														
4851	RDE_L4_Z02_BoH - Seal Wal Opening	21	03-Jul-19	09-Jul-19	05-Aug-19 A	09-Dec-19	-128														
4853	RDE_L4_Z02_BoH - Door Frame & Plastering of Perimeter Edges	21	03-Jul-19	09-Jul-19	12-Aug-19 A	09-Dec-19	-128														
4847	RDE_L4_Z02_BoH - Door / Ironmong / Hose Reel Cabs	8	24-Jul-19	01-Aug-19	13-Dec-19	21-Dec-19	-119														
4855	RDE_L4_Z02_BoH - Lobbies & Corr Close ceiling (board) incl. Cut-Outs	8	31-Jul-19	08-Aug-19	13-Dec-19	21-Dec-19	-113														
4859	RDE_L4_Z02_BoH - MEP final fix	12	16-Oct-19	29-Oct-19	13-Dec-19	27-Dec-19	-50														
4858	RDE_L4_Z02_BoH - Wall epoxy emulsion paint final coat	4	09-Aug-19	13-Aug-19	23-Dec-19	27-Dec-19	-113														
4848	RDE_L4_Z02_BoH - All Other Finishes / Make Good & Clean	12	23-Oct-19	05-Nov-19	26-Dec-19	09-Jan-20	-54														
4856	RDE_L4_Z02_BoH - Floor sealer	2	13-Aug-19	14-Aug-19	27-Dec-19	28-Dec-19	-113														
10281	RDE_L4_Z02_BoH_HO1 - Plant Rms, Corr, FS & Serv. Lift Lobb Hover - Stage 1 (Site Walk Down)	0				28-Dec-19															
<b>Toilets - RDE_L4_Z03</b>																					
4876	RDE_L4_Z03_Toilet - MEP 1st fix Ceiling	15	03-Jun-19	27-Jun-19	23-Mar-19 A	02-Dec-19	-131														
4866	RDE_L4_Z03_Toilet - MEP 2nd fix	23	17-Jul-19	30-Jul-19	02-May-19 A	11-Dec-19	-112														
4872	RDE_L4_Z03_Toilet - Cubicle partitions & sanitary ware & fittings	20	24-Oct-19	01-Nov-19	15-Jul-19 A	07-Dec-19	-31														
4867	RDE_L4_Z03_Toilet - Door Frame	2	28-Jun-19	29-Jun-19	19-Aug-19 A	03-Oct-19	-79														
4871	RDE_L4_Z03_Toilet - Finishes Walls & Floor Tiling	14	08-Oct-19	23-Oct-19	15-Nov-19	30-Nov-19	-33														
4863	RDE_L4_Z03_Toilet - Ceiling Rods/ Grids	5	11-Jul-19	16-Jul-19	29-Nov-19	04-Dec-19	-118														
4861	RDE_L4_Z03_Toilet - Door / Ironmong	2	02-Nov-19	04-Nov-19	09-Dec-19	10-Dec-19	-31														
4864	RDE_L4_Z03_Toilet - Close ceiling (board) incl. Cut-Outs	8	31-Jul-19	08-Aug-19	12-Dec-19	20-Dec-19	-112														
4868	RDE_L4_Z03_Toilet - MEP final fix	6	24-Oct-19	30-Oct-19	21-Dec-19	28-Dec-19	-50														
4875	RDE_L4_Z03_Toilet - Ceiling finishes final coat	3	09-Aug-19	12-Aug-19	21-Dec-19	24-Dec-19	-112														
10324	RDE_L4_Z03_Toilet_HO1 - Toilets Hover - Stage 1 (Site Walk Down)	0				28-Dec-19															
<b>Kitchen - RDE_L4_Z04</b>																					
4889	RDE_L4_Z04_Kitchen - MEP 2nd fix	15	10-May-19	16-May-19	03-Jun-19 A	02-Dec-19	-166														
4877	RDE_L4_Z04_Kitchen - MEP final fix	3	24-Sep-19	26-Sep-19	03-Dec-19	05-Dec-19	-58														
4893	RDE_L4_Z04_Kitchen - Install door & ironmongery / Make Good & Clean	6	24-Sep-19	30-Sep-19	19-Dec-19	26-Dec-19	-72														
10349	RDE_L4_Z04_Kitchen_HO1 - Kitchen Hover - Stage 1 (Site Walk Down)	0				26-Dec-19															
<b>Level 5</b>																					
<b>ABWF &amp; MEP Works</b>																					
<b>FoH Areas (Offices, Passenger Lift Lobbies &amp; Terrace) - RDE_L5_Z01</b>																					
4927	RDE_L5_Z01_FoH - MEP 1st fix (Part 1)	7	16-Jan-19	05-Mar-19	25-Mar-19 A	22-Nov-19	-218														
4928	RDE_L5_Z01_FoH - MEP 2nd fix	31	10-May-19	06-Jun-19	15-Apr-19 A	20-Dec-19	-164														
4927a	RDE_L5_Z01_FoH - MEP 1st fix (Part 2)	18			23-Nov-19	13-Dec-19															
4929	RDE_L5_Z01_FoH - MEP final fix	18	24-Sep-19	16-Oct-19	21-Dec-19	13-Jan-20	-74														
<b>BoH Plant Rooms, Corridors, FS Lift Lobby - RDE_L5_Z02</b>																					
4907	RDE_L5_Z02_BoH - Wet Trades (plaster/screed/C&W sealer/undercoat)	12	01-Apr-19	17-Apr-19	11-Mar-19 A	28-Nov-19	-187														
4900	RDE_L5_Z02_BoH - MEP 1st fix	18	10-Jun-19	08-Jul-19	01-Apr-19 A	05-Dec-19	-126														
4902	RDE_L5_Z02_BoH - MEP 2nd fix	24	09-Jul-19	29-Jul-19	15-Apr-19 A	19-Dec-19	-120														
4901	RDE_L5_Z02_BoH - Seal Wal Opening	15	09-Jul-19	15-Jul-19	02-Sep-19 A	02-Dec-19	-117														
4903	RDE_L5_Z02_BoH - Door Frame & Plastering of Perimeter Edges	21	09-Jul-19	15-Jul-19	16-Sep-19 A	09-Dec-19	-123														
4897	RDE_L5_Z02_BoH - Door / Ironmong / Hose Reel Cabs	8	30-Jul-19	07-Aug-19	20-Dec-19	30-Dec-19	-120														
4905	RDE_L5_Z02_BoH - Lobbies & Corr Close ceiling (board) incl. Cut-Outs	4	06-Aug-19	09-Aug-19	20-Dec-19	24-Dec-19	-114														
4909	RDE_L5_Z02_BoH - MEP final fix	12	16-Oct-19	29-Oct-19	20-Dec-19	04-Jan-20	-56														
4908	RDE_L5_Z02_BoH - Wall epoxy emulsion paint final coat	3	10-Aug-19	13-Aug-19	26-Dec-19	28-Dec-19	-114														
4906	RDE_L5_Z02_BoH - Floor sealer	2	13-Aug-19	14-Aug-19	28-Dec-19	30-Dec-19	-114														
<b>Toilets - RDE_L5_Z03</b>																					
4926	RDE_L5_Z03_Toilet - MEP 1st fix Ceiling	15	10-Jun-19	04-Jul-19	03-Jun-19 A	02-Dec-19	-126														
4916	RDE_L5_Z03_Toilet - MEP 2nd fix	25	18-Jul-19	31-Jul-19	17-Jun-19 A	13-Dec-19	-113														
4913	RDE_L5_Z03_Toilet - Ceiling Rods/ Grids	4	13-Jul-19	17-Jul-19	03-Dec-19	06-Dec-19	-119														
4917	RDE_L5_Z03_Toilet - Door Frame	2	05-Jul-19	06-Jul-19	03-Dec-19	04-Dec-19	-126														
4914	RDE_L5_Z03_Toilet - Close ceiling (board) incl. Cut-Outs	7	01-Aug-19	08-Aug-19	14-Dec-19	21-Dec-19	-113														
4925	RDE_L5_Z03_Toilet - Ceiling finishes final coat	3	09-Aug-19	12-Aug-19	23-Dec-19	26-Dec-19	-113														
4921	RDE_L5_Z03_Toilet - Finishes Walls & Floor Tiling	10	17-Sep-19	27-Sep-19	27-Dec-19	08-Jan-20	-84														
<b>Level 6</b>																					
<b>ABWF &amp; MEP Works</b>																					
<b>FoH Areas (Office/ OACF, Passenger Lift Lobbies &amp; Terrace) - RDE_L6_Z01</b>																					
4593	RDE_L6_Z01_FoH - Ceiling/Wall/Columns Sealer	3	10-Nov-18	15-Nov-18	12-Apr-19 A	04-Oct-19	-263														
4588	RDE_L6_Z01_FoH - MEP 1st fix (Part 1)	12	16-Jan-19	05-Mar-19	15-Apr-19 A	25-Nov-19	-220														
4594	RDE_L6_Z01_FoH - Wall/Columns Protection	5	16-Nov-18	22-Nov-18	02-May-19 A	18-Nov-19	-294														
4589	RDE_L6_Z01_FoH - MEP 2nd fix	30	06-Jun-19	05-Jul-19	24-Jun-19 A	17-Dec-19	-138														
4588a	RDE_L6_Z01_FoH - MEP 1st fix (Part 2)	12			26-Nov-19	09-Dec-19															
4590	RDE_L6_Z01_FoH - MEP final fix	18	24-Sep-19	16-Oct-19	18-Dec-19	09-Jan-20	-71														
<b>BoH Plant Rooms, Corridors, FS Lift Lobby - RDE_L6_Z02</b>																					
4568	RDE_L6_Z02_BoH - Wet Trades (plaster/screed/C&W sealer/undercoat)	14	01-Apr-19	17-Apr-19	11-Mar-19 A	28-Nov-19	-187														
4559	RDE_L6_Z02_BoH - MEP 1st fix	20	10-Jun-19	08-Jul-19	02-May-19 A	05-Dec-19	-126														
4560	RDE_L6_Z02_BoH - Seal Wal Opening	26	09-Jul-19	15-Jul-19	05-Aug-19 A	12-Dec-19	-126														
4561	RDE_L6_Z02_BoH - MEP 2nd fix	30	09-Jul-19	29-Jul-19	02-Sep-19 A	17-Dec-19	-118														
4562	RDE_L6_Z02_BoH - Door Frame & Plastering of Perimeter Edges	27	09-Jul-19	13-Jul-19	16-Sep-19 A	13-Dec-19	-128														
4564	RDE_L6_Z02_BoH - Lobbies & Corr Ceiling Rods/ Grids	4	09-Jul-19	12-Jul-19	06-Dec-19	10-Dec-19	-126														
4555	RDE_L6_Z02_BoH - Door / Ironmong / Hose Reel Cabs	7	30-Jul-19	06-Aug-19	18-Dec-19	26-Dec-19	-118														
4557	RDE_L6_Z02_BoH - Misc Metal Works / Access Panels	6	30-Jul-19	05-Aug-19	18-Dec-19	24-Dec-19	-118														
4565	RDE_L6_Z02_BoH - Lobbies & Corr Close ceiling (panels) incl. Cut-Outs	4	30-Jul-19	02-Aug-19	18-Dec-19	21-Dec-19	-118														
4569	RDE_L6_Z02_BoH - Wall epoxy emulsion paint final coat	3	30-Jul-19	01-Aug-19	18-Dec-19	20-Dec-19	-118														
4570	RDE_L6_Z02_BoH - MEP final fix	12	16-Oct-19	29-Oct-19	18-Dec-19	02-Jan-20	-54														
4567	RDE_L6_Z02_BoH - Floor sealer	2	01-Aug-19	02-Aug-19	20-Dec-19	21-Dec-19	-118														
4556	RDE_L6_Z02_BoH - All Other Finishes / Make Good & Clean	12	23-Oct-19	05-Nov-19	26-Dec-19	09-Jan-20	-54														
<b>Toilets - RDE_L6_Z03</b>																					
4581	RDE_L6_Z03_Toilet - Wproof/Testing & Protective Screed	7	15-Feb-19	22-Feb-19	13-Nov-19*	20-Nov-19	-225														
4587	RDE_L6_Z03_Toilet - MEP 1st fix Ceiling	21	10-Jun-19	04-Jul-19	21-Nov-19	14-Dec-19	-137														
10002	RDE_L6_Z03_Toilet - Dry Wall Frame & One Side Board	12			05-Dec-19	18-Dec-19															
4580	RDE_L6_Z03_Toilet - Floor Screed	4	23-Feb-19	27-Feb-19	19-Dec-19	23-Dec-19	-249														
4578	RDE_L6_Z03_Toilet - Door Frame	2	05-Jul-19	06-Jul-19	24-Dec-19	26-Dec-19	-144														
4585	RDE_L6_Z03_Toilet - MEP 1st fix Dry Wall	8	20-Feb-19	28-Feb-19	24-Dec-19	03-Jan-20	-256														
<b>Level 7</b>																					
<b>ABWF &amp; MEP Works</b>																					
<b>FoH Areas (Office/ OACF, Passenger Lift Lobbies &amp; Terrace) - RDE_L7_Z01</b>																					
4970	RDE_L7_Z01_FoH - Ceiling/Wall/Columns Sealer	3	10-Dec-18	14-Dec-18	30-Apr-19 A	04-Oct-19	-238														
4966	RDE_L7_Z01_FoH - MEP 1st fix (Part 1)	11	16-Jan-19	05-Mar-19	03-Jun-19 A	29-Nov-19	-224														
4971	RDE_L7_Z01_FoH - Wall/Columns Protection	5	15-Dec-18	21-Dec-18	03-Jun-19 A	22-Nov-19	-273														
4966a	RDE_L7_Z01_FoH - MEP 1st fix (Part 2)	18			30-Nov-19	20-Dec-19															
<b>BoH Plant Rooms, Corridors, FS Lift Lobby - RDE_L7_Z02</b>																					
4946	RDE_L7_Z02_BoH - Wet Trades (plaster/screed/C&W sealer/undercoat)	14	01-Apr-19	17-Apr-19	11-Mar-19 A	30-Nov-19	-189														
4939	RDE_L7_Z02_BoH - MEP 1st fix	20	10-Jun-19	08-Jul-19	16-Apr-19 A	07-Dec-19	-128														
4941	RDE_L7_Z02_BoH - MEP 2nd fix	30	09-Jul-19	29-Jul-19	09-Sep-19 A	19-Dec-19	-120														
4942	RDE_L7_Z02_BoH - Door Frame & Plastering of Perimeter Edges	29	09-Jul-19	13-Jul-19	23-Sep-19 A	18-Dec-19	-132														









# **Lyric Theatre Complex**

Activity ID	Activity Name	Start Date	Finish Date	2019			2020
				Oct 22	Nov 23	Dec 24	Jan 25
<b>L1 Contract for Lyric Theatre Complex (3MRP) - Environmental</b>							
<b>Cost Centre B - Excavation and Lateral Support (ELS) Stage 2</b>							
<b>Excavation and ELS Works (Stage 2)</b>							
BB200940	Implement Remedial Measures (67 nos. of Clutch Pipe Piles)	21-Sep-19A	23-Nov-19	█	█		
CB160800	[South - Area 1 & 2] Excavate to -9.0, -11.3, -14.2mPD w/ Soil Berm (29,690 cu.m)	26-Apr-19A	05-Oct-19A	█			
CB160900	[South - Area 1 & 2] Pile Head Treatment at Central Portion (54 nr BP)	08-May-19A	26-Oct-19A	█			
CB161020	[South - Area 1 & 2] Install 5th Layer of Strut S5	21-Sep-19A	18-Nov-19	█	█		
CB161030	[South - Area 1 & 2] Excavate South / West Soil Berm to -12.4mPD (18,145 cu.m)	25-Nov-19	21-Dec-19			█	
CB161040	[South - Area 1 & 2] Pile Head Treatment at South / West (22 nr BP)	09-Dec-19	08-Jan-20			█	
CB161060	[South - Area 1 & 2] Excavate East Soil Berm to -12.0mPD (9,750 cu.m)	25-Nov-19	14-Dec-19			█	
CB161070	[South - Area 1 & 2] Install 6th Layer of Strut S6	05-Dec-19	27-Dec-19			█	
CB161100	[South - Area 1 & 2] Excavate East Berm to Formation Level -14.2mPD (4,750 cu.m)	19-Dec-19	11-Jan-20			█	
CB161210	[South/North] BA14 Completion of ELS - BD Submission & Acknowledgement	11-Jan-20	17-Jan-20				█
CB162000	[North - Area 3 & 4] Excavate to Formation Level -9.6 mPD (46,575 cu.m)	18-Apr-19A	26-Oct-19A	█			
CB162100	[North - Area 3 & 4] Pile Head Treatment (52 nr BP)	23-May-19A	02-Nov-19	█			
<b>Cost Centre C - Basement</b>							
<b>Cost Centre C1 - Essential Basement Structure (Excl. AET Protection &amp; Box Culvert)</b>							
CC100100	[South - L01] Blinding Layer for Pile Cap / B2 Slab at Central Portion	30-Apr-19A	31-Oct-19A	█			
CC100200	[South - L01] Construct Central Pile Cap / B2 Slab at -11.3mPD & -14.2mPD	09-May-19A	09-Nov-19	█	█		
CC100210	[South - L01] Blinding Layer for Pile Cap / B2 Slab at South / West	23-Dec-19	15-Jan-20			█	
CC100220	[South - L01] Construct South / West Pile Cap / B2 Slab at -12.4mPD	27-Dec-19	08-Feb-20			█	
CC100420	[South - L01] Construct Central B2-B1 Columns & Structural Walls	25-Nov-19	15-Jan-20			█	
CC100440	[South - L01] Construct Central B1 Beam & Slab	16-Dec-19	08-Feb-20			█	
CC101400	[North - L04] Blinding Layer for Pile Cap / B2 Slab	12-Jun-19A	04-Nov-19	█	█		
CC101500	[North - L04] Construct Pile Cap / B2 Slab at -9.6mPD	22-Jun-19A	20-Nov-19	█	█		
CC101600	[North - L04] Remove Strut Layer S4	04-Nov-19	07-Dec-19			█	
CC101700	[North - L04] Construct B2-B1 Columns & Structural Walls	28-Nov-19	29-Jan-20			█	
CC102420	[Area 6 - L06] Construct B1-B1M Columns & Structural Walls	10-Dec-18A	09-Nov-19	█	█		
CC102430	[Area 6 - L06] Construct B1M Beam & Slab	14-Jan-19A	16-Nov-19	█	█		
CC102510	[Area 6 - L06] Construct B1M-GF Columns & Structural Walls	13-May-19A	23-Nov-19	█	█		





█ Remaining Work  
█ Critical Remaining Work  
█ Actual Work  
◆ ◆ Milestone

Project ID: L13MRP-2019031-En  
 Layout: L1-3MRP (Env)  
 Page: 1 of 2

**West Kowloon Cultural District Authority**  
**L1 Contract for Lyric Theatre Complex & Extended Basement**  
**Three Month Rolling Programme (3MRP) - Status as of 31 Oct 2019**



Activity ID	Activity Name	Start Date	Finish Date	2019			2020
				Oct 22	Nov 23	Dec 24	Jan 25
<b>CAI No. 012 Advance Works for Artist Square Bridge</b>							
<b>P34 Stair &amp; Lift Tower</b>							
CAI12320	ELS Works & Excavate to Formation Level	21-Aug-19A	14-Sep-19A				
CAI12330	Trim Pile Heads, Blinding Layer & Construct Pile Cap	31-Aug-19A	04-Oct-19A				
<b>Cost Centre D - Public Infrastructure Works (PIW)</b>							
<b>Cost Centre D2 - Austin Road West Lay-by</b>							
<b>Cost Centre D2.1 Roadworks and Remaining</b>							
<b>MC30-Ch.170 to MC30-Ch.150</b>							
CD210730	MC30-Ch170-150: Roadworks & Footpath	30-Jan-19A	14-Dec-19				
CD210750	MC30-Ch170-150: Install Street Furniture & Lighting	16-Dec-19	08-Jan-20				
<b>MC30-Ch.150 to MC30-Ch.100</b>							
CD210630	MC30-Ch150-100: Roadworks & Footpath	13-Feb-19A	30-Nov-19				
CD210650	MC30-Ch150-100: Install Street Furniture & Lighting	09-Jan-20	01-Feb-20				
<b>MC30-Ch.100 to MC30-Ch.50</b>							
CD210530	MC30-Ch100-50: Roadworks & Footpath	11-Jul-19A	21-Dec-19				
CD210535	MC30-Ch100-50: Maintenance Staircase	02-Dec-19	21-Dec-19				
CD210550	MC30-Ch100-50: Install Street Furniture & Lighting	03-Feb-20	22-Feb-20				
<b>MC30-Ch.50 to MC30-Ch.00</b>							
CD210420	MC30-Ch50-00: DN450 Freshwater (0+64 - 0+14)	14-Mar-19A	30-Nov-19				
CD210425	MC30-Ch50-00: DN450 Salt Water (0+062 - 0+12)	14-Mar-19A	30-Nov-19				
<b>MC20-Ch.140 to MC20-Ch.100</b>							
CD210310	MC20-Ch140-100: Road Drainage (WL1.12 to WL1.9)	06-Jun-19A	14-Dec-19				
CD210320	MC20-Ch140-100: DN450 Freshwater (0+14 - 0+00)	16-Dec-19	31-Dec-19				
CD210325	MC20-Ch140-100: DN450 Salt Water (0+12 - 0+00)	16-Dec-19	31-Dec-19				
<b>Cost Centre D2.2 Drainage</b>							
<b>MC20-Ch.140 to MC20-Ch.00</b>							
CD220190	MC20-Ch140-00: 1800mm dia Drainage (SF1.1 to SF1.1B) - 30m	02-Jul-19A	30-Nov-19				

 Remaining Work  
 Critical Remaining Work  
 Actual Work  
  Milestone

Project ID: L13MRP-2019031-En  
 Layout: L1-3MRP (Env)  
 Page: 2 of 2

**West Kowloon Cultural District Authority**  
**L1 Contract for Lyric Theatre Complex & Extended Basement**  
**Three Month Rolling Programme (3MRP) - Status as of 31 Oct 2019**



## **C. Action and Limit Levels for Construction Phase**

## Air Quality

The Action and Limit Levels for 1-hour and 24-hour TSP for the monitoring station are presented in following tables:

**Table C-1: Action and Limit Levels for 1-hour TSP**

Monitoring Station	Action Level (mg/m <sup>3</sup> )	Limit Level (mg/m <sup>3</sup> )
AM1	273.7	500
AM2B	274.2	500

**Table C-2: Action and Limit Levels for 24-hour TSP**

Monitoring Station	Action Level (µg/m <sup>3</sup> )	Limit Level (µg/m <sup>3</sup> )
AM1	143.6	260
AM2B	151.1	260

## Noise

The Action and Limit Levels for Noise for the monitoring stations are presented in following table:

**Table C-3: Action and Limit Levels for Construction Noise**

Time Period & Monitoring Locations	Action Level	Limit Level
NM1A 0700-1900 hours on normal weekdays	When one documented complaint is received from any one of the sensitive receivers	75 dB(A)

## **D. Event and Action Plan for Air Quality, Noise, Landscape and Visual Impact**



## Air Quality

In case the Action and Limit Levels are not complied during construction stage, the following Event and Action Plan should be followed:

**Table D-1: Event and Action Plan for Air Quality**

Event	Action			
	ET	IEC	WKCD A	Contractor
<b>Action Level</b>				
1. Exceedance for one sample	<ol style="list-style-type: none"> <li>1. Identify source, investigate the causes of exceedance and propose remedial measures;</li> <li>2. Inform IEC and WKCD A;</li> <li>3. Repeat measurement to confirm finding;</li> <li>4. Increase monitoring frequency to daily.</li> </ol>	<ol style="list-style-type: none"> <li>1. Check monitoring data submitted by ET;</li> <li>2. Check Contractor's working method.</li> </ol>	<ol style="list-style-type: none"> <li>1. Notify Contractor</li> </ol>	<ol style="list-style-type: none"> <li>1. Rectify any unacceptable practice;</li> <li>2. Amend working methods if appropriate.</li> </ol>
2. Exceedance for two or more consecutive samples	<ol style="list-style-type: none"> <li>1. Identify source;</li> <li>2. Inform IEC and WKCD A;</li> <li>3. Advise the WKCD A on the effectiveness of the proposed remedial measures;</li> <li>4. Repeat measurements to confirm findings;</li> <li>5. Increase monitoring frequency to daily;</li> <li>6. Discuss with IEC and Contractor on remedial actions required;</li> <li>7. If exceedance continues, arrange meeting with IEC and WKCD A;</li> <li>8. If exceedance stops, cease additional monitoring.</li> </ol>	<ol style="list-style-type: none"> <li>1. Check monitoring data submitted by ET;</li> <li>2. Check Contractor's working method;</li> <li>3. Discuss with ET and Contractor on possible remedial measures;</li> <li>4. Advise the ET on the effectiveness of the proposed remedial measures;</li> <li>5. Monitor the implementation of remedial measures.</li> </ol>	<ol style="list-style-type: none"> <li>1. Confirm receipt of notification of failure in writing;</li> <li>2. Notify Contractor;</li> <li>3. Ensure remedial measures properly implemented.</li> </ol>	<ol style="list-style-type: none"> <li>1. Submit proposals for remedial to WKCD A within three working days of notification;</li> <li>2. Implement the agreed proposals;</li> <li>3. Amend proposal if appropriate.</li> </ol>
<b>Limit Level</b>				
1. Exceedance for one sample	<ol style="list-style-type: none"> <li>1. Identify source, investigate the causes of exceedance and propose remedial measures;</li> <li>2. Inform WKCD A, Contractor and EPD;</li> <li>3. Repeat measurement to confirm finding;</li> <li>4. Increase monitoring frequency to daily;</li> <li>5. Assess effectiveness of Contractor's remedial actions and keep IEC, EPD and WKCD A informed of the results.</li> </ol>	<ol style="list-style-type: none"> <li>1. Check monitoring data submitted by ET;</li> <li>2. Check Contractor's working method;</li> <li>3. Discuss with ET and Contractor on possible remedial measures;</li> <li>4. Advise the WKCD A on the effectiveness of the proposed remedial measures;</li> <li>5. Monitor the implementation of remedial measures.</li> </ol>	<ol style="list-style-type: none"> <li>1. Confirm receipt of notification of failure in writing;</li> <li>2. Notify Contractor;</li> <li>3. Ensure remedial measures properly implemented.</li> </ol>	<ol style="list-style-type: none"> <li>1. Take immediate action to avoid further exceedance;</li> <li>2. Submit proposals for remedial actions to IEC within three working days of notification;</li> <li>3. Implement the agreed proposals;</li> <li>4. Amend proposal if appropriate.</li> </ol>

**Event****Action**

---

2. Exceedance for two or more consecutive samples	<ol style="list-style-type: none"><li>1. Notify IEC, WKCDA, Contractor and EPD;</li><li>2. Identify source;</li><li>3. Repeat measurement to confirm findings;</li><li>4. Increase monitoring frequency to daily;</li><li>5. Carry out analysis of Contractor's working procedures to determine possible mitigation to be implemented;</li><li>6. Arrange meeting with IEC and WKCDA to discuss the remedial actions to be taken;</li><li>7. Assess effectiveness of Contractor's remedial actions and keep IEC, EPD and WKCDA informed of the results;</li><li>8. If exceedance stops, cease additional monitoring.</li></ol>	<ol style="list-style-type: none"><li>1. Check monitoring data submitted by ET;</li><li>2. Check Contractor's working method;</li><li>3. Discuss amongst WKCDA, ET, and Contractor on the potential remedial actions;</li><li>4. Review Contractor's remedial actions whenever necessary to assure their effectiveness and advise the WKCDA accordingly;</li><li>5. Monitor the implementation of remedial measures.</li></ol>	<ol style="list-style-type: none"><li>1. Confirm receipt of notification of failure in writing;</li><li>2. Notify Contractor;</li><li>3. In consolidation with the IEC, agree on the remedial measures to be implemented;</li><li>4. Ensure remedial measures properly implemented;</li><li>5. If exceedance continues, consider what portion of the work is responsible and instruct the Contractor to stop that portion of work until the exceedance is abated.</li></ol>	<ol style="list-style-type: none"><li>1. Take immediate action to avoid further exceedance;</li><li>2. Submit proposals for remedial actions to IEC within three working days of notification;</li><li>3. Implement the agreed proposals;</li><li>4. Resubmit proposals if problem still not under control;</li><li>5. Stop the relevant portion of works as determined by the WKCDA until the exceedance is abated.</li></ol>
---	--	--	---	--

---

## Construction Noise

In case the Action and Limit Levels are not complied during construction stage, the following Event and Action Plan should be followed:

**Table D-2: Event and Action Plan for Construction Noise**

Event	Action			
	ET	IEC	WKCD	Contractor
Action Level	<ol style="list-style-type: none"> <li>1. Notify WKCD, IEC and Contractor;</li> <li>2. Carry out investigation;</li> <li>3. Report the results of investigation to the IEC, WKCD and Contractor;</li> <li>4. Discuss with the IEC and Contractor on remedial measures required;</li> <li>5. Increase monitoring frequency to check mitigation effectiveness.</li> </ol>	<ol style="list-style-type: none"> <li>1. Review the investigation results submitted by the ET;</li> <li>2. Review the proposed remedial measures by the Contractor and advise the WKCD accordingly;</li> <li>3. Advise the WKCD on the effectiveness of the proposed remedial measures.</li> </ol>	<ol style="list-style-type: none"> <li>1. Confirm receipt of notification of failure in writing;</li> <li>2. Notify Contractor;</li> <li>3. In consolidation with the IEC, agree with the Contractor on the remedial measures to be implemented;</li> <li>4. Supervise the implementation of remedial measures.</li> </ol>	<ol style="list-style-type: none"> <li>1. Submit noise mitigation proposals to IEC and WKCD;</li> <li>2. Implement noise mitigation proposals.</li> </ol>
Limit Level	<ol style="list-style-type: none"> <li>1. Inform IEC, WKCD, Contractor and EPD;</li> <li>2. Repeat measurements to confirm findings;</li> <li>3. Increase monitoring frequency;</li> <li>4. Identify source and investigate the cause of exceedance;</li> <li>5. Carry out analysis of Contractor's working procedures;</li> <li>6. Discuss with the IEC, Contractor and WKCD on remedial measures required;</li> <li>7. Assess effectiveness of Contractor's remedial actions and keep IEC, EPD and WKCD informed of the results;</li> <li>8. If exceedance stops, cease additional monitoring.</li> </ol>	<ol style="list-style-type: none"> <li>1. Discuss amongst WKCD, ET, and Contractor on the potential remedial actions;</li> <li>2. Review Contractor's remedial actions whenever necessary to assure their effectiveness and advise the WKCD accordingly.</li> </ol>	<ol style="list-style-type: none"> <li>1. Confirm receipt of notification of failure in writing;</li> <li>2. Notify Contractor;</li> <li>3. In consolidation with the IEC, agree with the Contractor on the remedial measures to be implemented;</li> <li>4. Supervise the implementation of remedial measures;</li> <li>5. If exceedance continues, consider stopping the Contractor to continue working on that portion of work which causes the exceedance until the exceedance is abated.</li> </ol>	<ol style="list-style-type: none"> <li>1. Take immediate action to avoid further exceedance;</li> <li>2. Submit proposals for remedial actions to IEC and WKCD within 3 working days of notification;</li> <li>3. Implement the agreed proposals;</li> <li>4. Submit further proposal if problem still not under control;</li> <li>5. Stop the relevant portion of works as instructed by the WKCD until the exceedance is abated.</li> </ol>

## Landscape and Visual Impact

In case of non-compliance of landscape and visual impacts, procedures in accordance with the Event and Action Plan should be followed:

**Table D-3: Event and Action Plan for Landscape and Visual Impact**

Event	Action			
	ET	IEC	WKCD A	Contractor
Design Check	<ol style="list-style-type: none"> <li>1. Design check to make sure the design complies with all the proposed mitigation measures in the EIA report;</li> <li>2. Prepare and submit report.</li> </ol>	<ol style="list-style-type: none"> <li>1. Check report submitted by ET;</li> <li>2. Recommend remedial design if necessary.</li> </ol>	<ol style="list-style-type: none"> <li>1. Undertake remedial design if necessary.</li> </ol>	-
Non-conformity on one occasion	<ol style="list-style-type: none"> <li>1. Identify source of non-conformity;</li> <li>2. Report to IEC and WKCD A;</li> <li>3. Discuss remedial actions with IEC, WKCD A and Contractor;</li> <li>4. Monitor remedial actions until rectification has been completed.</li> </ol>	<ol style="list-style-type: none"> <li>1. Check and verify source of non-conformity;</li> <li>2. Discuss remedial actions with ET and Contractor;</li> <li>3. Advise WKCD A on effectiveness of proposed remedial actions;</li> <li>4. Check implementation of remedial actions.</li> </ol>	<ol style="list-style-type: none"> <li>1. Notify Contractor;</li> <li>2. Ensure remedial actions are properly implemented.</li> </ol>	<ol style="list-style-type: none"> <li>1. Amend working method as necessary;</li> <li>2. Rectify damage and undertake necessary replacement and remedial actions.</li> </ol>
Repeated conformity	<ol style="list-style-type: none"> <li>1. Identify source of non-conformity;</li> <li>2. Report to IEC and WKCD A;</li> <li>3. Increase monitoring frequency;</li> <li>4. Discuss remedial actions with IEC, WKCD A and Contractor;</li> <li>5. Monitor remedial actions until rectification has been completed;</li> <li>6. If non-conformity rectified, reduce monitoring frequency back to normal.</li> </ol>	<ol style="list-style-type: none"> <li>1. Check and verify source of non-conformity;</li> <li>2. Check Contractor's working method;</li> <li>3. Discuss remedial actions with ET and Contractor;</li> <li>4. Advise WKCD A on effectiveness of proposed remedial actions;</li> <li>5. Supervise implementation of remedial actions.</li> </ol>	<ol style="list-style-type: none"> <li>1. Notify Contractor;</li> <li>2. Ensure remedial actions are properly implemented.</li> </ol>	<ol style="list-style-type: none"> <li>1. Amend working method as necessary;</li> <li>2. Rectify damage and undertake necessary replacement and remedial actions.</li> </ol>

## E. Monitoring Schedule

# OCTOBER 2019

Sunday	Monday	Tuesday	Wednesday	Thursday	Friday	Saturday
		<b>1</b>	<b>2</b> AM1, AM2B - 24hrTSP, 1hr TSP x3 NM1A - Noise Impact Monitoring	<b>3</b> M+ Landscape & Visual Inspection	<b>4</b>	<b>5</b>
<b>6</b>	<b>7</b>	<b>8</b> AM1, AM2B - 24hrTSP, 1hr TSP x3 NM1A - Noise Impact Monitoring	<b>9</b> L1 Landscape & Visual Inspection	<b>10</b>	<b>11</b>	<b>12</b>
<b>13</b>	<b>14</b> AM1, AM2B - 24hrTSP, 1hr TSP x3 NM1A - Noise Impact Monitoring	<b>15</b> M+ Landscape & Visual Inspection	<b>16</b>	<b>17</b>	<b>18</b> AM1, AM2B - 24hrTSP, 1hr TSP x3	<b>19</b>
<b>20</b>	<b>21</b>	<b>22</b>	<b>23</b> L1 Landscape & Visual Inspection	<b>24</b> AM1, AM2B - 24hrTSP, 1hr TSP x3 NM1A - Noise Impact Monitoring	<b>25</b>	<b>26</b>
<b>27</b>	<b>28</b>	<b>29</b> M+ Landscape & Visual Inspection	<b>30</b> AM1, AM2B - 24hrTSP, 1hr TSP x3 NM1A - Noise Impact Monitoring	<b>31</b>		
		Notes: AM1 - International Commerce Centre (ICC) AM2B - 1st Floor of Gammon's Site Office NM1A - International Commerce Centre (ICC)				

# NOVEMBER 2019

Sunday	Monday	Tuesday	Wednesday	Thursday	Friday	Saturday
					1	2
3	4	5 AM1, AM2B - 24hrTSP, 1hr TSP x3 NM1A - Noise Impact Monitoring	6	7	8	9
10	11 AM1, AM2B - 24hrTSP, 1hr TSP x3 NM1A - Noise Impact Monitoring	12	13	14	15 AM1, AM2B - 24hrTSP, 1hr TSP x3	16
17	18	19	20	21 AM1, AM2B - 24hrTSP, 1hr TSP x3 NM1A - Noise Impact Monitoring	22	23
24	25	26	27 AM1, AM2B - 24hrTSP, 1hr TSP x3 NM1A - Noise Impact Monitoring	28	29	30
		Notes: AM1 - International Commerce Centre (ICC) AM2B - 1st Floor of Gammon's Site Office NM1A - International Commerce Centre (ICC)				

## F. Calibration Certifications



High-Volume TSP Sampler  
5-Point Calibration Record

Location : AM1(ICC)  
 Calibrated by : K.T.Ho  
 Date : 04/08/2019

Sampler

Model : TE-5170  
 Serial Number : S/N 0767

Calibration Orifice and Standard Calibration Relationship

Serial Number : 2454  
 Service Date : 25 February 2019  
 Slope (m) : 2.07076  
 Intercept (b) : -0.02917  
 Correlation Coefficient(r) : 1.00000

Standard Condition

Pstd (hpa) : 1013  
 Tstd (K) : 298.18

Calibration Condition

Pa (hpa) : 1000  
 Ta(K) : 303

Resistance Plate	dH [green liquid] (inch water)	Z	X=Qstd (cubic meter/min)	IC (chart)	Y (corrected)
1   18 holes	12.2	3.459	1.684	62	61.40
2   13 holes	8.8	2.938	1.433	52	51.49
3   10 holes	6.4	2.505	1.224	40	39.61
4   7 holes	4.0	1.980	0.970	30	29.71
5   5 holes	2.6	1.597	0.785	18	17.82

Notes:  $Z = \sqrt{dH(Pa/Pstd)(Tstd/Ta)}$ ,  $X = Z/m - b$ ,  $Y(\text{Corrected Flow}) = IC * \{\sqrt{Pa/Pstd}(Tstd/Ta)\}$

Sampler Calibration Relationship

Slope(m): 48.004                      Intercept(b): -18.526                      Correlation Coefficient(r): 0.9969

Checked by:   
 Magnum Fan

Date: 08/08/2019

High-Volume TSP Sampler  
5-Point Calibration Record

Location : AM1(ICC)  
 Calibrated by : K.T.Ho  
 Date : 04/10/2019

Sampler

Model : TE-5170  
 Serial Number : S/N 0767

Calibration Orifice and Standard Calibration Relationship

Serial Number : 2454  
 Service Date : 25 February 2019  
 Slope (m) : 2.07076  
 Intercept (b) : -0.02917  
 Correlation Coefficient(r) : 1.00000

Standard Condition

Pstd (hpa) : 1013  
 Tstd (K) : 298.18

Calibration Condition


Pa (hpa) : 1014  
 Ta(K) : 300

Resistance Plate	dH [green liquid] (inch water)	Z	X=Qstd (cubic meter/min)	IC (chart)	Y (corrected)
1   18 holes	10.2	3.185	1.552	60	59.83
2   13 holes	7.6	2.749	1.342	50	49.86
3   10 holes	6.0	2.443	1.194	40	39.89
4   7 holes	3.8	1.944	0.953	26	25.93
5   5 holes	2.4	1.545	0.760	16	15.95

Notes:  $Z = \sqrt{dH(Pa/Pstd)(Tstd/Ta)}$ ,  $X = Z/m - b$ ,  $Y(\text{Corrected Flow}) = IC * \sqrt{Pa/Pstd)(Tstd/Ta)}$

Sampler Calibration Relationship

Slope(m): 56.553                      Intercept(b): -27.312                      Correlation Coefficient(r): 0.9990

Checked by:   
 Magnum Fan

Date: 08/10/2019

High-Volume TSP Sampler  
5-Point Calibration Record

Location : AM2B (Gammon Office)  
 Calibrated by : K.T.Ho  
 Date : 20/09/2019

Sampler

Model : TE-5170  
 Serial Number : S/N 8919

Calibration Orifice and Standard Calibration Relationship

Serial Number : 2454  
 Service Date : 25 February 2019  
 Slope (m) : 2.07076  
 Intercept (b) : -0.02917  
 Correlation Coefficient(r) : 1.00000

Standard Condition

Pstd (hpa) : 1013  
 Tstd (K) : 298.18

Calibration Condition


Pa (hpa) : 1005  
 Ta(K) : 303

Resistance Plate	dH [green liquid] (inch water)	Z	X=Qstd (cubic meter/min)	IC (chart)	Y (corrected)
1   18 holes	12.2	3.450	1.680	60	59.27
2   13 holes	8.6	2.897	1.413	50	49.39
3   10 holes	6.0	2.420	1.183	40	39.51
4   7 holes	4.0	1.976	0.968	26	25.68
5   5 holes	2.6	1.593	0.783	18	17.78

Notes:  $Z = \sqrt{dH(Pa/Pstd)(Tstd/Ta)}$ ,  $X = Z/m - b$ ,  $Y(\text{Corrected Flow}) = IC * \{\sqrt{Pa/Pstd}(Tstd/Ta)\}$

Sampler Calibration Relationship

Slope(m): 47.432      Intercept(b): -18.850      Correlation Coefficient(r): 0.9950

Checked by:   
 \_\_\_\_\_  
 Magnum Fan

Date: 22/09/2019



RECALIBRATION

DUE DATE:

February 25, 2020

# Certificate of Calibration

## Calibration Certification Information

Cal. Date: February 25, 2019      Rootsmeter S/N: 438320      Ta: 294      °K  
 Operator: Jim Tisch      Pa: 762.0      mm Hg  
 Calibration Model #: TE-5025A      Calibrator S/N: 2454

Run	Vol. Init (m3)	Vol. Final (m3)	ΔVol. (m3)	ΔTime (min)	ΔP (mm Hg)	ΔH (in H2O)
1	1	2	1	1.4400	3.2	2.00
2	3	4	1	1.0200	6.4	4.00
3	5	6	1	0.9120	7.9	5.00
4	7	8	1	0.8700	8.8	5.50
5	9	10	1	0.7180	12.8	8.00

## Data Tabulation

Vstd (m3)	Qstd (x-axis)	$\sqrt{\Delta H \left( \frac{Pa}{Pstd} \right) \left( \frac{Tstd}{Ta} \right)}$ (y-axis)	Va	Qa (x-axis)	$\sqrt{\Delta H \left( \frac{Ta}{Pa} \right)}$ (y-axis)
1.0120	0.7028	1.4257	0.9958	0.6915	0.8784
1.0077	0.9880	2.0162	0.9916	0.9722	1.2423
1.0057	1.1028	2.2542	0.9896	1.0851	1.3889
1.0045	1.1546	2.3642	0.9885	1.1362	1.4567
0.9992	1.3916	2.8513	0.9832	1.3694	1.7569
<b>QSTD</b>	<b>m= 2.07076</b>		<b>QA</b>	<b>m= 1.29667</b>	
	<b>b= -0.02917</b>			<b>b= -0.01797</b>	
	<b>r= 1.00000</b>			<b>r= 1.00000</b>	

## Calculations

$Vstd = \Delta Vol \left( \frac{Pa - \Delta P}{Pstd} \right) \left( \frac{Tstd}{Ta} \right)$	$Va = \Delta Vol \left( \frac{Pa - \Delta P}{Pa} \right)$
$Qstd = Vstd / \Delta Time$	$Qa = Va / \Delta Time$
For subsequent flow rate calculations:	
$Qstd = 1/m \left( \left( \sqrt{\Delta H \left( \frac{Pa}{Pstd} \right) \left( \frac{Tstd}{Ta} \right)} \right) - b \right)$	$Qa = 1/m \left( \left( \sqrt{\Delta H \left( \frac{Ta}{Pa} \right)} \right) - b \right)$

## Standard Conditions

Tstd:	298.15 °K
Pstd:	760 mm Hg
<b>Key</b>	
ΔH: calibrator manometer reading (in H2O)	
ΔP: rootsmeter manometer reading (mm Hg)	
Ta: actual absolute temperature (°K)	
Pa: actual barometric pressure (mm Hg)	
b: intercept	
m: slope	

## RECALIBRATION

US EPA recommends annual recalibration per 1998 40 Code of Federal Regulations Part 50 to 51, Appendix B to Part 50, Reference Method for the Determination of Suspended Particulate Matter in the Atmosphere, 9.2.17, page 30



## ALS Laboratory Group

ANALYTICAL CHEMISTRY & TESTING SERVICES

### SUB-CONTRACTING REPORT

CONTACT	: MR K.W. FAN	WORK ORDER	: <b>HK1864495</b>
CLIENT	: ENVIROTECH SERVICES CO.		
ADDRESS	: RM113, 1/F, MY LOFT, 9 HOI WING ROAD, TUEN MUN, N.T. HONG KONG	SUB-BATCH	: 1
		DATE RECEIVED	: 11-DEC-2018
		DATE OF ISSUE	: 28-DEC-2018
PROJECT	: ----	NO. OF SAMPLES	: 1
		CLIENT ORDER	: ----

#### General Comments

- Sample(s) were received in ambient condition.
- Sample(s) analysed and reported on as received basis.
- Calibration was subcontracted to and analysed by Action United Enviro Services.

#### Signatories

This document has been signed by those names that appear on this report and are the authorised signatories

Signatories

Position

Richard Fung

General Manager

This is the Final Report and supersedes any preliminary report with this batch number.

Results apply to sample(s) as submitted. All pages of this report have been checked and approved for release.

ALS Technichem (HK) Pty Ltd  
Part of the ALS Laboratory Group

11/F, Chung Shun Knitting Centre 1 - 3 Wing Yip Street Kwai Chung N.T. Hong Kong  
Tel. +852 2610 1044 Fax +852 2610 2021 [www.alsglobal.com](http://www.alsglobal.com)



WORK ORDER : HK1864495  
SUB-BATCH : 1  
CLIENT : ENVIROTECH SERVICES CO.  
PROJECT : ---



ALS Lab ID	Client's Sample ID	Sample Type	Sample Date	External Lab Report No.
HK1864495-001	S/N: 235780	Equipments	11-Dec-2018	S/N: 235780

## Equipment Verification Report (TSP)

### Equipment Calibrated:

Type: Laser Dust monitor  
 Manufacturer: Sibata LD-3B  
 Serial No. 235780  
 Equipment Ref: Nil  
 Job Order HK1864495

### Standard Equipment:

Standard Equipment: Higher Volume Sampler  
 Location & Location ID: AUES office (calibration room)  
 Equipment Ref: HVS 018  
 Last Calibration Date: 21 September 2018

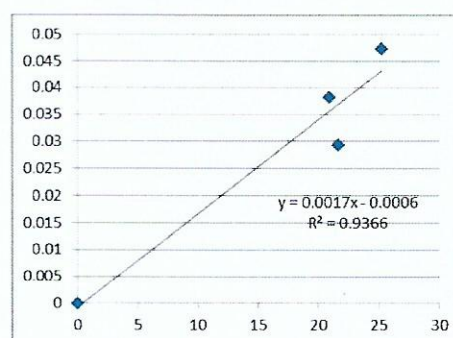
### Equipment Verification Results:

Testing Date: 17&18 December 2018

Hour	Time	Mean Temp °C	Mean Pressure (hPa)	Concentration in mg/m <sup>3</sup> (Standard Equipment)	Total Count (Calibrated Equipment)	Count/Minute (Total Count/min)
2hr03min	12:20 ~ 14:23	18.0	1022.2	0.038	2557	20.9
2hr14min	09:11 ~ 11:25	18.1	1022.2	0.029	2891	21.6
2hr14min	11:33 ~ 13:47	18.1	1022.2	0.047	3379	25.3

### Linear Regression of Y or X

Slope (K-factor): 0.0017  
 Correlation Coefficient 0.9678  
 Date of Issue 28 December 2018



### Remarks:

- Strong** Correlation ( $R > 0.8$ )
  - Factor 0.0017 should be applied for TSP monitoring
- \*if  $R < 0.5$ , repair or re-verification is required for the equipment

Operator : Fai So Signature :  Date : 28 December 2018

QC Reviewer : Ben Tam Signature :  Date : 28 December 2018

# ALS Technichem (HK) Pty Ltd



## ALS Laboratory Group

ANALYTICAL CHEMISTRY & TESTING SERVICES

### SUB-CONTRACTING REPORT

CONTACT	: MR K.W. FAN	WORK ORDER	: <b>HK1864496</b>
CLIENT	: ENVIROTECH SERVICES CO.		
ADDRESS	: RM113, 1/F, MY LOFT, 9 HOI WING ROAD, TUEN MUN, N.T. HONG KONG	SUB-BATCH	: 1
		DATE RECEIVED	: 11-DEC-2018
		DATE OF ISSUE	: 28-DEC-2018
PROJECT	: ----	NO. OF SAMPLES	: 1
		CLIENT ORDER	: ----

#### General Comments

- Sample(s) were received in ambient condition.
- Sample(s) analysed and reported on as received basis.
- Calibration was subcontracted to and analysed by Action United Enviro Services.

#### Signatories

This document has been signed by those names that appear on this report and are the authorised signatories

Signatories

Position

Richard Fung

General Manager

This is the Final Report and supersedes any preliminary report with this batch number.

Results apply to sample(s) as submitted. All pages of this report have been checked and approved for release.

**ALS Technichem (HK) Pty Ltd**  
Part of the **ALS Laboratory Group**

11/F Chung Shun Knitting Centre 1 - 3 Wing Yip Street Kwai Chung N.T. Hong Kong  
Tel. +852 2610 1044 Fax. +852 2610 2021 [www.alsglobal.com](http://www.alsglobal.com)



WORK ORDER : HK1864496  
SUB-BATCH : 1  
CLIENT : ENVIROTECH SERVICES CO.  
PROJECT : ----



ALS Lab ID	Client's Sample ID	Sample Type	Sample Date	External Lab Report No.
HK1864496-001	S/N: 6Z7784	Equipments	11-Dec-2018	S/N: 6Z7784

## Equipment Verification Report (TSP)

### Equipment Calibrated:

Type: Laser Dust monitor  
Manufacturer: Sibata LD-3B  
Serial No. 6Z7784  
Equipment Ref: Nil  
Job Order HK1864496

### Standard Equipment:

Standard Equipment: Higher Volume Sampler  
Location & Location ID: AUES office (calibration room)  
Equipment Ref: HVS 018  
Last Calibration Date: 21 September 2018

### Equipment Verification Results:

Testing Date: 17&18 December 2018

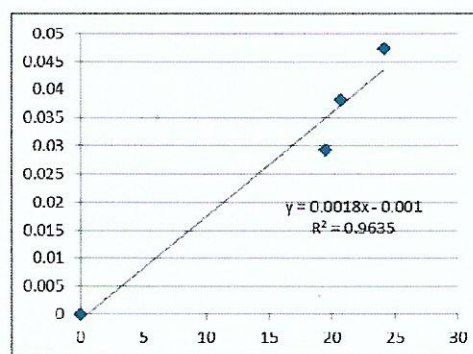
Hour	Time	Mean Temp °C	Mean Pressure (hPa)	Concentration in mg/m <sup>3</sup> (Standard Equipment)	Total Count (Calibrated Equipment)	Count/Minute (Total Count/min)
2hr03min	12:20 ~ 14:23	18.0	1022.2	0.038	2533	20.7
2hr14min	09:11 ~ 11:25	18.1	1022.2	0.029	2601	19.4
2hr14min	11:33 ~ 13:47	18.1	1022.2	0.047	3232	24.2

### Linear Regression of Y or X

Slope (K-factor): 0.0018  
Correlation Coefficient 0.9816  
Date of Issue 28 December 2018

### Remarks:

1. **Strong** Correlation ( $R > 0.8$ )
  2. Factor 0.0018 should be applied for TSP monitoring
- \*If  $R < 0.5$ , repair or re-verification is required for the equipment



Operator: Fai So Signature:  Date: 28 December 2018

QC Reviewer: Ben Tam Signature:  Date: 28 December 2018



輝創工程有限公司

Sun Creation Engineering Limited  
Calibration & Testing Laboratory

# Certificate of Calibration

## 校正證書

Certificate No. : C185972  
證書編號

ITEM TESTED / 送檢項目 (Job No. / 序引編號 : IC18-2180)      Date of Receipt / 收件日期 : 24 October 2018

Description / 儀器名稱 : Sound Level Meter  
Manufacturer / 製造商 : Rion  
Model No. / 型號 : NL-52  
Serial No. / 編號 : 00542913  
Supplied By / 委託者 : Envirotech Services Co.  
Room 113, 1/F, My Loft, 9 Hoi Wing Road, Tuen Mun,  
New Territories, Hong Kong

### TEST CONDITIONS / 測試條件

Temperature / 溫度 :  $(23 \pm 2)^{\circ}\text{C}$       Relative Humidity / 相對濕度 :  $(50 \pm 25)\%$   
Line Voltage / 電壓 : ---

### TEST SPECIFICATIONS / 測試規範

Calibration

DATE OF TEST / 測試日期 : 4 November 2018


### TEST RESULTS / 測試結果

The results apply to the particular unit-under-test only.  
The results do not exceed manufacturer's specification. (after adjustment)  
The results are detailed in the subsequent page(s).

The test equipment used for calibration are traceable to National Standards via :

- The Government of The Hong Kong Special Administrative Region Standard & Calibration Laboratory
- The Bruel & Kjaer Calibration Laboratory, Denmark
- Agilent Technologies / Keysight Technologies
- Rohde & Schwarz Laboratory, Germany
- Fluke Everett Service Center, USA

Tested By :   
測試      K C Lee  
Engineer

Certified By :   
核證      H C Chan  
Engineer

Date of Issue : 7 November 2018  
簽發日期

The test equipment used for calibration are traceable to the Nation Standards as specified in this certificate. This certificate shall not be reproduced except in full, without the prior written approval of this laboratory.

本證書所載校正用之測試器材均可溯源至國際標準。局部複印本證書需先獲本實驗所書面批准。

Sun Creation Engineering Limited - Calibration & Testing Laboratory

c/o 4/F, 1 Hing On Lane, Tuen Mun, New Territories, Hong Kong

輝創工程有限公司 - 校正及檢測實驗室

c/o 香港新界屯門興安里一號四樓

Tel/電話: (852) 2927 2606      Fax/傳真: (852) 2744 8986

E-mail/電郵: callab@suncreation.com

Website/網址: www.suncreation.com





輝創工程有限公司

Sun Creation Engineering Limited  
Calibration & Testing Laboratory

# Certificate of Calibration

## 校正證書

Certificate No. : C185972  
證書編號

- The unit-under-test (UUT) was allowed to stabilize in the laboratory for over 12 hours, and switched on to warm up for over 10 minutes before the commencement of the test.
- Self-calibration using the internal standard (After Adjustment) was performed before the test 6.1.1.2 to 6.3.2.
- The results presented are the mean of 3 measurements at each calibration point.
- Test equipment :

Equipment ID	Description	Certificate No.
CL280	40 MHz Arbitrary Waveform Generator	C180024
CL281	Multifunction Acoustic Calibrator	CDK1806821

5. Test procedure : MA101N.

6. Results :

6.1 Sound Pressure Level

6.1.1 Reference Sound Pressure Level

6.1.1.1 Before Adjustment

UUT Setting				Applied Value		UUT Reading (dB)	IEC 61672 Class 1 Spec. (dB)
Range (dB)	Function	Frequency Weighting	Time Weighting	Level (dB)	Freq. (kHz)		
30 - 130	L <sub>A</sub>	A	Fast	94.00	1	* 95.9	± 1.1

\*Out of IEC 61672 Class 1 Spec.

6.1.1.2 After Adjustment

UUT Setting				Applied Value		UUT Reading (dB)	IEC 61672 Class 1 Spec. (dB)
Range (dB)	Function	Frequency Weighting	Time Weighting	Level (dB)	Freq. (kHz)		
30 - 130	L <sub>A</sub>	A	Fast	94.00	1	94.0	± 1.1

6.1.2 Linearity

UUT Setting				Applied Value		UUT Reading (dB)
Range (dB)	Function	Frequency Weighting	Time Weighting	Level (dB)	Freq. (kHz)	
30 - 130	L <sub>A</sub>	A	Fast	94.00	1	94.0 (Ref.)
				104.00		104.0
				114.00		114.0

IEC 61672 Class 1 Spec. : ± 0.6 dB per 10 dB step and ± 1.1 dB for overall different.

The test equipment used for calibration are traceable to the Nation Standards as specified in this certificate. This certificate shall not be reproduced except in full, without the prior written approval of this laboratory.

本證書所載校正用之測試器材均可溯源至國際標準。局部複印本證書需先獲本實驗室書面批准。

Sun Creation Engineering Limited - Calibration & Testing Laboratory

c/o 4/F, 1 Hing On Lane, Tuen Mun, New Territories, Hong Kong

輝創工程有限公司 - 校正及檢測實驗室

c/o 香港新界屯門興安里一號四樓

Tel/電話: (852) 2927 2606

Fax/傳真: (852) 2744 8986

E-mail/電郵: callab@suncreation.com

Website/網址: www.suncreation.com

Page 2 of 4

# Certificate of Calibration

## 校正證書

Certificate No. : C185972

證書編號

### 6.2 Time Weighting

UUT Setting				Applied Value		UUT Reading (dB)	IEC 61672 Class 1 Spec. (dB)
Range (dB)	Function	Frequency Weighting	Time Weighting	Level (dB)	Freq. (kHz)		
30 - 130	L <sub>A</sub>	A	Fast	94.00	1	94.0	Ref.
			Slow			94.0	± 0.3

### 6.3 Frequency Weighting

#### 6.3.1 A-Weighting

UUT Setting				Applied Value		UUT Reading (dB)	IEC 61672 Class 1 Spec. (dB)
Range (dB)	Function	Frequency Weighting	Time Weighting	Level (dB)	Freq.		
30 - 130	L <sub>A</sub>	A	Fast	94.00	63 Hz	67.8	-26.2 ± 1.5
					125 Hz	77.8	-16.1 ± 1.5
					250 Hz	85.3	-8.6 ± 1.4
					500 Hz	90.7	-3.2 ± 1.4
					1 kHz	94.0	Ref.
					2 kHz	95.2	+1.2 ± 1.6
					4 kHz	95.0	+1.0 ± 1.6
					8 kHz	93.0	-1.1 (+2.1 ; -3.1)
					12.5 kHz	89.6	-4.3 (+3.0 ; -6.0)

#### 6.3.2 C-Weighting

UUT Setting				Applied Value		UUT Reading (dB)	IEC 61672 Class 1 Spec. (dB)
Range (dB)	Function	Frequency Weighting	Time Weighting	Level (dB)	Freq.		
30 - 130	L <sub>C</sub>	C	Fast	94.00	63 Hz	93.1	-0.8 ± 1.5
					125 Hz	93.8	-0.2 ± 1.5
					250 Hz	94.0	0.0 ± 1.4
					500 Hz	94.0	0.0 ± 1.4
					1 kHz	94.0	Ref.
					2 kHz	93.8	-0.2 ± 1.6
					4 kHz	93.2	-0.8 ± 1.6
					8 kHz	91.1	-3.0 (+2.1 ; -3.1)
					12.5 kHz	87.6	-6.2 (+3.0 ; -6.0)

The test equipment used for calibration are traceable to the Nation Standards as specified in this certificate. This certificate shall not be reproduced except in full, without the prior written approval of this laboratory.

本證書所載校正用之測試器材均可溯源至國際標準。局部複印本證書需先獲本實驗室書面批准。





輝創工程有限公司

Sun Creation Engineering Limited

Calibration & Testing Laboratory

# Certificate of Calibration

## 校正證書

Certificate No. : C185972

證書編號

Remarks : - UUT Microphone Model No. : UC-53A & S/N : 320728  
- Mfr's Spec. : IEC 61672 Class 1  
- Uncertainties of Applied Value : 94 dB : 63 Hz - 125 Hz :  $\pm 0.35$  dB  
250 Hz - 500 Hz :  $\pm 0.30$  dB  
1 kHz :  $\pm 0.20$  dB  
2 kHz - 4 kHz :  $\pm 0.35$  dB  
8 kHz :  $\pm 0.45$  dB  
12.5 kHz :  $\pm 0.70$  dB  
104 dB : 1 kHz :  $\pm 0.10$  dB (Ref. 94 dB)  
114 dB : 1 kHz :  $\pm 0.10$  dB (Ref. 94 dB)

- The uncertainties are for a confidence probability of not less than 95 %.

Note :

Only the original copy or the laboratory's certified true copy is valid.

The values given in this Certificate only relate to the values measured at the time of the test and any uncertainties quoted will not include allowance for the equipment long term drift, variations with environment changes, vibration and shock during transportation, overloading, mis-handling, or the capability of any other laboratory to repeat the measurement. Sun Creation Engineering Limited shall not be liable for any loss or damage resulting from the use of the equipment.

The test equipment used for calibration are traceable to the Nation Standards as specified in this certificate. This certificate shall not be reproduced except in full, without the prior written approval of this laboratory.

本證書所載校正用之測試器材均可溯源至國際標準。局部複印本證書需先獲本實驗室書面批准。

Sun Creation Engineering Limited - Calibration & Testing Laboratory

c/o 4/F, 1 Hing On Lane, Tuen Mun, New Territories, Hong Kong

輝創工程有限公司 - 校正及檢測實驗室

c/o 香港新界屯門興安里一號四樓

Tel/電話: (852) 2927 2606

Fax/傳真: (852) 2744 8986

E-mail/電郵: callab@suncreation.com

Website/網址: www.suncreation.com

Page 4 of 4



# Certificate of Calibration 校正證書

Certificate No. : C192695  
證書編號

ITEM TESTED / 送檢項目 (Job No. / 序引編號 : IC19-0995)      Date of Receipt / 收件日期 : 17 May 2019  
Description / 儀器名稱 : Precision Acoustic Calibrator  
Manufacturer / 製造商 : LARSON DAVIS  
Model No. / 型號 : CAL200  
Serial No. / 編號 : 11333  
Supplied By / 委託者 : Envirotech Services Co.  
Room 113, 1/F, My Loft, 9 Hoi Wing Road, Tuen Mun,  
New Territories, Hong Kong

## TEST CONDITIONS / 測試條件

Temperature / 溫度 :  $(23 \pm 2)^{\circ}\text{C}$       Relative Humidity / 相對濕度 :  $(50 \pm 25)\%$   
Line Voltage / 電壓 : ---

## TEST SPECIFICATIONS / 測試規範

Calibration check


DATE OF TEST / 測試日期 : 26 May 2019


## TEST RESULTS / 測試結果

The results apply to the particular unit-under-test only.  
The results do not exceed manufacturer's specification.  
The results are detailed in the subsequent page(s).

The test equipment used for calibration are traceable to National Standards via :

- The Government of The Hong Kong Special Administrative Region Standard & Calibration Laboratory
- The Bruel & Kjaer Calibration Laboratory, Denmark
- Agilent Technologies / Keysight Technologies
- Fluke Everett Service Center, USA

Tested By :   
測試 : \_\_\_\_\_  
H T Wong  
Technical Officer

Certified By :   
核證 : \_\_\_\_\_  
K O Lee  
Engineer

Date of Issue : 29 May 2019  
簽發日期

The test equipment used for calibration are traceable to the Nation Standards as specified in this certificate. This certificate shall not be reproduced except in full, without the prior written approval of this laboratory.

本證書所載校正用之測試器材均可溯源至國際標準。局部複印本證書需先獲本實驗所書面批准。





# Certificate of Calibration

## 校正證書

Certificate No. : C192695  
證書編號

- The unit-under-test (UUT) was allowed to stabilize in the laboratory for over 12 hours before the commencement of the test.
- The results presented are the mean of 3 measurements at each calibration point.
- Test equipment :

<u>Equipment ID</u>	<u>Description</u>	<u>Certificate No.</u>
CL130	Universal Counter	C183775
CL281	Multifunction Acoustic Calibrator	CDK1806821
TST150A	Measuring Amplifier	C181288

- Test procedure : MA100N.
- Results :

### 5.1 Sound Level Accuracy

UUT Nominal Value	Measured Value (dB)	Mfr's Spec. (dB)	Uncertainty of Measured Value (dB)
94 dB, 1 kHz	93.8	± 0.2	± 0.2
114 dB, 1 kHz	113.8		

### 5.2 Frequency Accuracy

UUT Nominal Value (kHz)	Measured Value (kHz)	Mfr's Spec.	Uncertainty of Measured Value (Hz)
1	1.000	1 kHz ± 1 %	± 1

Remark : The uncertainties are for a confidence probability of not less than 95 %.

Note :  
Only the original copy or the laboratory's certified true copy is valid.

The values given in this Certificate only relate to the values measured at the time of the test and any uncertainties quoted will not include allowance for the equipment long term drift, variations with environment changes, vibration and shock during transportation, overloading, mis-handling, or the capability of any other laboratory to repeat the measurement. Sun Creation Engineering Limited shall not be liable for any loss or damage resulting from the use of the equipment.

The test equipment used for calibration are traceable to the Nation Standards as specified in this certificate. This certificate shall not be reproduced except in full, without the prior written approval of this laboratory.

本證書所載校正用之測試器材均可溯源至國際標準。局部複印本證書需先獲本實驗所書面批准。

Sun Creation Engineering Limited – Calibration & Testing Laboratory

c/o 4/F, 1 Hing On Lane, Tuen Mun, New Territories, Hong Kong

輝創工程有限公司 — 校正及檢測實驗室

c/o 香港新界屯門興安里一號四樓

Tel/電話: (852) 2927 2606

Fax/傳真: (852) 2744 8986

E-mail/電郵: callab@suncreation.com

Website/網址: www.suncreation.com

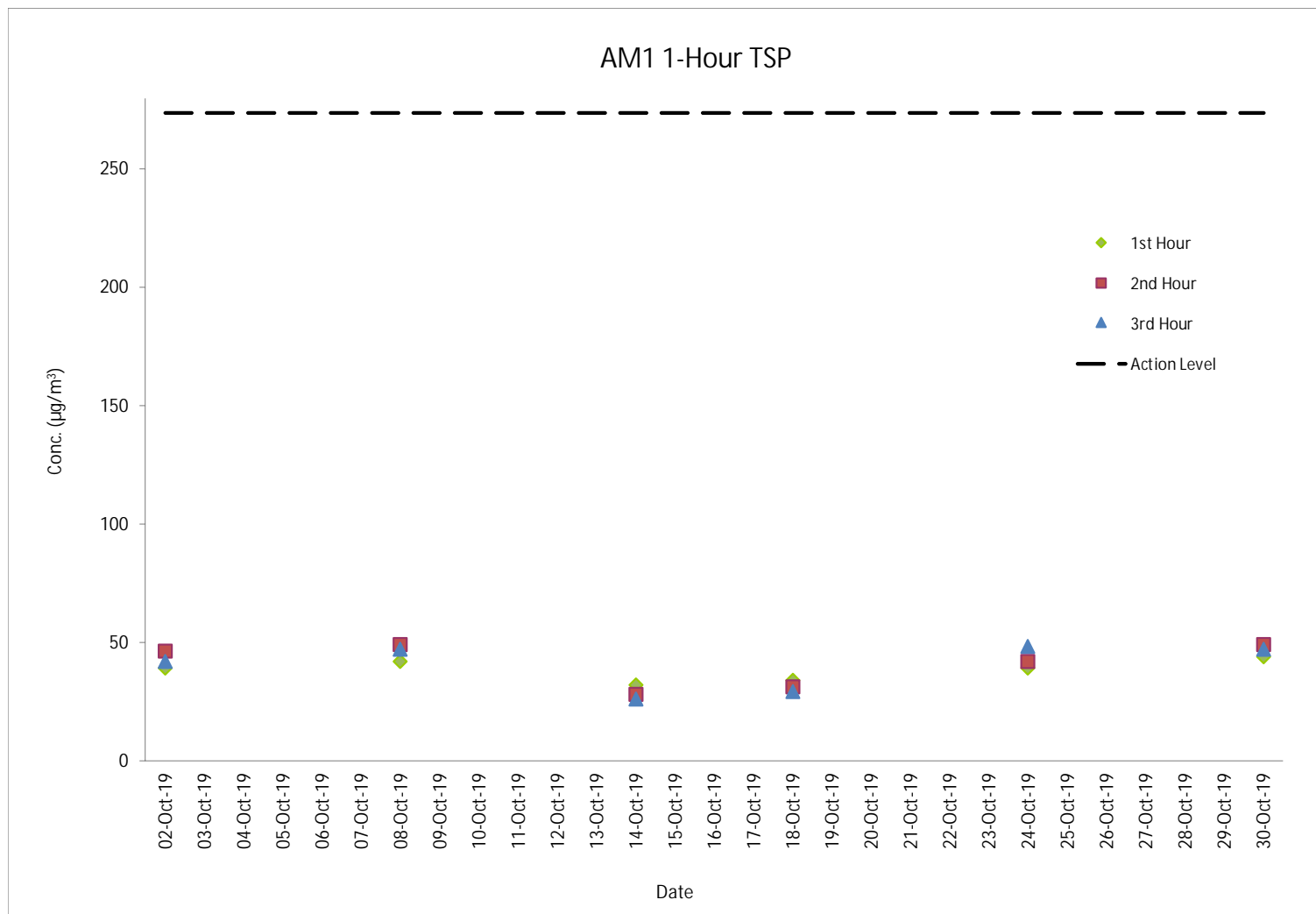
## G. Graphical Plots of the Monitoring Results

**Air Quality Monitoring Result at Station AM1 (1-hour TSP)**

Date	Weather Condition	Time			Conc. ( $\mu\text{g}/\text{m}^3$ )			Action Level ( $\mu\text{g}/\text{m}^3$ )	Limit Level ( $\mu\text{g}/\text{m}^3$ )
					1 <sup>st</sup> Hour	2 <sup>nd</sup> Hour	3 <sup>rd</sup> Hour		
02-Oct-19	Sunny	13:07	-	16:07	39	46	42	273.7	500
08-Oct-19	Fine	8:10	-	11:10	42	49	47	273.7	500
14-Oct-19	Cloudy	8:08	-	11:08	32	28	26	273.7	500
18-Oct-19	Fine	8:07	-	11:07	34	31	29	273.7	500
24-Oct-19	Sunny	8:10	-	11:10	39	42	48	273.7	500
30-Oct-19	Fine	8:06	-	11:06	44	49	47	273.7	500



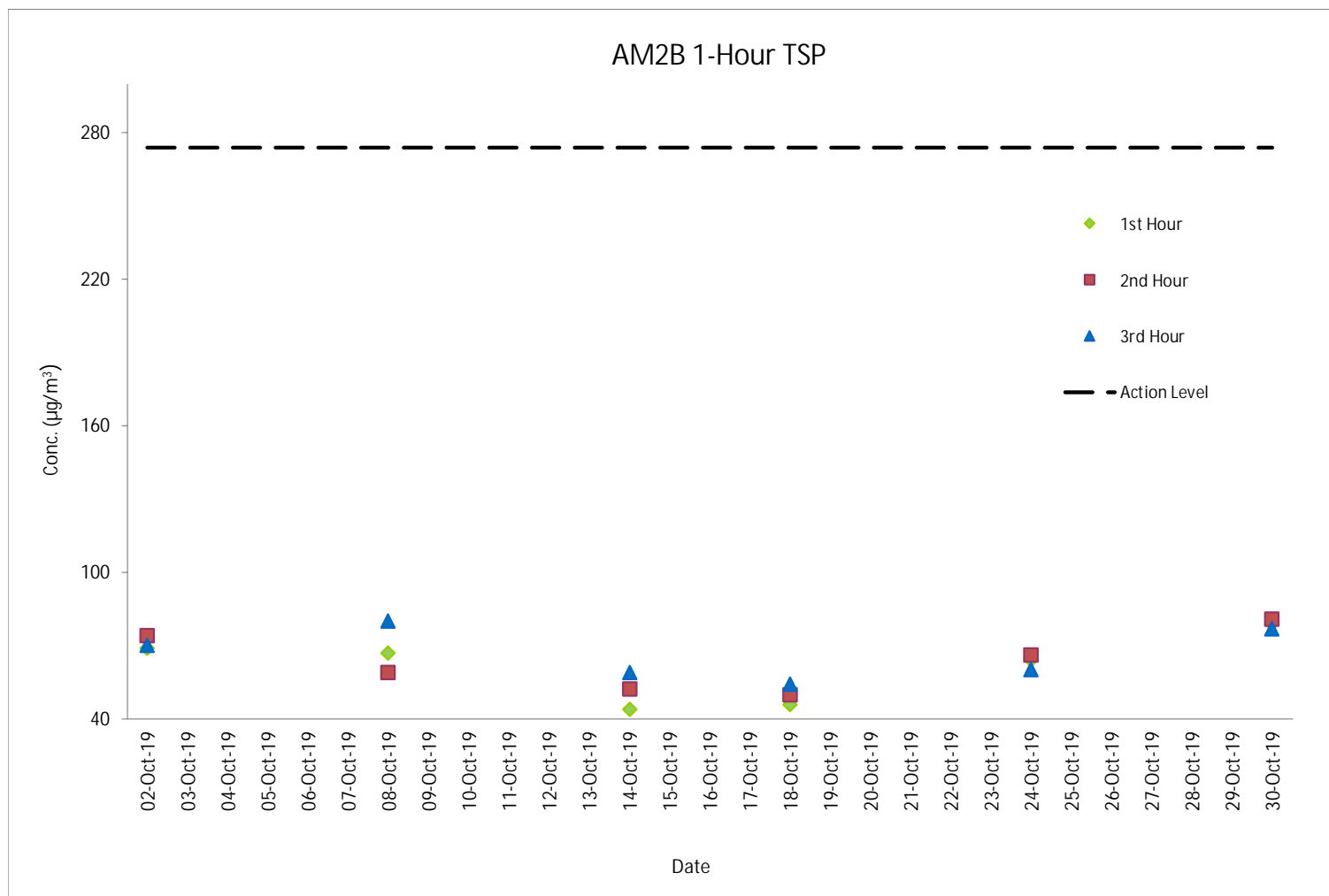
### Graphical Presentation of Air Quality Monitoring Result at Station AM1 (1-hour TSP)



**Air Quality Monitoring Result at Station AM2B (1-hour TSP)**

Date	Weather Condition	Time			Conc. ( $\mu\text{g}/\text{m}^3$ )			Action Level ( $\mu\text{g}/\text{m}^3$ )	Limit Level ( $\mu\text{g}/\text{m}^3$ )
					1 <sup>st</sup> Hour	2 <sup>nd</sup> Hour	3 <sup>rd</sup> Hour		
02-Oct-19	Sunny	13:22	-	16:22	69	74	70	274.2	500
08-Oct-19	Fine	8:24	-	11:24	67	59	80	274.2	500
14-Oct-19	Cloudy	8:22	-	11:22	44	52	59	274.2	500
18-Oct-19	Fine	8:22	-	11:22	46	50	54	274.2	500
24-Oct-19	Sunny	8:24	-	11:24	64	66	60	274.2	500
30-Oct-19	Fine	8:20	-	11:20	79	81	77	274.2	500

### Graphical Presentation of Air Quality Monitoring Result at Station AM2B (1-hour TSP)

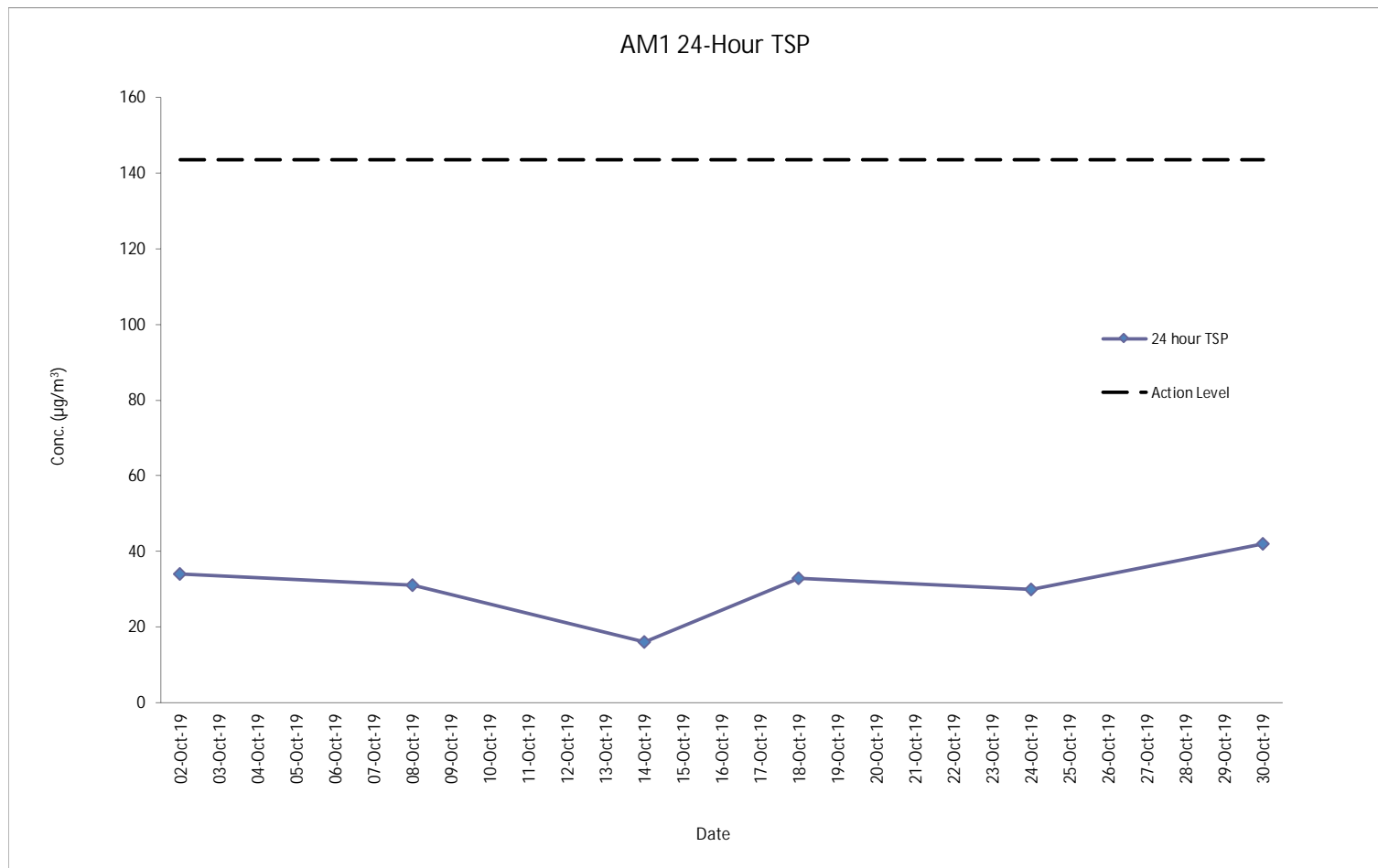




### Air Quality Monitoring Result at Station AM1 (24-hour TSP)

Start		Finish		Filter Weight (g)		Elapsed Time Reading (hrs)		Sampling Time (hrs)	Flow Rate (m <sup>3</sup> /min)			Conc. (µg/m <sup>3</sup> )	Weather Condition	Action Level (µg/m <sup>3</sup> )	Limit Level (µg/m <sup>3</sup> )
Date	Time	Date	Time	Initial	Final	Initial	Final		Initial	Final	Average				
02-Oct-19	08:05	03-Oct-19	08:05	2.6987	2.7592	20816.38	20840.38	24	1.23	1.23	1.23	34	Sunny	143.6	260
08-Oct-19	08:08	09-Oct-19	08:08	2.7222	2.777	20840.38	20864.38	24	1.23	1.23	1.23	31	Fine	143.6	260
14-Oct-19	08:06	15-Oct-19	08:06	2.7104	2.7390	20864.38	20888.38	24	1.23	1.23	1.23	16	Cloudy	143.6	260
18-Oct-19	08:05	19-Oct-19	08:05	2.7272	2.7863	20888.38	20912.38	24	1.23	1.23	1.23	33	Fine	143.6	260
24-Oct-19	08:08	25-Oct-19	08:08	2.7124	2.7663	20912.38	20936.38	24	1.23	1.23	1.23	30	Sunny	143.6	260
30-Oct-19	08:04	31-Oct-19	08:04	2.7129	2.7879	20936.38	20960.38	24	1.23	1.23	1.23	42	Fine	143.6	260

### Graphical Presentation of Air Quality Monitoring Result at Station AM1 (24-hour TSP)

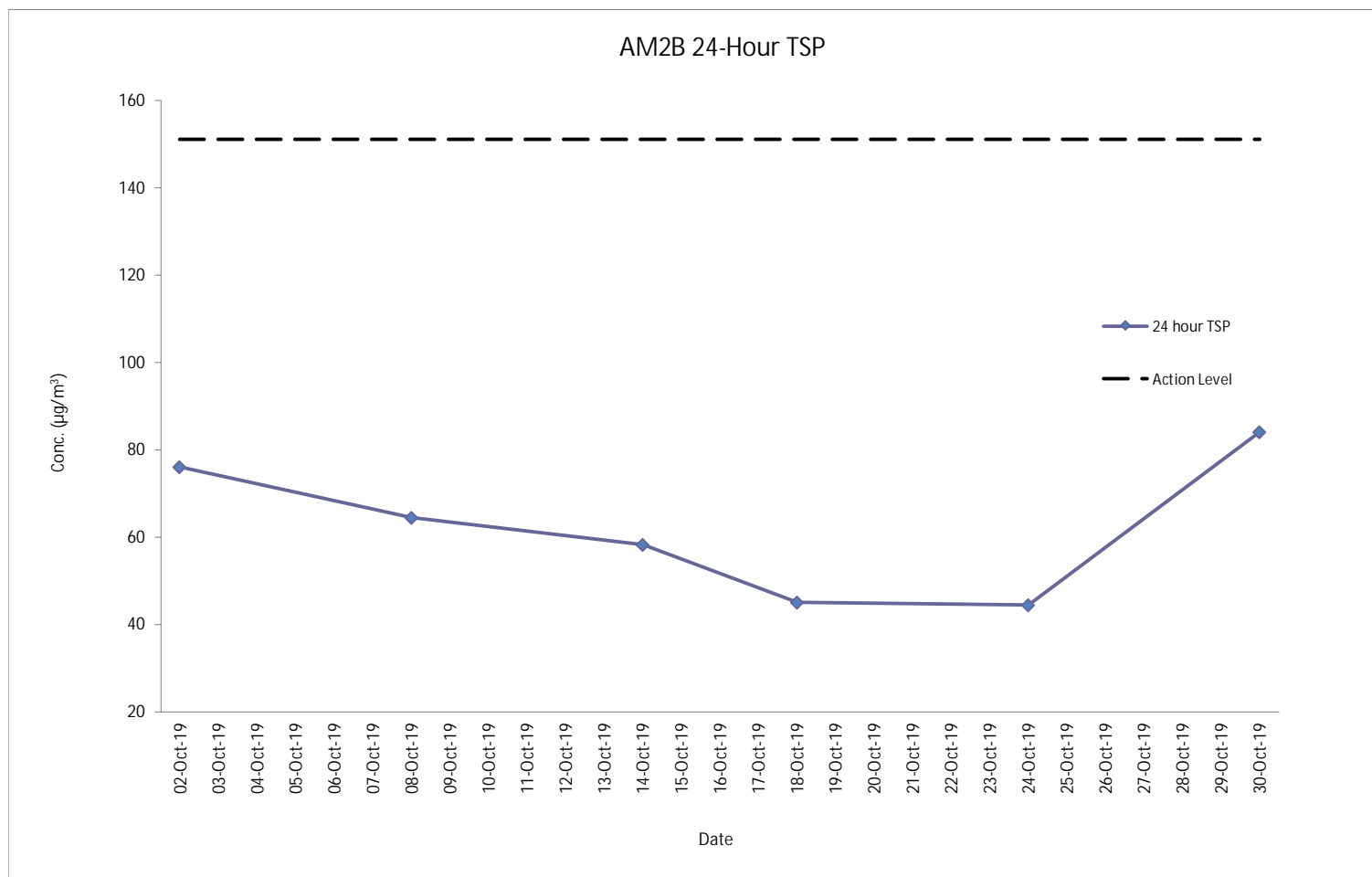


**Air Quality Monitoring Result at Station AM2B (24-hour TSP)**

Start		Finish		Filter Weight (g)		Elapsed Time Reading (hrs)		Sampling Time (hrs)	Flow Rate (m <sup>3</sup> /min)			Conc. (µg/m <sup>3</sup> )	Weather Condition	Action Level (µg/m <sup>3</sup> )	Limit Level (µg/m <sup>3</sup> )
Date	Time	Date	Time	Initial	Final	Initial	Final		Initial	Final	Average				
02-Oct-19	08:20	03-Oct-19	08:20	2.7055	2.8457	20371.05	20395.05	24	1.28	1.28	1.28	76	Sunny	151.1	260
08-Oct-19	08:22	09-Oct-19	08:22	2.7240	2.8428	20395.05	20419.05	24	1.28	1.28	1.28	64	Fine	151.1	260
14-Oct-19	08:20	15-Oct-19	08:20	2.7236	2.8312	20419.05	20443.05	24	1.28	1.28	1.28	58	Cloudy	151.1	260
18-Oct-19	08:20	19-Oct-19	08:20	2.7145	2.7975	20443.05	20467.05	24	1.28	1.28	1.28	45	Fine	151.1	260
24-Oct-19	08:22	25-Oct-19	08:22	2.7056	2.7875	20467.05	20491.05	24	1.28	1.28	1.28	44	Sunny	151.1	260
30-Oct-19	08:18	31-Oct-19	08:18	2.6729	2.8276	20491.05	20515.05	24	1.28	1.28	1.28	84	Fine	151.1	260



### Graphical Presentation of Air Quality Monitoring Result at Station AM2B (24-hour TSP)



### Noise Monitoring Result at Station NM1A

Date	Time	Measured L <sub>10</sub> , dB(A)	Measured L <sub>90</sub> , dB(A)	L <sub>eq</sub> (30 min.)*, dB(A)
02-Oct-19	10:28	66.4	62.7	68.2
02-Oct-19	10:33	67.9	63.1	
02-Oct-19	10:38	68.0	63.9	
02-Oct-19	10:43	66.4	62.9	
02-Oct-19	10:48	66.7	62.7	
02-Oct-19	10:53	68.2	64.5	
08-Oct-19	10:30	66.4	62.1	68.5
08-Oct-19	10:35	67.9	63.4	
08-Oct-19	10:40	67.8	63.9	
08-Oct-19	10:45	66.5	62.4	
08-Oct-19	10:50	67.6	63.4	
08-Oct-19	10:55	68.0	64.0	
14-Oct-19	10:28	68.4	64.5	69.5
14-Oct-19	10:33	67.5	63.2	
14-Oct-19	10:38	69.7	65.2	
14-Oct-19	10:43	69.6	65.8	
14-Oct-19	10:48	68.7	64.9	
14-Oct-19	10:53	67.7	63.5	
24-Oct-19	10:30	68.3	63.1	69.0
24-Oct-19	10:35	67.5	62.7	
24-Oct-19	10:40	67.9	62.9	
24-Oct-19	10:45	68.0	63.4	
24-Oct-19	10:50	68.4	63.9	
24-Oct-19	10:55	67.2	62.7	
30-Oct-19	10:26	66.9	62.7	68.6
30-Oct-19	10:31	67.4	63.4	
30-Oct-19	10:36	68.7	64.2	
30-Oct-19	10:41	66.7	62.7	
30-Oct-19	10:46	68.4	64.5	
30-Oct-19	10:51	67.1	63.2	

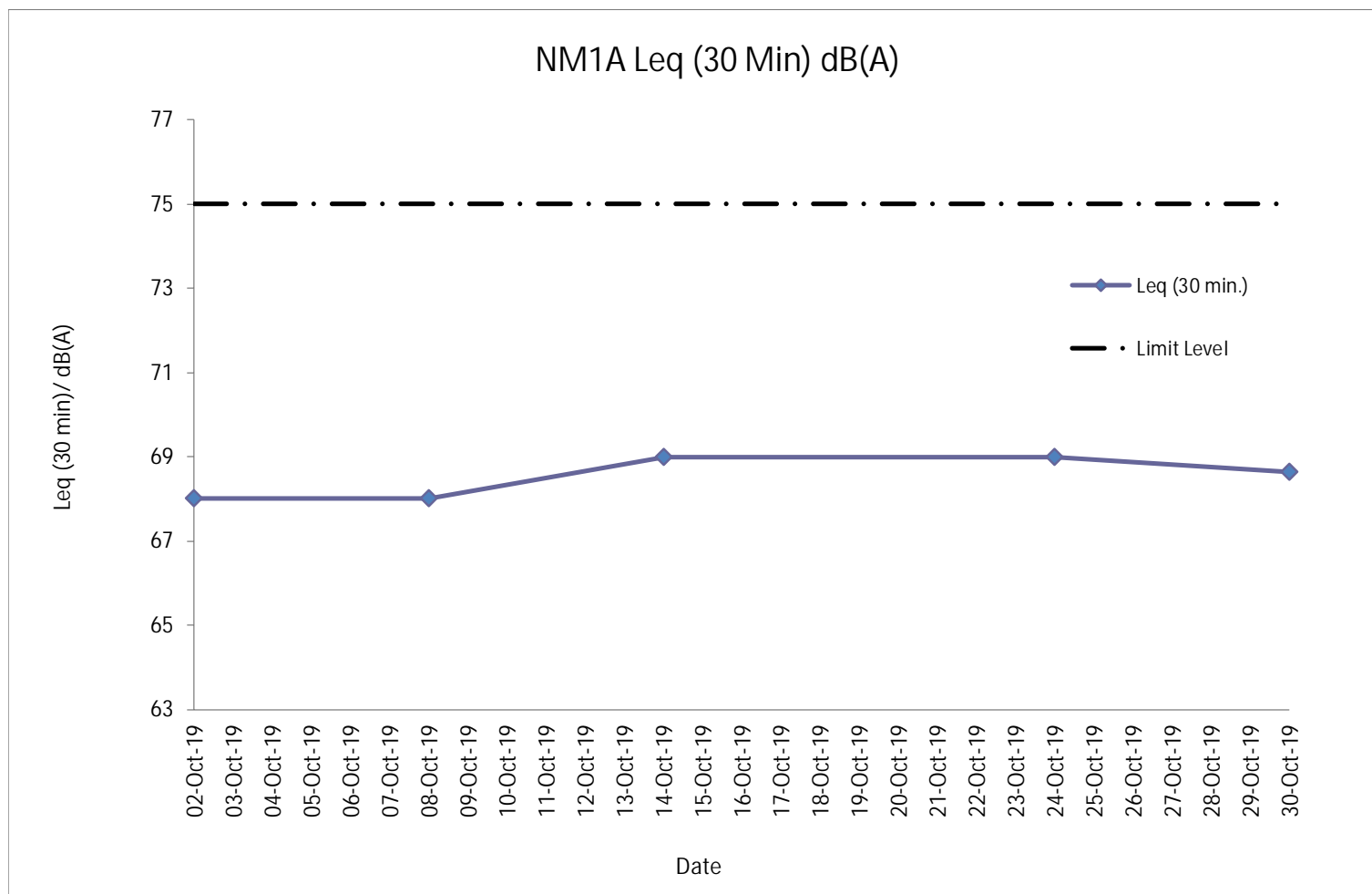
Remarks:

\* +3dB (A) correction was applied to free-field measurement.



The station set-up of a free-field measurement at Station NM1A.

### Graphical Presentation Noise Monitoring Result at Station NM1A

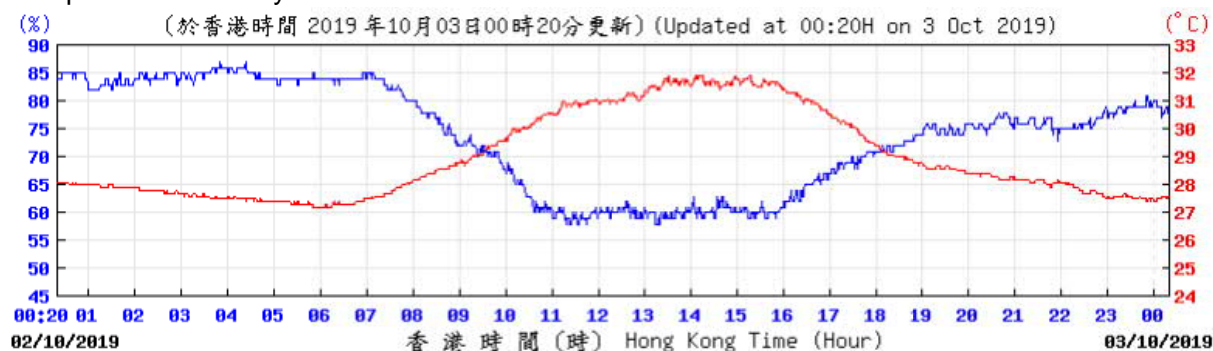




## **H. Meteorological Data Extracted from Hong Kong Observatory**

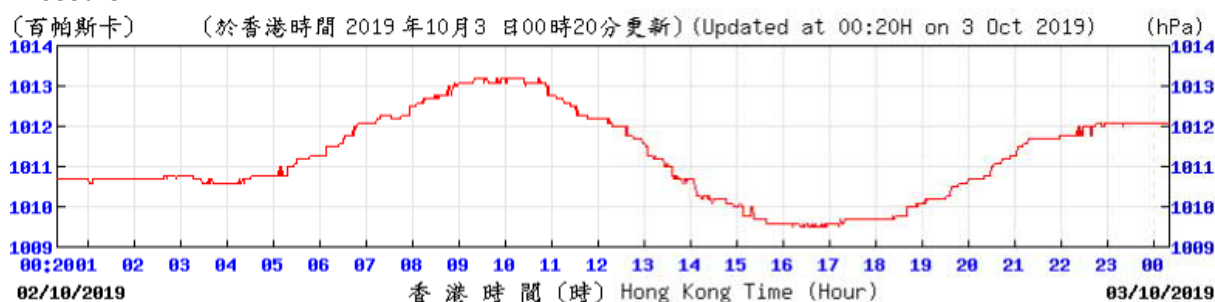
Extract of Meteorological Observations for King's Park Automatic Weather Station, October 2019

Temperature/Humidity:



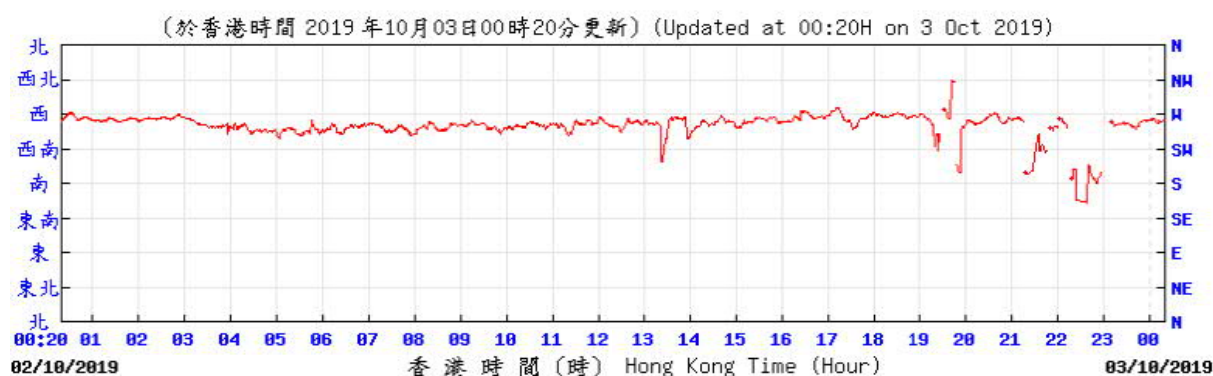
KPC © 香港天文台 Hong Kong Observatory

Pressure:



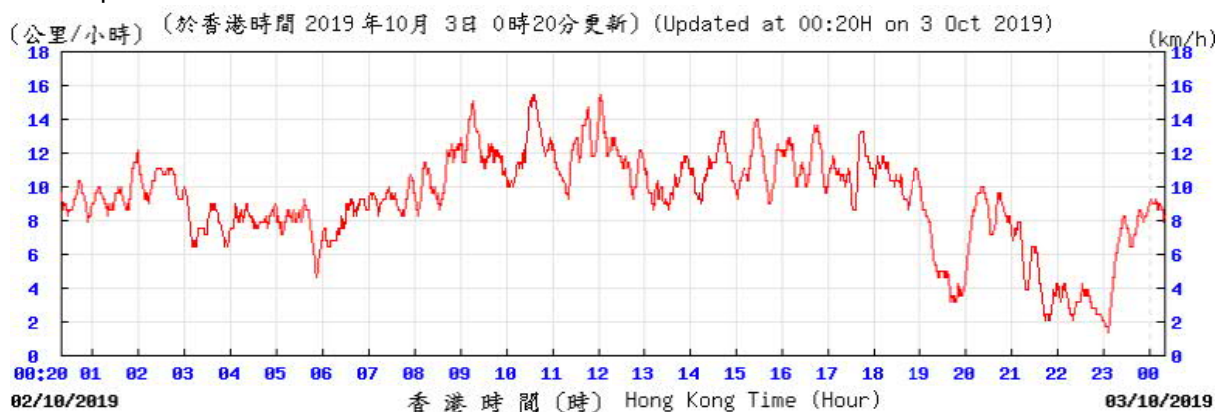
KPC © 香港天文台 Hong Kong Observatory

Wind Direction:



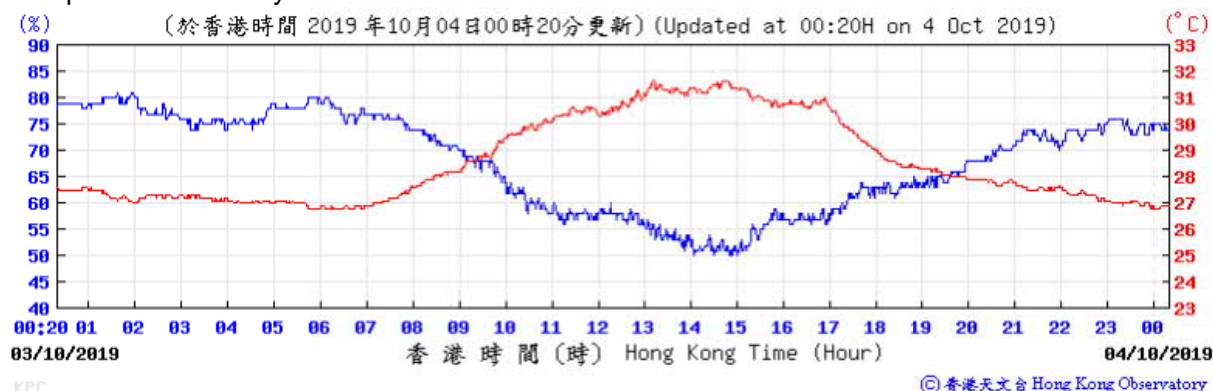
KPC © 香港天文台 Hong Kong Observatory

Wind Speed:

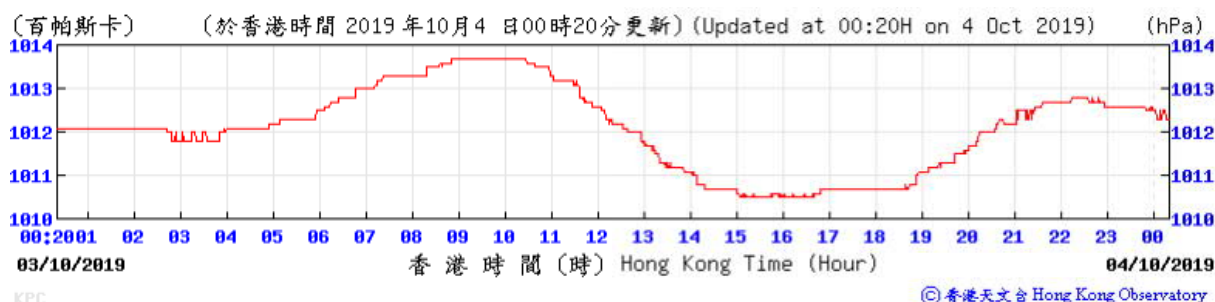


KPC © 香港天文台 Hong Kong Observatory

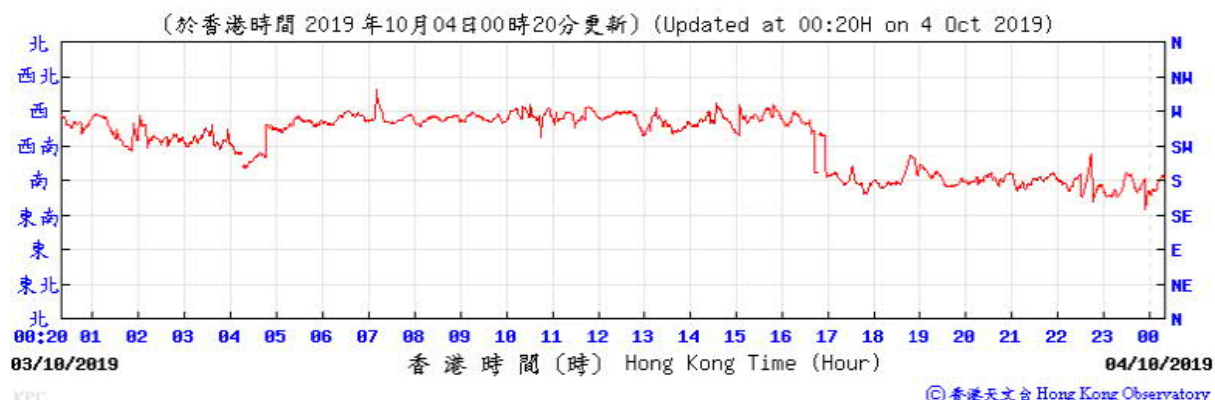
### Temperature/Humidity:



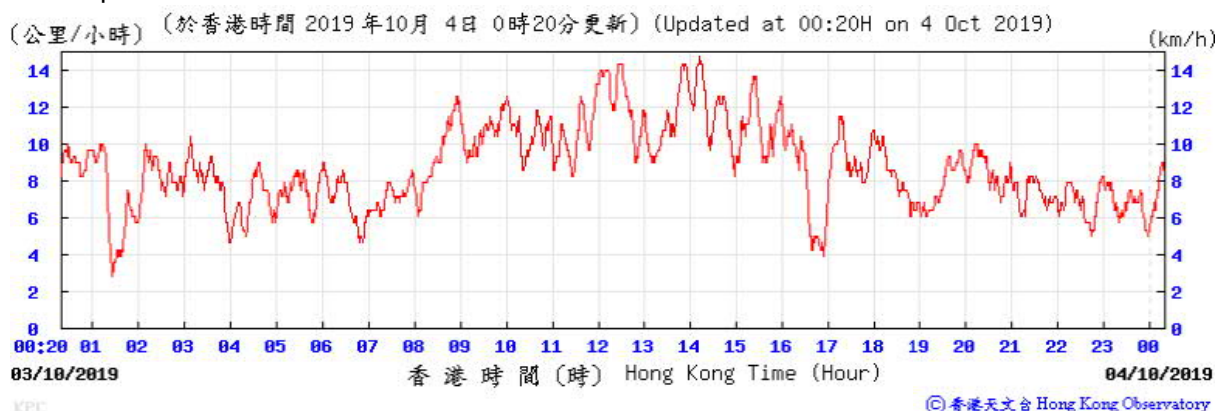
### Pressure:



### Wind Direction:

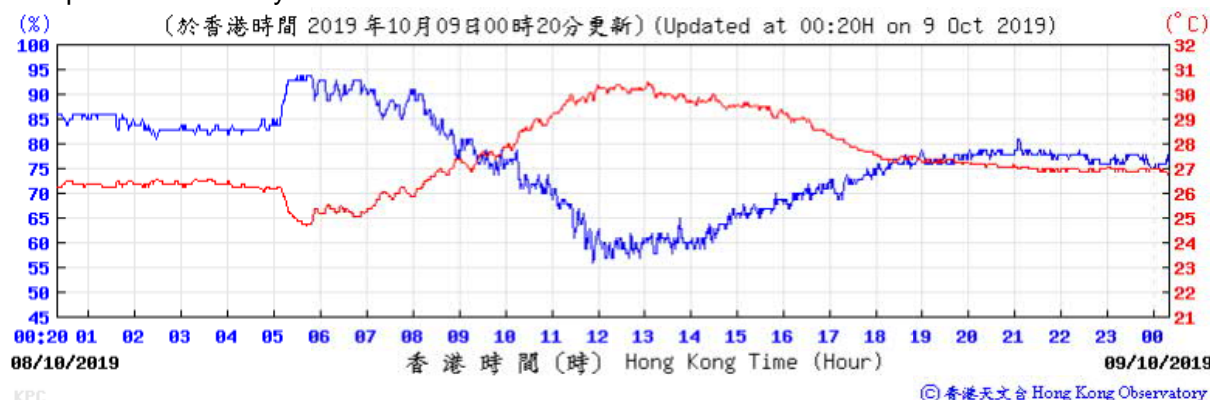


### Wind Speed:

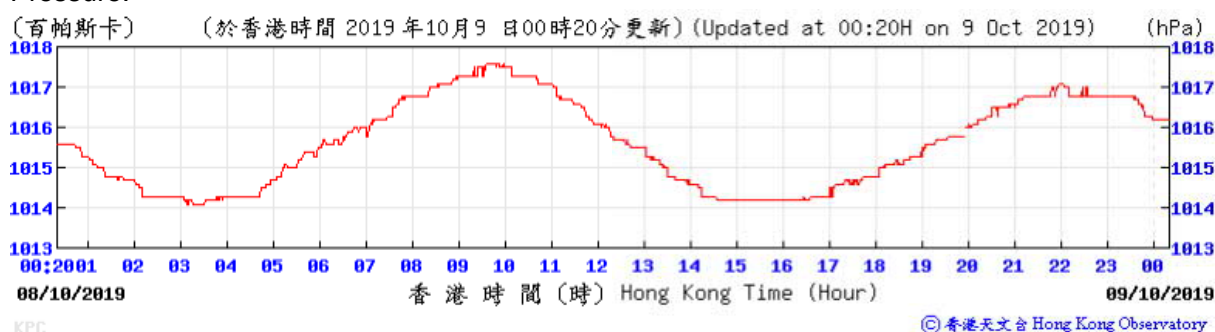




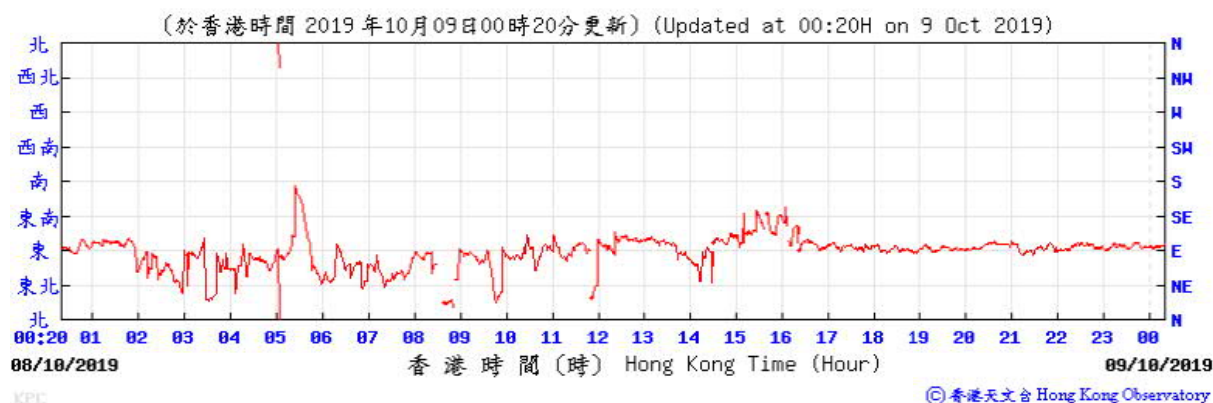
### Temperature/Humidity:



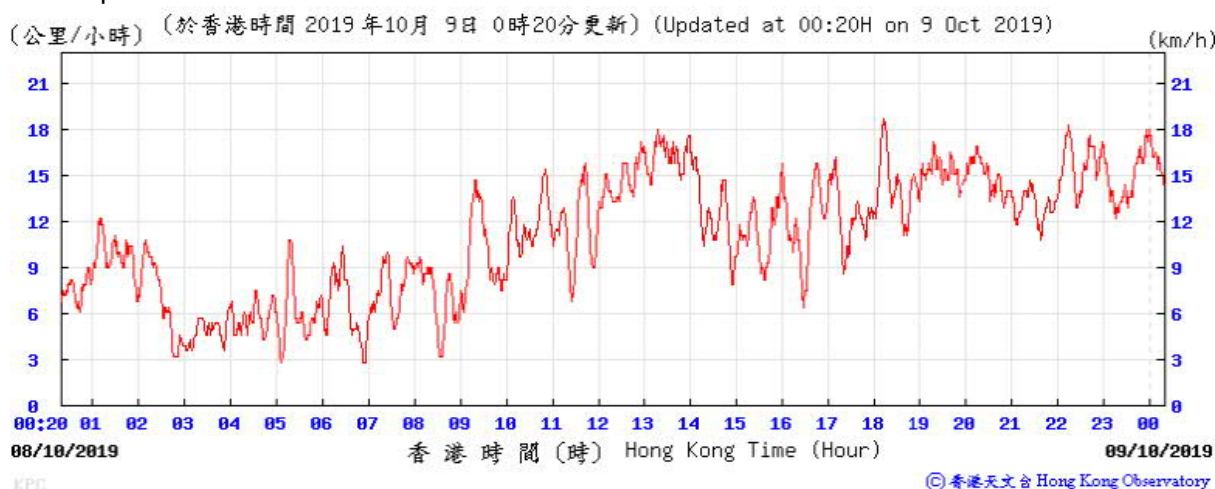
### Pressure:



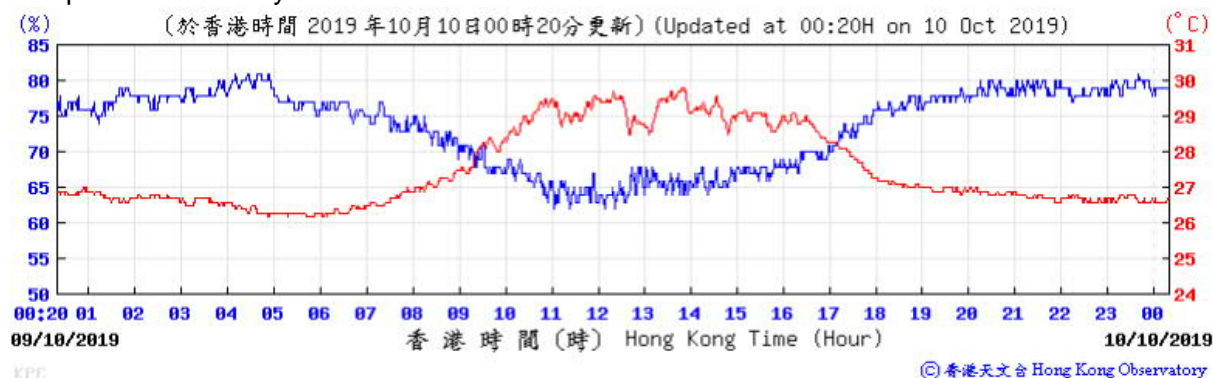
### Wind Direction:



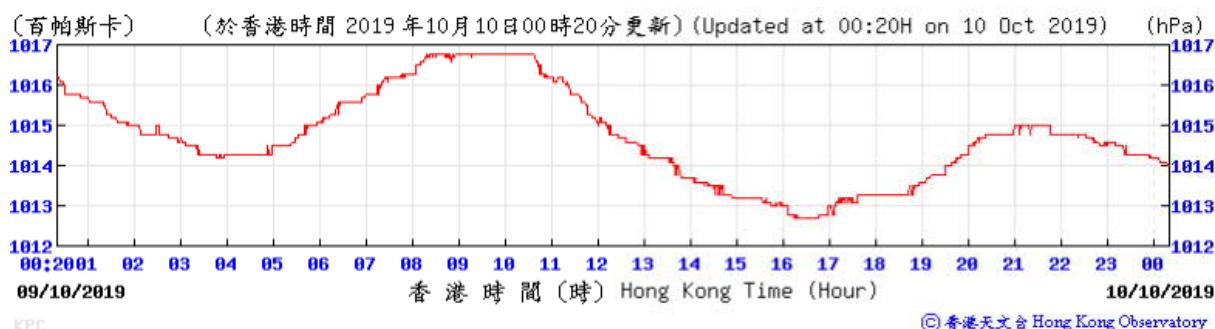
### Wind Speed:



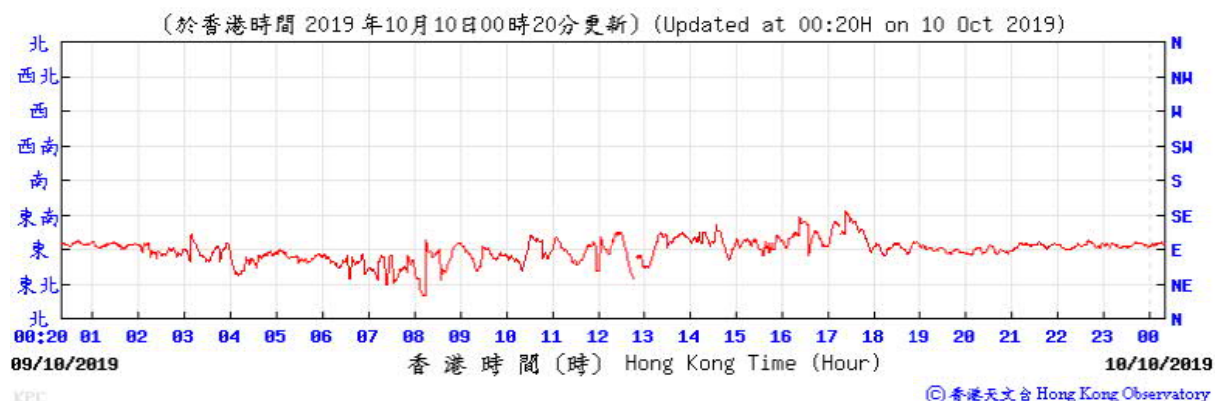
### Temperature/Humidity:



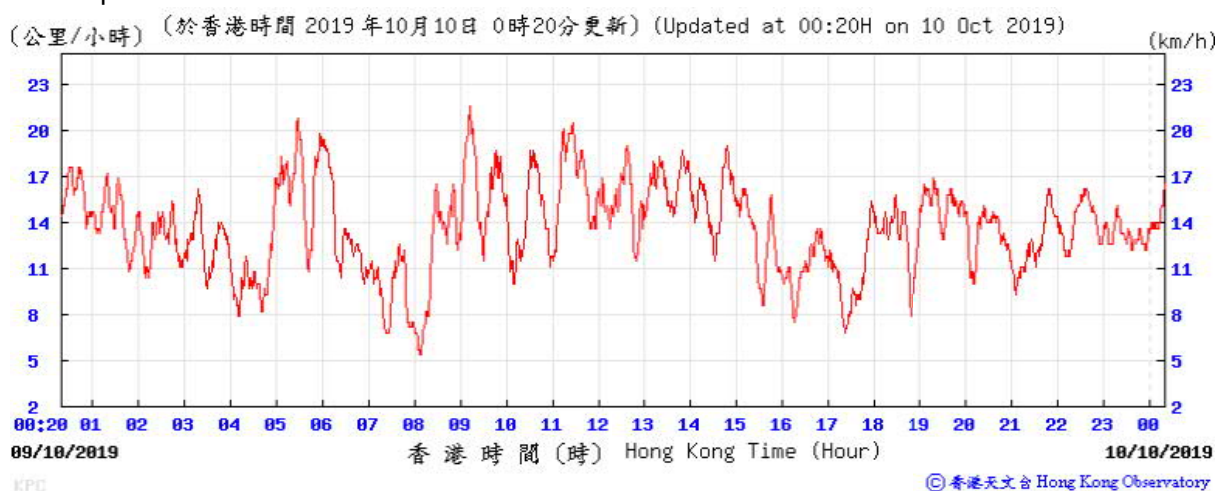
### Pressure:



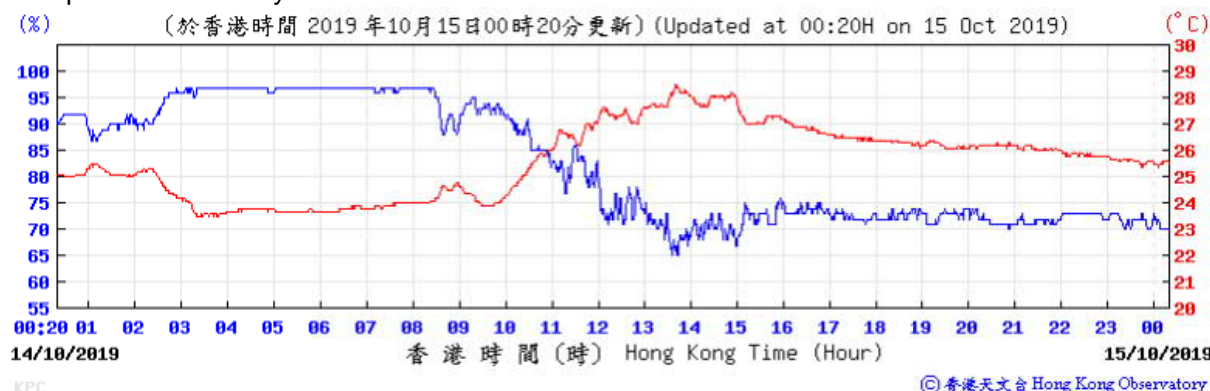
### Wind Direction:



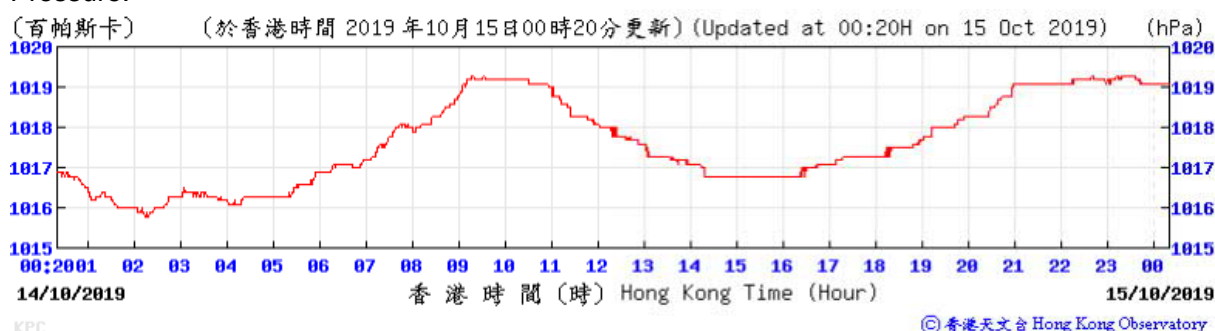
### Wind Speed:



### Temperature/Humidity:



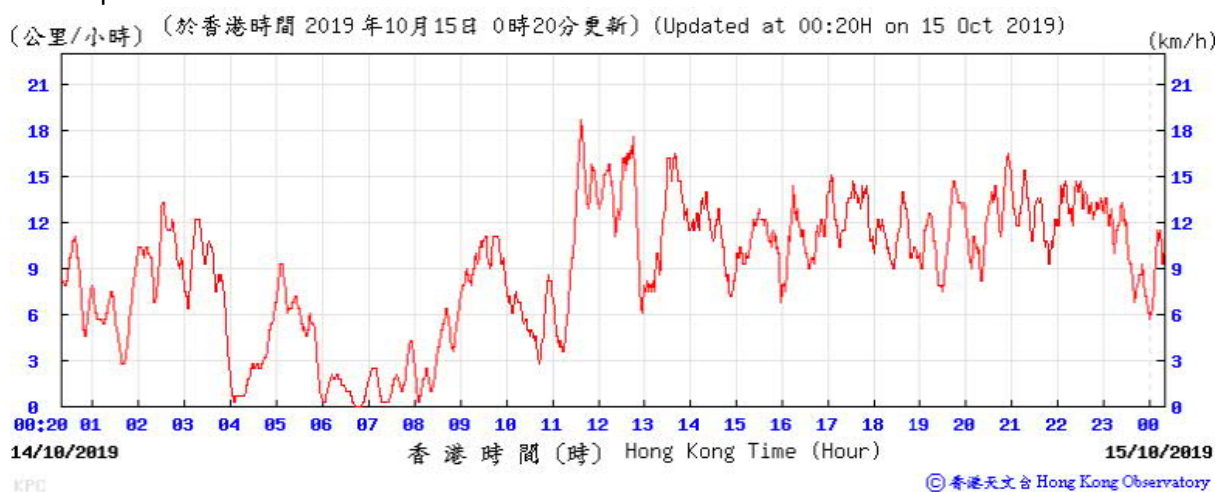
### Pressure:



### Wind Direction:

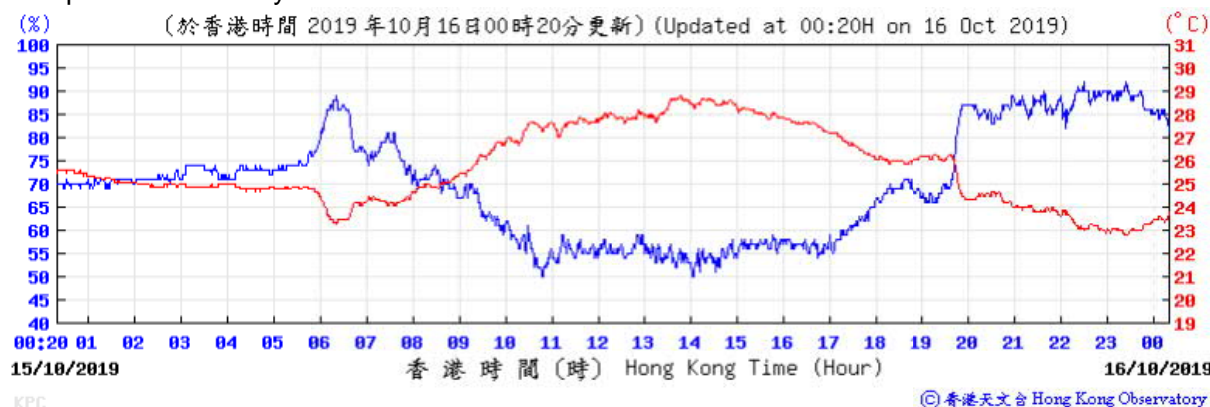


### Wind Speed:

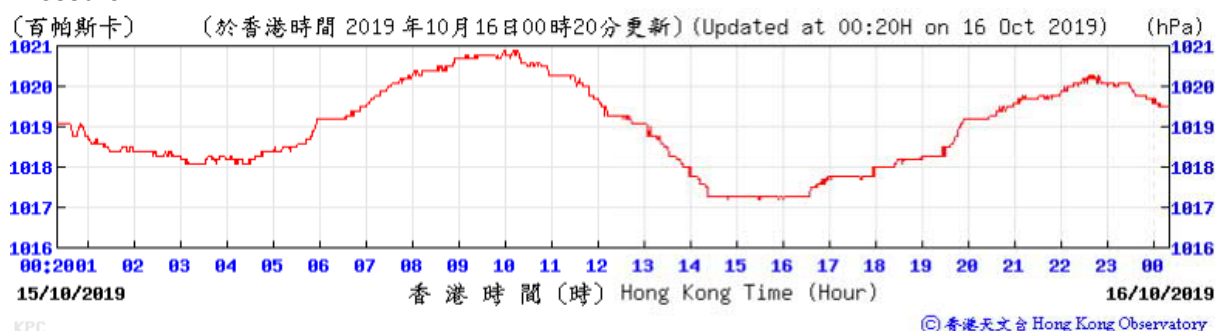




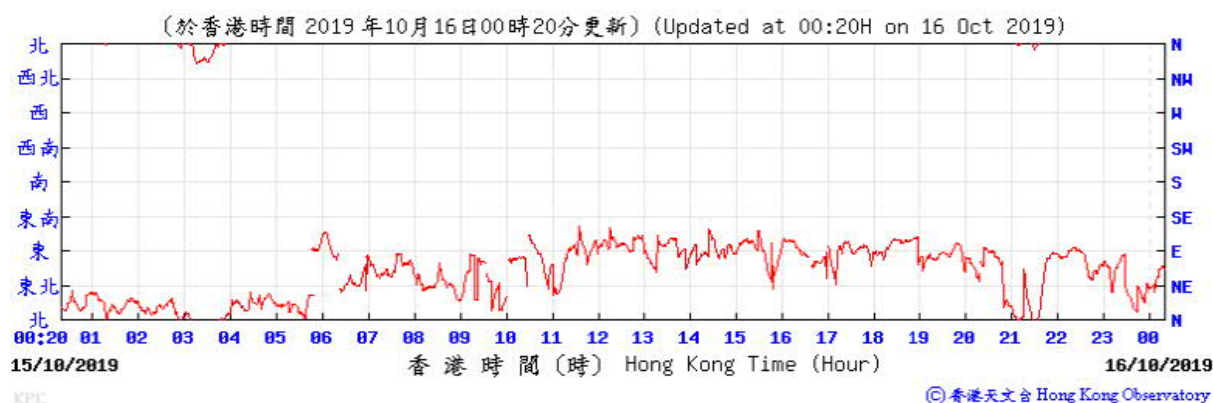
### Temperature/Humidity:



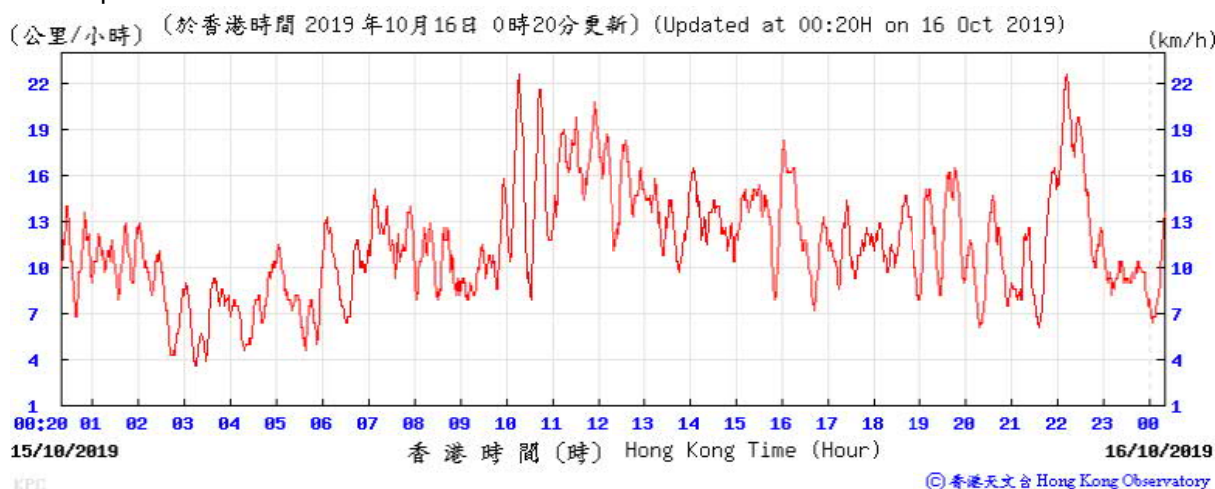
### Pressure:



### Wind Direction:

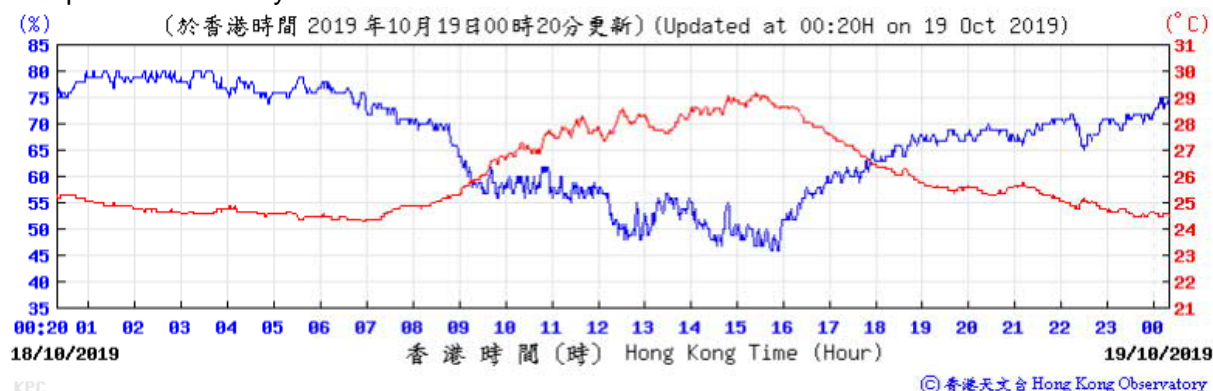


### Wind Speed:

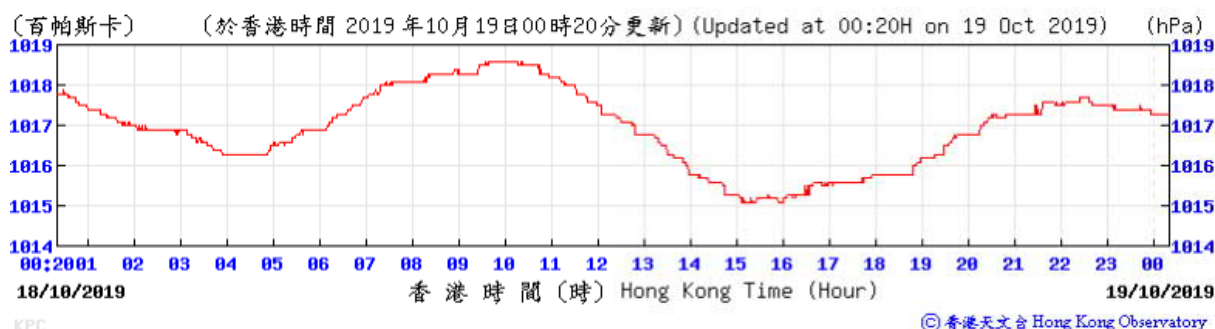




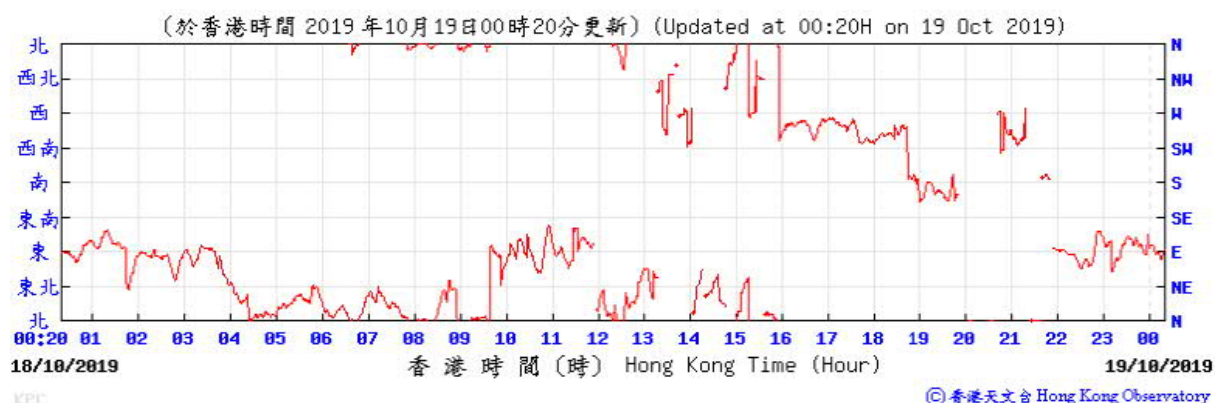
### Temperature/Humidity:



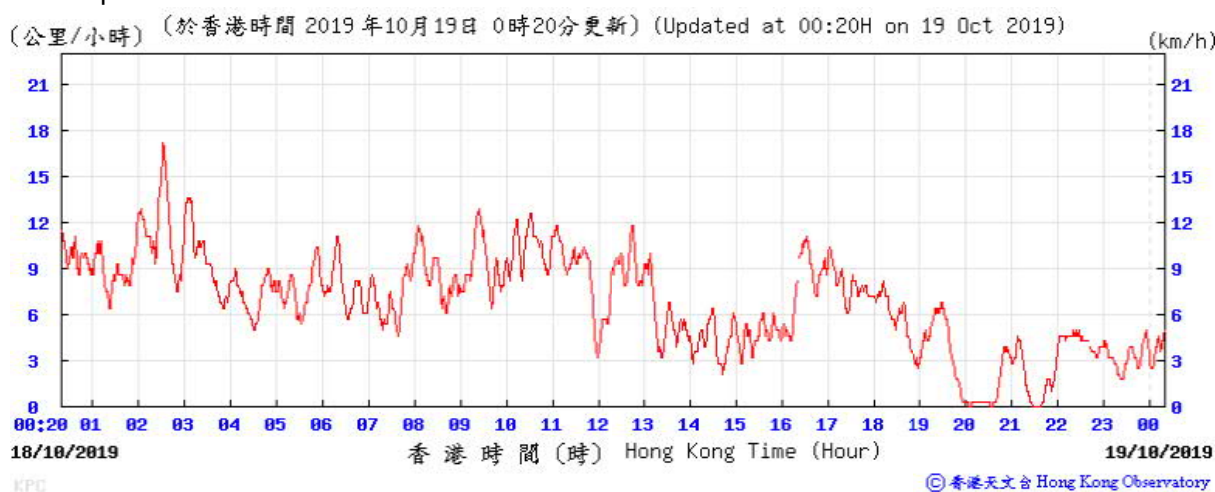
### Pressure:



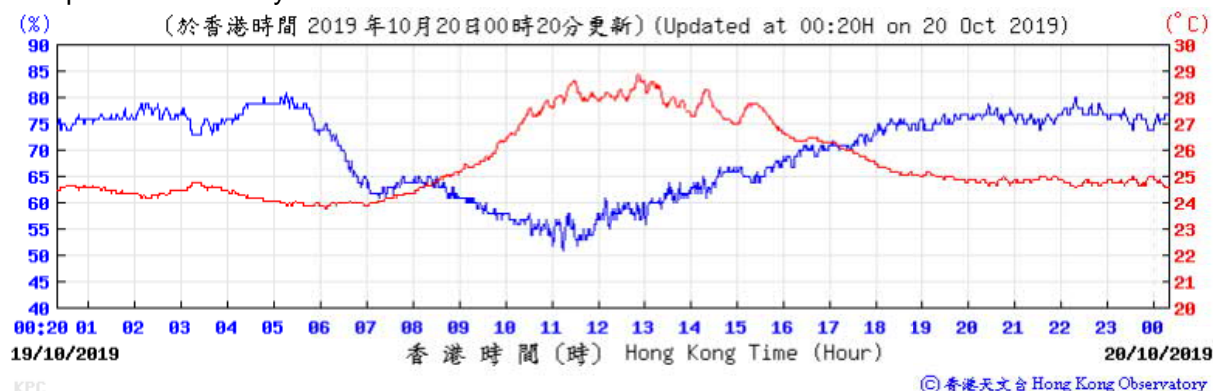
### Wind Direction:



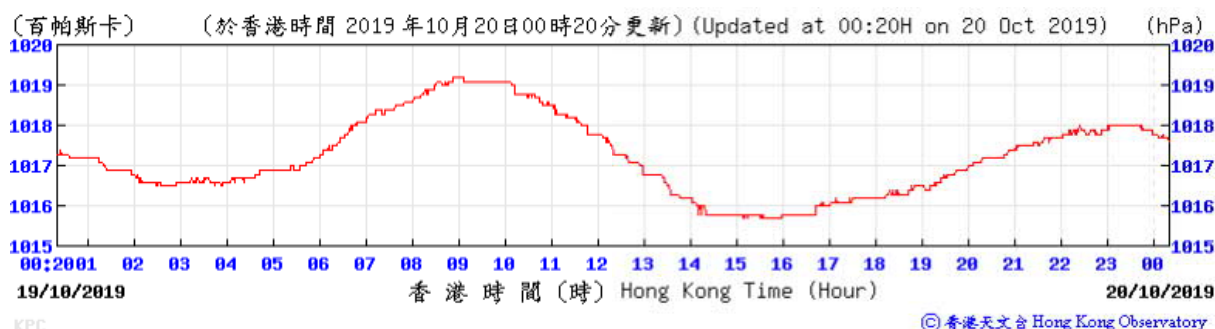
### Wind Speed:



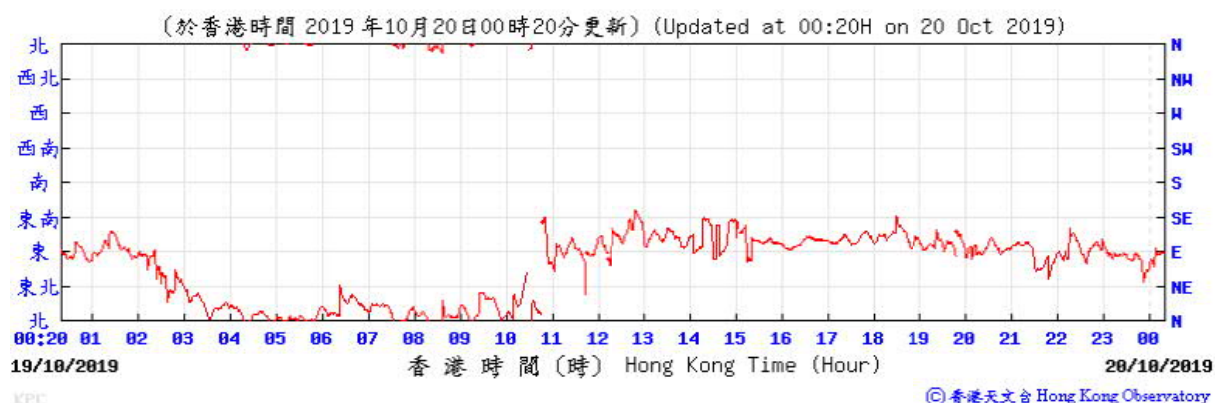
### Temperature/Humidity:



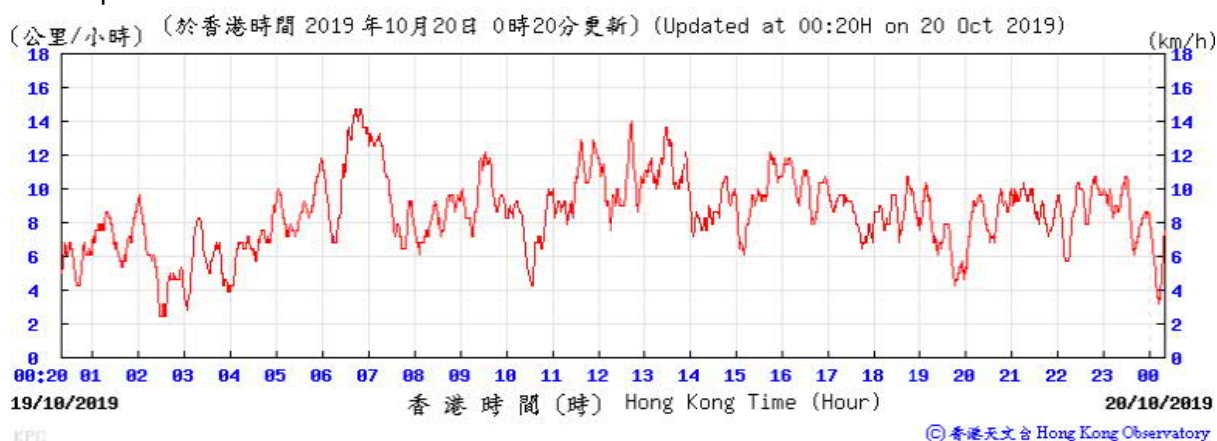
### Pressure:



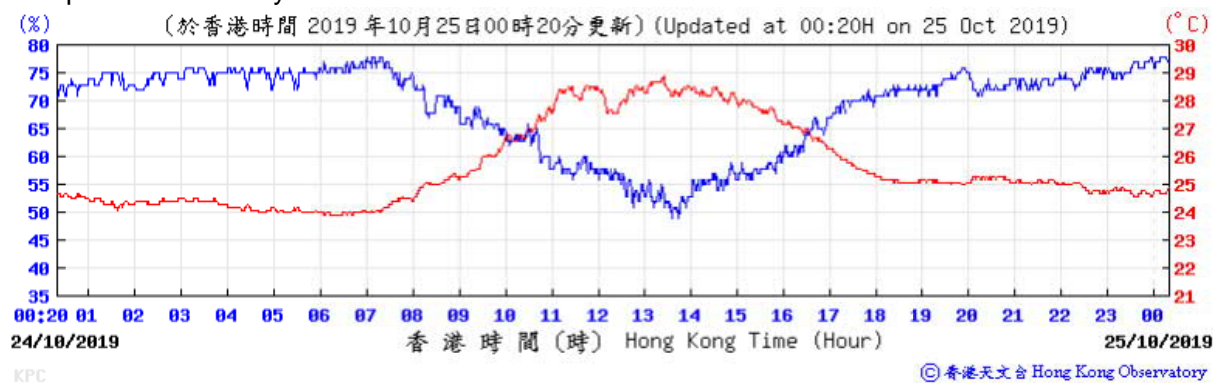
### Wind Direction:



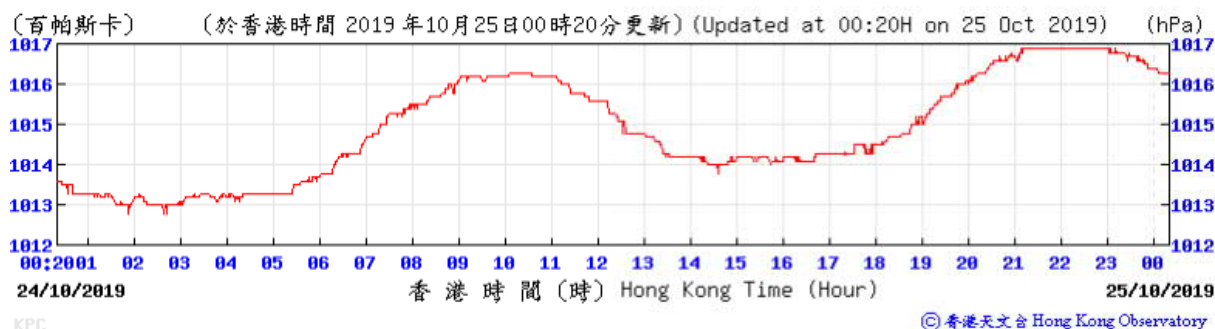
### Wind Speed:



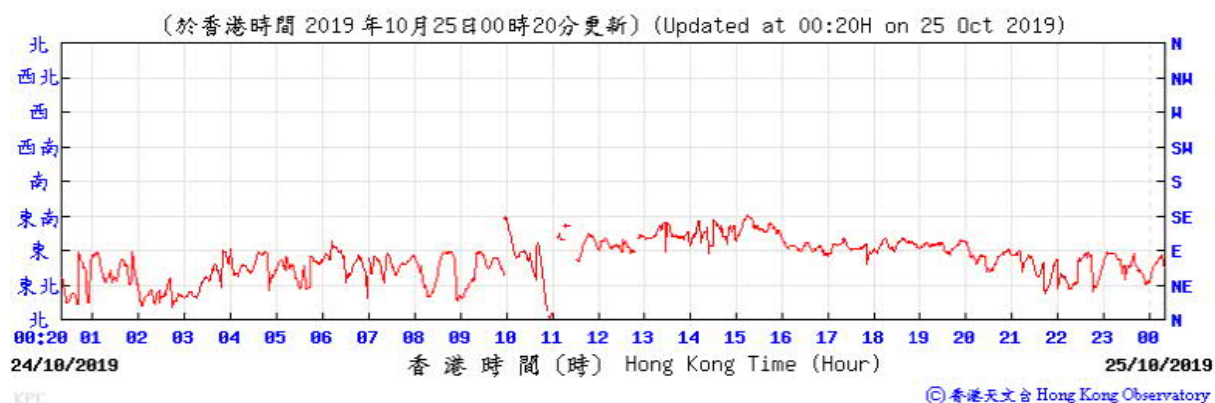
### Temperature/Humidity:



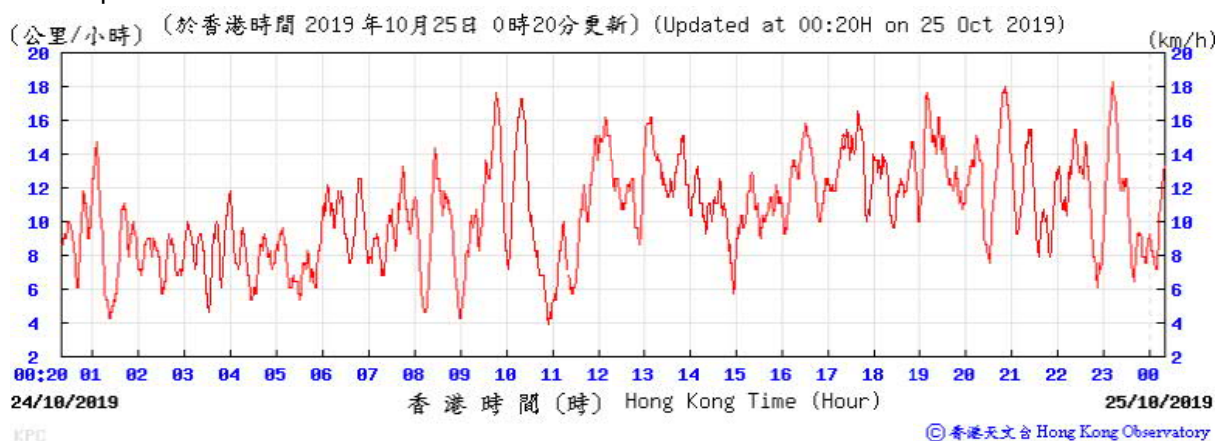
### Pressure:



### Wind Direction:

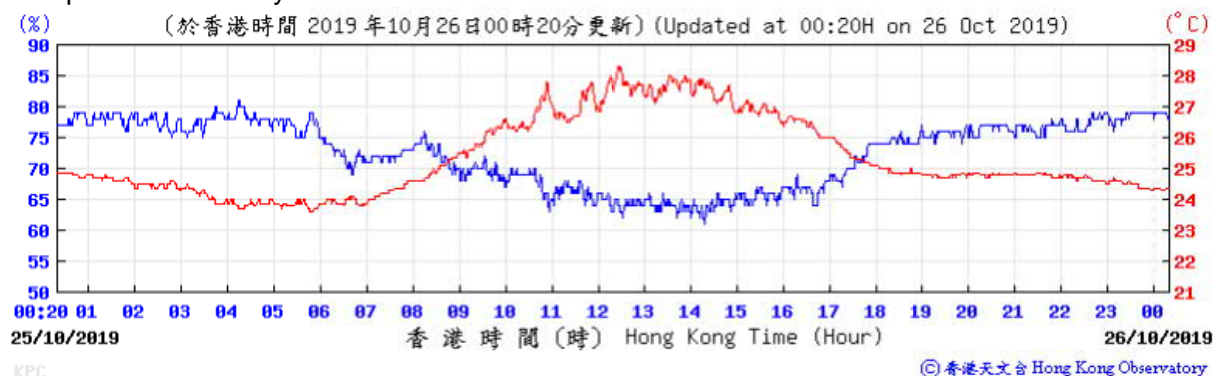


### Wind Speed:

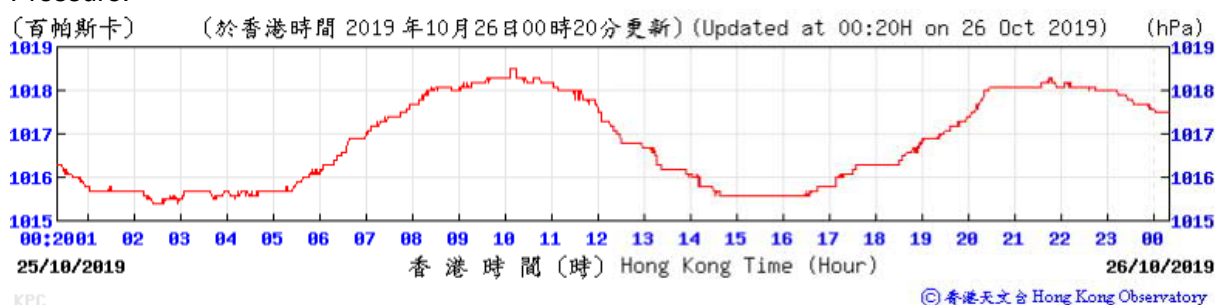




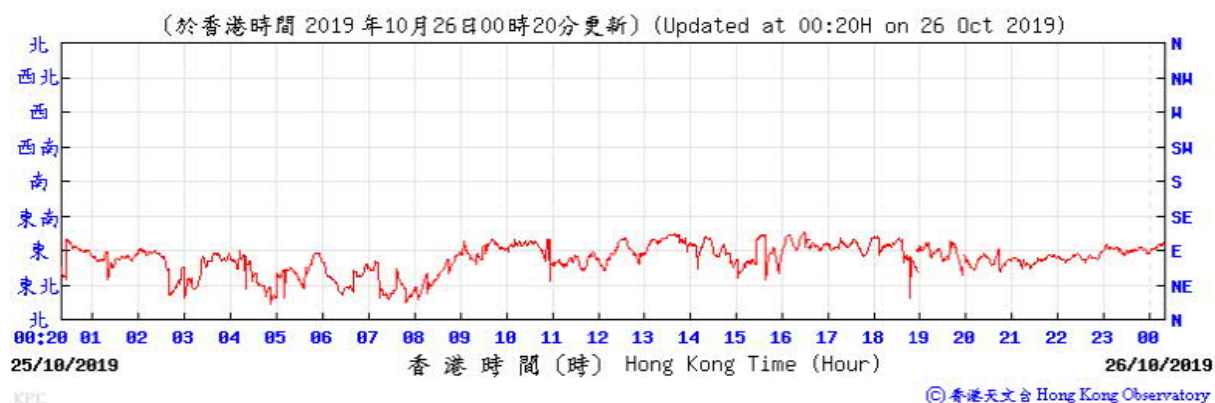
### Temperature/Humidity:



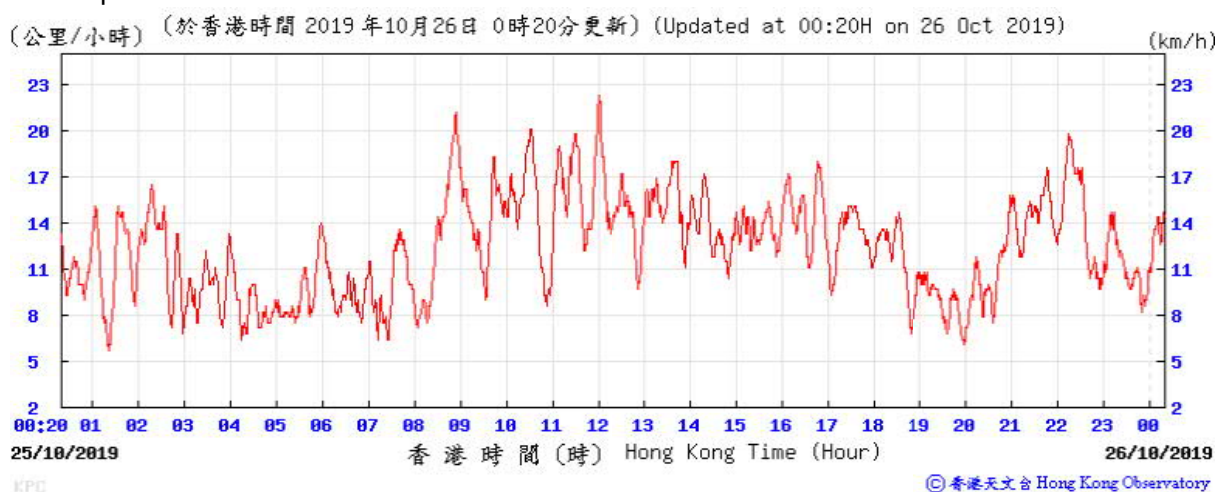
### Pressure:



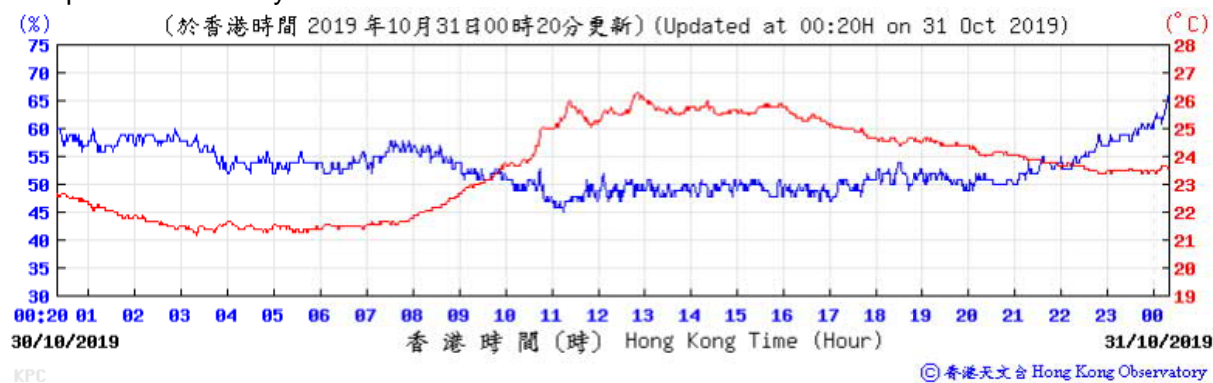
### Wind Direction:



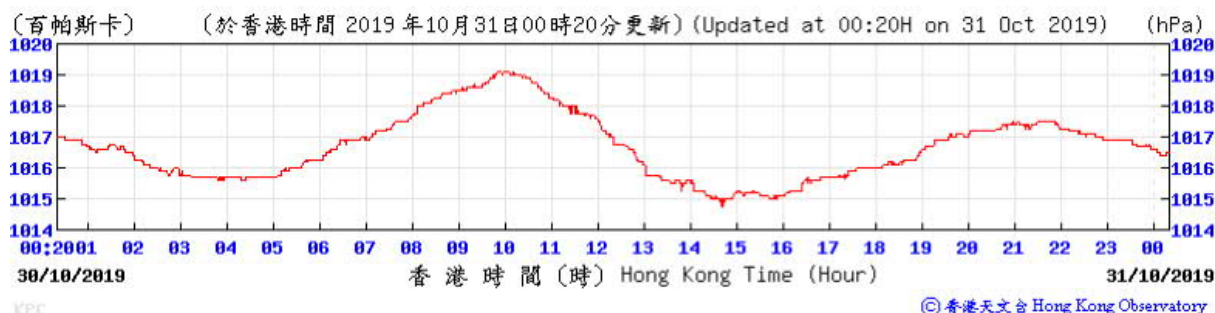
### Wind Speed:



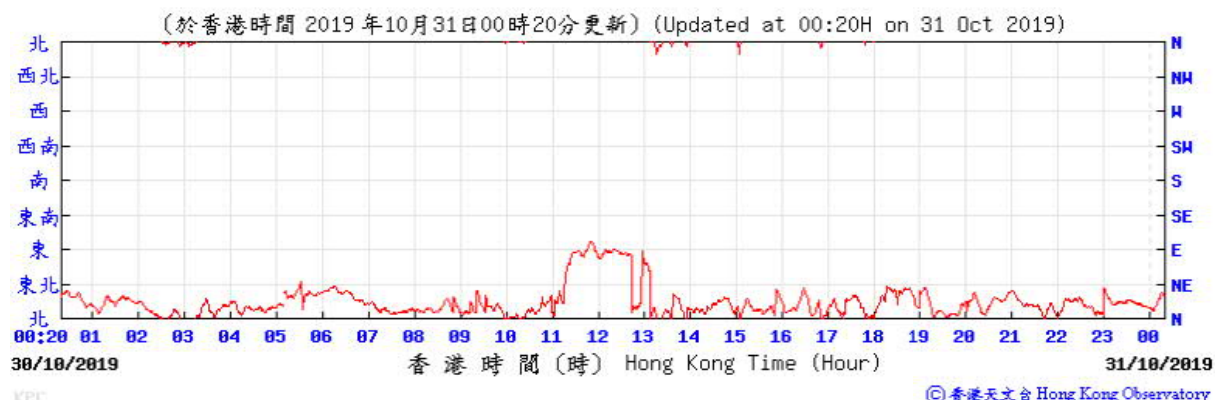
### Temperature/Humidity:



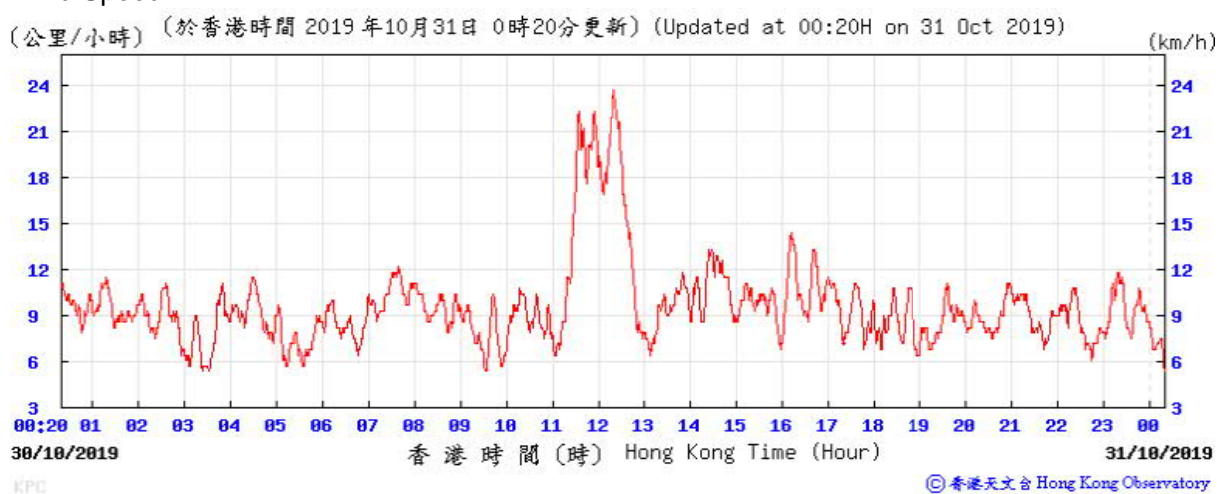
### Pressure:



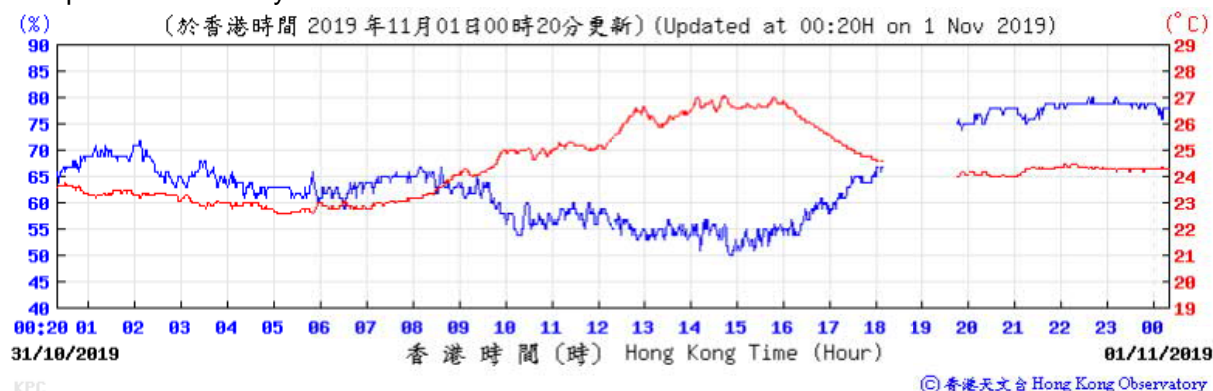
### Wind Direction:



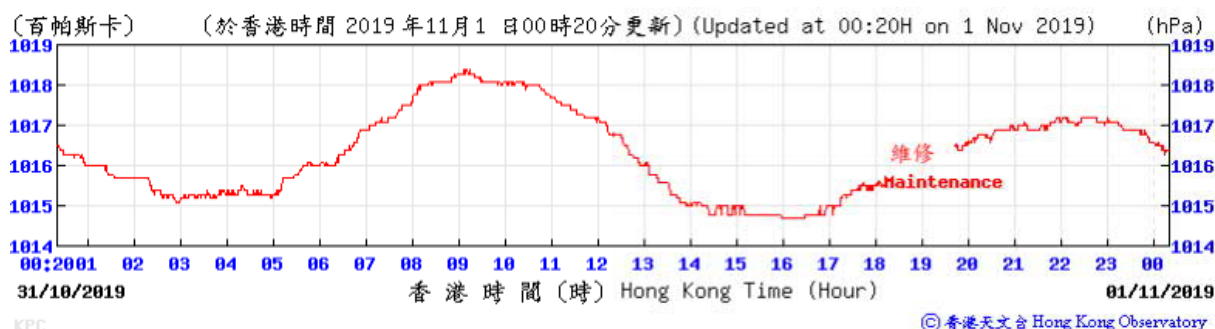
### Wind Speed:



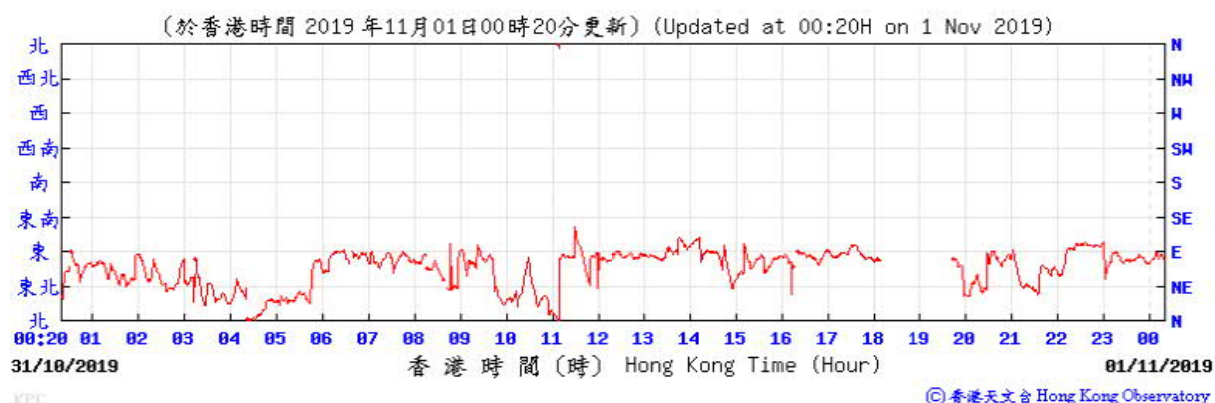
### Temperature/Humidity:



### Pressure:



### Wind Direction:



### Wind Speed:





# I. Waste Flow table

**M+ Museum**

**Table I-1: Monthly Waste Flow Table for M+ Museum**

Month	Actual Quantities of Inert C&D Materials Generated Monthly							Actual Quantities of C&D Wastes Generated Monthly					
	Total Quantity Generated	Hard Rocks and Large Broken Concrete	Reused in the Contract	Reused in other Projects	Disposed as Public Fill	Disposed to Sorting Facility	Imported Fill	Metals	Paper/ Cardboard Packaging	Plastics	Wood/ Timber	Chemical Waste	Others, e.g. General Refuse
	(in tonnes)	(in tonnes)	(in tonnes)	(in tonnes)	(in tonnes)	(in tonnes)	(in tonnes)	(in tonnes)	(in tonnes)	(in tonnes)	(in tonnes)	(in tonnes)	(in tonnes)
<b>2015</b>													
Nov	46607.4	0.0	0.0	8240.0	38367.4	0.0	0.0	76.2	0.0	0.0	0.0	0.0	67.6
Dec	29652.9	0.0	0.0	29621.4	31.5	0.0	0.0	26.3	0.0	0.0	0.0	1.0	66.0
Sub-total (2015)	76260.3	0.0	0.0	37861.4	38398.9	0.0	0.0	102.5	0.0	0.0	0.0	1.0	133.6
<b>2016</b>													
Jan	21077.4	0.0	6352.0	14576.0	149.4	0.0	0.0	18.8	0.0	0.0	0.0	0.0	23.2
Feb	7626.2	0.0	3424.0	4048.0	154.2	0.0	0.0	59.8	0.0	0.0	0.0	0.0	20.5
Mar	10442.5	0.0	1600.0	7888.0	954.5	0.0	0.0	29.7	0.0	0.0	0.0	0.0	46.3
Apr	30413.2	0.0	6352.0	23408.0	653.2	0.0	0.0	25.8	0.1	0.0	27.8	0.0	34.5
May	24083.5	0.0	112.0	23216.0	755.5	0.0	0.0	61.5	0.4	0.0	33.6	0.0	62.3
Jun	7880.1	0.0	4736.0	2384.0	760.1	0.0	0.0	106.6	0.1	0.0	14.6	0.0	52.8
Jul	5893.1	0.0	2656.0	2240.0	997.1	0.0	0.0	77.6	0.0	0.0	33.6	0.0	83.1
Aug	13709.6	0.0	0.0	12432.0	1277.6	0.0	0.0	111.3	0.2	0.0	38.5	0.0	104.9
Sep	6702.0	0.0	0.0	5648.0	1000.1	53.9	0.0	104.2	0.0	0.0	45.5	0.2	107.9
Oct	2103.6	0.0	0.0	496.0	1595.4	12.2	0.0	83.0	0.4	0.0	73.5	0.0	108.2
Nov	3302.7	0.0	0.0	2384.0	855.5	63.2	0.0	88.4	0.6	0.0	63.0	0.0	129.1
Dec	899.8	0.0	0.0	736.0	126.8	37.0	0.0	48.3	0.6	0.0	70.0	0.0	89.0
Sub-total (2016)	134133.5	0.0	25232.0	99456.0	9279.3	166.3	0.0	814.9	2.3	0.0	400.1	0.2	861.8
<b>2017</b>													
Jan	675.2	0.0	0.0	432.0	237.9	5.3	0.0	79.5	1.0	0.0	70.0	0.0	79.7
Feb	927.7	0.0	0.0	768.0	125.6	34.0	0.0	70.5	0.6	0.0	84.0	0.0	81.4
Mar	1856.7	0.0	0.0	1280.0	466.9	109.8	0.0	62.8	0.4	0.0	98.0	0.0	148.5
Apr	642.4	0.0	0.0	160.0	324.9	157.5	0.0	87.5	0.7	0.0	175.0	0.0	102.5
May	1118.2	0.0	0.0	528.0	416.4	173.7	0.0	118.3	0.0	0.0	280.0	0.0	139.0
Jun	650.0	0.0	0.0	0.0	451.6	198.4	0.0	199.7	1.4	0.0	350.0	0.0	98.7
Jul	1762.0	0.0	0.0	0.0	1466.6	295.4	0.0	36.9	1.2	0.0	244.0	0.0	164.2
Aug	1231.5	0.0	0.0	0.0	867.5	364.0	0.0	50.9	0.9	0.0	59.0	0.0	186.9
Sep	1681.7	0.0	0.0	0.0	1342.0	339.7	0.0	52.3	0.7	0.0	77.0	0.0	265.3
Oct	483.6	0.0	0.0	0.0	242.5	241.1	0.0	374.8	0.6	0.0	24.1	0.0	128.5
Nov	822.8	0.0	0.0	0.0	344.5	478.3	0.0	948.5	0.7	0.0	140.0	0.2	219.1
Dec	601.3	0.0	0.0	0.0	236.2	365.1	0.0	903.6	0.8	0.0	320.0	0.0	241.9



Month	Actual Quantities of Inert C&D Materials Generated Monthly							Actual Quantities of C&D Wastes Generated Monthly					
	Total Quantity Generated	Hard Rocks and Large Broken Concrete	Reused in the Contract	Reused in other Projects	Disposed as Public Fill	Disposed to Sorting Facility	Imported Fill	Metals	Paper/ Cardboard Packaging	Plastics	Wood/ Timber	Chemical Waste	Others, e.g. General Refuse
	(in tonnes)	(in tonnes)	(in tonnes)	(in tonnes)	(in tonnes)	(in tonnes)	(in tonnes)	(in tonnes)	(in tonnes)	(in tonnes)	(in tonnes)	(in tonnes)	(in tonnes)
Sub-total (2017)	12453.0	0.0	0.0	3168.0	6522.6	2762.4	0.0	2985.3	8.9	0.0	1921.1	0.2	1855.5
<b>2018</b>													
Jan	1015.3	0.0	0.0	0.0	574.1	441.2	0.0	773.3	1.5	0.0	100.0	0.0	183.6
Feb	847.6	0.0	0.0	0.0	608.3	239.3	0.0	34.0	1.0	0.0	25.0	0.0	154.9
Mar	1507.0	0.0	0.0	0.0	1102.1	404.9	0.0	39.5	1.5	0.0	120.0	0.0	264.1
Apr	2942.8	0.0	0.0	0.0	2542.4	400.4	0.0	60.1	0.3	0.0	100.0	0.0	252.5
May	2109.2	0.0	0.0	0.0	1593.3	515.9	0.0	37.0	0.4	0.0	70.0	0.0	311.4
Jun	1697.6	0.0	0.0	0.0	1162.4	535.2	0.0	47.0	0.3	0.0	105.0	0.0	188.2
Jul	945.5	0.0	0.0	0.0	646.1	299.4	0.0	15.2	0.4	0.0	150.0	0.0	277.6
Aug	730.8	0.0	0.0	0.0	461.4	269.4	0.0	0.0	0.0	0.0	40.0	0.0	109.1
Sep	0.0	0.0	0.0	0.0	0.0	0.0	0.0	0.0	0.0	0.0	0.0	0.0	0.0
Oct	1193.1	0.0	0.0	0.0	895.7	297.5	0.0	129.3	2.7	0.0	200.0	0.0	116.6
Nov	1608.9	0.0	0.0	0.0	841.1	767.7	0.0	45.8	1.1	0.0	245.0	0.0	213.9
Dec	1313.8	0.0	0.0	170.4	341.9	801.5	0.0	256.7	0.8	0.0	180.0	0.0	198.2
Sub-total (2018)	15911.4	0.0	0.0	170.4	10768.7	4972.3	0.0	1437.9	9.9	0.0	1335.0	0.0	2270.2
<b>2019</b>													
Jan	1632.5	0.0	0.0	153.6	572.3	906.6	0.0	192.1	0.8	0.0	40.0	0.0	303.9
Feb	618.5	0.0	0.0	0.0	397.4	221.2	0.0	43.4	1.2	0.0	20.0	0.0	429.7
Mar	1555.1	0.0	0.0	441.6	920.2	193.2	0.0	31.8	0.0	0.0	20.0	0.0	645.2
Apr	327.4	0.0	0.0	0.0	127.3	200.2	0.0	48.9	1.3	0.0	300.0	0.9	477.4
May	712.8	0.0	0.0	361.9	116.7	234.3	0.0	81.0	0.8	0.0	320.0	0.0	531.1
Jun	219.9	0.0	0.0	0.0	95.6	124.4	0.0	123.4	0.5	0.0	350.0	0.0	448.0
Jul	445.8	0.0	0.0	0.0	171.6	274.1	0.0	57.1	1.1	0.0	300.0	0.6	553.1
Aug	692.6	0.0	0.0	55.2	354.1	283.3	0.0	1.5	0.0	0.0	0.0	0.0	596.8
Sep	477.4	0.0	0.0	0.0	218.2	259.2	0.0	46.7	0.0	0.0	420.0	0.0	560.5
Oct	373.0	0.0	0.0	0.0	204.4	168.6	0.0	94.7	0.0	0.0	450.0	0.4	657.7
Sub-total (2019)	7055.0	0.0	0.0	1012.3	3177.6	2865.0	0.0	720.6	5.6	0.0	2220.0	1.9	5203.5
<b>Total</b>	<b>245813.2</b>	<b>0.0</b>	<b>25232.0</b>	<b>141668.1</b>	<b>68147.0</b>	<b>10766.1</b>	<b>0.0</b>	<b>6061.1</b>	<b>26.8</b>	<b>0.0</b>	<b>5876.2</b>	<b>3.2</b>	<b>10324.6</b>

Month	Actual Quantities of Inert C&D Materials Generated Monthly							Actual Quantities of C&D Wastes Generated Monthly					
	Total Quantity Generated	Hard Rocks and Large Broken Concrete	Reused in the Contract	Reused in other Projects	Disposed as Public Fill	Disposed to Sorting Facility	Imported Fill	Metals	Paper/ Cardboard Packaging	Plastics	Wood/ Timber	Chemical Waste	Others, e.g. General Refuse
	(in tonnes)	(in tonnes)	(in tonnes)	(in tonnes)	(in tonnes)	(in tonnes)	(in tonnes)	(in tonnes)	(in tonnes)	(in tonnes)	(in tonnes)	(in tonnes)	(in tonnes)

Note:  
0 tonnes, 128.08 tonnes, 76.29 tonnes, 168.59 tonnes of inert C&D material were disposed of as public fill to Chai Wan Public Fill Barging Point, Fill Bank at Tuen Mun Area 38, Fill Bank at Tseung Kwan O Area 137 and Sorting Facilities at Tseung Kwan O Area 137 respectively in the reporting month.  
-For inert C&D materials reused in other projects, the projects refer to (1) Green Valley; (2) Advance Works for Shek Wu Hui Sewage Treatment Works (3) Design and Construction of Kai Tak Cable Tunnel, CLP; (4) MTR Contract 1002 Whampoa Station and Overrun Tunnel; (5) CEDD Tuen Mun Area 54 Contract No. CV/2015/03; (6) Union Construction Ltd.'s site; (7) Foundation Works at Marriot Hotel at Ocean Park.(8) Ming Tai warehouses (9) No.1 Plantation Road; (10) L1 Lyric Theatre

# **Lyric Theatre Complex**

**Table I-2: Monthly Waste Flow Table for Lyric Theatre Complex**

Month	Actual Quantities of Inert C&D Materials Generated Monthly							Actual Quantities of C&D Wastes Generated Monthly					
	Total Quantity Generated	Hard Rocks and Large Broken Concrete	Reused in the Contract	Reused in other Projects	Disposed as Public Fill	Disposed to Sorting Facility	Imported Fill	Metals	Paper/ Cardboard Packaging	Plastics	Wood/ Timber	Chemical Waste	Others, e.g. General Refuse
	(in tonnes)	(in tonnes)	(in tonnes)	(in tonnes)	(in tonnes)	(in tonnes)	(in tonnes)	(in tonnes)	(in tonnes)	(in tonnes)	(in tonnes)	(in tonnes)	(in tonnes)
<b>2016</b>													
Mar	2702.1	0.0	0.0	0.0	2702.1	0.0	0.0	4.5	0.1	0.0	0.0	0.0	30.6
Apr	8631.5	0.0	0.0	0.0	8631.5	0.0	0.0	16.0	0.0	0.0	0.0	0.0	19.2
May	12487.8	0.0	0.0	0.0	12487.8	0.0	0.0	34.0	0.0	0.0	0.0	0.7	60.5
Jun	8600.8	0.0	0.0	0.0	8600.8	0.0	0.0	31.4	0.2	0.0	0.0	0.5	13.5
Jul	12624.2	0.0	0.0	0.0	12624.2	0.0	0.0	19.6	0.0	0.0	0.0	2.0	9.9
Aug	14419.9	0.0	0.0	0.0	14419.9	0.0	0.0	43.9	0.0	0.0	0.0	0.0	11.1
Sep	13671.3	0.0	0.0	0.0	13671.3	0.0	0.0	59.8	0.0	0.0	0.0	1.6	12.4
Oct	13088.9	0.0	0.0	0.0	13088.9	0.0	0.0	36.9	0.2	1.5	0.0	0.0	15.2
Nov	12424.7	0.0	0.0	0.0	12424.7	0.0	0.0	74.7	0.0	0.0	0.0	1.4	10.2
Dec	12487.6	0.0	0.0	0.0	12487.6	0.0	0.0	13.9	0.0	0.0	0.0	1.3	9.0
Sub-total (2016)	111138.8	0.0	0.0	0.0	111138.8	0.0	0.0	334.5	0.4	1.5	0.0	7.6	191.6
<b>2017</b>													
Jan	9607.8	0.0	0.0	0.0	9607.8	0.0	0.0	29.5	0.0	0.0	0.0	0.0	7.3
Feb	9108.2	0.0	0.0	0.0	9108.2	0.0	0.0	50.2	0.2	0.0	0.0	0.7	9.8
Mar	11361.7	0.0	0.0	0.0	11361.7	0.0	0.0	16.1	0.0	0.0	0.0	1.4	8.5
Apr	2591.5	0.0	0.0	0.0	2591.5	0.0	0.0	35.7	0.0	0.0	0.0	0.0	4.7
May	2579.3	0.0	0.0	99.0	2480.3	0.0	0.0	20.9	0.1	0.0	0.0	0.5	10.0
Jun	476.0	0.0	0.0	341.0	129.7	5.3	0.0	0.0	0.0	0.0	0.0	0.0	7.6
Jul	3419.0	0.0	0.0	804.0	2615.0	0.0	0.0	0.0	0.0	0.0	0.0	0.0	17.8
Aug	3730.9	0.0	0.0	1377.5	2353.4	0.0	0.0	0.0	0.0	0.0	0.0	0.0	4.4
Sep	2108.2	0.0	0.0	1133.5	974.7	0.0	0.0	34.6	0.2	0.0	0.0	0.0	10.8
Oct	9159.0	0.0	0.0	7868.0	1291.0	0.0	0.0	0.0	0.0	0.0	0.0	0.7	9.3
Nov	5095.4	0.0	0.0	4352.0	725.2	18.1	0.0	0.0	0.0	0.0	0.0	0.0	38.8
Dec	3856.2	0.0	0.0	3076.0	780.2	0.0	0.0	0.0	0.2	0.0	0.0	0.4	8.4
Sub-total (2017)	63093.1	0.0	0.0	19051.0	44018.7	23.4	0.0	187.1	0.7	0.0	0.0	3.8	137.3



Month	Actual Quantities of Inert C&D Materials Generated Monthly							Actual Quantities of C&D Wastes Generated Monthly					
	Total Quantity Generated	Hard Rocks and Large Broken Concrete	Reused in the Contract	Reused in other Projects	Disposed as Public Fill	Disposed to Sorting Facility	Imported Fill	Metals	Paper/ Cardboard Packaging	Plastics	Wood/ Timber	Chemical Waste	Others, e.g. General Refuse
	(in tonnes)	(in tonnes)	(in tonnes)	(in tonnes)	(in tonnes)	(in tonnes)	(in tonnes)	(in tonnes)	(in tonnes)	(in tonnes)	(in tonnes)	(in tonnes)	(in tonnes)
<b>2018</b>													
Jan	0.0	0.0	0.0	0.0	0.0	0.0	0.0	0.0	0.0	0.0	0.0	0.0	0.0
Feb	0.0	0.0	0.0	0.0	0.0	0.0	0.0	0.0	0.0	0.0	0.0	0.0	1.5
Mar	6120.2	0.0	0.0	5782.0	338.2	0.0	0.0	0.0	0.0	1.0	0.0	0.5	17.6
Apr	14460.3	0.0	0.0	12484.1	1976.3	0.0	0.0	0.0	0.0	0.2	0.0	0.0	7.6
May	59783.7	0.0	0.0	46989.0	12794.7	0.0	0.0	59.6	0.0	0.0	0.0	0.0	9.4
Jun	53117.5	0.0	0.0	37642.8	15474.7	0.0	0.0	51.5	0.2	0.0	0.0	0.0	12.8
Jul	89901.5	0.0	0.0	85317.1	4584.4	0.0	165.1	114.6	0.0	0.0	0.0	0.0	41.3
Aug	35137.3	0.0	0.0	33731.6	1405.7	0.0	214.3	148.1	0.0	0.0	0.0	0.0	48.5
Sep	4837.3	0.0	0.0	4641.2	109.2	87.0	174.6	40.0	0.0	0.0	0.0	0.0	179.2
Oct	19021.9	0.0	0.0	11301.0	7564.7	156.1	0.0	106.3	0.4	0.0	0.0	0.0	528.5
Nov	104165.3	0.0	0.0	79811.6	24348.4	5.3	0.0	54.5	0.0	0.6	0.0	0.0	31.5
Dec	62987.1	0.0	0.0	51284.4	11697.1	5.6	0.0	95.1	0.0	0.6	0.0	0.0	65.9
Sub-total (2018)	449532.1	0.0	0.0	368984.8	80293.2	254.0	553.9	669.7	0.5	2.4	0.0	0.5	943.7
<b>2019</b>													
Jan	74479.1	0.0	0.0	69249.5	5229.7	0.0	318.0	326.7	0.2	0.0	0.0	0.0	76.3
Feb	21969.9	0.0	0.0	17723.9	4246.0	0.0	16.5	55.2	0.0	0.0	0.0	0.0	26.7
Mar	19311.4	0.0	0.0	8569.4	10742.0	0.0	337.8	64.5	0.0	0.0	0.0	0.0	36.3
Apr	28559.9	0.0	0.0	21280.3	7279.6	0.0	0.0	32.6	0.0	0.8	0.0	0.0	24.9
May	45418.0	0.0	0.0	11200.6	34217.4	0.0	0.0	27.4	0.2	0.5	0.0	0.0	33.7
Jun	66763.1	0.0	0.0	24009.7	42742.5	10.9	59.2	11.9	0.0	0.9	0.0	0.0	35.3
Jul	36606.6	0.0	0.0	1632.7	34947.9	26.0	64.4	120.7	0.0	0.0	0.0	0.0	57.9
Aug	2512.9	0.0	0.0	0.0	2485.1	27.8	31.9	40.2	0.0	0.8	0.0	0.0	66.3
Sep	4103.2	0.0	0.0	0.0	4074.2	28.9	95.2	19.0	0.0	0.6	0.0	0.0	127.4
Oct	6954.9	0.0	0.0	0.0	6928.7	26.1	15.9	11.4	0.0	1.0	0.0	0.6	217.3
Sub-total (2019)	306678.9	0.0	0.0	153666.0	152893.1	119.8	938.9	709.4	0.4	4.6	0.0	0.6	702.1
<b>Total</b>	<b>930442.9</b>	<b>0.0</b>	<b>0.0</b>	<b>541701.9</b>	<b>388343.8</b>	<b>397.2</b>	<b>1492.8</b>	<b>1900.6</b>	<b>2.0</b>	<b>8.5</b>	<b>0.0</b>	<b>12.5</b>	<b>1974.7</b>

Note:  
- 2,864.78 tonnes and 4,036.96 tonnes of inert C&D material were disposed of as public fill to Tseung Kwan O Area 137 Public Fill and Tuen Mun Area 38 Public Fill respectively in the reporting month.

## **J. Environmental Mitigation Measures – Implementation Status**

**Table J-1: Environmental Mitigation Measures Implementation Status**

EM&A Ref.	Recommendation Measures	Implementation Stage	
		M+ Museum	Lyric Theatre Complex
<b>Air Quality Impact (Construction)</b>			
2.1 & 10.3.1	<p><b>General Dust Control Measures</b></p> <p>Frequent water spraying for active construction areas (12 times a day or once every one hour), including Heavy construction activities such as construction of buildings or roads, drilling, ground excavation, cut and fill operations (i.e., earth moving)</p>	✓	✓
2.1 & 10.3.1	<p><b>Best Practice For Dust Control</b></p> <p>The relevant best practices for dust control as stipulated in the Air Pollution Control (construction Dust) Regulation should be adopted to further reduce the construction dust impacts from the Project. These best practices include:</p> <p><i>Good Site Management</i></p> <ul style="list-style-type: none"> <li>• Good site management is important to help reducing potential air quality impact down to an acceptable level. As a general guide, the Contractor should maintain high standard of housekeeping to prevent emission of fugitive dust. Loading, unloading, handling and storage of raw materials, wastes or by-products should be carried out in a manner so as to minimise the release of visible dust emission. Any piles of materials accumulated on or around the work areas should be cleaned up regularly. Cleaning, repair and maintenance of all plant facilities within the work areas should be carried out in a manner minimising generation of fugitive dust emissions. The material should be handled properly to prevent fugitive dust emission before cleaning.</li> </ul> <p><i>Disturbed Parts of the Roads</i></p> <ul style="list-style-type: none"> <li>• Each and every main temporary access should be paved with concrete, bituminous hardcore materials or metal plates and kept clear of dusty materials; or</li> <li>• Unpaved parts of the road should be sprayed with water or a dust suppression chemical so as to keep the entire road surface wet.</li> </ul> <p><i>Exposed Earth</i></p> <ul style="list-style-type: none"> <li>• Exposed earth should be properly treated by compaction, hydroseeding, vegetation planting or seating with latex, vinyl, bitumen within six months after the last construction activity on the site or part of the site where the exposed earth lies.</li> </ul> <p><i>Loading, Unloading or Transfer of Dusty Materials</i></p> <ul style="list-style-type: none"> <li>• All dusty materials should be sprayed with water immediately prior to any loading or transfer operation so as to keep the dusty material wet.</li> </ul>	Obs	Obs
		✓	✓
		✓	✓
		N/A	N/A
		✓	✓

EM&A Ref.	Recommendation Measures	Implementation Stage	
		M+ Museum	Lyric Theatre Complex
	<i>Debris Handling</i>		
	<ul style="list-style-type: none"> <li>Any debris should be covered entirely by impervious sheeting or stored in a debris collection area sheltered on the top and the three sides.</li> </ul>	✓	✓
	<ul style="list-style-type: none"> <li>Before debris is dumped into a chute, water should be sprayed so that it remains wet when it is dumped.</li> </ul>	✓	✓
	<i>Transport of Dusty Materials</i>		
	<ul style="list-style-type: none"> <li>Vehicle used for transporting dusty materials/spoils should be covered with tarpaulin or similar material. The cover should extend over the edges of the sides and tailboards.</li> </ul>	✓	✓
	<i>Wheel washing</i>		
	<ul style="list-style-type: none"> <li>Vehicle wheel washing facilities should be provided at each construction site exit. Immediately before leaving the construction site, every vehicle should be washed to remove any dusty materials from its body and wheels.</li> </ul>	✓	✓
	<i>Use of vehicles</i>		
	<ul style="list-style-type: none"> <li>The speed of the trucks within the site should be controlled to about 10km/hour in order to reduce adverse dust impacts and secure the safe movement around the site.</li> </ul>	✓	✓
	<ul style="list-style-type: none"> <li>Immediately before leaving the construction site, every vehicle should be washed to remove any dusty materials from its body and wheels.</li> </ul>	✓	✓
	<ul style="list-style-type: none"> <li>Where a vehicle leaving the construction site is carrying a load of dusty materials, the load should be covered entirely by clean impervious sheeting to ensure that the dusty materials do not leak from the vehicle.</li> </ul>	✓	✓
	<i>Site hoarding</i>		
	<ul style="list-style-type: none"> <li>Where a site boundary adjoins a road, street, service lane or other area accessible to the public, hoarding of not less than 2.4m high from ground level should be provided along the entire length of that portion of the site boundary except for a site entrance or exit.</li> </ul>	✓	✓
2.1 & 10.3.1	<p><b>Best Practicable Means for Cement Works (Concrete Batching Plant)</b></p> <p>The relevant best practices for dust control as stipulated in the Guidance Note on the Best Practicable Means for Cement Works (Concrete Batching Plant) BPM 3/2(93) should be followed and implemented to further reduce the construction dust impacts of the Project. These best practices include:</p> <p>Exhaust from Dust Arrestment Plant</p>		
	<ul style="list-style-type: none"> <li>Wherever possible the final discharge point from particulate matter arrestment plant, where is not necessary to achieve dispersion from residual pollutants, should be at low level to minimise the effect on the local community in the case of abnormal emissions and to facilitate maintenance and inspection</li> </ul>	✓	✓



EM&A Ref.	Recommendation Measures	Implementation Stage	
		M+ Museum	Lyric Theatre Complex
	Emission Limits		
	<ul style="list-style-type: none"> <li>All emissions to air, other than steam or water vapour, shall be colourless and free from persistent mist or smoke</li> </ul>	✓	✓
	Engineering Design/Technical Requirements		
	<ul style="list-style-type: none"> <li>As a general guidance, the loading, unloading, handling and storage of fuel, raw materials, products, wastes or by-products should be carried out in a manner so as to prevent the release of visible dust and/or other noxious or offensive emissions</li> </ul>	✓	✓
-	<p><b>Non-Road Mobile Machinery (NRMM):</b></p> <p>All NRMMs operating on-site which are subject to emission control of Air Pollution Control (Non-road Mobile Machinery) (Emission) Regulation are approved/exempted (as the case may be) and affixed with the requisite approval/exemption labels.</p>	✓	Obs / Rem
<b>Noise Impact (Construction)</b>			
3.1 & 10.4.1	<p><b>Good Site Practice</b></p> <p>Good site practice and noise management can significantly reduce the impact of construction site activities on nearby NSRs. The following package of measures should be followed during each phase of construction:</p> <ul style="list-style-type: none"> <li>only well-maintained plant to be operated on-site and plant should be serviced regularly during the construction works;</li> <li>machines and plant that may be in intermittent use to be shut down between work periods or should be throttled down to a minimum</li> <li>plant known to emit noise strongly in one direction, should, where possible, be orientated to direct noise away from the NSRs;</li> <li>mobile plant should be sited as far away from NSRs as possible; and</li> <li>material stockpiles and other structures to be effectively utilised, where practicable, to screen noise from on-site construction activities.</li> </ul>	✓	✓
3.1 & 10.4.1	<p><b>Adoption of Quieter PME</b></p> <p>The recommended quieter PME adopted in the assessment were taken from the EPD's QPME Inventory and "Sound Power Levels of Other Commonly Used PME" are presented in <b>Table 4.26</b> in the EIA report. It should be noted that the silenced PME selected for assessment can be found in Hong Kong.</p>	✓	✓

EM&A Ref.	Recommendation Measures	Implementation Stage	
		M+ Museum	Lyric Theatre Complex
3.1 & 10.4.1	<b>Use of Movable Noise Barriers</b> Movable noise barriers can be very effective in screening noise from particular items of plant when constructing the Project. Noise barriers located along the active works area close to the noise generating component of a PME could produce at least 10 dB(A) screening for stationary plant and 5 dB(A) for mobile plant provided the direct line of sight between the PME and the NSRs is blocked.	N/A	✓
3.1 & 10.4.1	<b>Use of Noise Enclosure/ Acoustic Shed</b> The use of noise enclosure or acoustic shed is to cover stationary PME such as air compressor and concrete pump. With the adoption of the noise enclosure, the PME could be completely screened, and noise reduction of 15 dB(A) can be achieved according to the EIAO Guidance Note No. 9/2010.	N/A	N/A
3.1 & 10.4.1	<b>Use of Noise Insulating Fabric</b> Noise insulating fabric can also be adopted for certain PME (e.g. drill rig, pilling machine etc). The fabric should be lapped such that there are no openings or gaps on the joints. According to the approved Tsim Sha Tsui Station Northern Subway EIA report (AEIAR-127/2008), a noise reduction of 10 dB(A) can be achieved for the PME lapped with the noise insulating fabric.	N/A	✓
3.1 & 10.4.1	<b>Scheduling of Construction Works outside School Examination Periods</b> During construction phase, the contractor should liaise with the educational institutions (including NSRs LCS and CRGPS) to obtain the examination schedule and avoid the noisy construction activities during school examination periods.	N/A	N/A
<b>Water Quality Impact (Construction)</b>			
4.1 & 10.5.1	<b>Construction site runoff and drainage</b> The site practices outlined in ProPECC Note PN 1/94 should be followed as far as practicable in order to minimise surface runoff and the chance of erosion. The following measures are recommended to protect water quality and sensitive uses of the coastal area, and when properly implemented should be sufficient to adequately control site discharges so as to avoid water quality impacts: <ul style="list-style-type: none"> <li>At the start of site establishment, perimeter cut-off drains to direct off-site water around the site should be constructed with internal drainage works and erosion and sedimentation control facilities implemented. Channels, earth bunds or sand bag barriers should be provided on site to direct storm water to silt removal facilities. The design of the temporary on-site drainage system should be undertaken by the WKCDA's Contractor prior to the commencement of construction;</li> <li>Sand/silt removal facilities such as sand/silt traps and sediment basins should be provided to remove sand/silt particles from runoff to meet the requirements of the TM standards under the WPCO. The design of efficient silt removal facilities should be based on the guidelines in Appendix A1 of ProPECC Note PN 1/94. Sizes may vary depending upon the flow rate. The detailed design of the sand/silt traps should be undertaken by the WKCDA's Contractor prior to the commencement of construction.</li> </ul>	✓	✓
		✓	Rem

EM&A Ref.	Recommendation Measures	Implementation Stage	
		M+ Museum	Lyric Theatre Complex
	<ul style="list-style-type: none"> <li>All drainage facilities and erosion and sediment control structures should be regularly inspected and maintained to ensure proper and efficient operation at all times and particularly during rainstorms. Deposited silt and grit should be regularly removed, at the onset of and after each rainstorm to ensure that these facilities are functioning properly at all times.</li> </ul>	✓	✓
	<ul style="list-style-type: none"> <li>Measures should be taken to minimize the ingress of site drainage into excavations. If excavation of trenches in wet periods is necessary, they should be dug and backfilled in short sections wherever practicable. Water pumped out from foundation excavations should be discharged into storm drains via silt removal facilities.</li> </ul>	✓	✓
	<ul style="list-style-type: none"> <li>All vehicles and plant should be cleaned before leaving a construction site to ensure no earth, mud, debris and the like is deposited by them on roads. An adequately designed and sited wheel washing facility should be provided at construction site exit where practicable. Wash-water should have sand and silt settled out and removed regularly to ensure the continued efficiency of the process. The section of access road leading to, and exiting from, the wheel-wash bay to the public road should be paved with sufficient backfall toward the wheel-wash bay to prevent vehicle tracking of soil and silty water to public roads and drains.</li> </ul>	✓	✓
	<ul style="list-style-type: none"> <li>Open stockpiles of construction materials or construction wastes on-site should be covered with tarpaulin or similar fabric during rainstorms. Measures should be taken to prevent the washing away of construction materials, soil, silt or debris into any drainage system.</li> </ul>	✓	✓
	<ul style="list-style-type: none"> <li>Manholes (including newly constructed ones) should be adequately covered and temporarily sealed so as to prevent silt, construction materials or debris being washed into the drainage system and stormwater runoff being directed into foul sewers.</li> </ul>	✓	✓
	<ul style="list-style-type: none"> <li>Precautions should be taken at any time of the year when rainstorms are likely. Actions should be taken when a rainstorm is imminent or forecasted and actions to be taken during or after rainstorms are summarized in Appendix A2 of ProPECC Note PN 1/94. Particular attention should be paid to the control of silty surface runoff during storm events, especially for areas located near steep slopes.</li> </ul>	✓	✓
	<ul style="list-style-type: none"> <li>Bentonite slurries used in piling or slurry walling should be reconditioned and reused wherever practicable. Temporary enclosed storage locations should be provided on-site for any unused bentonite that needs to be transported away after all the related construction activities are completed. The requirements in ProPECC Note PN 1/94 should be adhered to in the handling and disposal of bentonite slurries.</li> </ul>	N/A	N/A
	<p><b>Barging facilities and activities</b></p> <p>Recommendations for good site practices during operation of the proposed barging point include:</p>		
	<ul style="list-style-type: none"> <li>All vessels should be sized so that adequate clearance is maintained between vessels and the seabed in all tide conditions, to ensure that undue turbidity is not generated by turbulence from vessel movement or propeller wash;</li> </ul>	N/A	N/A

EM&A Ref.	Recommendation Measures	Implementation Stage	
		M+ Museum	Lyric Theatre Complex
	<ul style="list-style-type: none"> <li>Loading of barges and hoppers should be controlled to prevent splashing of material into the surrounding water. Barges or hoppers should not be filled to a level that will cause the overflow of materials or polluted water during loading or transportation;</li> <li>All hopper barges should be fitted with tight fitting seals to their bottom openings to prevent leakage of material; and</li> <li>Construction activities should not cause foam, oil, grease, scum, litter or other objectionable matter to be present on the water within the site.</li> </ul>	N/A	N/A
4.1 & 10.5.1	<p><b>Sewage effluent from construction workforce</b></p> <p>Temporary sanitary facilities, such as portable chemical toilets, should be employed on-site where necessary to handle sewage from the workforce. A licensed contractor should be employed to provide appropriate and adequate portable toilets and be responsible for appropriate disposal and maintenance.</p>	✓	✓
4.1 & 10.5.1	<p><b>General construction activities</b></p> <ul style="list-style-type: none"> <li>Construction solid waste, debris and refuse generated on-site should be collected, handled and disposed of properly to avoid entering any nearby storm water drain. Stockpiles of cement and other construction materials should be kept covered when not being used.</li> <li>Oils and fuels should only be stored in designated areas which have pollution prevention facilities. To prevent spillage of fuels and solvents to any nearby storm water drain, all fuel tanks and storage areas should be provided with locks and be sited on sealed areas, within bunds of a capacity equal to 110% of the storage capacity of the largest tank. The bund should be drained of rainwater after a rain event.</li> </ul>	✓	✓
<b>Waste Management Implications (Construction)</b>			
6.1 & 10.7.1	<p><b>Good Site Practices</b></p> <p>Recommendations for good site practices during the construction activities include:</p> <ul style="list-style-type: none"> <li>Nomination of an approved person, such as a site manager, to be responsible for good site practices, arrangements for collection and effective disposal to an appropriate facility, of all wastes generated at the site</li> <li>Training of site personnel in proper waste management and chemical handling procedures</li> <li>Provision of sufficient waste disposal points and regular collection of waste</li> <li>Appropriate measures to minimise windblown litter and dust/odour during transportation of waste by either covering trucks or by transporting wastes in enclosed containers</li> <li>Provision of wheel washing facilities before the trucks leaving the works area so as to minimise dust introduction to public roads</li> <li>Well planned delivery programme for offsite disposal such that adverse environmental impact from transporting the inert or non-inert C&amp;D materials is not anticipated</li> </ul>	✓	✓



EM&A Ref.	Recommendation Measures	Implementation Stage	
		M+ Museum	Lyric Theatre Complex
6.1 & 10.7.1	<p><b>Waste Reduction Measures</b></p> <p>Recommendations to achieve waste reduction include:</p> <ul style="list-style-type: none"> <li>Sort inert C&amp;D material to recover any recyclable portions such as metals</li> <li>Segregation and storage of different types of waste in different containers or skips to enhance reuse or recycling of materials and their proper disposal</li> <li>Encourage collection of recyclable waste such as waste paper and aluminium cans by providing separate labelled bins to enable such waste to be segregated from other general refuse generated by the work force</li> <li>Proper site practices to minimise the potential for damage or contamination of inert C&amp;D materials</li> <li>Plan the use of construction materials carefully to minimise amount of waste generated and avoid unnecessary generation of wastes</li> </ul>	<p>✓</p> <p>✓</p> <p>✓</p> <p>✓</p> <p>✓</p>	<p>✓</p> <p>✓</p> <p>✓</p> <p>✓</p> <p>✓</p>
6.1 & 10.7.1	<p><b>Inert and Non-inert C&amp;D Materials</b></p> <p>In order to minimise impacts resulting from collection and transportation of inert C&amp;D material for off-site disposal, the excavated materials should be reused on-site as fill material as far as practicable. In addition, inert C&amp;D material generated from excavation works could be reused as fill materials in local projects that require public fill for reclamation.</p> <ul style="list-style-type: none"> <li>The surplus inert C&amp;D material will be disposed of at the Government's PFRFs for beneficial use by other projects in Hong Kong.</li> <li>Liaison with the CEDD Public Fill Committee (PFC) on the allocation of space for disposal of the inert C&amp;D materials at PFRF is underway. No construction work is allowed to proceed until all issues on management of inert C&amp;D materials have been resolved and all relevant arrangements have been endorsed by the relevant authorities including PFC and EPD.</li> <li>The C&amp;D materials generated from general site clearance should be sorted on site to segregate any inert materials for reuse or disposal of at PFRFs whereas the non-inert materials will be disposed of at the designated landfill site.</li> <li>In order to monitor the disposal of inert and non-inert C&amp;D materials at respectively PFRFs and the designated landfill site, and to control fly-tipping, it is recommended that the Contractor should follow the Technical Circular (Works) No. 6/2010 for Trip Ticket System for Disposal of Construction &amp; Demolition Materials issued by Development Bureau. In addition, it is also recommended that the Contractor should prepare and implement a Waste Management Plan detailing their various waste arising and waste management practices in accordance with the relevant requirements of the Technical Circular (Works) No. 19/2005 Environmental Management on Construction Site.</li> </ul>	<p>✓</p> <p>✓</p> <p>✓</p> <p>✓</p>	<p>✓</p> <p>✓</p> <p>✓</p> <p>✓</p>

EM&A Ref.	Recommendation Measures	Implementation Stage	
		M+ Museum	Lyric Theatre Complex
6.1 & 10.7.1	<p><b>Chemical Waste</b></p> <ul style="list-style-type: none"> <li>If chemical wastes are produced at the construction site, the Contractor will be required to register with the EPD as a chemical waste producer and to follow the guidelines stated in the "Code of Practice on the Packaging Labelling and Storage of Chemical Wastes". Good quality containers compatible with the chemical wastes should be used, and incompatible chemicals should be stored separately. Appropriate labels should be securely attached on each chemical waste container indicating the corresponding chemical characteristics of the chemical waste, such as explosive, flammable, oxidizing, irritant, toxic, harmful, corrosive, etc. The Contractor should use a licensed collector to transport and dispose of the chemical wastes at the approved Chemical Waste Treatment Centre or other licensed recycling facilities, in accordance with the Waste Disposal (Chemical Waste) (General) Regulation.</li> <li>Potential environmental impacts arising from the handling activities (including storage, collection, transportation and disposal of chemical waste) are expected to be minimal with the implementation of appropriate mitigation measures as recommended.</li> </ul>	✓	✓
6.1 & 10.7.1	<p><b>General Refuse</b></p> <p>General refuse should be stored in enclosed bins or compaction units separated from inert C&amp;D materials. A reputable waste collector should be employed by the Contractor to remove general refuse from the site, separately from inert C&amp;D materials. Preferably an enclosed and covered area should be provided to reduce the occurrence of 'wind blown' light material.</p>	✓	✓
<b>Land Contamination (Construction)</b>			
7.1 & 10.8.1	<p>The potential for land contamination issues at the TST Fire Station due to its future relocation will be confirmed by site investigation after land acquisition. Where necessary, mitigation measures for minimising potential exposure to contaminated materials (if any) or remediation measures will be identified. If contaminated land is identified (e.g., during decommissioning of fuel oil storage tanks) after the commencement of works, mitigation measures are proposed in order to minimise the potentially adverse effects on the health and safety of construction workers and impacts arising from the disposal of potentially contaminated materials.</p> <p>The following measures are proposed for excavation and transportation of contaminated material:</p> <ul style="list-style-type: none"> <li>To minimize the chance for construction workers to come into contact with any contaminated materials, bulk earth-moving excavation equipment should be employed;</li> <li>Contact with contaminated materials can be minimised by wearing appropriate clothing and personal protective equipment such as gloves and masks (especially when interacting directly with contaminated material), provision of washing facilities and prohibition of smoking and eating on site;</li> <li>Stockpiling of contaminated excavated materials on site should be avoided as far as possible;</li> </ul>	N/A	N/A
		N/A	N/A
		N/A	N/A

EM&A Ref.	Recommendation Measures	Implementation Stage	
		M+ Museum	Lyric Theatre Complex
	<ul style="list-style-type: none"> <li>The use of contaminated soil for landscaping purpose should be avoided unless pre-treatment was carried out;</li> <li>Vehicles containing any contaminated excavated materials should be suitably covered to reduce dust emissions and/or release of contaminated wastewater;</li> <li>Truck bodies and tailgates should be sealed to stop any discharge;</li> <li>Only licensed waste haulers should be used to collect and transport contaminated material to treatment/disposal site and should be equipped with tracking system to avoid fly tipping;</li> <li>Speed control for trucks carrying contaminated materials should be exercised;</li> <li>Observe all relevant regulations in relation to waste handling, such as Waste Disposal Ordinance (Cap. 354), Waste Disposal (Chemical Waste) (General) Regulation (Cap. 354) and obtain all necessary permits where required; and</li> <li>Maintain records of waste generation and disposal quantities and disposal arrangements.</li> </ul>	N/A	N/A
<b>Ecological Impact (Construction)</b>			
No mitigation measure is required.			
<b>Landscape and Visual Impact (Construction)</b>			
Table 9.1 & 10.8 (CM1)	Trees should be retained in situ on site as far as possible. Should tree removal be unavoidable due to construction impacts, trees will be transplanted or felled with reference to the stated criteria in the Tree Removal Applications to be submitted to relevant government departments for approval in accordance to ETWB TCW No. 29/2004 and 3/2006.	N/A	N/A
Table 9.1 & 10.8 (CM2)	Compensatory tree planting shall be incorporated to the proposed project and maximize the new tree, shrubs and other vegetation planting to compensate tree felled and vegetation removed. Also, implementation of compensatory planting should be of a ratio not less than 1:1 in terms of quality and quantity within the site.	N/A	N/A
Table 9.1 & 10.8 (CM3)	Buffer trees for screening purposes to soften the hard architectural and engineering structures and facilities.	N/A	N/A
Table 9.1 & 10.8 (CM4)	Softscape treatments such as vertical green wall panel /planting of climbing and/or weeping plants, etc, to maximize the green coverage and soften the hard architectural and engineering structures and facilities.	N/A	N/A
Table 9.1 & 10.8 (CM5)	Roof greening by means of intensive and extensive green roof to maximize the green coverage and improve aesthetic appeal and visual quality of the building/structure.	N/A	N/A
Table 9.1 & 10.8 (CM6)	Sensitive streetscape design should be incorporated along all new roads and streets.	N/A	N/A
Table 9.1 & 10.8 (CM7)	Structure, ornamental planting shall be provided along amenity strips to enhance the landscape quality.	N/A	N/A

EM&A Ref.	Recommendation Measures	Implementation Stage	
		M+ Museum	Lyric Theatre Complex
Table 9.1 & 10.8 (CM8)	Landscape design shall be incorporated to architectural and engineering structures in order to provide aesthetically pleasing designs.	N/A	N/A
Table 9.1 (CM9)	Minimize the structure of marine facilities to be built on the seabed and foreshore in order to minimize the affected extent to the waterbody	N/A	N/A
Table 9.2 & 10.9 (MCP1)	Use of decorative screen hoarding/boards	✓	✓
Table 9.2 & 10.9 (MCP2)	Early introduction of landscape treatments	N/A	N/A
Table 9.2 & 10.9 (MCP3)	Adoption of light colour for the temporary ventilation shafts for the basement during the transition period.	N/A	N/A
Table 9.2 & 10.9 (MCP4)	Control of night time lighting	✓	✓
Table 9.2 & 10.9 (MCP5)	Use of greenery such as grass cover for the temporary open areas will help achieve the visual balance and soften the hard edges of the structures.	N/A	N/A

- N/A - Not Applicable
- ✓ - Implemented
- Obs - Observed
- Rem - Reminder



## **K. Cumulative Statistics on Complaints, Notifications of Summons and Successful Prosecutions**

Cumulative statistics for complaints, notifications of summons and successful prosecutions for the Project account for period starting from the date of commencement of construction works (i.e. 31 October 2015 for M+ Museum main works and 1 March 2016 for Lyric Theatre Complex) to the end of the reporting month and are summarised in the **Table K-1** and **Table K-2** below respectively.

**Table K-1: Statistics for complaints, notifications of summons and successful prosecutions for M+ Museum Main Works**

Reporting Period	Cumulative Statistics		
	Complaints	Notifications of summons	Successful prosecutions
This reporting month	0	0	0
From 31 October 2015 to end of the reporting month	8	1	0

**Table K-2: Statistics for complaints, notifications of summons and successful prosecutions for Lyric Theatre Complex**

Reporting Period	Cumulative Statistics		
	Complaints	Notifications of summons	Successful prosecutions
This reporting month	0	0	0
From 1 March 2016 to end of the reporting month	10	0	0