MTR Corporation Limited

Shatin to Central Link – Tai Wai to Hung Hom Section and Mong Kok East to Hung Hom Section

Monthly EM&A Report No. 71

[Period from 1 to 31 July 2018]

(August 2018)

Verified by: Fredrick Leong

Position: Independent Environmental Checker

Date: 13 Aug 2018

MTR Corporation Limited

Shatin to Central Link – Tai Wai to Hung Hom Section and Mong Kok East to Hung Hom Section

Monthly EM&A Report No. 71

[Period from 1 to 31 July 2018]

(Aug 2018)

Certified by: Lisa Poon

Position: Environmental Team Leader

Date: 13 August 2018

AECOM

MTR Corporation Limited

Consultancy Agreements
No. C11033 & C11033B

Shatin to Central Link - Tai Wai to Hung Hom Section and Mong Kok East to Hung Hom Section

Monthly EM&A Report No. 71

[Period from 1 to 31 July 2018]

	Name	Signature
Prepared & Checked:	Joanne Tsoi	
Reviewed & Approved:	Josh Lam	

Version:	A	Date:	13 August 2018

This Monthly EM&A Report is prepared for MTR Corporation Limited and is given for its sole benefit in relation to and pursuant to Consultancy Agreement No. C11033 & C11033B and may not be disclosed to, quoted to or relied upon by any person other than MTR Corporation Limited without our prior written consent. No person (other than MTR Corporation Limited) into whose possession a copy of this report comes may rely on this plan without our express written consent and MTR Corporation Limited may not rely on it for any purpose other than as described above.

AECOM Asia Co. Ltd.
8/F, Grand Central Plaza, Tower 2, 138 Shatin Rural Committee Road, Shatin, NT, Hong Kong
Tel: (852) 3922 9000 Fax: (852) 3922 9797 www.aecom.com

Table of Contents

Page

1 INTRODUCTION 1
1.1 Background 1
1.2 Project Programme 1
1.3 Purpose of the Report 2
2 ENVIRONMENTAL MONITORING AND AUDIT 2
3 IMPLEMENTATION STATUS ON THE ENVIRONMENTAL PROTECTION REQUIREMENTS .. 9

List of Tables

Table 1.1 Summary of Awarded Works Contracts
Table 2.1 Summary of Major Construction Activities in the Reporting Period
Table 2.2 Summary of 24-Hour TSP Monitoring Results in the Reporting Period
Table 2.3 Summary of Construction Noise Monitoring Results in the Reporting Period
Table 2.4 Log for Environmental Complaints, Notification of Summons and Successful Prosecutions for the Reporting Month
Table 3.1 Summary of Status of Required Submissions for and EP-438/2012/K
Table 3.2 Summary of Status of Required Submissions for EP-437/2012/A

List of Appendices

Appendix A 71st Monthly EM&A Report for Works Contract 1109 – Stations and Tunnels of Kowloon City Section
Appendix B 67th Monthly EM&A Report for Works Contract 1111 – Hung Hom North Approach Tunnels
Appendix C 66th Monthly EM&A Report for Works Contract 1103 – Hin Keng to Diamond Hill Tunnels
Appendix D 65th Monthly EM&A Report for Works Contract 1106 – Diamond Hill Station
Appendix E 62nd Monthly EM&A Report for Works Contract 1112 – Hung Hom Station and Stabling Sidings
Appendix F 58th Monthly EM&A Report for Works Contract 1102 – Hin Keng Station and Approach Structures
Appendix G Final EM&A Review Report for Works Contract 1108 – Kai Tak Station and Associated Tunnels

1 INTRODUCTION

1.1 Background

1.1.1 The Shatin to Central Link (SCL) is a 17km extension of the existing Ma On Shan Line (MOL) and East Rail Line (EAL) comprising (i) The East-West Corridor which extends the MOL from Tai Wai to Hung Hom via East Kowloon to connect with the West Rail Line (WRL) at Hung Hom Station (HUH) and Stabling Sidings at Hung Hom Freight Yard (HHS); and (ii) The North-South Corridor which is an extension of the East Rail Line (EAL) at Hung Hom across the harbour to Admiralty Station (ADM).

1.1.2 Shatin to Central Link – Tai Wai to Hung Hom Section [SCL (TAW-HUH)] and Shatin to Central Link – Mong Kok East to Hung Hom Section [SCL (MKK-HUH) (hereafter referred to as "the Project") are parts of the SCL. Shatin to Central Link – Stabling Sidings at Hung Hom Freight Yard [SCL (HHS)] is a proposed stabling sidings option for SCL (TAW – HUH) at the former freight yard in Hung Hom.

1.1.3 The Environmental Impact Assessment (EIA) Reports for SCL (TAW-HUH) (Register No.: AEIAR-167/2012), SCL (MKK-HUH) (Register No.: AEIAR-165/2012) and SCL (HHS) (Register No.: AEIAR-164/2012) were approved on 17 February 2012 under the Environmental Impact Assessment Ordinance (EIAO). Following the approval of the EIA Reports, two Environmental Permits (EPs) were granted on 22 March 2012, one covers SCL (TAW-HUH) and SCL (HHS) (EP No: EP-438/2012) and the other covers SCL (MKK-HUH) and SCL (HHS) (EP No.: EP-437/2012), for their construction and operation. Variations of environmental permit (VEP) were subsequently applied for EP-438/2012 and EP-437/2012. The latest Environmental Permits (EP Nos.: EP-438/2012/K and EP-437/2012/A) were issued by Director of Environmental Protection (DEP) on 4 October 2016 and 28 November 2017, respectively.

1.2 Project Programme

1.2.1 Eleven civil construction works contracts of the Project have been awarded since July 2012. The construction of the Project commenced in September 2012 and is expected to complete in 2019 tentatively. Table 1.1 summarises the information of the awarded Works Contracts.

Table 1.1 Summary of Awarded Works Contracts

Works Contract	Description	Construction Start Date	Contractor	Environmental Team
1101(1)	Ma On Shan Line Modification Works	December 2012	Sun Fook Kong Joint Venture (SFKJV)	ANewR Consulting Ltd. (ANewR)
1102	Hin Keng Station and Approach Structures	October 2013	Penta-Ocean Construction Co. Ltd.	Cinotech Consultants Ltd. (Cinotech)
1103	Hin Keng to Diamond Hill Tunnels	February 2013	Vinci Construction Grands Projets	Ove Arup & Partners Hong Kong Ltd. (Arup)
1106	Diamond Hill Station	March 2013	Leader Joint Venture	Cinotech Consultants Ltd. (Cinotech)
1107(4)	Diamond Hill to Kai Tak Tunnels	May 2013	Chun Wo - SELI Joint Venture	Cinotech Consultants Ltd. (Cinotech)

Works Contract	Description	Construction Start Date	Contractor	Environmental Team
1108(5)	Kai Tak Station and Associated Tunnels	June 2013	Kaden -Chun Wo Joint Venture	Environmental Pioneers & Solutions Ltd.
1108A(2)	Kai Tak Barging Point Facilities	September 2012	Concentric – Hong Kong River Joint Venture (CCL-HKR JV)	Cinotech Consultants Ltd. (Cinotech)
1109	Stations and Tunnels of Kowloon City Section	September 2012	Samsung-Hsin Chong JV (SSHCJV)	ERM-Hong Kong Limited (ERM)
1111	Hung Hom North Approach Tunnels	January 2013	Gammon-Kaden SCL1111 JV	AECOM Asia Co. Ltd.
1112	Hung Hom Station and Stabling Sidings	June 2013	Leighton Contractors (Asia) Limited	SMEC Asia Ltd., HK
11240(3)	Excavation, Sorting and Disposal of Stockpiled Spoils to Approved Receptor Site	October 2017	Crown Asia Engineering Limited (CAEL)	MTR Co. Limited

Notes:

(1) All construction works (works areas at Tai Wai Mei Tin Road and the offsite temporary storage areas) under Works Contract 1101 were completed on 29 February 2016.

(2) All construction works (Kai Tak Barging Point Facilities) under Works Contract 1108A were completed on 29 September 2016.

(3) All construction works (Excavation, Sorting and Disposal of Stockpiled Spoils to Approved Receptor Site) under Works Contract 11240 were completed on 3 January 2018.

(4) All construction works (Diamond Hill to Kai Tak Tunnels) under Works Contract 1107 were completed on 22 February 2018.

(5) All construction works (Kai Tak Station and associated tunnels) under Works Contract 1108 were completed in July 2018.

1.3 Purpose of the Report

1.3.1 The Environmental Monitoring and Audit (EM&A) programme for the Project commenced in September 2012. This is the seventy-first EM&A Report for the Project which summarises the EM&A works undertaken by the respective Contractor's ETs during the period from 1 to 31 July 2018.

2 ENVIRONMENTAL MONITORING AND AUDIT

2.1.1 The construction of SCL has been divided into different civil construction works contracts which are covered by EP No. EP-437/2012/A and/or EP-438/2012/K. As per the EP Conditions, EM&A Reports for the works contracts as shown in the table below have been prepared by the respective Contractor's ETs.

Works Contract	Contract Title	Works Covered in Environmental Permit No.
1101	Ma On Shan Modification Works	EP-438/2012/K
1102	Hin Keng Station and Approach Structures	EP-438/2012/K
1103	Hin Keng to Diamond Hill Tunnels	EP-438/2012/K

Works Contract	Contract Title	Works Covered in Environmental Permit No.
1106	Diamond Hill Station	EP-438/2012/K
1107	Diamond Hill to Kai Tak Tunnels	EP-438/2012/K
1108	Kai Tak Station and Associated Tunnels	EP-438/2012/K
1108A	Kai Tak Barging Point Facilities	EP-438/2012/K
1109	Stations and Tunnels of Kowloon City Section	EP-438/2012/K
1111	Hung Hom North Approach Tunnels	EP-437/2012/A & EP-438/2012/K
1112	Hung Hom Station and Stabling Sidings	EP-437/2012/A & EP-438/2012/K
11240	Excavation, Sorting and Disposal of Stockpiled Spoils to Approved Receptor Site	EP-438/2012/K

2.1.2 The EM&A Reports for Works Contracts 1109, 1111, 1103, 1106, 1112 and 1102 prepared by the respective Contractor's ETs are provided in Appendices A to F, respectively. The EM&A Reports provide details of the project information, EM&A requirements, impact monitoring and audit results for the corresponding Contracts.

2.1.3 The construction works of Works Contract 1108 was substantially completed in July 2018. The Final EM&A Review Report for Works Contract 1108 summarising the waste management details, site inspection findings, environmental complaint records and investigations, and any notification of summons, prosecutions and corrective actions throughout the construction periods are provided in Appendix G.

2.1.4 A summary of the major construction activities undertaken by the respective Contractors of various Works Contracts during the reporting period are presented in Table 2.1.

Table 2.1 Summary of Major Construction Activities in the Reporting Period

Works Contract	Site	Construction Activities
1102	Hin Keng Station and Approach Structures	• Modification Works
1103	Fung Tak Area	• C&S Works
	Ma Chai Hang Area	• C&S Works and ABWF Works
	Shui Chuen O	• Storage Area
1106	Diamond Hill Station Area	• ABWF works at SCL-DIH station area; • TTA for site access and temporary footpath diversion at Choi Hung Road, Entrance A2 and Lung Cheung Road; • General site clearance works; • Relocation works for Old Pillbox and Former Royal Air Force Hangar; • Modification of utilities and drainages at Lung Cheung Road; and • Drainage works.
1109	Works in To Kwa Wan (TKW) (formerly named as Ma Tau Wai (MTW))	• Along Ma Tau Wai Road and TKW/MTW Road Garden – Station construction; ABWF works; and Underground utilities reinstatement

Works Contract	Site	Construction Activities
		works.
	Works in Sung Wong Toi (SUW) (formerly named as To Kwa Wan (TKW))	• **Olympic Garden – Construction of station entrance and ABWF works;** • **SUW Station – Construction of SUW station and ABWF works;** • **Tam Kung Road – Construction of aboveground structure and ABWF works; and** • **Nam Kok Road – Construction of station entrance and ABWF works.**
1111	**Ho Man Tin**	• Steel mesh, planter works, hoarding removal
	NSL (South)	• Road & drainage construction, bar fence, planting
	OB2 / TB1	• Maintenance access, abandoned watermain removal, bar fence
	OB2A / TB2	• Maintenance access, bar fence
	NSL 9 & Oi Sen Path	• Defect rectification, minor steel work
1112	**Hung Hom Station (HUH)**	• **Drainage works/ Building Service works at G.L J** • **Platform ABWF and E&M works**
	Concourse level & Mid-level walkway	• **Modification works**

2.1.5 Impact monitoring for air quality and construction noise were conducted in accordance with the EM&A Manual in the reporting period. Continuous noise monitoring was not required in the reporting period for all Works Contracts according to the Continuous Noise Monitoring Plan (CNMP). The air quality and construction noise for this reporting month are summarised in Tables 2.2 and 2.3. Details of the monitoring requirements, locations, equipment, methodology and QA/QC procedures are presented in the EM&A Reports as provided in Appendices A to F.

2.1.6 Water quality monitoring was not carried out during this reporting period since no dredging activity was conducted in the reporting month.

2.1.7 No environmental complaint, exceedance of limit level, notification of summons or successful prosecutions was received during the reporting period. Log for environmental complaints, notification of summons and successful prosecutions are provided in Table 2.4.

2.1.8 Regular site inspections were conducted by the respective Contractor's ETs on a weekly basis to check the implementation of environmental pollution control and mitigation measures for the Project. No non-conformance was identified in the reporting period.

Table 2.2 Summary of 24-Hour TSP Monitoring Results in the Reporting Period

Monitoring Station ID	Location	TSP Concentration (μg/m³)	Action Level (μg/m³)	Limit Level (μg/m³)	Exceedance due to the Project Construction (Yes/No)
Works Contracts 1102 and 1103					
DMS-1[11]	C.U.H.K.A.A. Thomas Cheung School	29.8 – 48.2	148.7	260	No
Works Contract 1103					
DMS-2	Price Memorial Catholic Primary School	29.7 – 58.4	167.4	260	No
Works Contracts 1103 and 1106					
DMS-3	Hong Kong S.K.H Nursing Home [1]	19.9 – 35.5	159.1	260	No
Works Contract 1106[10]					
DMS-4	Block 1, Rhythm Garden	20.9 – 45.0	160.4	260	No
Works Contract 1108 [5]					
Works Contract 1109					
DMS-6	Katherine Building [2]	31 – 41	156.8	260	No
DMS-7	Parc 22 [3]	38 – 44	166.7	260	No
DMS-8	SKH Good Shepherd Primary School	40 – 47	152.2	260	No
DMS-9	No. 12 Pau Chung Street [4][9]	40 – 49	160.9	260	No
DMS-10	Chat Ma Mansion	39 – 49	170.4	260	No
Works Contract 1111					
AM1[6]	No. 234 – 238 Chatham Road North [7]	26.1 – 45.3	183.9	260	No
Works Contract 1112					
AM2	Site Boundary of Finger Pier Adjacent To Harbourfront Horizon [8]	38.3 – 55.5	182	260	No
Works Contract 11240 [5]					

Notes:

(1) Alternative monitoring location to Shek On House
(2) Alternative monitoring location to Prosperity House
(3) Alternative monitoring location to Skytower Tower 2
(4) Alternative monitoring location to Lucky Building
(5) No TSP monitoring is required under this contract
(6) AM1 named as HUH-1-3 in SCL(TAW-HUH) and SCL(HHS) EIA Reports.
(7) Alternative monitoring location to Wing Fung Building
(8) Alternative monitoring location to Harbourfront Horizon
(9) Alternative monitoring location of No. 26 Kowloon City Road
(10) The 24-hour TSP monitoring works would be taken up by Works Contract 1106 since the completion of Works Contract 1107 in Feb 2018.
(11) The cessation of monitoring works at NMS-CA-1 was approved by EPD and the last monitoring was conducted on 16 Jul 2018.

Table 2.3 Summary of Construction Noise Monitoring Results in the Reporting Period

Monitoring Station ID	Location	Noise Level ($L_{Aeq,30mins}$, dB(A))			Limit Level (dB(A))	Exceedance due to the Project Construction (Yes/No)
		Measured	Baseline	Corrected [7]		
Works Contracts 1102 and 1103						
NMS-CA-1[12]	C.U.H.K.A.A. Thomas Cheung School	52.3 – 56.7	57.0	< Baseline	70 (65 during examination period)	No
Works Contract 1103						
NMS-CA-2	Price Memorial Catholic Primary School	60.7 – 63.5	66.0	< Baseline	70 (65 during examination period)	No
Works Contracts 1103 and 1106						
NMS-CA-3	Hong Kong S.K.H Nursing Home [1]	70.5 – 73.4	73.0	< Baseline – 62.8	70	No
Works Contracts 1106[11]						
NMS-CA-4	Block 1, Rhythm Garden (north-eastern façade)	70.2 – 72.0	71.0	< Baseline – 65.1	75	No
NMS-CA-5	Block 1, Rhythm Garden (northern façade)[2]	69.6 – 71.2	74.0	< Baseline	70 (65 during examination period)	No
Works Contract 1108 [6]						
Works Contract 1109						
NMS-CA-6	No. 16-23 Nam Kok Road [3]	61.8 – 63.5	76.1	< Baseline	75	No
NMS-CA-7	Skytower Tower 2	65.2 – 66.8	70.0	< Baseline	75	No
NMS-CA-8	SKH Good Shepherd Primary School	73.1 – 73.6	75.4	< Baseline	70 (65 during examination period) (79 during the period of conducting the continuous noise monitoring) [8]	No
NMS-CA-9	Kong Yiu Mansion [4]	68.7 – 71.8	69.2	< Baseline – 68.3	75	No
NMS-CA-10	Chat Ma Mansion	75.7 – 76.0	76.6	< Baseline	75	No
Works Contract 1111						

Monitoring Station ID	Location	Noise Level ($L_{Aeq,30mins}$, dB(A))			Limit Level (dB(A))	Exceedance due to the Project Construction (Yes/No)
		Measured	Baseline	Corrected (7)		
NM1	Carmel Secondary School (South Block)	65.9 – 67.4	68.0	< Baseline	70 (65 during examination period) (68 during the period of conducting the continuous noise monitoring) (9)	No
NM2	No. 234 – 238 Chatham Road North (5)	69.2 – 69.8	79.0	< Baseline	75 (77) (10)	No
Works Contract 1112 (6)						
Works Contract 11240 (6)						

Notes:

(1) Alternative monitoring location to Shek On House.
(2) Alternative monitoring location to Canossa Primary School (San Po Kong).
(3) Alternative monitoring location to Prosperity House.
(4) Alternative monitoring location to Lucky Building.
(5) Alternative monitoring location to Wing Fung Building.
(6) No construction noise monitoring is required under this contract.
(7) The measured noise levels are corrected against the corresponding baseline noise levels.
(8) The Limit Level of 79 dB(A) was updated on 22 Aug 2013 as per the latest Construction Noise Mitigation Measures Plan (CNMMP) and Continuous Noise Monitoring Plan (CNMP) which were approved by EPD.
(9) The Limit of 68 dB(A) was updated on 20 Jan 2014 as per the latest CNMMP and CNMP which were approved by EPD.
(10) Daytime noise Limit Level of 77 dB(A) applies during the continuous noise monitoring period.
(11) The construction noise monitoring works would be taken up by Works Contract 1106 since the completion of Works Contract 1107 in Feb 2018.
(12) The cessation of monitoring works at NMS-CA-1 was approved by EPD and the last monitoring was conducted on 17 Jul 2018.

Table 2.4 Log for Environmental Complaints, Notification of Summons and Successful Prosecutions for the Reporting Month

Works Contract	Environmental Complaints	Notification of Summons	Successful Prosecutions
1102	0	0	0
1103	0	0	0
1106	0	0	0
1109	0	0	0
1111	0	0	0
1112	0	0	0

3 IMPLEMENTATION STATUS ON THE ENVIRONMENTAL PROTECTION REQUIREMENTS

3.1.1 The respective Contractors have implemented all mitigation measures and requirements as stated in the EIA Reports, EM&A Manuals and EPs (EP-437/2012/A and EP-438/2012/K). The status of required submissions under the EPs as of the reporting period are summarised in Tables 3.1 and 3.2.

Table 3.1 Summary of Status of Required Submissions for and EP-438/2012/K

EP Condition (EP-438/2012/K)	Submission	Submission date
Condition 1.12	Notification of Commencement Date of Construction of the Project	1 Aug 2012
Condition 2.3	Notification of Information of Community Liaison Groups	13 Jul 2012 (1st submission) 31 Aug 2012 (2nd submission) 30 Nov 2012 (3rd submission)
Condition 2.7	Management Organisation of Main Construction Companies	27 Jul 2012 (1st submission) 21 Aug 2012 (2nd submission) 19 Dec 2012 (3rd submission) 22 Jan 2013 (4th submission) 30 Apr 2013 (5th submission) 21 May 2013 (6th submission)
Condition 2.8	Construction Programme and EP Submission Schedule	27 Jul 2012
Condition 2.9	Construction Noise Mitigation Measures Plan (CNMMP)	1 Aug 2012 (1st submission) 28 Sep 2012 (2nd submission) 30 Nov 2012 (3rd submission) 11 Jan 2013 (4th submission) 8 Feb 2013 (Approved) 8 Feb 2013 (5th submission) 26 Apr 2013 (6th submission) 11 Jun 2013 (7th submission) 12 Jul 2013 (Approved) 26 Jul 2013 (8th submission) 22 Aug 2013 (Approved) 23 Aug 2013 (9th submission) 13 Sep 2013 (Approved) 20 Jan 2014 (10th submission) 26 Feb 2014 (Approved) 31 Mar 2015 (Contract 1106 submission only) 13 Apr 2015 (Contract 1106 submission only) 15 Apr 2015 (Approved)
Condition 2.10	Continuous Noise Monitoring Plan (CNMP)	1 Aug 2012 (1st submission) 28 Sep 2012 (2nd submission) 30 Nov 2012 (3rd submission) 11 Jan 2013 (4th submission) 8 Feb 2013 (Approved) 8 Feb 2013 (5th submission) 26 Apr 2013 (6th submission) 11 Jun 2013 (7th submission) 12 Jul 2013 (Approved) 26 Jul 2013 (8th submission) 22 Aug 2013 (Approved) 23 Aug 2013 (9th submission) 13 Sep 2013 (Approved) 20 Jan 2014 (10th submission)

EP Condition (EP-438/2012/K)	Submission	Submission date
		26 Feb 2014 (Approved) 7 Oct 2014 (11th submission) 23 Oct 2014 (Approved)
Condition 2.11	Construction and Demolition Materials Management Plan (C&DMMP)	6 Jul 2012 (1st submission) 12 Sep 2012 (2nd submission) 10 Oct 2012 (Approved)
Condition 2.12	Sediment Management Plan	6 Jul 2012 (1st submission) 12 Sep 2012 (2nd submission) 5 Oct 2012 (3rd submission) 10 Oct 2012 (Approved) 4 Mar 2013 (4th submission) 9 May 2013 (5th submission) 24 Jul 2013 (6th submission) 26 Jul 2013 (Approved)
Condition 2.13	Visual, Landscape, Tree Planting & Tree Protection Plan	6 Jul 2012 (1st submission) 30 Aug 2012 (2nd submission) 3 Oct 2012 (3rd submission) 13 Nov 2013 (Approved) 14 Nov 2012 (4th submission) 8 Feb 2013 (5th submission) 18 Mar 2013 (6th submission) 18 Jun 2013 (7th submission) 12 Jul 2013 (Approved) 23 Mar 2017 (8th submission) 7 Mar 2018 (9th submission) 30 Jul 2018 (10th submission)
Condition 2.14	Transplantation Proposal for Plant Species of Conservation Importance	22 Aug 2012 (1st submission) 5 Oct 2012 (2nd submission) 26 Nov 2012 (3rd submission) 4 Dec 2012 (Approved)
Condition 2.15	Conservation Plan	31 Jan 2013 (1st submission) 18 Mar 2013 (2nd submission) 24 Apr 2013 (Approved)
Condition 2.16	Archaeological Action Plan(s) (AAP(s)) for Works Contract 1109	10 Aug 2012 (1st submission) 3 Sep 2012 (2nd submission) 21 Sep 2012 (Approved) 11 Oct 2013 (3rd submission) 1 Nov 2013 (Approved)
Condition 2.16	Archaeological Action Plan(s) (AAP(s)) for Works Contract 1106	29 Jan 2013 (1st submission) 19 Mar 2013 (2nd submission) 8 Apr 2013 (Approved)
Condition 2.23	Supplementary Contamination Assessment Report for New Territories South Animal Centre	28 Sep 2012 25 Oct 2012 (Approved)
Condition 2.27	Operational Ground-borne Noise Mitigation Measures Plan	18 Mar 2016 (Batch 1 Version A submission) 28 Apr 2016 (Batch 1 Version B submission) 28 Apr 2016 (Batch 2 Version A submission) 1 Jun 2016 (Batch 1 Version C submission) 1 Jun 2016 (Batch 2 Version B submission) 23 Jun 2016 (Batch 1 Version D submission) 23 Jun 2016 (Batch 2 Version

EP Condition (EP-438/2012/K)	Submission	Submission date
		C submission) 15 Jul 2016 (Batch 1 Version D approved) 15 Jul 2016 (Batch 2 Version C approved) 15 Sep 2016 (Batch 3 Version A submission) 4 Oct 2016 (Batch 3 Version A approved) 8 Mar 2017 (Batch 4 Version A) 7 Apr 2017 (Batch 4 Version A approved) 7 Jun 2017 (Final) 20 Jul 2017 (Approved)
Condition 2.28	As-built Drawings for Operational Ground-borne Noise Mitigation Measures	10 Aug 2017 (1st submission)
Condition 2.30	As-built Drawings for Operational Air-borne Noise Mitigation Measures	4 Dec 2015 (1st submission) 28 Dec 2015 (2nd submission) 4 Feb 2016 (Approved) 20 Mar 2018 (3rd submission)
Condition 2.33	As-built Drawings for Landscape and Visual Mitigation Measures	4 Dec 2015 (1st submission) 28 Dec 2015 (2nd submission) 4 Feb 2016 (Approved)
Condition 2.36	Contamination Assessment Plan (CAP) for the Temporary Magazine Site at TKO Area 137	23 Mar 2016 (1st submission) 20 Apr 2016 (2nd submission) 22 Apr 2016 (Approved)
Condition 2.36	Contamination Assessment Report (CAR) for the Temporary Magazine Site at TKO Area 137	19 May 2016 (1st submission) 3 Jun 2016 (2nd submission) 15 Jun 2016 (Approved)
Condition 3.1	Proposal for Termination of Environmental Monitoring and Audit (EM&A) Programme for Kai Tak Barging Point Facilities	7 Oct 2016 (Approved)
Condition 3.1	Proposal for Cessation of EM&A Works at Hin Keng	9 May 2018 (1st submission) 16 July 2018 (Approved)
Condition 3.3	Baseline Monitoring Report (Works Contract 1109 - Stations and Tunnels of Kowloon City Section)	27 Jul 2012
Condition 3.3	Baseline Monitoring Report (Works Contract 1108A – Kai Tak Barging Point Facilities)	31 Jul 2012
Condition 3.3	Baseline Monitoring Report (Works Contracts 1103, 1106 and 1111 – Hin Keng to Diamond Hill Tunnels, Diamond Hill Station, and Hung Hom North Approach Tunnels)	19 Oct 2012
Condition 3.4	Monthly EM&A Reports No. 1-69 Monthly EM&A Report No. 70	Reported in previous Monthly EM&A Reports 13 July 2018

Table 3.2 Summary of Status of Required Submissions for EP-437/2012/A

EP Condition (EP-437/2012/A)	Submission	Submission date
Condition 1.11	Notification of Commencement Date of Construction of the Project	30 Nov 2012
Condition 2.3	Notification of Information of Community Liaison Groups	30 Nov 2012
Condition 2.5	Management Organisation of Main Construction Companies	19 Dec 2012 (1st submission) 30 Apr 2013 (2nd submission)
Condition 2.6	Construction Programme and EP Submission Schedule	19 Dec 2012
Condition 2.7	Construction Noise Mitigation Measures Plan (CNMMP)	30 Nov 2012 (1st submission) 8 Feb 2013 (Approved) 26 Apr 2013 (2nd submission) 11 Jun 2013 (3rd submission) 27 Aug 2013 (Approved) 20 Jan 2014 (4th submission) 28 Apr 2016 (Approved)
Condition 2.8	Continuous Noise Monitoring Plan (CNMP)	30 Nov 2012 (1st submission) 11 Jan 2013 (2nd submission) 8 Feb 2013 (Approved) 20 Jan 2014 (3rd submission) 28 Apr 2016 (Approved)
Condition 2.9	Construction and Demolition Materials Management Plan (C&DMMP)	6 Jul 2012 (1st submission) 12 Sep 2012 (2nd submission) 15 Oct 2012 (Approved)
Condition 2.10	Sediment Management Plan	6 Jul 2012 (1st submission) 12 Sep 2012 (2nd submission) 5 Oct 2012 (3rd submission) 15 Oct 2012 (Approved)
Condition 2.11	Visual, Landscape, Tree Planting & Tree Protection Plan (VLTTP)	14 Nov 2012 (1st submission) 8 Feb 2013 (2nd submission) 4 Feb 2015 (3rd submission) 26 Jun 2015 (4th submission) 12 May 2017 (5th submission) 17 Apr 2018 (6th submission)
Condition 2.16	Operational Ground-borne Noise Mitigation Measures Plan	23 Mar 2017 (1st submission) 17 May 2017 (2nd submission) 28 Jun 2017 (3rd submission) 20 Jul 2017 (Approved)
Condition 3.3	Baseline Monitoring Report (Works Contracts 1103, 1106 and 1111 – Hin Keng to Diamond Hill Tunnels, Diamond Hill Station, and Hung Hom North Approach Tunnels)	19 Oct 2012
Condition 3.4	Monthly EM&A Reports No. 5-69 Monthly EM&A Report No. 70	Reported in previous Monthly EM&A Reports 13 July 2018

Appendix A

71st Monthly EM&A Report for Works Contract 1109 – Stations and Tunnels of Kowloon City Section

MTR Corporation Limited

Shatin to Central Link –
Tai Wai to Hung Hom Section

Monthly EM&A Report No. 71

[Period from 1 to 31 July 2018]

Works Contract 1109 - Stations and Tunnels of Kowloon City Section

(9 August 2018)

Certified by: Mandy To

Position: Environmental Team Leader

Date: 9 August 2018

Samsung-Hsin Chong JV

Shatin to Central Link (SCL) - Tai Wai to Hung Hom Section: Works Contract 1109 – Stations and Tunnels of Kowloon City Section

Monthly EM&A Report No.71

July 2018

Environmental Resources Management
16/F Berkshire House
25 Westlands Road
Quarry Bay, Hong Kong
Telephone: (852) 2271 3000
Facsimile: (852) 2723 5660
E-mail: post.hk@erm.com
http://www.erm.com

Samsung-Hsin Chong JV

Shatin to Central Link (SCL) - Tai Wai to Hung Hom Section: Works Contract 1109 – Stations and Tunnels of Kowloon City Section

Monthly EM&A Report No.71

July 2018

Reference 0171181

For and on behalf of ERM-Hong Kong, Limited	
Approved by:	Frank Wan
Signed:	
Position:	Partner
Date:	9 August 2018

CONTENTS

1	*INTRODUCTION*	*1*
1.1	*PURPOSE OF THE REPORT*	*1*
1.2	*STRUCTURE OF THE REPORT*	*1*
2	*PROJECT INFORMATION*	*3*
2.1	*BACKGROUND*	*3*
2.2	*GENERAL SITE DESCRIPTION*	*3*
2.3	*CONSTRUCTION PROGRAMME AND ACTIVITIES*	*3*
2.4	*PROJECT ORGANISATION*	*4*
2.5	*STATUS OF ENVIRONMENTAL LICENCES, NOTIFICATION AND PERMITS*	*4*
3	*ENVIRONMENTAL MONITORING REQUIREMENT*	*5*
3.1	*REGULAR CONSTRUCTION NOISE MONITORING*	*5*
3.1.1	*Monitoring Location*	*5*
3.1.2	*Monitoring Parameter and Frequency*	*5*
3.1.3	*Monitoring Equipment and Methodology*	*6*
3.1.4	*Action and Limit Levels*	*6*
3.2	*CONTINUOUS NOISE MONITORING*	*7*
3.2.1	*Monitoring Locations*	*7*
3.2.2	*Monitoring Parameter and Frequency*	*8*
3.2.3	*Monitoring Equipment and Methodology*	*8*
3.2.4	*Action and Limit Levels*	*8*
3.3	*CONSTRUCTION DUST MONITORING*	*9*
3.3.1	*Monitoring Location*	*9*
3.3.2	*Monitoring Parameter and Frequency*	*10*
3.3.3	*Monitoring Equipment*	*10*
3.3.4	*Monitoring Methodology*	*11*
3.3.5	*Action and Limit Levels*	*13*
3.4	*CULTURAL HERITAGE*	*13*
3.5	*LANDSCAPE AND VISUAL MITIGATION MEASURES*	*14*
4	*IMPLEMENTATION STATUS OF THE ENVIRONMENTAL PROTECTION REQUIREMENTS*	*15*
5	*MONITORING RESULTS*	*16*
5.1	*REGULAR CONSTRUCTION NOISE MONITORING*	*16*
5.2	*CONTINUOUS NOISE MONITORING*	*16*
5.3	*CONSTRUCTION DUST MONITORING*	*16*
5.4	*CULTURAL HERITAGE*	*17*
5.5	*WASTE MANAGEMENT*	*17*
5.6	*LANDSCAPE AND VISUAL MITIGATION MEASURES*	*18*
6	*ENVIRONMENTAL SITE INSPECTION*	*19*

7	*ENVIRONMENTAL NON-CONFORMANCE*	*20*
7.1	*SUMMARY OF MONITORING EXCEEDANCE*	*20*
7.2	*SUMMARY OF ENVIRONMENTAL NON-COMPLIANCE*	*20*
7.3	*SUMMARY OF ENVIRONMENTAL COMPLAINT*	*20*
7.4	*SUMMARY OF ENVIRONMENTAL SUMMON AND SUCCESSFUL PROSECUTION*	*20*
8	*FUTURE KEY ISSUES*	*21*
8.1	*KEY ISSUES FOR THE COMING MONTH*	*21*
8.2	*MONITORING SCHEDULE FOR THE NEXT MONTH*	*21*
8.3	*CONSTRUCTION PROGRAMME FOR THE NEXT MONTH*	*21*
9	*CONCLUSIONS*	*22*

LIST OF ANNEXES

Annex A	*The Alignment and Works Area for Works Contract*
Annex B	*Construction Programme for the Reporting Month and Coming Month*
Annex C	*Project Organisation Chart and Contact Detail*
Annex D	*Locations of Monitoring Stations for Noise and Dust Monitoring*
Annex E	*Monitoring Schedule of the Reporting Period and the Next Month*
Annex F	*Calibration Reports*
Annex G	*Summary of Event /Action Plans*
Annex H	*Summary of Implementation Status of Environmental Mitigation*
Annex I	*Regular Noise Monitoring Results*
Annex J	*Construction Dust Monitoring Results*
Annex K	*Waste Flow Table*
Annex L	*(Not Used)*
Annex M	*Environmental Complaint, Environmental Summon and Prosecution Log*

EXECUTIVE SUMMARY

The construction works of **MTR Shatin to Central Link Works Contract 1109 – Stations and Tunnels of Kowloon City Section** commenced on 1 September 2012. This is the seventy-first monthly Environmental Monitoring and Audit (EM&A) report presenting the EM&A works carried out during the period from 1 July 2018 to 31 July 2018 in accordance with the EM&A Manual.

Summary of the Construction Works undertaken during the Reporting Month

The major construction works undertaken during the reporting month include:

Construction Activities undertaken
Works in To Kwa Wan (TKW) (formerly named as Ma Tau Wai (MTW))
• Along Ma Tau Wai Road and TKW/MTW Road Garden – Station construction; ABWF works; and Underground utilities reinstatement works.
Works in Sung Wong Toi (SUW) (formerly named as To Kwa Wan (TKW))
• Olympic Garden – Construction of station entrance and ABWF works;
• SUW Station – Construction of SUW station and ABWF works;
• Tam Kung Road – Construction of aboveground structure and ABWF works; and
• Nam Kok Road – Construction of station entrance and ABWF works.

Regular Construction Noise and Construction Dust Monitoring

A summary of the monitoring activities in this reporting period is listed below:

- Regular construction noise monitoring during normal working hours
  - *NMS-CA-6* *5 times*
  - *NMS-CA-7* *5 times*
  - *NMS-CA-8* *5 times*
  - *NMS-CA-9* *5 times*
  - *NMS-CA-10* *5 times*
- Construction dust (24-hour TSP) monitoring
  - *DMS-6* *5 times*
  - *DMS-7* *5 times*
  - *DMS-8* *5 times*
  - *DMS-9* *5 times*
  - *DMS-10* *5 times*

Continuous Noise Monitoring

No continuous noise monitoring was required during this reporting month, according to the schedule presented in the latest approved CNMP.

Cultural Heritage

A License to Excavate and Search for Antiquities under Antiquities and Monuments Ordinance has been obtained from Antiquities and Monuments Office (AMO) on 29 October 2012. The archaeological survey-cum-excavation and additional investigation at the Sacred Hill (North) commenced on 1 November 2012 and was conducted in accordance with the License and

the approved Archaeological Action Plan (AAP). An updated AAP was submitted to AMO for renewal of the 1 year archaeological license. The license was renewed and granted by AMO on 24 October 2013. The updated AAP was submitted to EPD for approval on 11 October 2013 and it was approved on 1 November 2013. The fieldworks of the archaeological survey-cum-excavation and additional investigation were completed on 27 December 2013. The Interim Archaeological Report was provided to AMO in April 2014. The Final Archaeological Report was accepted by AMO in June 2017. Artefacts handover to AMO was completed on 27 April 2018.

No vibration monitoring was conducted during the reporting period as relevant tunnelling work for this Works Contract had been completed in vicinity of the historical structures listed in EM&A Manual.

Waste Management

Wastes generated from this Project include inert construction and demolition (C&D) materials and non-inert C&D materials. 4,751 m^3 of inert C&D material was generated from the Project during the reporting month. 568 kg of plastics was generated and sent to recyclers for recycling during the reporting period. About 490 m^3 of non-recyclable non-inert C&D materials, such as general refuse, were disposed of at NENT Landfill. No metal waste was generated during this reporting month. 131 kg paper/cardboard packaging was generated and sent to recyclers for recycling during the reporting period. No chemical waste was generated during this reporting month.

Landscape and Visual

Bi-weekly inspections of the implementation of landscape and visual mitigation measures were conducted on 3 and 16 July 2018. No audit findings were observed during the reporting month. The implementation status is presented in *Section 5*.

Environmental Site Inspection

Joint weekly site inspections were conducted by representatives of the Contractor, Engineer and Contractor's ET on 3, 9, 16, 23 and 30 July 2018. The representative of the IEC joined the site inspection on 9 July 2018. Details of the audit findings and implementation status are presented in *Section 6*.

Environmental Exceedance/Non-conformance/Compliant/Summons and Prosecution

No exceedance of the Action and Limit Levels of regular construction noise monitoring was recorded during the reporting period.

No exceedance of the Action and Limit Levels of 24-hour TSP monitoring was recorded during the reporting period.

No complaint was received during reporting period.

No summon or prosecution was received in this reporting period.

Future Key Issues

The major construction works to be undertaken in the next reporting month include:

Construction Activities to be undertaken
Work in To Kwa Wan (TKW) (formerly named as Ma Tau Wai (MTW))
● Along Ma Tau Wai Road and TKW/MTW Road Garden – Station construction; ABWF works; and underground utilities reinstatement works.
Work in Sung Wong Toi (SUW) (formerly named as To Kwa Wan (TKW))
● Olympic Garden – Construction of station entrance and ABWF works; ● Tam Kung Road – Construction of aboveground structure and ABWF works; ● SUW Station – Construction of SUW station, and ABWF works; and ● Nam Kok Road – Construction of station entrance and ABWF works.

1 INTRODUCTION

ERM-Hong Kong, Limited (ERM) was appointed by Samsung-Hsin Chong JV (SSHCJV) as the Environmental Team (Contractor's ET) to undertake the Environmental Monitoring and Audit (EM&A) programme during the construction phase of the **MTR Shatin to Central Link (SCL) Works Contract 1109 – Stations and Tunnels of Kowloon City Section** (the Project).

1.1 PURPOSE OF THE REPORT

This is the seventy-first EM&A report which summarises the monitoring results and audit findings during the reporting period from 1 July to 31 July 2018.

1.2 STRUCTURE OF THE REPORT

Section 1 : **Introduction**
It details the purpose and structure of the report.

Section 2 : **Project Information**
It summarises the background and scope of the project, site description, project organisation and contact details, construction programme, construction works undertaken and status of the Environmental Permits/Licenses during the reporting period.

Section 3 : **Environmental Monitoring Requirement**
It summarises the monitoring parameters, programmes, methodologies, frequency, locations, Action and Limit Levels, Event /Action Plans.

Section 4 : **Implementation Status of the Environmental Protection Requirements**
It summarises the implementation of environmental protection measures during the reporting period.

Section 5 : **Monitoring Results**
It summarises the monitoring results obtained in the reporting period.

Section 6 : **Environmental Site Inspection**
It summarises the audit findings of the weekly site inspections undertaken within the reporting period.

Section 7 : **Environmental Non-conformance**
It summarises any monitoring exceedance, environmental complaints and summons within the reporting period.

Section 8 : **Future Key Issues**
It summarises the forecast of environmental impact and monitoring schedule for the next three months.

Section 9 : **Conclusions**

2 PROJECT INFORMATION

2.1 BACKGROUND

The Shatin to Central Link – Tai Wai to Hung Hom Section (hereafter referred to as SCL (TAW-HUH)) is an extension of the Ma On Shan Line and is approximately 11 km long. It links up with the West Rail Line at Hung Hom forming a strategic east-west rail corridor. It is a Designated Project under the *Environmental Impact Assessment Ordinance* (Cap. 499) (EIAO).

The construction of the SCL (TAW-HUH) has been divided into a series of civil construction Works Contracts and this Works Contract 1109 covers the construction of stations in Sung Wong Toi (SUW) (formerly named as To Kwa Wan (TKW)) and To Kwa Wan (TKW) (formerly named as Ma Tau Wai (MTW)), and the tunnels between the SUW station and Ho Man Tin station (HOM).

2.2 GENERAL SITE DESCRIPTION

For the Works Contract 1109, the alignment runs from SUW station below Ma Tau Chung Road/Ma Tau Wai Road towards the west, reaching the TKW station. After leaving TKW station, the alignment passes Ko Shan Road and joins the HOM station at the intersection of Fat Kwong Street and Shun Yung Street. The underground sections of the alignment between SUW and HOM stations will be constructed by bored tunneling. Both the SUW and TKW stations will be constructed by cut-and-cover method.

The alignment and works area for the Works Contract 1109 are shown in ***Annex A***.

2.3 CONSTRUCTION PROGRAMME AND ACTIVITIES

A summary of the major construction activities undertaken in this reporting period is shown in ***Table 2.1***. The construction programme is presented in ***Annex B***.

Table 2.1 Summary of the Construction Activities Undertaken during the Reporting Month

Construction Activities undertaken
Works in To Kwa Wan (TKW) (formerly named as Ma Tau Wai (MTW))
• Along Ma Tau Wai Road and TKW/MTW Road Garden – Station construction; ABWF works; and underground utilities reinstatement works.
Works in Sung Wong Toi (SUW) (formerly named as To Kwa Wan (TKW))
• Olympic Garden – Construction of station entrance and ABWF works; • SUW Station – Construction of SUW station and ABWF works; • Tam Kung Road –Construction of aboveground structure and ABWF works; and • Nam Kok Road – Construction of station entrance and ABWF works.

2.4 PROJECT ORGANISATION

The project organisational chart and contact details are shown in ***Annex C***.

2.5 STATUS OF ENVIRONMENTAL LICENCES, NOTIFICATION AND PERMITS

A summary of the valid permits, licences, and/or notifications on environmental protection for this Project is presented in ***Table 2.2***.

Table 2.2 Summary of the Status of Valid Environmental Licence, Notification, Permit and Documentations

Permit/ Licences/ Notification	Reference	Validity Period	Remarks
Environmental Permit	EP-438/2012/K	Throughout the Contract	Permit granted on 4 October 2016
Notification of Construction Works under the Air Pollution Control (Construction Dust) Regulation (Form NA)	348516	13 August 2012 – 30 April 2017	-
Notification of Construction Works under Air Pollution Control (Construction Dust) Regulation (Form NB)	351125	16 October 2012 – 30 April 2017	-
Wastewater Discharge Licence			
Site at TKW	*WT00019555-2014*	*30-September-2017*	-
Site at MTW	*WT00019556-2014*	*30-September-2017*	-
Chemical Waste Producer Registration			
Site at TKW	*5213-286-S3682-01*	*Throughout the Contract*	-
Site at MTW	*5213-242-S3682-02*	*Throughout the Contract*	-
Construction Noise Permit			
- *PME at SUW works Area (TBM)*	*GW-RE0256-18*	*22 April 2018 – 21 October 2018*	-
- *PME at SUW works Area*	*GW-RE0199-18*	*4 April 2018 – 3 October 2018*	-
- *PME at Olympic Garden*	*GW-RE0346-18*	*21 May 2018 – 20 November 2018*	-
- *PME at TKW works area*	*GW-RE0148-18*	*9 March 2018 – 8 September 2018*	-
- *PME at Lok Shan Road and Kiang Su Street*	*GW-RE0295-18*	*6 May 2018 – 5 November 2018*	-
SP-Licence for TBM operation	L-3-249(1)	19 May 2015 – 18 May 2018	Notification for the cancellation of the Specified Process Licence has been given to EPD in Nov 2016
Billing Account for Disposal of Construction Waste	7015758	Throughout the Contract	-

3 ENVIRONMENTAL MONITORING REQUIREMENT

3.1 REGULAR CONSTRUCTION NOISE MONITORING

3.1.1 Monitoring Location

In accordance with the EM&A Manual, monitoring of construction noise impact should be conducted at designated monitoring stations. Since access to some of the proposed monitoring locations stated in the EM&A Manual was either rejected or unavailable; alternative locations were proposed and agreed by the ER (Engineer's Representative), IEC (Independent Environmental Checker) and EPD (Environmental Protection Department). The construction noise monitoring locations are listed in ***Table 3.1*** and shown in ***Annex D***. The noise sensitive receivers (NSRs) related to this Works Contract are also shown in ***Annex D***.

Table 3.1 Regular Construction Noise Monitoring Location

Proposed Regular Construction Noise Monitoring Location	Description	Type of Measurement
NMS–CA-6 [(a)]	No.16-23 Nam Kok Road	Façade
NMS–CA-7	Skytower Tower 2	Façade
NMS–CA-8	SKH Good Shepherd Primary School	Façade
NMS–CA-9 [(b)]	Kong Yiu Mansion	Façade
NMS–CA-10	Chat Ma Mansion	Façade

Notes:

(a) Access to the monitoring location at Prosperity House (originally proposed in the approved EM&A Manual) was denied during the baseline monitoring. Furthermore, the alternative location, No. 420 Prince Edward Road West, used in the baseline monitoring was also not available as access permission was rejected by the owner of the building. An alternative location (No.16-23 Nam Kok Road) was proposed and approved by the ER and agreed by the IEC and EPD.

(b) As the Incorporated Owners Association of the monitoring location at Lucky Building (originally proposed in the approved EM&A Manual) did not reply to our request for access to their premise, an alternative location, Kong Yiu Mansion, was proposed and approved by the ER and agreed by the IEC and EPD.

3.1.2 Monitoring Parameter and Frequency

Weekly construction noise monitoring was conducted in accordance with the requirements stipulated in the EM&A Manual. If works are to be carried out during restricted hours, the conditions stipulated in the construction noise permit issued by the Noise Control Authority have to be followed. The monitoring schedule for this reporting period is shown in ***Annex E***.

The construction noise levels were measured in terms of the A-weighted equivalent continuous sound pressure level (L_{Aeq}) in decibels dB(A). $L_{Aeq\ (30min)}$ was used as the monitoring metric for the time period between 0700 – 1900 hours on normal weekdays. The measured noise levels were logged every 5 minutes throughout the monitoring period.

3.1.3 *Monitoring Equipment and Methodology*

Construction noise measurements were conducted in accordance with the calibration and measurement procedures as stated in *Annex – General Calibration and Measurement Procedures* of *Technical Memorandum on Noise from Construction Work other than Percussive Piling* (*GW-TM*) issued under the *Noise Control Ordinance* (*NCO*) (Cap 400).

The sound level meters and calibrator used for the noise measurement, as listed in ***Table 3.2***, compile with the IEC 651: 1979 and 804:1985 (Type 1) specification. The calibration certificates of the sound level meters are included in ***Annex F***.

Table 3.2 Noise Monitoring Equipment

Monitoring Stations	Monitoring Equipment (Sound Level Meter and Calibrator)
NMS-CA-6, NMS–CA-7, NMS–CA-8, NMS–CA-9 and NMS–CA-10	Calibrator: NC 73 (Serial No. 10486660) Sound Level Meter: NL 52 (Serial No. 00331805)

Immediately prior to and following the noise measurements, the accuracy of the measurement equipment was checked using an acoustic calibrator generating a known sound pressure level at a known frequency.

Measurements were accepted when the calibration level from before and after the noise measurement agreed to be within 1.0 dB(A).

3.1.4 *Action and Limit Levels*

The Action and Limit Levels are presented in ***Table 3.3*** and the Event / Action Plan (EAP) for noise monitoring is presented in ***Annex G.***

Table 3.3 Action and Limit Levels for Noise Monitoring

Time Period	Regular Noise Monitoring Location	Action Level	Limit Level
0700 - 1900 hours on normal weekdays	NMS– CA-6	When one documented valid complaint is received	75 dB(A)
	NMS– CA-7	When one documented valid complaint is received	75 dB(A)
	NMS– CA-8	When one documented valid complaint is received	70 dB(A) 65 dB(A) during examination periods 79 dB(A) [(b)] during the period of conducting the continuous noise monitoring
	NMS– CA-9	When one documented valid complaint is received	75 dB(A)
	NMS– CA-10	When one documented valid complaint is received	75 dB(A)

Notes:

(a) If works are to be carried out during restricted hours (ie, outside 0700 – 1900 from Monday to Saturday), the conditions stipulated in the construction noise permit issued by the Noise Control Authority have to be followed.

(b) The Limit Level of 79 dB(A) was updated on 22 August 2013 as per the latest Construction Noise Mitigation Measures Plan (CNMMP) and Continuous Noise Monitoring Plan (CNMP), which were approved by EPD.

3.2 CONTINUOUS NOISE MONITORING

3.2.1 *Monitoring Locations*

With reference to the Continuous Noise Monitoring Plan (CNMP) and EP Condition 2.10, continuous noise monitoring should be conducted during the construction of the SCL (TAW-HUH) under Works Contract 1109 at eight noise sensitive receivers (NSRs), where the predicted residual air-borne construction noise impacts exceed the relevant noise criteria. The proposed continuous noise monitoring locations are presented in ***Table 3.4*** and shown in ***Annex D***.

Table 3.4 Proposed Continuous Noise Monitoring Locations

Continuous Noise Monitoring Location[(a)]	Description
TKW-3-2(B)	Hing Fu Building
MTW-12-3(A)	SKH Good Shepherd Primary School
MTW-12-4(A)	Kong Yiu Mansion
MTW-12-4-1(A)	59 Maidstone Road
MTW-12-10	Lucky Building (South Façade)
MTW-12-10-1	Lucky Building (East Façade)
MTW-12-11(A)	SKH Good Shepherd Primary School
MTW-16-1	SKH Good Shepherd Primary School

Note:

(a) Subject to the latest Continuous Noise Monitoring Plan approved in October 2014 and

Continuous Noise Monitoring Location[a]	Description
review in March 2015.	

3.2.2 *Monitoring Parameter and Frequency*

Continuous monitoring of $L_{Aeq(30min)}$ noise levels are required to be carried out at the eight proposed continuous noise monitoring locations identified in ***Table 3.4*** during the normal construction working hours (0700 – 1900 Monday to Saturday) in the period that presented in the CNMP. The recommended measurement period for the continuous noise monitoring programme in the CNMP are presented in ***Table 3.6***. If works are to be carried out during restricted hours (ie, outside 0700 – 1900 from Monday to Saturday), the conditions stipulated in the construction noise permit issued by the Noise Control Authority have to be followed.

3.2.3 *Monitoring Equipment and Methodology*

In accordance to the Technical Memorandum (TM) issued under the *Noise Control Ordinance* (NCO), sound level meters in compliance with the *International Electrotechnical Commission Publications 651:1979 (Type 1) and 804:1985 (Type 1)* specifications will be used for carrying out the noise monitoring. Immediately prior to the noise measurement, the accuracy of the sound level meter will be checked using an acoustic calibrator, which generated a known sound pressure level at a known frequency. The accuracy of the sound level meter will also be checked on an annual-basis. Measurements will be accepted as valid only if the calibration level before and after the noise measurement agrees to be within 1.0 dB(A). Noise measurements will be made in accordance with standard acoustical principles and practices in relation to weather conditions.

3.2.4 *Action and Limit Levels*

The Action/Limit Levels for the continuous noise monitoring programme recommended in the latest CNMP are presented in ***Table 3.6.***

Table 3.6 Action/Limit Levels for Continuous Noise Monitoring [(a)]

Proposed Continuous Noise Monitoring Stations	Description	Action/ Limit Level [(a)]	Measurement Period [(a)]
TKW-3-2(B)	Hing Fu Building	80	September 2014 – December 2014[(b)]
MTW-12-3(A)	SKH Good Shepherd Primary School	80	August 2014 – January 2015[(b)], March 2015 – June 2015
MTW-12-4(A)	Kong Yiu Mansion	80	August 2014 – June 2015[(b)]
MTW-12-4-1(A)	59 Maidstone Road	82	October 2014, December 2014 – June 2015
MTW-12-10	Lucky Building (South Façade)	84	March 2015 – April 2015, September 2015 – January 2016
MTW-12-10-1	Lucky Building (East Façade)	80	December 2014 – May 2015, September 2015 – January 2016
MTW-12-11(A)	SKH Good Shepherd Primary School	81	September 2014 – June 2015 [(b)]
MTW-16-1	SKH Good Shepherd Primary School	78	December 2012 – January 2013; April 2013 – 21 August 2013,
		79 [(c)]	22 August 2013 – December 2013, August 2014 – March 2016

Notes:

(a) The A/L Levels and Measurement Periods will be subject to the latest Construction Noise Mitigation Measures Plan (CNMMP) and Continuous Noise Monitoring Plan (CNMP).

(b) The latest CNMP was approved by EPD in October 2014. Continuous noise monitoring at TKW-3-2 (B), MTW-12-3(A), MTW-12-4(A) and MTW-12-11(A) commenced in October 2014.

(c) The A/L Level of 79 dB(A) was updated on 22 August 2013 as per the latest Construction Noise Mitigation Measures Plan (CNMMP) and Continuous Noise Monitoring Plan (CNMP) which were approved by EPD.

The Event/Action Plan (EAP) of the latest CNMP for continuous noise monitoring is presented in ***Annex G***.

3.3 CONSTRUCTION DUST MONITORING

3.3.1 Monitoring Location

The proposed dust monitoring stations for the construction phase of the Project, as recommended in the approved EM&A Manual, are listed in ***Table 3.7*** and shown in ***Annex D***. The proposed locations have been agreed with the ER, EPD and IEC.

Table 3.7 Construction Dust Monitoring Location

Proposed Construction Dust Monitoring Location	Description
DMS-6 [(a)]	Katherine Building
DMS-7	Parc 22
DMS-8	SKH Good Shepherd Primary School
DMS-9 [(b)]	No. 12 Pau Chung Street
DMS-10	Chat Ma Mansion

Notes:

(a) Access to the monitoring location at Prosperity House (originally proposed in the approved EM&A Manual) was denied during the baseline monitoring. Furthermore, the alternative location at No. 420 Prince Edward Road West, which was used in the baseline monitoring, was also not available as access permission was not granted by the owner of the building. An alternative location, Katherine Building, was proposed and had been approved by the ER and agreed by the IEC and EPD.

(b) As the Incorporated Owners Association of the originally proposed monitoring location at Lucky Building did not reply to our request for access to their premise, an alternative location, No. 26 Kowloon City Road, was proposed and had been approved by the ER and agreed by the IEC and EPD. However, 24-hour averaged dust monitoring had been suspended at DMS-9 No. 26 Kowloon City Road since March 2014 due to denied access by the occupant of the premise. No. 12 Pau Chung Street, as an alternative monitoring location, was formally approved by EPD on 19 May 2014. Impact dust monitoring at No. 12 Pau Chung Street commenced on 12 June 2014.

3.3.2 *Monitoring Parameter and Frequency*

The construction dust monitoring (in terms of Total Suspended Particulates (TSP)) was conducted at the designated monitoring stations in accordance with the requirements stipulated in the EM&A Manual. The 24-hour TSP levels were monitored at the frequency and duration stated in ***Table 3.8***. The TSP monitoring was conducted as per the schedule presented in ***Annex E***.

Table 3.8 Construction Dust Monitoring Parameters and Frequency

Monitoring Period	Duration	Parameter	Frequency
Dust Monitoring	Throughout the construction period of the Project	24-hour TSP	Once per 6 days

3.3.3 *Monitoring Equipment*

24-hour averaged TSP monitoring was performed at designated monitoring stations using High Volume Samplers (HVS) with the appropriate sampling inlets installed. The performance specification of HVS complied with the standard method "*Determination of Suspended Particulate Matter in the Atmosphere (High Volume Method)*" as stipulated in *US EPA Standard Title 40, Code of Federation Regulations Chapter 1 (Part 50 Appendix B)*. ***Table 3.9*** summarises the equipment that was deployed for the 24-hour averaged monitoring.

Table 3.9 Construction Dust Monitoring Equipment

Monitoring Location	Monitoring Equipment (HVS and Calibrator)
DMS-6	TE-5170 (Serial No. 0107), CM-AIR-43 (Orifice ID 2454)
DMS-7	TE-5170 (Serial No. 3574), CM-AIR-43 (Orifice ID 2454)
DMS-8	TE-5170 (Serial No. 3572), CM-AIR-43 (Orifice ID 2454)
DMS-9 [(a)]	TE-5170 (Serial No. 0814), CM-AIR-43 (Orifice ID 2454)
DMS-10	TE-5170 (Serial No. 3573), CM-AIR-43 (Orifice ID 2454)

Note:

(a) 24-hour averaged dust monitoring at DMS-9 No. 26 Kowloon City Road had been suspended since March 2014 due to denied access by the occupant of the premise. However, No. 12 Pau Chung Street, as an alternative monitoring location, was formally approved by EPD on 19 May 2014. Impact dust monitoring at No. 12 Pau Chung Street commenced on 12 June 2014.

3.3.4 *Monitoring Methodology*

All HVSs were free-standing with no obstruction.

The following criteria were considered in the installation of the HVSs:

- appropriate support to secure the samplers against gusty wind needed to be provided at the monitoring stations;
- a minimum of 2m separation from walls, parapets and penthouses was required for rooftop samplers;
- no furnace or incinerator flues was nearby;
- airflow around the sampler was unrestricted; and
- permission could be obtained to set up the samplers and gain access to the monitoring stations.

Preparation of Filter Papers

- glass fibre filters were labelled and sufficient filters that were clean and without pinholes were selected;
- all filters were equilibrated in the conditioning environment for 24 hours before weighing. The conditioning environment temperature was around 25°C and not varied by more than ± 3°C; the relative humidity (RH) was 40%; and
- SGS Hong Kong Ltd, a HOKLAS accredited laboratory, implemented comprehensive quality assurance and quality control programmes on the filters.

Field Monitoring

- the power supply was checked to ensure that the HVSs were working properly;

- the filter holder and area surrounding the filter were cleaned;
- the filter holder was removed by loosening the foul bolts and a new filter, with stamped number upward, on a supporting screen was aligned carefully;
- the filter was properly aligned on the screen so that the gasket formed an airtight seal on the outer edges of the filter;
- the swing bolts were fastened to hold the filter holder down to the frame. The pressure applied should be sufficient to avoid air leakage at the edges;
- the shelter lid was closed and secured with an aluminium strip;
- the HVS was warmed-up for about 5 minutes to establish run-temperature conditions;
- a new flow rate record sheet was inserted into the flow recorder;
- the flow rates of the HVSs were checked and adjusted to between 1.22 - 1.37 m^3min^{-1} , which was within the range specified in the EM&A Manual (i.e. 0.6 – 1.7 m^3min^{-1});
- the programmable timer was set for a sampling period of 24 hours ± 1 hour, and the starting time, weather condition and filter number were recorded;
- the initial elapsed time was recorded;
- at the end of sampling, the sampled filter was removed carefully and folded in half so that only surfaces with collected particulate matter were in contact;
- the filter paper was placed in a clean plastic envelope and sealed;
- all monitoring information was recorded on a standard data sheet; and
- the filters were sent to SGS Hong Kong Ltd for analysis.

Maintenance and Calibration

- the HVSs and their accessories were maintained in a good working condition. For example, motor brushes were replaced routinely and electrical wiring was checked to ensure a continuous power supply; and
- the flow rate of each HVS with mass flow controller was calibrated using an orifice calibrator. Initial calibrations of the dust monitoring equipment were conducted upon installation and prior to commissioning. Five-point calibration was carried out for HVSs using CM-AIR-43 Calibration Kit. HVSs are calibrated every six-month. The calibration records for the HVSs are given in ***Annex F***.

Wind Data Monitoring

- Average wind data (wind speed and direction) at the Kai Tak meteorological station during the monitoring period were obtained from the Hong Kong Observatory (HKO) and presented in ***Annex J***.

3.3.5 *Action and Limit Levels*

The Action and Limit levels have been established and are presented in ***Table 3.10***.

Table 3.10 Action and Limit Levels for Dust Monitoring

Parameters	Dust Monitoring Station	Action Level (μg m^{-3}) [a]	Limit Level (μg m^{-3}) [a]
24-hour TSP	DMS-6	156.8	260
	DMS-7	166.7	260
	DMS-8	152.2	260
	DMS-9 [c]	160.9	260
	DMS-10	170.4	260
1-hour TSP [b]	DMS-6	288.8	500
	DMS-7	289.7	500
	DMS-8	300.0	500
	DMS-9 [c]	303.0	500
	DMS-10	294.7	500

Notes:
(a) Reference to the Baseline Monitoring Report submitted in July 2012.
(b) Action and Limit Levels for 1-hour TSP will only be used when 1-hour TSP is required to be monitored when a valid complaint is received.
(c) 24-hour averaged dust monitoring at DMS-9 No. 26 Kowloon City Road had been suspended since March 2014 due to denied access by the occupant of the premise. However, No. 12 Pau Chung Street, as an alternative monitoring location, was formally approved by EPD on 19 May 2014. Impact dust monitoring at No. 12 Pau Chung Street commenced on 12 June 2014.

The Event/Action Plan (EAP) for dust monitoring is presented in ***Annex G***.

3.4 *CULTURAL HERITAGE*

A License to Excavate and Search for Antiquities under Antiquities and Monuments Ordinance was obtained from the Antiquities and Monuments Office (AMO) on 29 October 2012. The archaeological survey-cum-excavation and additional investigation at the Sacred Hill (North) commenced on 1 November 2012 and was conducted in accordance with the Licence and the approved Archaeological Action Plan (AAP). An updated AAP was submitted to AMO for renewal of the 1 year archaeological license. The license was renewed and granted by AMO on 24 October 2013. The updated AAP was submitted to EPD for approval on 11 October 2013 and it was approved on 1 November 2013. The fieldworks of the archaeological survey-cum-excavation and additional investigation were completed on 27 December 2013. The Interim Archaeological Report was provided to AMO in April

2014. The Final Archaeological Report was accepted by AMO in June 2017. Artefacts handover to AMO was completed on 27 April 2018.

In accordance with the EM&A Manual, appropriate vibration monitoring on the identified built heritage will be agreed with the Building Department (BD)/Geotechnical Engineering Office (GEO) under the requirement of Buildings Ordinance and/or Blasting Permit as appropriate. Vibration levels will be controlled to appropriate levels. Vibration monitoring will be carried out by the Contractor. The structures requiring vibration monitoring during the relevant tunneling work for this Works Contract include S.K.H. Holy Trinity Church and Old Fast East Flying Training School.

3.5 LANDSCAPE AND VISUAL MITIGATION MEASURES

In accordance with the EM&A Manual, the landscape and visual mitigation measures shall be implemented and a site inspection shall be conducted once every two weeks throughout the construction period. The implementation status is given in ***Annex H***.

4 IMPLEMENTATION STATUS OF THE ENVIRONMENTAL PROTECTION REQUIREMENTS

The Contractor has implemented all the environmental mitigation measures and requirements as stated in the EIA Report, Environmental Permit and EM&A Manual. The implementation status of the environmental mitigation measures for this Works Contract during the reporting period is summarised in ***Annex H***. The status of the required submissions under the EP for this Works Contract during this reporting month is presented in ***Table 4.1***.

Table 4.1 Status of Required Submission under Works Contract 1109

EP Condition	Submission	Submission Date
Condition 3.4	Seventieth Monthly EM&A Report	13 July 2018

5 MONITORING RESULTS

5.1 REGULAR CONSTRUCTION NOISE MONITORING

A total of 25 sets of 30-minute construction noise measurements were carried out at the monitoring stations during normal weekdays of the reporting period. The noise level recorded at all five monitoring locations during the whole reporting period are below baseline level or below limit level after baseline-level correction.

The monitoring results together with their graphical presentations are presented in ***Annex I-1.***

No exceedance of the Action and Limit Levels of construction noise was recorded during the reporting period.

5.2 CONTINUOUS NOISE MONITORING

No continuous noise monitoring was required during the reporting period in accordance with the schedule presented in the latest approved CNMP.

5.3 CONSTRUCTION DUST MONITORING

A total of 25 sets of 24-hr TSP monitoring were carried out at the designated monitoring stations during normal weekdays of the reporting period. The monitoring results together with their graphical presentations are presented in ***Annex J*** and a summary of the dust monitoring results in this reporting month is given in ***Table 5.1***.

Table 5.1 Summary of the Dust Monitoring Results in this Reporting Month

Monitoring Station	24-hour TSP Monitoring Results measured, μgm^{-3} [(a)]		Action Level, μgm^{-3}	Limit Level, μgm^{-3}
	Average	Range		
DMS-6	36	31 – 41	156.8	260
DMS-7	41	38 – 44	166.7	260
DMS-8	44	40 – 47	152.2	260
DMS-9 [(a)]	45	40 – 49	160.9	260
DMS-10	44	39 – 49	170.4	260

Note:

(a) 24-hour averaged dust monitoring at DMS-9 No. 26 Kowloon City Road has been suspended since March 2014 due to denied access by the occupant of the premise. However, No. 12 Pau Chung Street, as an alternative monitoring location, was approved by EPD. 24-hour averged dust monitoring commenced on 12 June 2014.

No exceedance of the Action and Limit Levels of the 24-hr TSP was recorded during the reporting period.

5.4 CULTURAL HERITAGE

A License to Excavate and Search for Antiquities under Antiquities and Monuments Ordinance was obtained from Antiquities and Monuments Office (AMO) on 29 October 2012. The archaeological survey-cum-excavation and additional investigation at the Sacred Hill (North) commenced on 1 November 2012 and was conducted in accordance with the License and the approved Archaeological Action Plan (AAP). An updated AAP was submitted to AMO for renewal of the 1 year archaeological license. The license was renewed and granted by AMO on 24 October 2013. The updated AAP was submitted to EPD for approval on 11 October 2013 and it was approved on 1 November 2013. The fieldworks of the archaeological survey-cum-excavation and additional investigation were completed on 27 December 2013. The Interim Archaeological Report was provided to AMO in April 2014. The Final Archaeological Report was accepted by AMO in June 2017. Artefacts handover to AMO was completed on 27 April 2018.

No vibration monitoring was conducted during the reporting period as relevant tunnelling work for this Works Contract had been completed in vicinity of the historical structures listed in EM&A Manual.

5.5 WASTE MANAGEMENT

The waste generated from this Project includes inert construction and demolition (C&D) materials, and non-inert C&D materials. Non-inert C&D materials are made up of general refuse, vegetative wastes and recyclable wastes such as plastics and paper/cardboard packaging waste. Steel materials generated from the project are also grouped into non-inert C&D materials as the materials were not disposed of with other inert C&D materials. With reference to relevant handling records and trip tickets of this Project, the quantities of different types of waste generated in the reporting month are summarised in ***Table 5.2***. Details of waste management data are presented in ***Annex K.***

Table 5.2 Quantities of Waste Generated from the Project

Reporting Month	Quantity					
	Inert C&D Materials (a) (b)	Chemical Waste (c)	Non-inert C&D Materials			
			General Refuse/Vegetative Waste	Recycled materials		
				Paper/card board	Plastics	Metals
July 2018	4,751 m^3	0 kg	490 m^3	131 kg	568 kg	0 kg

Notes:

(a) Inert C&D materials include bricks, concrete, building debris, rubble and excavated spoil.

(b) 4,751 m^3 of inert C&D materials was generated from the Project during the reporting month.

(c) Chemical waste includes waste oil. It is assumed density of waste oil to be 0.8 kg/L.

5.6 *LANDSCAPE AND VISUAL MITIGATION MEASURES*

Bi-weekly inspections of the implementation of landscape and visual mitigation measures were conducted on 3 and 16 July 2018. Most of the mitigation measures given in ***Annex H*** have been implemented. Required Actions that were found are listed below:

3 July 2018

- No observation was reported during the site inspection.

16 July 2018

- No observation was reported during the site inspection.

6 ENVIRONMENTAL SITE INSPECTION

Joint weekly site inspections were conducted by representatives of the Contractor, Engineer and Contractor's ET on 3, 9, 16, 23 and 30 July 2018. The representative of the IEC joined the site inspection on 9 July 2018. No non-compliance was recorded during the site inspections.

Findings and recommendations for the site inspection in this reporting month are summarised as follows:

3 July 2018

- There was no major observation during site inspection.

9 July 2018

- There was no major observation during site inspection.

16 July 2018

- There was no major observation during site inspection.

23 July 2018

- There was no major observation during site inspection.

30 July 2018

- There was no major observation during site inspection.

All follow-up actions requested by Contractor's ET and IEC during the site inspections were undertaken as reported by the Contractor.

7 ENVIRONMENTAL NON-CONFORMANCE

7.1 SUMMARY OF MONITORING EXCEEDANCE

No exceedance of the Action and Limit Levels of the regular construction noise was recorded during the reporting period.

No exceedance of the Action and Limit Levels of 24-hour TSP monitoring was recorded during the reporting month.

7.2 SUMMARY OF ENVIRONMENTAL NON-COMPLIANCE

No non-compliance event was recorded during the reporting month.

7.3 SUMMARY OF ENVIRONMENTAL COMPLAINT

No complaint was received during reporting period. The cumulative environmental complaint log is shown in ***Annex M***.

7.4 SUMMARY OF ENVIRONMENTAL SUMMON AND SUCCESSFUL PROSECUTION

No summon was received during the reporting month. The cumulative summon/prosecution log is shown in ***Annex M.***

8 FUTURE KEY ISSUES

8.1 KEY ISSUES FOR THE COMING MONTH

Works to be undertaken in the next reporting month are summarised in ***Table 8.1***.

Table 8.1 Construction Works to be undertaken in the Next Reporting Month

Construction Activities to be undertaken
Work in To Kwa Wan (TKW) (formerly named as Ma Tau Wai (MTW))
● Along Ma Tau Wai Road and TKW/MTW Road Garden – Station construction; ABWF works; and underground utilities reinstatement works.
Work in Sung Wong Toi (SUW) (formerly named as To Kwa Wan (TKW))
● Olympic Garden – Construction of station entrance and ABWF works; ● Tam Kung Road – Construction of aboveground structure and ABWF works; ● SUW Station – Construction of SUW station, and ABWF works; and ● Nam Kok Road – Construction of station entrance and ABWF works.

Potential environmental impacts arising from the above construction activities are mainly associated with dust, construction noise and waste management.

8.2 MONITORING SCHEDULE FOR THE NEXT MONTH

The tentative schedule of regular construction noise monitoring and 24-hour TSP monitoring in the next reporting period is presented in ***Annex E***. The regular construction noise monitoring and 24-hour TSP monitoring will be conducted at the same monitoring locations in the next reporting period.

8.3 CONSTRUCTION PROGRAMME FOR THE NEXT MONTH

The construction programme for the Project for the next reporting month is presented in ***Annex B.***

9 CONCLUSIONS

This 71st monthly Environmental Monitoring and Audit (EM&A) Report presents the EM&A works undertaken during the period from 1 July 2018 to 31 July 2018 in accordance with the EM&A Manual and the requirement under EP-438/2012/K.

No exceedance of the Action and Limit Levels of the regular construction noise was recorded during the reporting period.

No exceedance of the Action and Limit Levels of 24-hour TSP monitoring was recorded at the designated monitoring stations during the reporting period.

No complaint was received during reporting period.

No summon or prosecution was received during the reporting period.

The Contractor has implemented possible and feasible mitigation measures to mitigate the potential environmental impacts during construction. The Contractor's ET will continue to keep track of the EM&A programme to ensure compliance of environmental requirements and the effectiveness and efficiency of the mitigation measures implemented. If necessary, the Contractor will provide more mitigation measures to further alleviate the impacts.

Annex A

The Alignment and Works Area for Works Contract

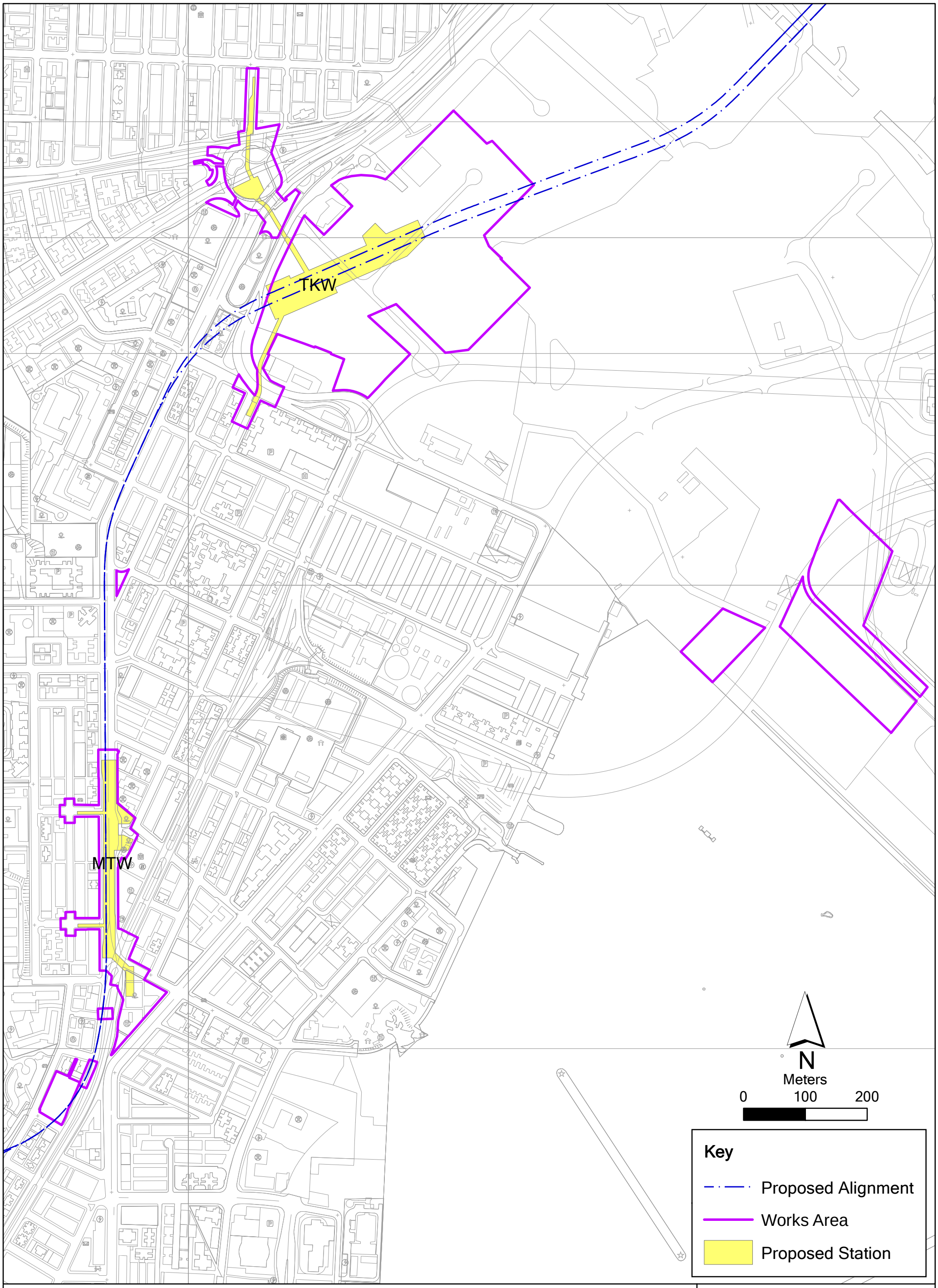

Annex A

Alignment, Stations and Works Area of SCL Works Contract 1109

Name: 0171181_Works_Area_Annex.mxd
Date: 12/08/2014

Environmental Resources Management

ERM

Annex B

Construction Programme for the Reporting Month and the Coming Month (1)

(1) Sung Wong Toi and To Kwa Wan Stations in the programme mean To Kwa Wan and Ma Tau Wai Stations in the Monthly EM&A Report respectively.

Data Date: 25-Jul-18

SAMSUNG - HSIN CHONG JOINT VENTURE

THREE MONTH ROLLING PROGRAMME - July 2018

Activity ID	Activity Name	Remaining Duration	Physical % Complete	Start	Finish
1109 - SUW & TKW Stations and Tunnels Jun 2018 (MPR2)					
CC-B - SUW STATION, ENTRANCES AND ADITS					
SUW Station Construction Works					
Station - ABWF Works - Degree 2					
GL 1 - 5 - Works to Degree 2, Platform Level					
01109.PDB17020	Deg 2 - Install metal staircases, cat-ladders and catwalks (BoH)	10	50%	10-Sep-17 A	06-Aug-18
01109.PDB17080	Deg 2 - Install framework for wall panels and cladding (FoH)	40	50%	10-Sep-17 A	11-Sep-18
01109.PDB17060	Deg 2 - Complete all wall and ceiling finishes (BoH)	50	5%	24-Nov-17 A	22-Sep-18
GL 5 - 23 - Works to Degree 2, Platform Level					
01109.PDB17980	Deg 2 - Install metal staircases, cat-ladders and catwalks (BoH)	10	50%	10-Sep-17 A	06-Aug-18
01109.PDB18020	Deg 2 - Complete all wall and ceiling finishes (BoH)	50	5%	24-Nov-17 A	22-Sep-18
01109.PDB18040	Deg 2 - Install framework for wall panels and cladding (FoH)	89	50%	26-Jun-17 A	09-Nov-18
GL 1 - 5 - Works to Degree 2, Concourse Level					
01109.PDB18300	Deg 2 - Install metal staircases, cat-ladders and catwalks (BoH)	10	5%	13-Nov-17 A	06-Aug-18
01109.PDB18340	Deg 2 - Complete all wall and ceiling finishes (BoH)	50	5%	13-Nov-17 A	22-Sep-18
01109.PDB18320	Deg 2 - Install louvres and grills (FoH)	55	5%	24-Nov-17 A	28-Sep-18
GL 5 - 23 - Works to Degree 2, Concourse Level					
01109.PDB18620	Deg 2 - Install metal staircases, cat-ladders and catwalks (BoH)	10	5%	24-Nov-17 A	06-Aug-18
01109.PDB18660	Deg 2 - Complete all wall and ceiling finishes (BoH)	50	60%	18-Dec-17 A	22-Sep-18
01109.PDB18640	Deg 2 - Install louvres and grills (FoH)	79	10%	10-Sep-17 A	29-Oct-18
Degree 2 Activities, General Works for Achievement of Degree Completion					
01109.PDB10060	For 4D Deg 2 handover, prepare SUW Platform GL1-5 All areas excluding Ref 4E (DRM: 13 Aug 17, 32/17)	25	5%	24-Nov-17 A	19-Aug-18
01109.PDB10050	For 4G Deg 2 handover, prepare SUW Concourse GL5-23 All remaining areas (26 Nov 17)	50	5%	24-Nov-17 A	22-Sep-18
01109.PDB10020	For 4A Deg 2 handover, prepare SUW Platform GL5-23 BOH areas -CTR,CTER,SER,PSD & TECS rooms, CLP HV cable risers & route	60	5%	24-Nov-17 A	05-Oct-18
01109.PDB10070	For 4H Deg 2 handover, prepare SUW Concourse GL1-5 All areas excl Ref 4I (DRM: 8 Oct 17, 40/17)	93	5%	24-Nov-17 A	26-Oct-18
01109.PDB10040	For 4F Deg 2 handover, prepare SUW Concourse GL5-23 SCR, SCpR,TER, & TECS Rooms (8 Oct 17)	80	5%	24-Nov-17 A	30-Oct-18
SUW ABWF Concourse					
01109.3MS10310	SUW Concourse - Ceiling Panel Installation including Sub- Frame at GL D/8-12	18	90%	25-Jan-18 A	15-Aug-18
01109.3MS10320	SUW Concourse - Ceiling Panel Installation at GL A-C	18	90%	12-Mar-18 A	15-Aug-18
01109.3MS10330	SUW Concourse - Floor Stone Installation at GL GL D/8-12 (1st Phase)	18	90%	16-Mar-18 A	15-Aug-18
SUW ABWF Platform					

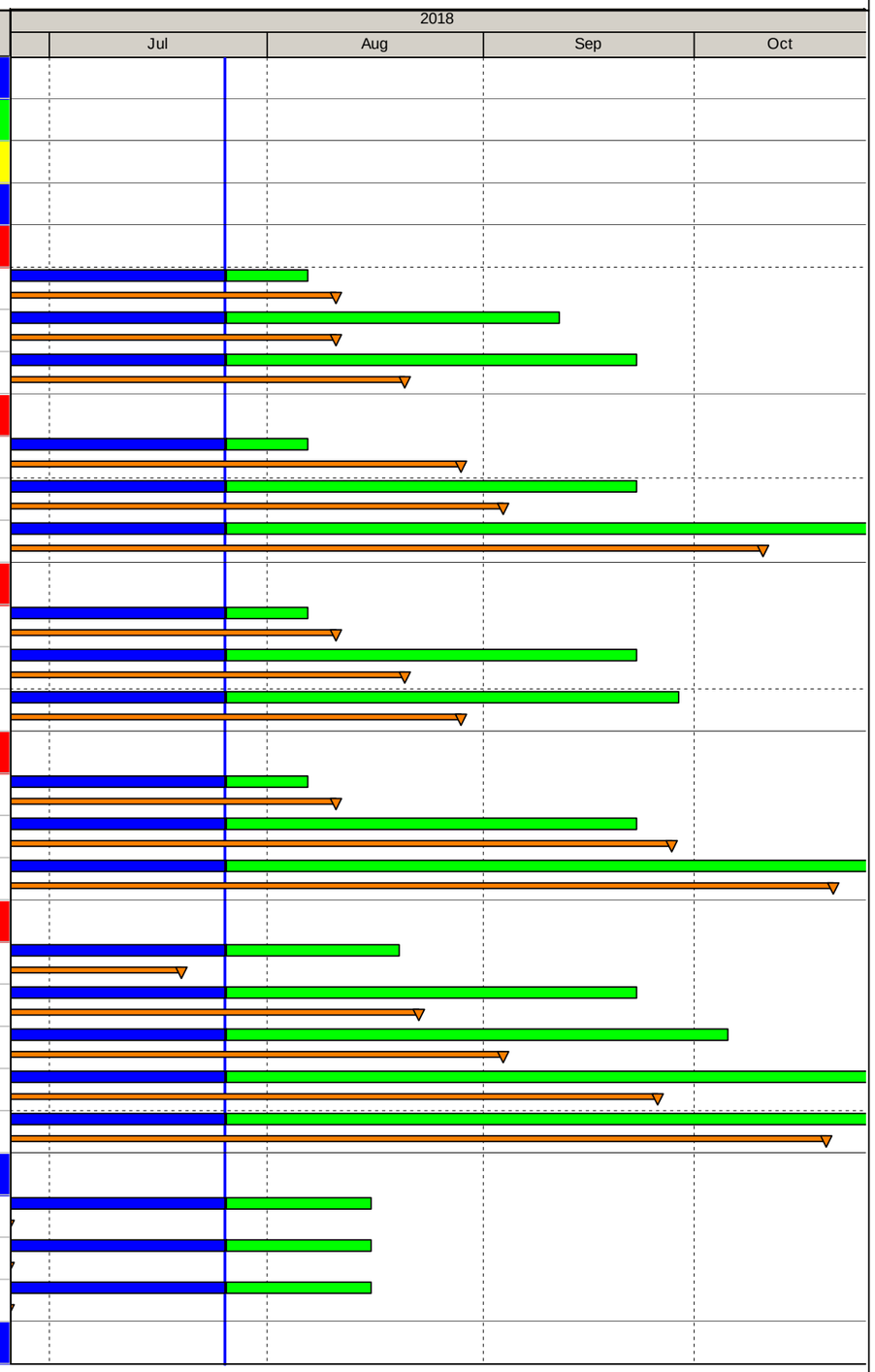

SAMSUNG-HSIN CHONG JOINT VENTURE

MTR Corporation Limited

Shatin to Central Link Contract 1109

3MRP - July 2018 TASK filters: 3MRP Dates, >1days, MTRC 1109 - 3MRP.

Printed:09-Aug-18

Actual Work
Remaining Work
Master Programme Rev.2
Last Month Update
Milestone
MP Rev.2 Milestone
Last Month Milestone

Activity ID	Activity Name	Remaining Duration	Physical % Complete	Start	Finish
01109.3MS10410	SUW Platform - Horizontal Ceiling Member Installation	18	90%	09-Oct-17 A	15-Aug-18
01109.3MS10420	SUW Platform - Flat Ceiling Panel Instalaltion	18	0%	27-Mar-18 A	15-Aug-18
01109.3MS10430	SUW Platform - Floor tile Installation	18	90%	31-Jan-18 A	15-Aug-18
01109.3MS10440	SUW Platform - Glass Mosaic Tile Installation at Walls	18	90%	14-Mar-18 A	15-Aug-18
01109.3MS10460	SUW Platform - Fire Rated Ceiling Installation	18	90%	19-Mar-18 A	15-Aug-18
Entrance A					
01109.3MS10220	SUW Entrance A External Stone Cladding Installation	6	90%	19-Mar-18 A	01-Aug-18
01109.3MS10230	Seam roof enclosure	18	90%	19-Mar-18 A	12-Aug-18
01109.3MS10130	SUW Entrance A Roofing Decking Installation	18	90%	02-Jan-18 A	15-Aug-18
Entrance A -External Works					
01109.PDB13790	External Pavement & Landscaping Works for Entrance A areas (Part 1 of 5)	15	0%	26-Jul-18	11-Aug-18
01109.PDB19150	External Pavement & Landscaping Works for Entrance A areas (Part 2 of 5)	15	0%	13-Aug-18	29-Aug-18
01109.PDB19160	External Pavement & Landscaping Works for Entrance A areas (Part 3 of 5)	15	0%	30-Aug-18	17-Sep-18
01109.PDB19170	External Pavement & Landscaping Works for Entrance A areas (Part 4 of 5)	15	0%	18-Sep-18	05-Oct-18
01109.PDB19180	External Pavement & Landscaping Works for Entrance A areas (Part 5 of 5)	15	0%	08-Oct-18	24-Oct-18
Entrance D					
Entrance D - Concrete Structural Works (GL 8-10/F-F2)					
Entrance D- Concrete Walls ,Staircases and Roof					
Entrance D- Steel Works between UG/F to R/F					
01109.3MS10600	Canopy - Glass Installation	5	90%	15-Apr-18 A	31-Jul-18
01109.3MS10650	Internal interfacing finish - Alum. Panel and SS cover finish	5	90%	23-May-18 A	31-Jul-18
01109.3MS10110	SUW Entrance D Roofing Frame Installation	18	90%	15-Jan-18 A	15-Aug-18
01109.3MS10560	Seam Roof - Welding for Sub frame	18	90%	05-Mar-18 A	15-Aug-18
Entrance D - External Works					
01109.PDB13980	External Pavement & Landscaping Works for Entrance D areas (Part 1 of 5)	15	0%	26-Jul-18	11-Aug-18
01109.PDB15000	External Pavement & Landscaping Works for Entrance D areas (Part 2 of 5)	15	0%	13-Aug-18	29-Aug-18
01109.PDB15010	External Pavement & Landscaping Works for Entrance D areas (Part 3 of 5)	15	0%	30-Aug-18	17-Sep-18
01109.PDB15020	External Pavement & Landscaping Works for Entrance D areas (Part 4 of 5)	15	0%	18-Sep-18	05-Oct-18
01109.PDB15030	External Pavement & Landscaping Works for Entrance D areas (Part 5 of 5)	15	0%	08-Oct-18	24-Oct-18
Vent Shaft					
Vent Shaft - External Works					
01109.PDB15040	External Pavement & Landscaping Works for Vent Shaft areas (Part 2 of 5)	15	0%	13-Aug-18	29-Aug-18
01109.PDB15050	External Pavement & Landscaping Works for Vent Shaft areas (Part 3 of 5)	15	0%	30-Aug-18	17-Sep-18
01109.PDB15060	External Pavement & Landscaping Works for Vent Shaft areas (Part 4 of 5)	15	0%	18-Sep-18	05-Oct-18

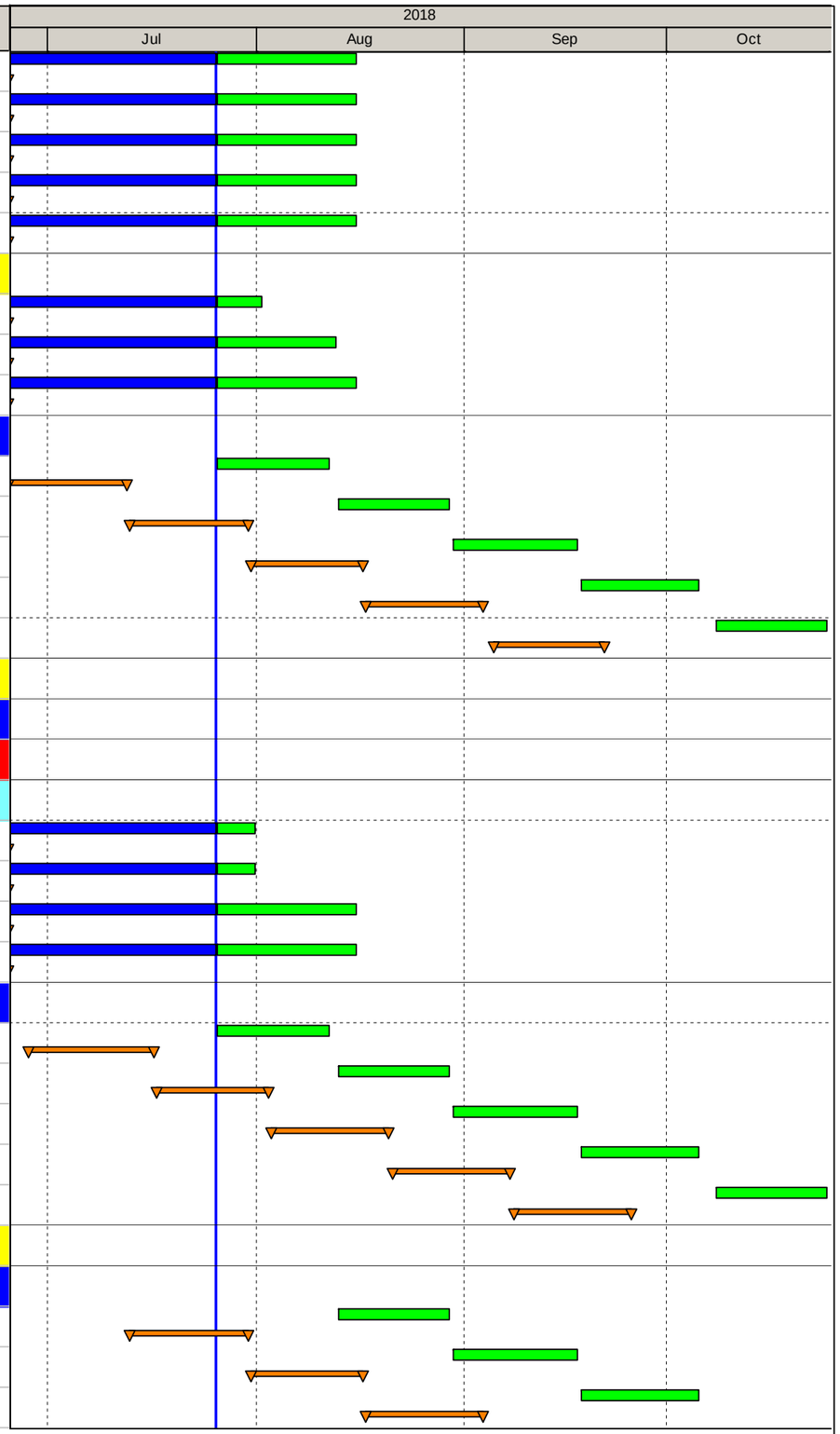

SAMSUNG-HSIN CHONG JOINT VENTURE

MTR Corporation Limited

Shatin to Central Link Contract 1109

3MRP - July 2018 TASK filters: 3MRP Dates, >1days, MTRC 1109 - 3MRP.

Printed:09-Aug-18

Actual Work
Remaining Work
Master Programme Rev.2
Last Month Update
Milestone
MP Rev.2 Milestone
Last Month Milestone

Activity ID	Activity Name	Remaining Duration	Physical % Complete	Start	Finish
Vent Shaft - Works for Degree 2 Finish					
01109.PDB14090	Roof top waterproofing and misc. finishes	30	90%	02-Jan-18 A	29-Aug-18
Entrance B & Adit B					
Entrance B & Adit B - Works for Degree 2 Finish					
01109.3MS10150	SUW Entrance B3 Roofing Decking Installation	18	90%	23-Jan-18 A	15-Aug-18
01109.3MS10160	SUW Entrance B3 Aluminium Cladding	18	90%	20-Mar-18 A	15-Aug-18
01109.3MS10180	SUW Entrance B2 Roofing Decking Installation	18	90%	28-Feb-18 A	15-Aug-18
01109.PDB13522	For 4K Deg 2 handover, prepare SUW Adits B incl Ent, all rooms and vent shafts at Adit B	102	90%	01-Mar-18 A	24-Nov-18
CC-C - TKW STATION, ENTRANCES AND ADITS					
TKW Station					
Station - ABWF Works (Concourse Level and Above)					
01109.3MT10130	TKW Concourse - Ceiling Panel Installation (Overall)	18	90%	15-Jan-18 A	15-Aug-18
01109.3MT10150	TKW Concourse - Wall Panel Installation at Generic Area	18	90%	03-Mar-18 A	15-Aug-18
Station - ABWF Works (Upper Platform Level)					
01109.3MT10220	TKW Upper Platform - Ceiling Panel Installation	18	0%	26-Mar-18 A	15-Aug-18
01109.3MT10250	TKW Upper Platform - Floor Stone Installation (Rest Area)	20	90%	19-Mar-18 A	17-Aug-18
Major Works to Degree 2					
01109.PDC28180	Deg 2 - Install Air tight + acoustic doors for air plenums (BoH)	30	30%	27-Mar-17 A	29-Aug-18
Station - ABWF Works (Lower Platform Level)					
01109.3MT10320	TKW Lower Platform - Ceiling Panel Installation	18	0%	26-Mar-18 A	15-Aug-18
01109.3MT10330	TKW Lower Platform - Floor Stone Installation	18	90%	18-Jan-18 A	15-Aug-18
01109.3MT10350	TKW Lower Platform - Sump Tanks Finishes Works (GL-27)	18	0%	16-Apr-18 A	15-Aug-18
01109.PDC28610A30	Seepage Channel Installation	31	75%	13-Oct-17 A	30-Aug-18
Major Works to Degree 2					
01109.PDC28420	Deg 2 - Install metal staircases, cat-ladders and catwalks (BoH)	10	30%	13-Sep-17 A	06-Aug-18
01109.PDC28490	Deg 2 - Install Air tight + acoustic doors for air plenums (BoH)	40	30%	01-Nov-17 A	11-Sep-18
01109.PDC28460	Deg 2 - Complete all wall and ceiling finishes (BoH)	50	30%	28-Oct-17 A	22-Sep-18
01109.PDC28440	Deg 2 - Install louvres and grills (FoH)	55	30%	25-Oct-17 A	28-Sep-18
01109.PDC28480	Deg 2 - Install framework for wall panels and cladding (FoH)	55	20%	06-Nov-17 A	05-Oct-18
Watermain Reinstatement					
01109.PDC29535	Phase 2 - SW at North bound side (GL8-24)	58	0%	26-Jul-18	03-Oct-18
01109.PDC29545	Phase 2 - FW at North bound side (GL8-24)	58	0%	26-Jul-18	03-Oct-18
General Works for Achievement of Degree Completions					
Remaining Works to Degree 2					

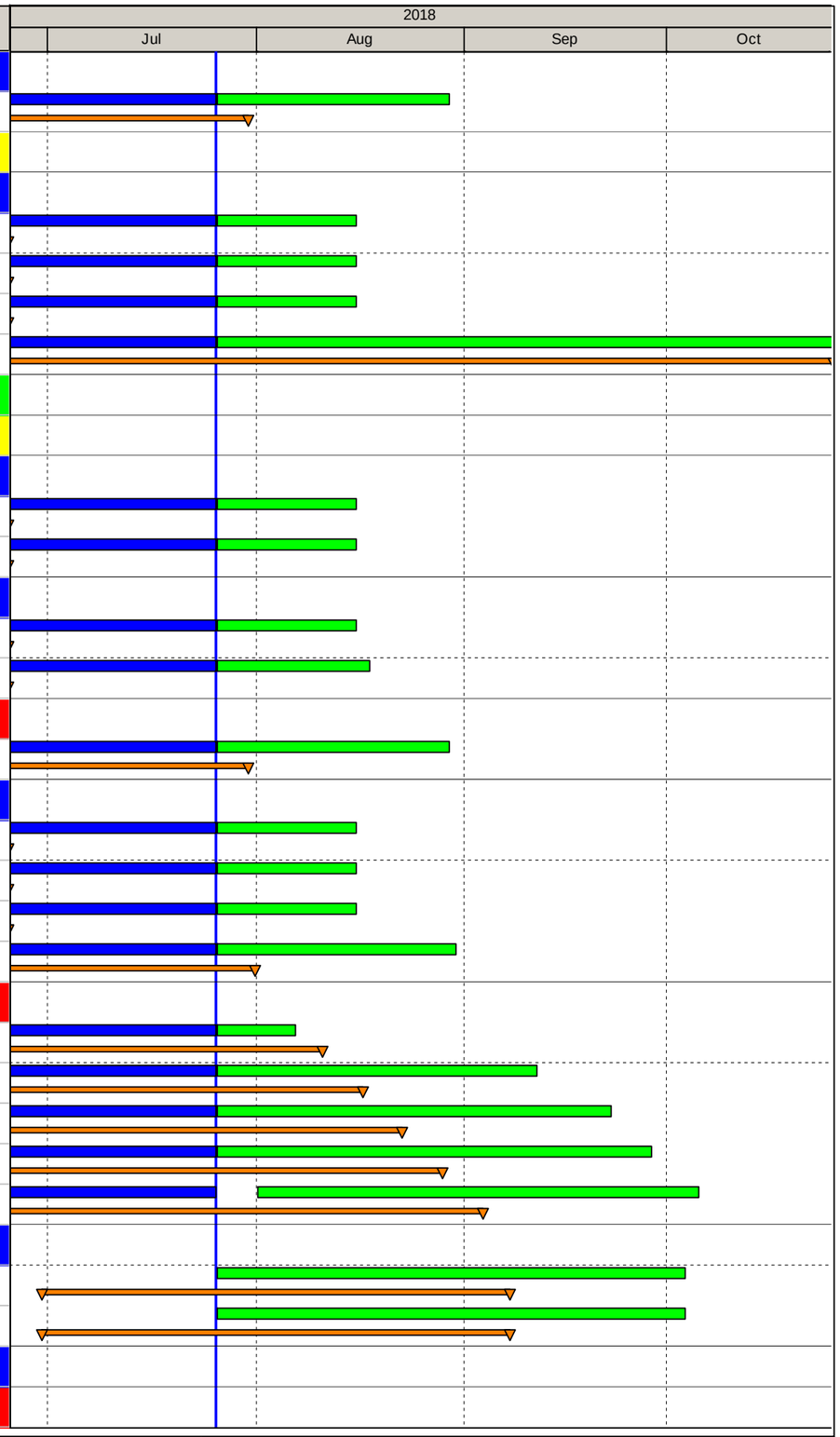

SAMSUNG-HSIN CHONG JOINT VENTURE

MTR Corporation Limited

Shatin to Central Link Contract 1109

3MRP - July 2018 TASK filters: 3MRP Dates, >1days, MTRC 1109 - 3MRP.

Printed:09-Aug-18

Actual Work
Remaining Work
Master Programme Rev.2
Last Month Update
Milestone
MP Rev.2 Milestone
Last Month Milestone

Activity ID	Activity Name	Remaining Duration	Physical % Complete	Start	Finish
Station - ABWF Works (Concourse Level and Above)					
01109.PDC22400	For 4M Deg 2 handover, prepare TKW Concourse Lvl BoH - FCR, TER, CTER & TECS Rm (DRM: 26 Mar 17, 12/17)	50	5%	25-Oct-17 A	13-Sep-18
01109.PDC22410	For 4N Deg 2 handover, prepare TKW Concourse Lvl - All remaining areas (DRM: 14 May 17, 19/17)	96	20%	25-Oct-17 A	29-Oct-18
Station - ABWF Works (Upper Platform Level)					
01109.PDC22430	For 4P Deg 2 handover, prepare TKW Upp P/Fm Lvl - All remaining areas (DRM: 7 May 17, 18/17)	90	5%	25-Oct-17 A	23-Oct-18
Station - ABWF Works (Lower Platform Level)					
01109.PDC22460	For 4R Deg 2 handover, prepare TKW Lwr P/Fm Lvl, BoH areas - SER, PSD Rm & TECS Rooms (DRM: 9 Apr 17, 14/17)	60	5%	25-Oct-17 A	23-Sep-18
01109.PDC22470	For 4S Deg 2 handover, prepare TKW Mezz & Low P/Fm Lvl - All remaining areas (DRM: 16 Apr 17, 15/17)	84	5%	25-Oct-17 A	17-Oct-18
Remaining Works to Degree 3					
Station - ABWF Works (Lower Platform Level)					
01109.PDC22540	For 4R Deg 3 handover, prepare TKW Lwr P/Fm Lvl, BoH areas - SER, PSD Rm & TECS Rooms (DRM: 13 Aug 17, 32/17)	120	90%	01-Mar-18 A	22-Nov-18
Entrance A & Vent Shaft A					
01109.3MT10030	TKW Vent Shaft - Scaffolding Erection	18	0%	06-Apr-18 A	15-Aug-18
01109.3MT10040	TKW Entrance A - Glaze Plan Installation	18	0%	26-Mar-18 A	15-Aug-18
01109.3MT10050	TKW Internal Wall Stone Installation at Entrance A	18	90%	12-Mar-18 A	15-Aug-18
01109.3MT10080	Installation of Alum Cladding	18	90%	19-Mar-18 A	15-Aug-18
01109.3MT10100	Removed of the external scaffolding for UU works	18	0%	29-Mar-18 A	15-Aug-18
01109.3MT10170	Seam Roof and Gutter works	18	0%	26-Mar-18 A	15-Aug-18
01109.3MT10180	Removal of scaffolding	18	0%	16-Apr-18 A	15-Aug-18
Vent Shaft A					
01109.3MT10510	VS Between Sub station and VS - Catchpit exc. And construction	18	90%	22-Mar-18 A	12-Aug-18
Vent Shaft - ABWF Works					
01109.PDC27500	Deg 2 - ABWF to Vent Shaft A	93	90%	18-Dec-17 A	14-Nov-18
Entrance A					
Utility Reinstatement					
01109.3MT10440	Entrance A - Footpath between Ent A and School - install DSD manhole and pipe	18	90%	19-Mar-18 A	12-Aug-18
01109.3MT10450	Entrance A - Footpath between Ent A and School - Install MTRC storm drain	18	0%	26-Jul-18*	12-Aug-18
01109.3MT10460	Entrance A - Footpath between Ent A and School - Install MTRC foul drain	18	0%	26-Jul-18*	12-Aug-18
01109.3MT10470	Entrance A - Footpath between Ent A and School - Backfill for watermain	18	0%	26-Jul-18*	12-Aug-18
01109.3MT10480	Entrance A - Footpath between Ent A and School - Install watermain to Ent A	18	0%	26-Jul-18*	12-Aug-18
Entrances - ABWF Works					
01109.PDC26970	Deg 2 - ABWF to Entrance A	92	90%	18-Dec-17 A	13-Nov-18
Entrance B					
Entrances - ABWF Works					

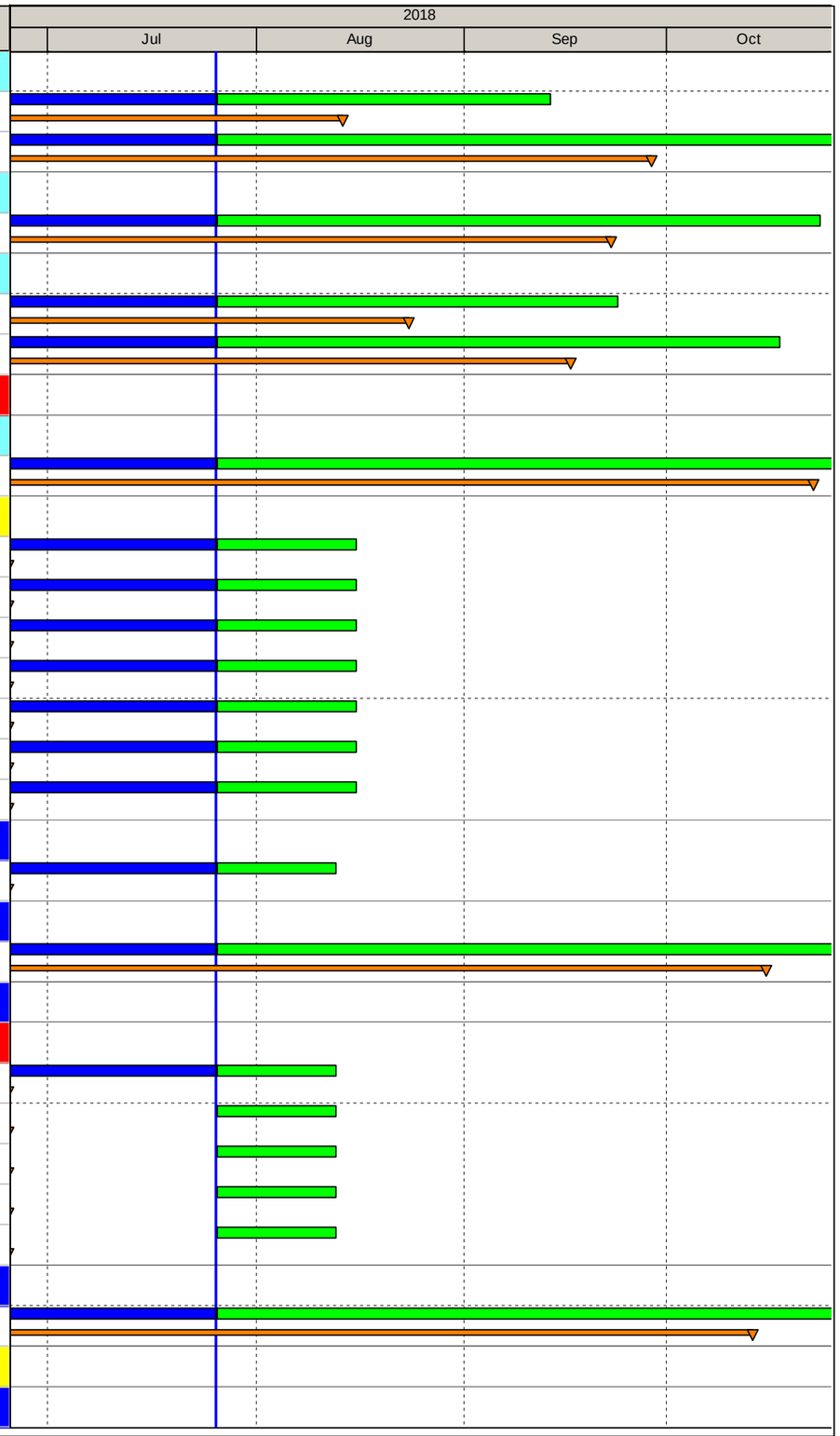

SAMSUNG-HSIN CHONG JOINT VENTURE

MTR Corporation Limited

Shatin to Central Link Contract 1109

3MRP - July 2018 TASK filters: 3MRP Dates, >1days, MTRC 1109 - 3MRP.

Printed:09-Aug-18

Actual Work
Remaining Work
Master Programme Rev.2
Last Month Update
Milestone
MP Rev.2 Milestone
Last Month Milestone

Activity ID	Activity Name	Remaining Duration	Physical % Complete	Start	Finish
01109.3MT10190	Removed of the external scaffolding for UU works	18	90%	23-Mar-18 A	15-Aug-18
01109.3MT10200	Seam Roof and Gutter works	18	90%	20-Mar-18 A	15-Aug-18
01109.3MT10270	Removal of scaffolding	18	0%	10-Apr-18 A	15-Aug-18
01109.PDC27210	Deg 2 - ABWF to Entrance B	80	10%	18-Sep-17 A	30-Oct-18
Reinstatement next to Entrance B					
Watermains					
01109.3MT10520	Entrance B LSRD J/O MTWRd - Trench excavation	18	0%	28-Mar-18 A	15-Aug-18
01109.3MT10530	Entrance B LSRD J/O MTWRd - Manhole and pipe installation	18	0%	09-Apr-18 A	15-Aug-18
01109.3MT10540	Entrance B LSRD J/O MTWRd - FW450 watermain installation	18	0%	09-Apr-18 A	15-Aug-18
01109.3MT10550	Entrance B LSRD J/O MTWRd - Testing and backfill	18	0%	23-Apr-18 A	15-Aug-18
Entrance C					
Entrances - ABWF Works					
01109.PDC27200A70	HO to MTRC 1159 for Lift installation	56	0%	11-Jun-18 A	29-Sep-18
TKW LT-06					
01109.3MT10420	Removal of scaffolding	18	0%	26-Jul-18	12-Aug-18
Entrance D & Vent Shaft					
01109.3MT10010	TKW Entrance D - Cladding Installation	18	0%	29-Mar-18 A	15-Aug-18
01109.3MT10020	TKW Entrance D - Plastering Work	18	0%	26-Mar-18 A	15-Aug-18
01109.3MT10060	TKW Internal Wall Stone Installation at Entrance D	18	90%	12-Mar-18 A	15-Aug-18
Entrances - ABWF Works					
01109.3MT10560	Entrance D 600 Foul drain (Exc. ELS, installation, construction) - UU expose and trial pits for F124, F127 & F127B	18	90%	27-Feb-18 A	15-Aug-18
01109.3MT10570	Entrance D 600 Foul drain (Exc. ELS, installation, construction) - F120A - F120	18	90%	23-Mar-18 A	15-Aug-18
01109.PDC27270	Deg 2 - ABWF to Entrance D	90	90%	18-Dec-17 A	10-Nov-18
CC-D - BORED TUNNELS FROM SUW STATION TO HOM STATION					
To Kwa Wan Ancillary Building					
C&S Works (Above Ground Level)					
Drainage					
01109.PDD3560	Rainwater outlet (2nr)	18	0%	10-Oct-18	30-Oct-18
External Finishes and External Works					
External Wall Finishes					
01109.PDD3920	Earthworks & Landscaping	30	0%	14-Sep-18	20-Oct-18
CC-E - REPROVISIONING, REMEDIAL AND IMPROVEMENT WORKS (RRIW)					
General C& S Works					
C&S Works for Sung Wong Toi Playground					

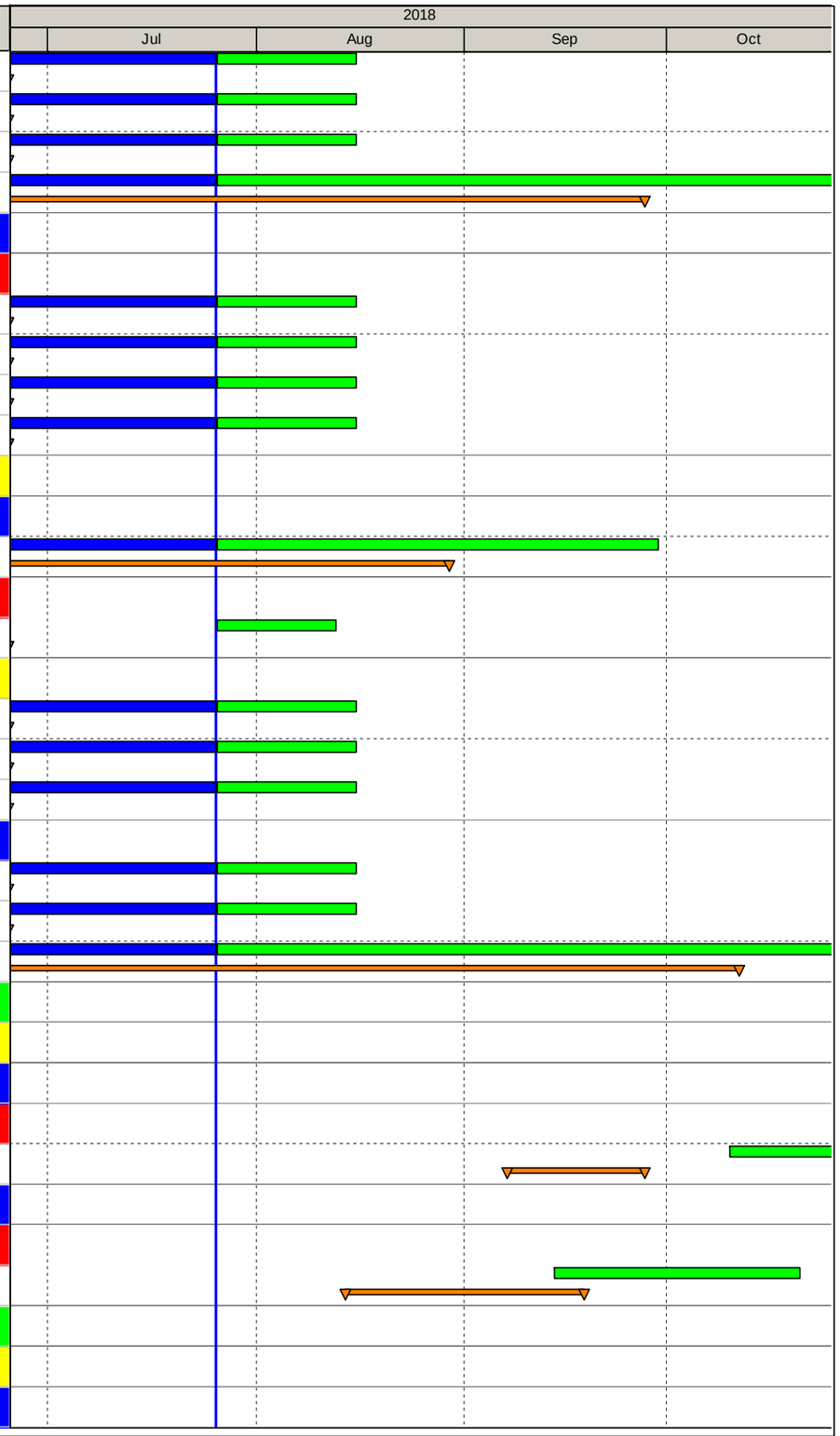

SAMSUNG-HSIN CHONG JOINT VENTURE

MTR Corporation Limited

Shatin to Central Link Contract 1109

3MRP - July 2018 TASK filters: 3MRP Dates, >1days, MTRC 1109 - 3MRP.

Printed:09-Aug-18

Actual Work
Remaining Work
Master Programme Rev.2
Last Month Update
Milestone
MP Rev.2 Milestone
Last Month Milestone

Activity ID	Activity Name	Remaining Duration	Physical % Complete	Start	Finish
01109.PDE1040C60	SUW Playground - Cable ducts & draw pits (Foundation)	7	0%	26-Jul-18	02-Aug-18
01109.PDE1040C80	SUW Playground - Removal of Footbridge Foundation - Concrete breaking, 50% Completion	8	0%	26-Jul-18	03-Aug-18
C&S Works for Olympic Garden					
01109.PDE1080	Misc finishing works at Olympic Garden in Works Area 1109.W1	100	0%	26-Jul-18	22-Nov-18
C&S Works for Subways KS33 & KS34					
C&S Works for Subways KS33					
01109.PDE1040A10	KS33 - Street Lighting & pits (Foundation)	6	90%	21-Mar-18 A	01-Aug-18
01109.PDE1040A40	KS33 - Profile barrier, Main Structure	10	0%	02-Aug-18	13-Aug-18
CC-F - ABWF WORKS INSIDE HOM SCL STATION					
ABWF Works					
Degree 1 Activities, Up Track					
01109.PDF1030A10	Water barrier hoarding installation - transport materials, Up Track	9	0%	26-Jul-18*	04-Aug-18
01109.PDF1030A71	FS barrier hoarding dismantle - Dismantle hoarding, Up Track	11	0%	26-Jul-18	07-Aug-18
01109.PDF1060AU	Wall Finishes - PSD cladding installation (ICGL), Up Track	15	0%	26-Jul-18*	11-Aug-18
01109.PDF1030A20	Water barrier hoarding installation - erect hoarding, Up Track	9	0%	06-Aug-18	15-Aug-18
01109.PDF1030A72	FS barrier hoarding dismantle - Remove rubbish, Up Track	7	0%	08-Aug-18	15-Aug-18
01109.PDF1030A30	Water barrier hoarding installation - transport materials, Down Track	9	0%	16-Aug-18	25-Aug-18
01109.PDF1030A81	FS barrier hoarding dismantle - Dismantle hoarding, Down Track	10	0%	16-Aug-18	27-Aug-18
01109.PDF1060AD	Wall Finishes - PSD cladding installation (ICGL), Down Track	15	0%	13-Aug-18	29-Aug-18
01109.PDF1030A82	FS barrier hoarding dismantle - Remove rubbish, Down Track	6	0%	28-Aug-18	03-Sep-18
01109.PDF1030A40	Water barrier hoarding installation - erect hoarding, Down Track	9	0%	27-Aug-18	06-Sep-18
01109.PDF1050AU	Floor Finishes - Floor tiles installation (Top famous), Up Track	25	0%	22-Aug-18*	20-Sep-18
01109.PDF1050AD	Floor Finishes - Floor tiles installation (Top famous), Down Track	25	0%	21-Sep-18	22-Oct-18
01109.PDF1110AU	Water barrier hoarding Removal - Dismantle hoarding and Remove rubbish, Up Track	21	0%	23-Oct-18	15-Nov-18

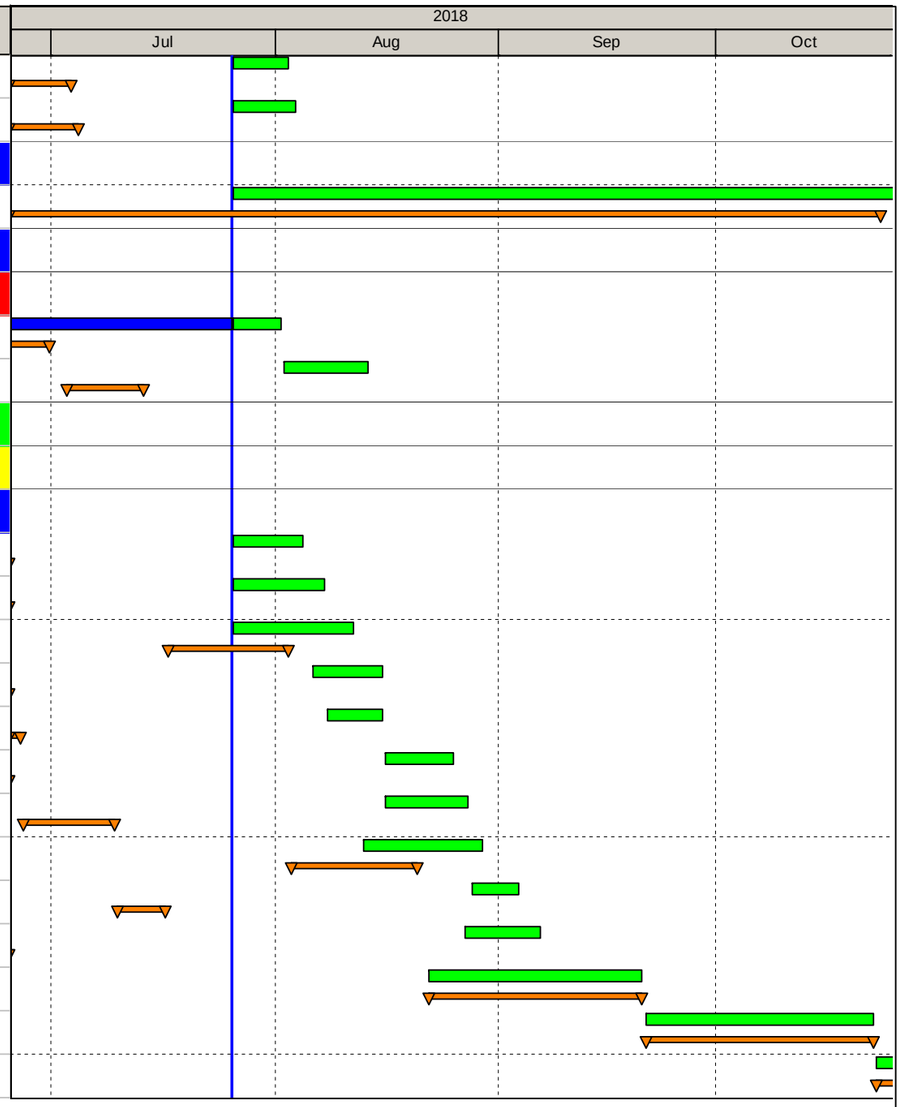

Annex C

Project Organization Chart and Contact Detail

Annex C *Project Organization of SCL Works Contract 1109*

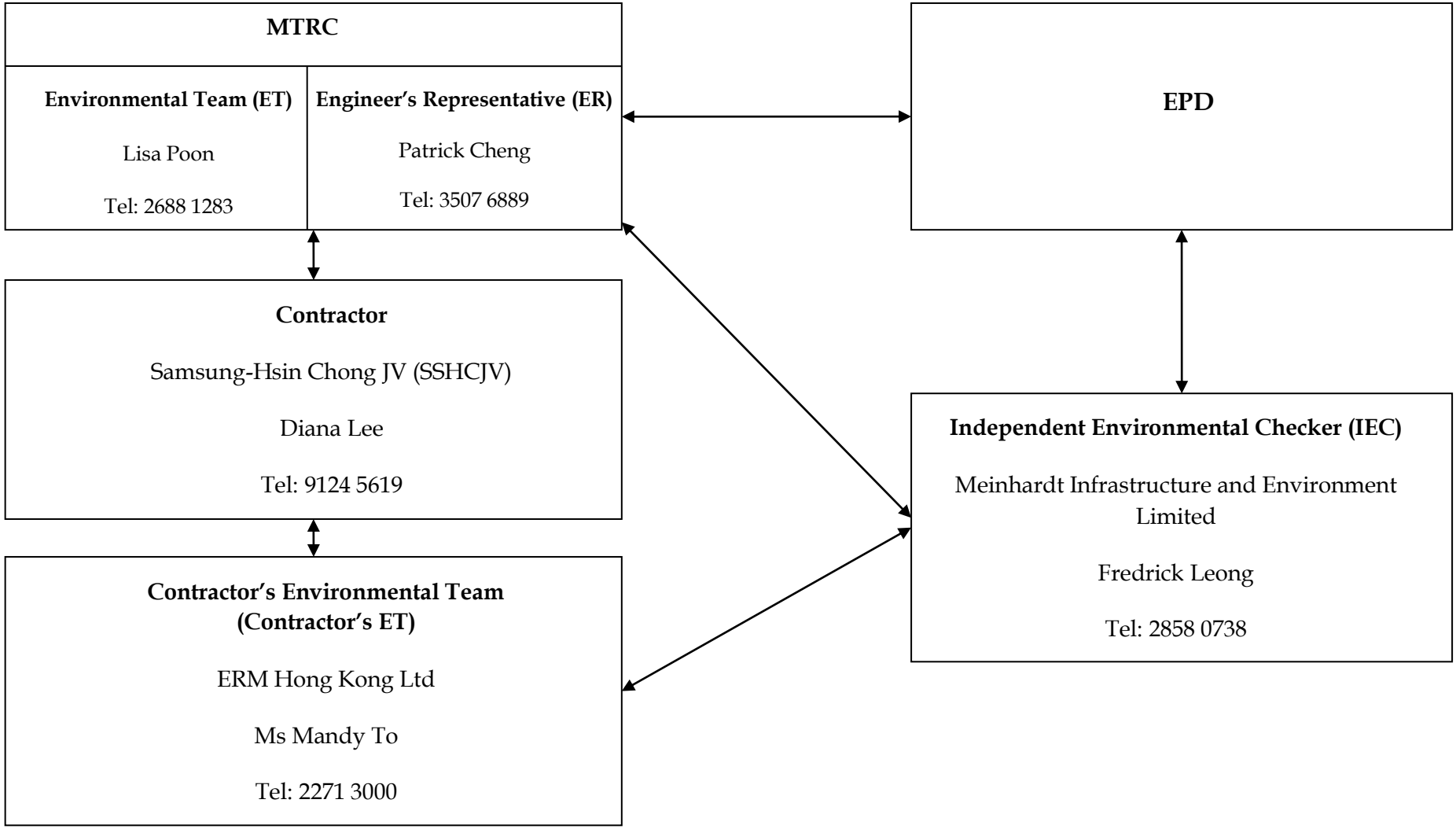

Annex D

Locations of Noise and Dust Monitoring Stations

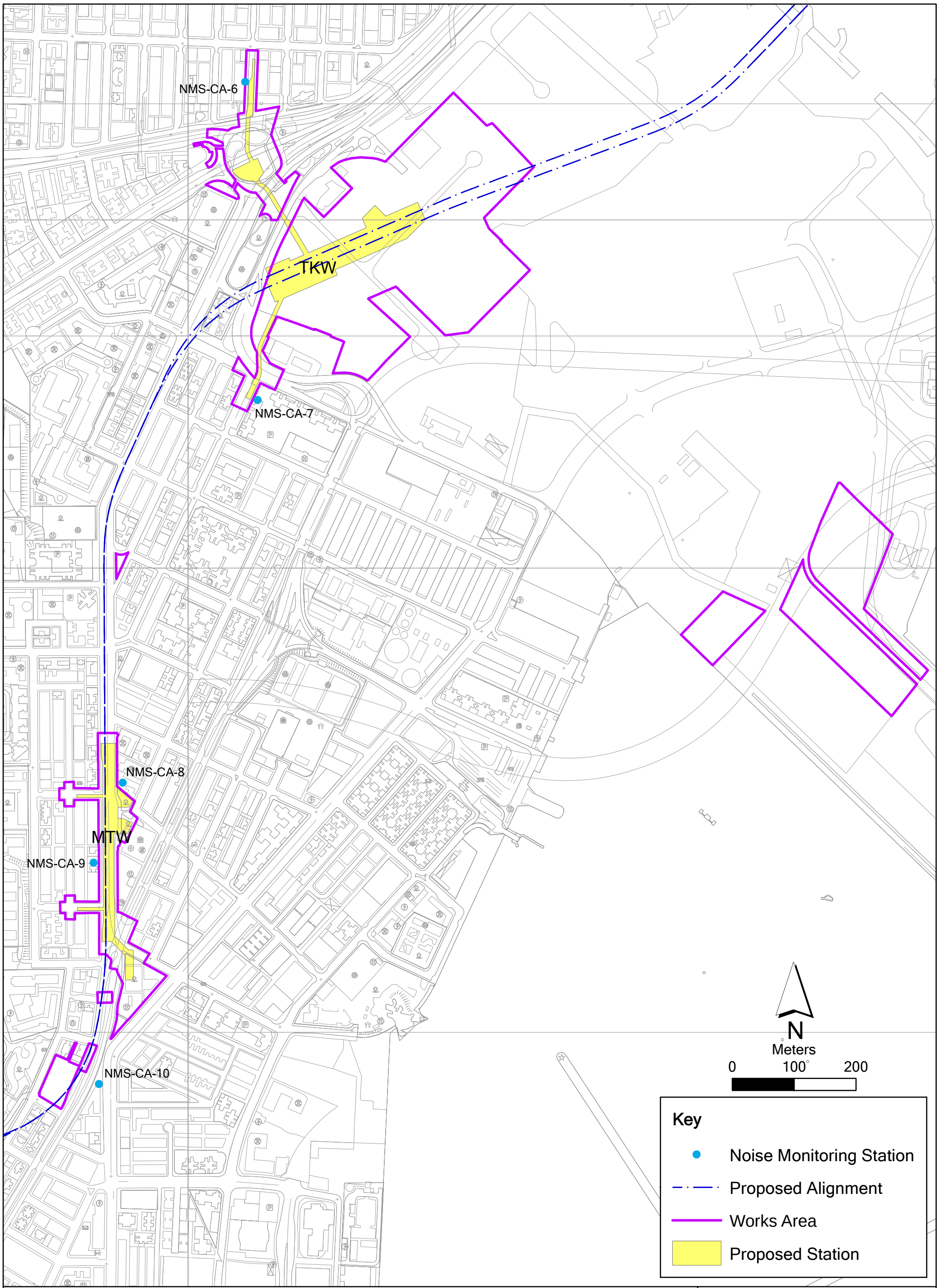

Annex D1

Location of Regular Construction Noise Monitoring Stations

File: T:\GIS\CONTRACT\0171181\Mxd\0171181_Airborne_Noise_Monitoring_Stations_Annex.mxd
Date: 12/08/2014

Environmental Resources Management

ERM

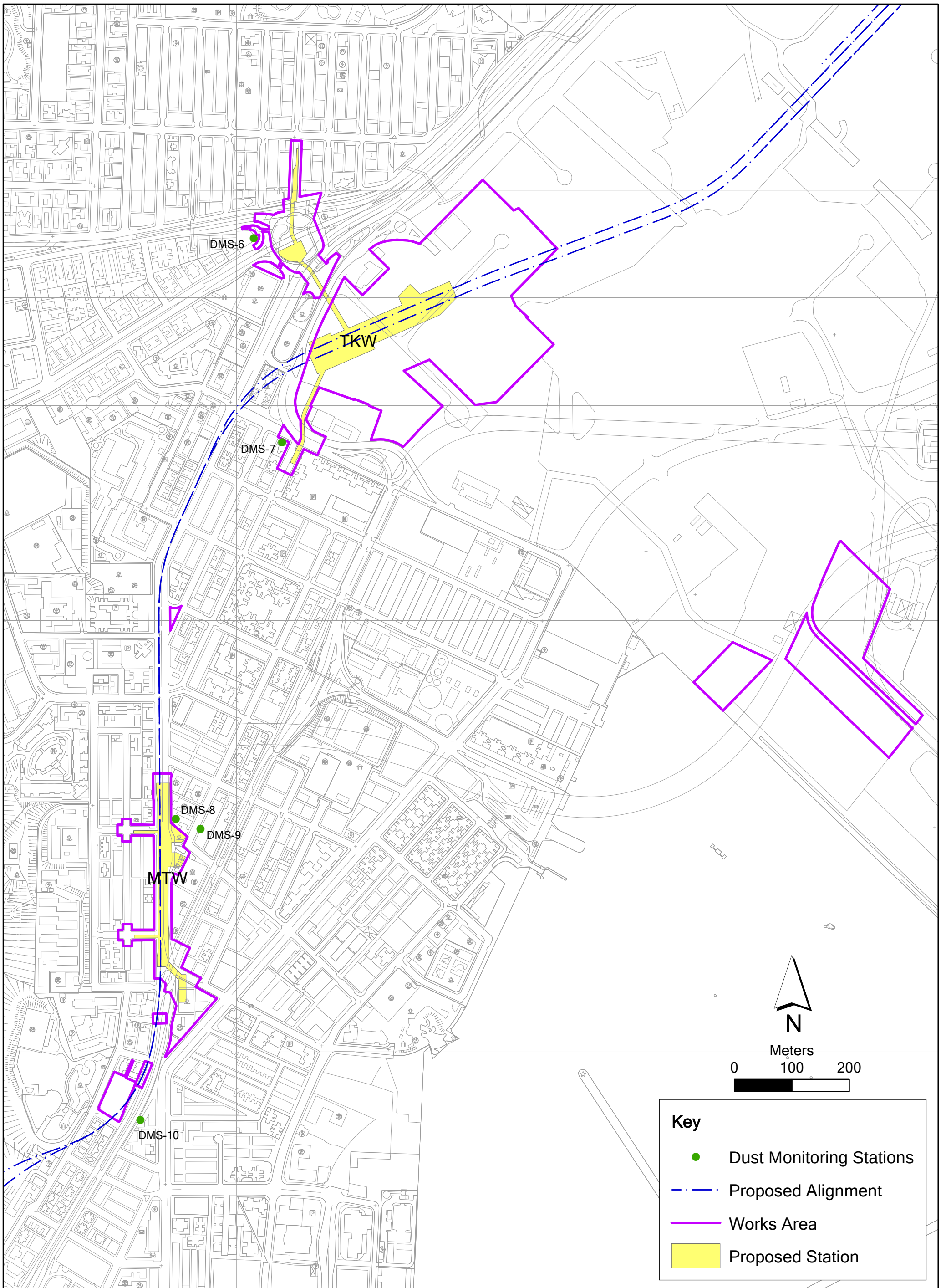

Annex D2

Location of Dust Monitoring Stations

File: T:\GIS\CONTRACT\0171181\Mxd\0171181_Dust_Monitoring_Station_Annex.mxd
Date: 12/08/2014

Environmental Resources Management

ERM

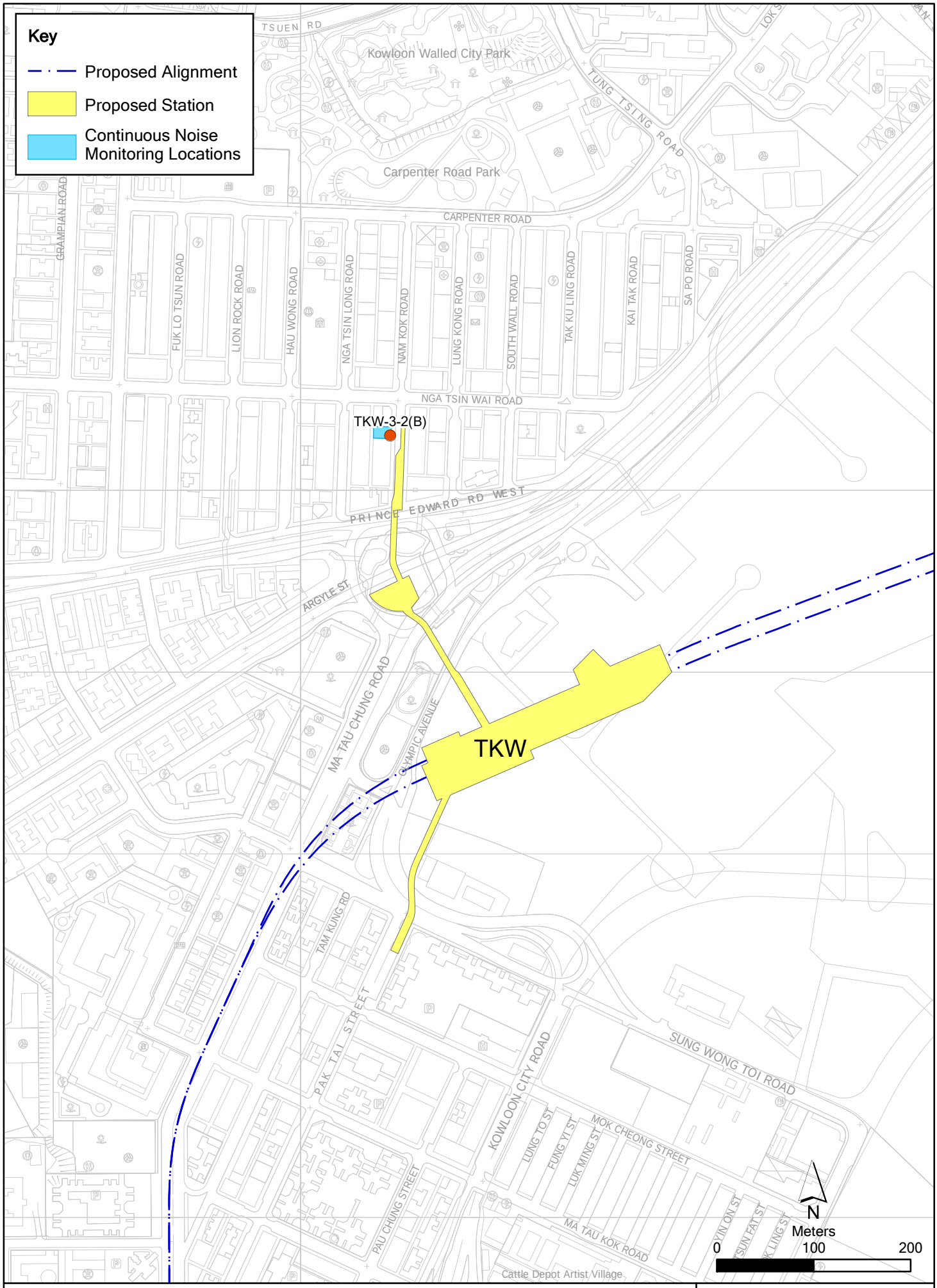

Figure 2.2a

Continuous Noise Monitoring Locations

File: T:\GIS\CONTRACT\0171181\Mxd\0171181_Continuous_Noise_Monitoring_Locations_TKW.mxd
Date: 5/11/2014

Environmental Resources Management

ERM

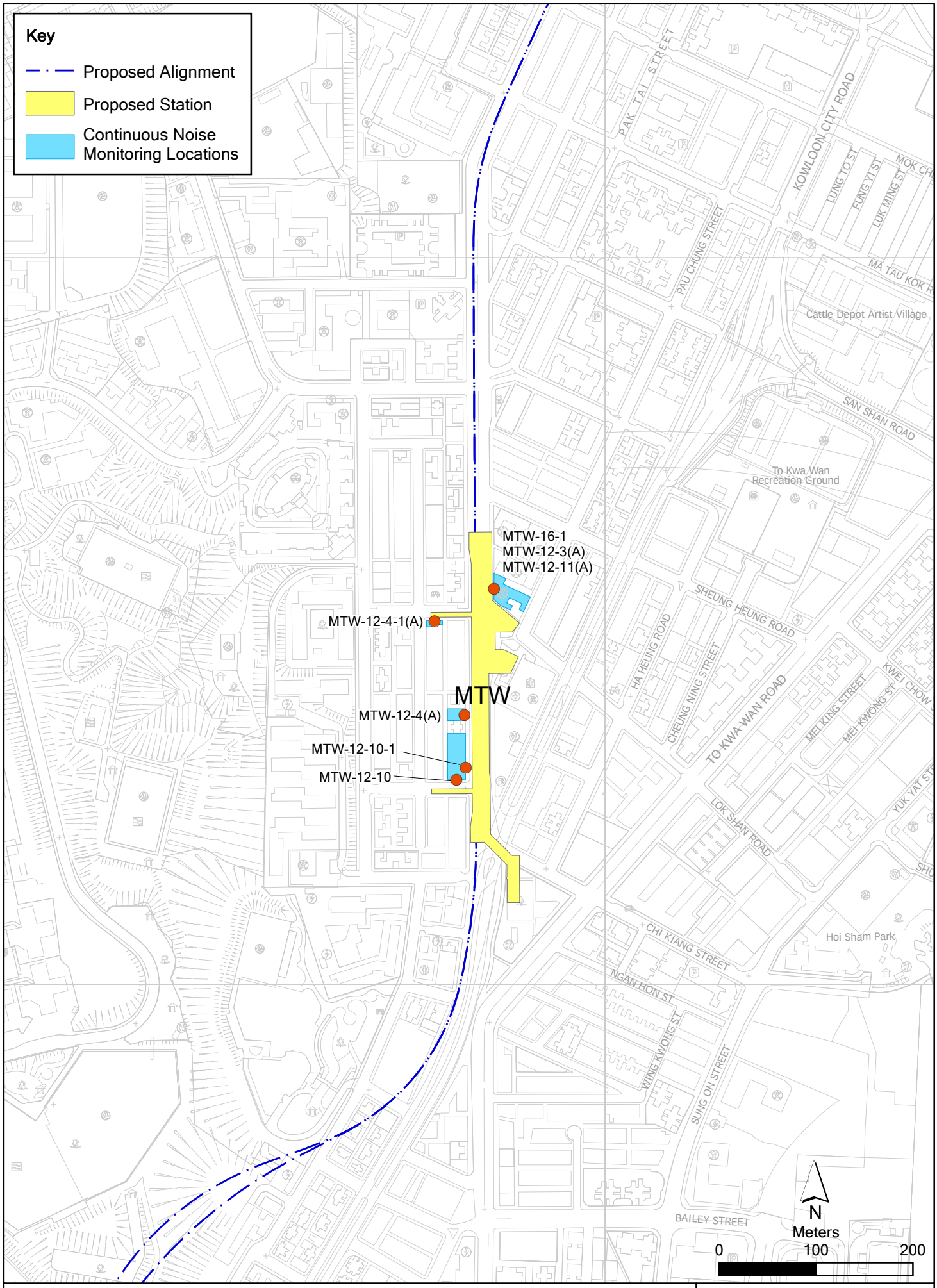

Figure 2.2b

Continuous Noise Monitoring Locations

File: T:\GIS\CONTRACT\0171181\Mxd\0171181_Continuous_Noise_Monitoring_Locations_MTW_v2.mxd
Date: 5/11/2014

Environmental Resources Management

ERM

Annex E

Monitoring Schedule of the Reporting Period and the Next Month

Shatin to Central Link
Works Contract 1109
Stations and Tunnels of Kowloon City Section
Regular Noise Monitoring Schedule

Noise Monitoring Stations:
NMS-CA-6, NMS-CA-7, NMS-CA-8, NMS-CA-9 and NMS-CA-10
Monitoring Month : July 2018

Sunday	Monday	Tuesday	Wednesday	Thursday	Friday	Saturday
01-Jul	02-Jul	03-Jul	04-Jul	05-Jul	06-Jul	07-Jul
	Public Holiday				Noise Monitoring	
08-Jul	09-Jul	10-Jul	11-Jul	12-Jul	13-Jul	14-Jul
				Noise Monitoring		
15-Jul	16-Jul	17-Jul	18-Jul	19-Jul	20-Jul	21-Jul
			Noise Monitoring			
22-Jul	23-Jul	24-Jul	25-Jul	26-Jul	27-Jul	28-Jul
		Noise Monitoring				
29-Jul	30-Jul	31-Jul				
	Noise Monitoring					

Shatin to Central Link
Works Contract 1109
Stations and Tunnels of Kowloon City Section
Regular Noise Monitoring Schedule

Noise Monitoring Stations:
NMS-CA-6, NMS-CA-7, NMS-CA-8, NMS-CA-9 and NMS-CA-10
Monitoring Month : August 2018

Sunday	Monday	Tuesday	Wednesday	Thursday	Friday	Saturday
			01-Aug	02-Aug	03-Aug	04-Aug
					Noise Monitoring	
05-Aug	06-Aug	07-Aug	08-Aug	09-Aug	10-Aug	11-Aug
				Noise Monitoring		
12-Aug	13-Aug	14-Aug	15-Aug	16-Aug	17-Aug	18-Aug
			Noise Monitoring			
19-Aug	20-Aug	21-Aug	22-Aug	23-Aug	24-Aug	25-Aug
		Noise Monitoring				
26-Aug	27-Aug	28-Aug	29-Aug	30-Aug	31-Aug	
	Noise Monitoring					

Shatin to Central Link
Works Contract 1109
Stations and Tunnels of Kowloon City Section
Regular Dust Monitoring Schedule

24-hr TSP Monitoring Stations:
DMS-6, DMS-7, DMS-8, DMS-9 and DMS-10
Monitoring Month: July 2018

Sunday	Monday	Tuesday	Wednesday	Thursday	Friday	Saturday
01-Jul	02-Jul	03-Jul	04-Jul	05-Jul	06-Jul	07-Jul
	Public Holiday				24-hr TSP Monitoring	
08-Jul	09-Jul	10-Jul	11-Jul	12-Jul	13-Jul	14-Jul
				24-hr TSP Monitoring		
15-Jul	16-Jul	17-Jul	18-Jul	19-Jul	20-Jul	21-Jul
			24-hr TSP Monitoring			
22-Jul	23-Jul	24-Jul	25-Jul	26-Jul	27-Jul	28-Jul
		24-hr TSP Monitoring				
29-Jul	30-Jul	31-Jul				
	24-hr TSP Monitoring					

Shatin to Central Link
Works Contract 1109
Stations and Tunnels of Kowloon City Section
Regular Dust Monitoring Schedule

24-hr TSP Monitoring Stations:
DMS-6, DMS-7, DMS-8, DMS-9 and DMS-10
Monitoring Month: August 2018

Sunday	Monday	Tuesday	Wednesday	Thursday	Friday	Saturday
			01-Aug	02-Aug	03-Aug	04-Aug
					24-hr TSP Monitoring	
05-Aug	06-Aug	07-Aug	08-Aug	09-Aug	10-Aug	11-Aug
				24-hr TSP Monitoring		
12-Aug	13-Aug	14-Aug	15-Aug	16-Aug	17-Aug	18-Aug
			24-hr TSP Monitoring			
19-Aug	20-Aug	21-Aug	22-Aug	23-Aug	24-Aug	25-Aug
		24-hr TSP Monitoring				
26-Aug	27-Aug	28-Aug	29-Aug	30-Aug	31-Aug	
	24-hr TSP Monitoring				24-hr TSP Monitoring	

Annex F

Calibration Reports

Annex F Calibration Reports

Dust Monitoring Equipment

Monitoring Station ID	Location	Monitoring Equipment		Last Calibration Date	Next Calibration Date
24-hr TSP		**HVS**	**Calibrator**		
DMS-6	Katherine Building	TE-5170 (S/N 0107)	CM-AIR-43 (Orifice I.D. 2454)	5 May 2018	5 November 2018
DMS-7	Parc 22	TE-5170 (S/N 3574)	CM-AIR-43 (Orifice I.D. 2454)	5 May 2018	5 November 2018
DMS-8	SKH Good Shepherd Primary School	TE-5170 (S/N 3572)	CM-AIR-43 (Orifice I.D. 2454)	5 May 2018	5 November 2018
DMS-9	No. 12 Pau Chung Street	TE-5170 (S/N 0814)	CM-AIR-43 (Orifice I.D. 2454)	5 May 2018	5 November 2018
DMS-10	Chat Ma Mansion	TE-5170 (S/N 3573)	CM-AIR-43 (Orifice I.D. 2454)	5 May 2018	5 November 2018

Noise Monitoring Equipment

Monitoring Station ID	Monitoring Equipment	Model & Serial No.	Last Calibration Date	Next Calibration Date
NMS-CA-6, NMS-CA-7, NMS-CA-8, NMS-CA-9 and NMS-CA-10	Calibrator	Rion NC-73 (S/N 10486660)	5 April 2018	5 April 2019
	Sound Level Meter	Rion NL-52 (S/N 00331805)	10 June 2018	10 June 2019

ENVIROTECH SERVICES CO.

High-Volume TSP Sampler
5-Point Calibration Record

Location : DMS-6(Katherine Building)
Calibrated by : K.T.Ho
Date : 05/05/2018

Sampler
Model : TE-5170
Serial Number : S/N 0107

Calibration Orifice and Standard Calibration Relationship
Serial Number : 2454
Service Date : 19 Mar 2018
Slope (m) : 2.05242
Intercept (b) : -0.01383
Correlation Coefficient(r) : 0.99994

Standard Condition
Pstd (hpa) : 1013
Tstd (K) : 298.18

Calibration Condition
Pa (hpa) : 1010
Ta(K) : 303

Resistance Plate		dH [green liquid] (inch water)	Z	X=Qstd (cubic meter/min)	IC (chart)	Y (corrected)
1	18 holes	12.6	3.515	1.719	54	53.47
2	13 holes	8.4	2.870	1.405	45	44.56
3	10 holes	6.0	2.426	1.189	36	35.65
4	7 holes	4.0	1.980	0.972	26	25.75
5	5 holes	2.6	1.597	0.785	20	19.80

Sampler Calibration Relationship (Linear Regression)

Slope(m):37.180 Intercept(b): -9.285 Correlation Coefficient(r): 0.9962

Checked by: Magnum Fan Date: 08/05/2018

High-Volume TSP Sampler
5-Point Calibration Record

Location : DMS-7(Parc 22)
Calibrated by : K.T.Ho
Date : 05/03/2018

Sampler
Model : TE-5170
Serial Number : S/N 3574

Calibration Orifice and Standard Calibration Relationship
Serial Number : 2454
Service Date : 19 Mar 2018
Slope (m) : 2.05242
Intercept (b) : -0.01383
Correlation Coefficient(r) : 0.99994

Standard Condition
Pstd (hpa) : 1013
Tstd (K) : 298.18

Calibration Condition
Pa (hpa) : 1010
Ta(K) : 303

Resistance Plate		dH [green liquid] (inch water)	Z	X=Qstd (cubic meter/min)	IC (chart)	Y (corrected)
1	18 holes	12.6	3.515	1.719	62	61.40
2	13 holes	8.8	2.938	1.438	54	53.47
3	10 holes	6.3	2.485	1.218	46	45.55
4	7 holes	4.2	2.029	0.996	38	37.63
5	5 holes	2.8	1.657	0.814	28	27.73

Sampler Calibration Relationship (Linear Regression)

Slope(m):36.595 Intercept(b):-0.110 Correlation Coefficient(r): 0.9930

Checked by: Magnum Fan Date: 08/05/2018

High-Volume TSP Sampler
5-Point Calibration Record

Location	:	DMS-8(SHK Good Shepherd Primary School)
Calibrated by	:	K.T.Ho
Date	:	05/05/2018

Sampler

Model	:	TE-5170
Serial Number	:	S/N 3572

Calibration Orifice and Standard Calibration Relationship

Serial Number	:	2454
Service Date	:	19 Mar 2018
Slope (m)	:	2.05242
Intercept (b)	:	-0.01383
Correlation Coefficient(r)	:	0.99994

Standard Condition

Pstd (hpa)	:	1013
Tstd (K)	:	298.18

Calibration Condition

Pa (hpa)	:	1010
Ta(K)	:	303

Resistance Plate		dH [green liquid] (inch water)	Z	X=Qstd (cubic meter/min)	IC (chart)	Y (corrected)
1	18 holes	12.4	3.487	1.706	60	59.41
2	13 holes	8.2	2.836	1.388	52	51.49
3	10 holes	6.1	2.446	1.198	46	45.55
4	7 holes	4.0	1.980	0.972	38	37.63
5	5 holes	2.8	1.657	0.814	30	29.71

Sampler Calibration Relationship (Linear Regression)

Slope(m):32.817 Intercept(b):4.866 Correlation Coefficient(r): 0.9913

Checked by: Magnum Fan Date: 08/05/2018

High-Volume TSP Sampler
5-Point Calibration Record

Location	:	DMS-9(No. 12 Pau Chung Street)
Calibrated by	:	K.T.Ho
Date	:	05/05/2018

Sampler

Model	:	TE-5170
Serial Number	:	S/N 0814

Calibration Orifice and Standard Calibration Relationship

Serial Number	:	2454
Service Date	:	19 Mar 2018
Slope (m)	:	2.05242
Intercept (b)	:	-0.01383
Correlation Coefficient(r)	:	0.99994

Standard Condition

Pstd (hpa)	:	1013
Tstd (K)	:	298.18

Calibration Condition

Pa (hpa)	:	1010
Ta(K)	:	303

Resistance Plate		dH [green liquid] (inch water)	Z	X=Qstd (cubic meter/min)	IC (chart)	Y (corrected)
1	18 holes	12.6	3.515	1.719	64	63.38
2	13 holes	8.8	2.938	1.438	56	55.45
3	10 holes	6.2	2.466	1.208	46	45.55
4	7 holes	3.9	1.956	0.960	36	35.65
5	5 holes	2.8	1.657	0.814	28	27.73

Sampler Calibration Relationship (Linear Regression)

Slope(m): 37.180 Intercept(b): -2.868 Correlation Coefficient(r): 0.9949

Checked by: Magnum Fan Date: 8/05/2018

High-Volume TSP Sampler
5-Point Calibration Record

Location : DMS-10(Chat Ma Mansion)
Calibrated by : K.T.Ho
Date : 05/05/2018

Sampler
Model : TE-5170
Serial Number : S/N 3573

Calibration Orifice and Standard Calibration Relationship
Serial Number : 2454
Service Date : 19 Mar 2018
Slope (m) : 2.05242
Intercept (b) : -0.01383
Correlation Coefficient(r) : 0.99994

Standard Condition
Pstd (hpa) : 1013
Tstd (K) : 298.18

Calibration Condition
Pa (hpa) : 1010
Ta(K) : 303

Resistance Plate		dH [green liquid] (inch water)	Z	X=Qstd (cubic meter/min)	IC (chart)	Y (corrected)
1	18 holes	12.0	3.430	1.678	64	63.38
2	13 holes	8.2	2.836	1.388	54	53.47
3	10 holes	5.9	2.405	1.179	48	47.53
4	7 holes	3.4	1.826	0.896	36	35.65
5	5 holes	2.2	1.469	0.722	28	27.73

Sampler Calibration Relationship (Linear Regression)

Slope(m): 36.984 Intercept(b): 2.178 Correlation Coefficient(r): 0.9967

Checked by: Magnum Fan Date: 08/05/2018

TISCH Environmental

RECALIBRATION DUE DATE:
March 19, 2019

Certificate of Calibration

Calibration Certification Information					
Cal. Date:	March 19, 2018	**Rootsmeter S/N:** 438320	**Ta:** 294	°K
Operator:	Jim Tisch		**Pa:** 746.8	mm Hg
Calibration Model #:	TE-5025A	**Calibrator S/N:** **2454**		

Run	Vol. Init (m3)	Vol. Final (m3)	ΔVol. (m3)	ΔTime (min)	ΔP (mm Hg)	ΔH (in H2O)
1	1	2	1	1.4300	3.2	2.00
2	3	4	1	1.0040	6.4	4.00
3	5	6	1	0.9030	7.9	5.00
4	7	8	1	0.8590	8.7	5.50
5	9	10	1	0.7080	12.8	8.00

Data Tabulation

Vstd (m3)	Qstd (x-axis)	$\sqrt{\Delta H\left(\frac{Pa}{Pstd}\right)\left(\frac{Tstd}{Ta}\right)}$ (y-axis)	Va	Qa (x-axis)	$\sqrt{\Delta H\left(Ta/Pa\right)}$ (y-axis)
0.9917	0.6935	1.4113	0.9957	0.6963	0.8874
0.9874	0.9835	1.9959	0.9914	0.9875	1.2549
0.9854	1.0913	2.2315	0.9894	1.0957	1.4030
0.9843	1.1459	2.3405	0.9883	1.1506	1.4715
0.9789	1.3826	2.8227	0.9829	1.3882	1.7747
QSTD	**m=**	**2.05242**	**QA**	**m=**	**1.28519**
	b=	**-0.01383**		**b=**	**-0.00869**
	r=	**0.99994**		**r=**	**0.99994**

Calculations

Vstd=	ΔVol((Pa-ΔP)/Pstd)(Tstd/Ta)	**Va=**	ΔVol((Pa-ΔP)/Pa)
Qstd=	Vstd/ΔTime	**Qa=**	Va/ΔTime

For subsequent flow rate calculations:

Qstd= $1/m\left(\left(\sqrt{\Delta H\left(\frac{Pa}{Pstd}\right)\left(\frac{Tstd}{Ta}\right)}\right)-b\right)$

Qa= $1/m\left(\left(\sqrt{\Delta H\left(Ta/Pa\right)}\right)-b\right)$

Standard Conditions	
Tstd:	298.15 °K
Pstd:	760 mm Hg

Key

- ΔH: calibrator manometer reading (in H2O)
- ΔP: rootsmeter manometer reading (mm Hg)
- Ta: actual absolute temperature (°K)
- Pa: actual barometric pressure (mm Hg)
- b: intercept
- m: slope

RECALIBRATION

US EPA recommends annual recalibration per 1998 40 Code of Federal Regulations Part 50 to 51, Appendix B to Part 50, Reference Method for the Determination of Suspended Particulate Matter in the Atmosphere, 9.2.17, page 30

Tisch Environmental, Inc.
145 South Miami Avenue
Village of Cleves, OH 45002

www.tisch-env.com
TOLL FREE: (877)263-7610
FAX: (513)467-9009

輝創工程有限公司
Sun Creation Engineering Limited
Calibration & Testing Laboratory

Certificate of Calibration
校正證書

Certificate No. : C181755
證書編號

ITEM TESTED / 送檢項目 (Job No. / 序引編號 : IC18-0616) Date of Receipt / 收件日期 : 20 March 2018

Description / 儀器名稱 : Sound Level Calibrator
Manufacturer / 製造商 : Rion
Model No. / 型號 : NC-73
Serial No. / 編號 : 10486660
Supplied By / 委託者 : Envirotech Services Co.
Room 113, 1/F, My Loft, 9 Hoi Wing Road, Tuen Mun,
New Territories, Hong Kong

TEST CONDITIONS / 測試條件

Temperature / 溫度 : (23 ± 2)°C
Relative Humidity / 相對濕度 : (50 ± 25)%
Line Voltage / 電壓 : ---

TEST SPECIFICATIONS / 測試規範

Calibration check

DATE OF TEST / 測試日期 : 5 April 2018

TEST RESULTS / 測試結果

The results apply to the particular unit-under-test only.
The results do not exceed manufacturer's specification.
The results are detailed in the subsequent page(s).

The test equipment used for calibration are traceable to National Standards via :
- The Government of The Hong Kong Special Administrative Region Standard & Calibration Laboratory
- Agilent Technologies / Keysight Technologies
- Rohde & Schwarz Laboratory, Germany
- Fluke Everett Service Center, USA

Tested By 測試 : K C Lee
Engineer

Certified By 核證 : H C Chan
Engineer

Date of Issue 簽發日期 : 11 April 2018

The test equipment used for calibration are traceable to the Nation Standards as specified in this certificate. This certificate shall not be reproduced except in full, without the prior written approval of this laboratory.
本證書所載校正用之測試器材均可溯源至國際標準。局部複印本證書需先獲本實驗所書面批准。

Sun Creation Engineering Limited – Calibration & Testing Laboratory
c/o 4/F, 1 Hing On Lane, Tuen Mun, New Territories, Hong Kong
輝創工程有限公司 — 校正及檢測實驗所
c/o 香港新界屯門興安里一號四樓
Tel/電話: (852) 2927 2606 Fax/傳真: (852) 2744 8986 E-mail/電郵: callab@suncreation.com Website/網址: www.suncreation.com

Certificate of Calibration
校正證書

Certificate No. : C181755
證書編號

1. The unit-under-test (UUT) was allowed to stabilize in the laboratory for over 12 hours before the commencement of the test.

2. The results presented are the mean of 3 measurements at each calibration point.

3. Test equipment :

Equipment ID	Description	Certificate No.
CL130	Universal Counter	C173864
CL281	Multifunction Acoustic Calibrator	PA160023
TST150A	Measuring Amplifier	C181288

4. Test procedure : MA100N.

5. Results :

5.1 Sound Level Accuracy

UUT Nominal Value	Measured Value (dB)	Mfr's Spec. (dB)	Uncertainty of Measured Value (dB)
94 dB, 1 kHz	93.7	± 0.5	± 0.2

5.2 Frequency Accuracy

UUT Nominal Value (kHz)	Measured Value (kHz)	Mfr's Spec.	Uncertainty of Measured Value (Hz)
1	0.988	1 kHz ± 2 %	± 1

Remark : The uncertainties are for a confidence probability of not less than 95 %.

Note :
Only the original copy or the laboratory's certified true copy is valid.

The values given in this Certificate only relate to the values measured at the time of the test and any uncertainties quoted will not include allowance for the equipment long term drift, variations with environment changes, vibration and shock during transportation, overloading, mis-handling, or the capability of any other laboratory to repeat the measurement. Sun Creation Engineering Limited shall not be liable for any loss or damage resulting from the use of the equipment.

The test equipment used for calibration are traceable to the Nation Standards as specified in this certificate. This certificate shall not be reproduced except in full, without the prior written approval of this laboratory.
本證書所載校正用之測試器材均可溯源至國際標準。局部複印本證書需先獲本實驗所書面批准。

Sun Creation Engineering Limited – Calibration & Testing Laboratory
c/o 4/F, 1 Hing On Lane, Tuen Mun, New Territories, Hong Kong
輝創工程有限公司 — 校正及檢測實驗所
c/o 香港新界屯門興安里一號四樓
Tel/電話: (852) 2927 2606 Fax/傳真: (852) 2744 8986 E-mail/電郵: callab@suncreation.com Website/網址: www.suncreation.com

輝創工程有限公司
Sun Creation Engineering Limited
Calibration & Testing Laboratory

Certificate of Calibration
校正證書

Certificate No. : C183089
證書編號

ITEM TESTED / 送檢項目 (Job No. / 序引編號 : IC18-1132) Date of Receipt / 收件日期 : 31 May 2018

Description / 儀器名稱 : Sound Level Meter
Manufacturer / 製造商 : Rion
Model No. / 型號 : NL-52
Serial No. / 編號 : 00331805
Supplied By / 委託者 : Envirotech Services Co.
Room 113, 1/F, My Loft, 9 Hoi Wing Road, Tuen Mun,
New Territories, Hong Kong

TEST CONDITIONS / 測試條件

Temperature / 溫度 : (23 ± 2)°C
Relative Humidity / 相對濕度 : (50 ± 25)%
Line Voltage / 電壓 : ---

TEST SPECIFICATIONS / 測試規範

Calibration check

DATE OF TEST / 測試日期 : 10 June 2018

TEST RESULTS / 測試結果

The results apply to the particular unit-under-test only.
The results do not exceed manufacturer's specification.
The results are detailed in the subsequent page(s).

The test equipment used for calibration are traceable to National Standards via :
- The Government of The Hong Kong Special Administrative Region Standard & Calibration Laboratory
- Agilent Technologies / Keysight Technologies
- Rohde & Schwarz Laboratory, Germany
- Fluke Everett Service Center, USA

Tested By 測試 : K C Lee
Engineer

Certified By 核證 : H C Chan
Engineer

Date of Issue 簽發日期 : 14 June 2018

The test equipment used for calibration are traceable to the Nation Standards as specified in this certificate. This certificate shall not be reproduced except in full, without the prior written approval of this laboratory.
本證書所載校正用之測試器材均可溯源至國際標準。局部複印本證書需先獲本實驗所書面批准。

Sun Creation Engineering Limited – Calibration & Testing Laboratory
c/o 4/F, 1 Hing On Lane, Tuen Mun, New Territories, Hong Kong
輝創工程有限公司 — 校正及檢測實驗所
c/o 香港新界屯門興安里一號四樓
Tel/電話: (852) 2927 2606 Fax/傳真: (852) 2744 8986 E-mail/電郵: callab@suncreation.com Website/網址: www.suncreation.com

Certificate of Calibration
校正證書

Certificate No. : C183089
證書編號

1. The unit-under-test (UUT) was allowed to stabilize in the laboratory for over 12 hours, and switched on to warm up for over 10 minutes before the commencement of the test.

2. Self-calibration was performed before the test.

3. The results presented are the mean of 3 measurements at each calibration point.

4. Test equipment :

Equipment ID	Description	Certificate No.
CL280	40 MHz Arbitrary Waveform Generator	C180024
CL281	Multifunction Acoustic Calibrator	PA160023

5. Test procedure : MA101N.

6. Results :

6.1 Sound Pressure Level

6.1.1 Reference Sound Pressure Level

UUT Setting				Applied Value		UUT Reading (dB)	IEC 61672 Class 1 Spec. (dB)
Range (dB)	Function	Frequency Weighting	Time Weighting	Level (dB)	Freq. (kHz)		
30 - 130	L_A	A	Fast	94.00	1	94.2	± 1.1

6.1.2 Linearity

UUT Setting				Applied Value		UUT Reading (dB)
Range (dB)	Function	Frequency Weighting	Time Weighting	Level (dB)	Freq. (kHz)	
30 - 130	L_A	A	Fast	94.00	1	94.2 (Ref.)
				104.00		104.2
				114.00		114.2

IEC 61672 Class 1 Spec. : ± 0.6 dB per 10 dB step and ± 1.1 dB for overall different.

6.2 Time Weighting

UUT Setting				Applied Value		UUT Reading (dB)	IEC 61672 Class 1 Spec. (dB)
Range (dB)	Function	Frequency Weighting	Time Weighting	Level (dB)	Freq. (kHz)		
30 - 130	L_A	A	Fast	94.00	1	94.2	Ref.
			Slow			94.2	± 0.3

The test equipment used for calibration are traceable to the Nation Standards as specified in this certificate. This certificate shall not be reproduced except in full, without the prior written approval of this laboratory.
本證書所載校正用之測試器材均可溯源至國際標準。局部複印本證書需先獲本實驗所書面批准。

Sun Creation Engineering Limited – Calibration & Testing Laboratory
c/o 4/F, 1 Hing On Lane, Tuen Mun, New Territories, Hong Kong
輝創工程有限公司 — 校正及檢測實驗所
c/o 香港新界屯門興安里一號四樓
Tel/電話: (852) 2927 2606 Fax/傳真: (852) 2744 8986 E-mail/電郵: callab@suncreation.com Website/網址: www.suncreation.com

Certificate of Calibration
校正證書

Certificate No. : C183089
證書編號

6.3 Frequency Weighting

6.3.1 A-Weighting

UUT Setting				Applied Value		UUT Reading (dB)	IEC 61672 Class 1 Spec. (dB)
Range (dB)	Function	Frequency Weighting	Time Weighting	Level (dB)	Freq.		
30 - 130	L_A	A	Fast	94.00	63 Hz	67.9	-26.2 ± 1.5
					125 Hz	78.0	-16.1 ± 1.5
					250 Hz	85.5	-8.6 ± 1.4
					500 Hz	91.0	-3.2 ± 1.4
					1 kHz	94.2	Ref.
					2 kHz	95.4	+1.2 ± 1.6
					4 kHz	95.2	+1.0 ± 1.6
					8 kHz	93.2	-1.1 (+2.1 ; -3.1)
					12.5 kHz	89.8	-4.3 (+3.0 ; -6.0)

6.3.2 C-Weighting

UUT Setting				Applied Value		UUT Reading (dB)	IEC 61672 Class 1 Spec. (dB)
Range (dB)	Function	Frequency Weighting	Time Weighting	Level (dB)	Freq.		
30 - 130	L_C	C	Fast	94.00	63 Hz	93.3	-0.8 ± 1.5
					125 Hz	94.0	-0.2 ± 1.5
					250 Hz	94.2	0.0 ± 1.4
					500 Hz	94.2	0.0 ± 1.4
					1 kHz	94.2	Ref.
					2 kHz	94.1	-0.2 ± 1.6
					4 kHz	93.4	-0.8 ± 1.6
					8 kHz	91.3	-3.0 (+2.1 ; -3.1)
					12.5 kHz	87.9	-6.2 (+3.0 ; -6.0)

Remarks :
- UUT Microphone Model No. : UC-59 & S/N : 04870
- Mfr's Spec. : IEC 61672 Class 1
- Uncertainties of Applied Value :

94 dB	: 63 Hz - 125 Hz	: ± 0.35 dB
	250 Hz - 500 Hz	: ± 0.30 dB
	1 kHz	: ± 0.20 dB
	2 kHz - 4 kHz	: ± 0.35 dB
	8 kHz	: ± 0.45 dB
	12.5 kHz	: ± 0.70 dB
104 dB	: 1 kHz	: ± 0.10 dB (Ref. 94 dB)
114 dB	: 1 kHz	: ± 0.10 dB (Ref. 94 dB)

- The uncertainties are for a confidence probability of not less than 95 %.

Note :
Only the original copy or the laboratory's certified true copy is valid.

The values given in this Certificate only relate to the values measured at the time of the test and any uncertainties quoted will not include allowance for the equipment long term drift, variations with environment changes, vibration and shock during transportation, overloading, mis-handling, or the capability of any other laboratory to repeat the measurement. Sun Creation Engineering Limited shall not be liable for any loss or damage resulting from the use of the equipment.

The test equipment used for calibration are traceable to the Nation Standards as specified in this certificate. This certificate shall not be reproduced except in full, without the prior written approval of this laboratory.
本證書所載校正用之測試器材均可溯源至國際標準。局部複印本證書需先獲本實驗所書面批准。

Sun Creation Engineering Limited – Calibration & Testing Laboratory
c/o 4/F, 1 Hing On Lane, Tuen Mun, New Territories, Hong Kong
輝創工程有限公司 — 校正及檢測實驗所
c/o 香港新界屯門興安里一號四樓
Tel/電話: (852) 2927 2606 Fax/傳真: (852) 2744 8986 E-mail/電郵: callab@suncreation.com Website/網址: www.suncreation.com

Annex G

Summary of Event/ Action Plans

Annex G1 Event and Action Plan for Regular Construction Noise Monitoring

EVENT	Action			
	Contractor's Environmental Team (Contractor's ET)	**Independent Environmental Checker (IEC)**	**Engineer Representative (ER)**	**The Contractor**
Exceeding Action Level	1. Notify the IEC, Contractor and ER; 2. Discuss with the ER, IEC and Contractor on the remedial measures required; 3. Increase the monitoring frequency to check mitigation effectiveness.	1. Review the investigation results submitted by the contractor; 2. Review and advise the ET and ER on the effectiveness of the remedial measures proposed by the Contractor.	1. Confirm receipt of notification of complaint in writing ; 2. Notify the Contractor, IEC and ET; 3. Review and agree on the remedial measures proposed by the Contractor; 4. Supervise the implementation of remedial measures.	1. Investigate the complaint and propose remedial measures; 2. Report the results of investigation to the IEC, ET and ER; 3. Submit noise mitigation proposals to the ER with copy to the IEC and ET within 3 working days of notification; 4. Implement noise mitigation proposals.
Exceeding Limit Level	1. Notify the IEC, Contractor and EPD; 2. Repeat measurement to confirm findings; 3. Increase the monitoring frequency; 4. Carry out analysis of the Contractor's working procedures to determine possible mitigation to be implemented; 5. Arrange meeting with the IEC, Contractor and ER to discuss the remedial measures to be taken; 6. Inform the IEC, ER and EPD the causes and actions taken for the exceedances 7. Assess the effectiveness of the Contractor's remedial measures and keep the IEC, ER and EPD informed of the results	1. Check the monitoring data submitted by the ET; 2. Check the Contractor's working method; 3. Discuss with the ET, ER, and Contractor on the potential remedial measures; 4. Review and advise the ET and ER on the effectiveness of the remedial measures proposed by the Contractor	1. Confirm receipt of notification of exceedance in writing; 2. Notify the Contractor, IEC and ET; 3. In consultation with the ET and IEC, agree with the Contractor on the remedial measures to be implemented; 4. Supervise the implementation of remedial measures; 5. If exceedance continues, consider what portion of the work is responsible and instruct the Contractor to stop that portion of work until the exceedance is abated.	1. Identify reason(s) and investigate the causes of exceedance; 2. Take immediate action to avoid further exceedance; 3. Submit proposals for remedial measures to the ER with a copy to the IEC and ET within three working days of notification; 4. Implement the agreed proposals; 5. Revise and resubmit proposals if problem is still not under control; 6. Stop the relevant portion of works as determined by the ER until the exceedance is abated.

Annex G2 Event and Action Plan for Continuous Noise Monitoring

Event	Action			
	Works Contract 1109 ET	**IEC**	**ER**	**Contractor**
Exceeding Action/Limit Level	1. Identify source 2. Repeat measurement. If two consecutive measurements exceed Action/Limit Level, the exceedance is then confirmed 3. If exceedance is confirmed, notify IEC, ER and Contractor 4. Investigate the cause of exceedance and check Contractor's working procedures to determine possible mitigation to be implemented 5. Discuss jointly with the IEC, ER and Contractor and formulate remedial measures 6. Assess effectiveness of Contractor's remedial actions and keep IEC and ER informed of the results	1. Check monitoring data submitted by the Works Contract 1109 ET 2. Check the Contractor's working method 3. Discuss with the ER, Works Contract 1109 ET and Contractor on the potential remedial measures 4. Review and advise the Works Contract 1109 ET and ER on the effectiveness of the remedial measures proposed by the Contractor	1. Confirm receipt of notification of exceedance in writing 2. Notify the Contractor and IEC 3. In consultation with the Works Contract 1109 ET and IEC, agree with the Contractor on the remedial measures to be implemented 4. Ensure the proper implementation of remedial measures 5. If exceedance continues, consider what portion of the work is responsible and instruct the Contractor to stop that portion of work until the exceedance is abated	1. Identify source with Works Contract 1109 ET 2. If exceedance is confirmed, investigate the cause of exceedance and take immediate action to avoid further exceedance 3. Submit proposals for remedial measures to the ER with copy to the IEC and ET of notification 4. Implement the agreed proposals 5. Liaise with ER to optimize the effectiveness of the agreed mitigation 6. Revise and resubmit proposals if problem still not under control 7. Stop the relevant portion of works as determined by the ER until the exceedance is abated

Annex G3 Event and Action Plan for Construction Dust Monitoring

Event	Action			
	Contractor's Environmental Team (Contractor's ET)	**Independent Environmental Checker (IEC)**	**Engineer Representative (ER)**	**The Contractor**
Action Level				
Exceedance for one sample	1. Inform the IEC, Contractor and ER; 2. Discuss with the Contractor, IEC and ER on the remedial measures required; 3. Repeat measurement to confirm findings; 4. Increase the monitoring frequency	1. Check the monitoring data submitted by the ET; 2. Check the Contractor's working method; 3. Review and advise the ET and ER on the effectiveness of the proposed remedial measures.	1. Confirm receipt of notifications of exceedance in writing;	1. Identify reason(s), investigate the causes of exceedance and propose remedial measures; 2. Implement remedial measures; 3. Amend working methods and agree them with the ER as appropriate.
Exceedance for two or more consecutive samples	1. Inform the IEC, Contractor and ER; 2. Discuss with the ER, IEC and Contractor on the remedial measures required; 3. Repeat measurements to confirm findings; 4. Increase the monitoring frequency to daily; 5. If exceedance continues, arrange meeting with the IEC, ER and Contractor; 6. If exceedance stops, the monitoring frequency will resume normal.	1. Check the monitoring data submitted by the ET; 2. Check the Contractor's working method; 3. Review and advise the ET and ER on the effectiveness of the proposed remedial measures.	1. Confirm receipt of notification of exceedance in writing; 2. Notify the Contractor, IEC and ET; 3. Review and agree on the remedial measures proposed by the Contractor; 4. Supervise the Implementation of remedial measures.	1. Identify reasons and investigate the causes of exceedance; 2. Submit proposals of remedial measures to the ER with a copy to the ET and IEC within three working days of notification; 3. Implement the agreed proposals; 4. Amend the proposal as appropriate.

Event	Action			
	Contractor's Environmental Team (Contractor's ET)	**Independent Environmental Checker (IEC)**	**Engineer Representative (ER)**	**The Contractor**
Limit Level				
Exceedance for one sample	1. Inform the IEC, Contractor and ER; 2. Repeat measurement to confirm findings; 3. Increase the monitoring frequency to daily; 4. Discuss with the ER, IEC and contractor on the remedial measures and assess the effectiveness.	1. Check the monitoring data submitted by the ET; 2. Check the Contractor's working method; 3. Discuss with the ET, ER and Contractor on possible remedial measures; 4. Review and advise the ER and ET on the effectiveness of Contractor's remedial measures.	1. Confirm receipt of notification of exceedance in writing; 2. Notify the Contractor, IEC and ET; 3. Review and agree on the remedial measures proposed by the Contractor; 4. Supervise the implementation of remedial measures.	1. Identify reason(s) and investigate the causes of exceedance; 2. Take immediate action to avoid further exceedance; 3. Submit proposals of remedial measures to ER with a copy to the ET and IEC within three working days of notification; 4. Implement the agreed proposals; 5. Amend proposal if appropriate.
Exceedance for two or more consecutive samples	1. Notify the IEC, Contractor and EPD; 2. Repeat measurement to confirm findings; 3. Increase the monitoring frequency to daily; 4. Carry out analysis of the Contractor's working procedures with the ER to determine possible mitigation to be implemented; 5. Arrange meeting with the IEC, Contractor and ER to discuss the remedial measures to be taken; 6. Review the effectiveness of the Contractor's remedial measures and keep the IEC, EPD and ER informed of the results; 7. If exceedance stops, the monitoring frequency will return to normal.	1. Check the monitoring data submitted by the ET; 2. Check the Contractor's working method; 3. Discuss with the ET, ER, and Contractor on the potential remedial measures; 4. Review and advise the ER and ET on the effectiveness of Contractor's remedial measures.	1. Confirm receipt of notification of exceedance in writing; 2. Notify the Contractor, IEC and ET; 3. In consultation with the ET and IEC, agree with the Contractor on the remedial measures to be implemented; 4. Supervise the implementation of remedial measures; 5. If exceedance continues, consider what portion of the work is responsible and instruct the Contractor to stop that portion of work until the exceedance is abated.	1. Identify reason(s) and investigate the causes of exceedance; 2. Take immediate actions to avoid further exceedance; 3. Submit proposals of remedial measures to the ER with a copy to the IEC and ET within three working days of notification; 4. Implement the agreed proposals; 5. Revise and resubmit proposals if problem still not under control; 6. Stop the relevant portion of works as determined by the ER until the exceedance is abated.

Annex G4 Event and Action Plan for Landscape and Visual Impacts during the Construction Phase

Event	Action			
	Contractor's Environmental Team (Contractor's ET)	**Independent Environmental Checker (IEC)**	**Engineer Representative (ER)**	**The Contractor**
Non-conformity on one occasion	1. Inform the Contractor, the IEC and the ER. 2. Discuss remedial actions with the IEC, ER and Contractor. 3. Monitor remedial actions until rectification has been completed.	1. Check the inspection report. 2. Check the Contractor's working method. 3. Discuss with the ET, ER and Contractor on possible remedial measures. 4. Advise the ER on the effectiveness of proposed remedial measures.	1. Confirm receipt of notifications of nonconformity in writing. 2. Review and agree on the remedial measures proposed by the Contractor. 3. Supervise the implementation of remedial measures.	1. Identify reasons and investigate the non-conformity. 2. Implement remedial measures 3. Amend working methods and agree them with the ER as appropriate. 4. Rectify the damage and undertake any necessary replacement.
Repeated Nonconformity	1. Identify Reasons. 2. Inform the Contractor, IEC and ER. 3. Increase the inspection frequency. 4. Discuss remedial actions with the IEC, ER and Contractor. 5. Monitor remedial actions until rectification has been completed. 6. If non-conformity stops, the inspection frequency return to normal (ie,. Once every two weeks)	1. Check the inspection report. 2. Check the Contractor's working method. 3. Discuss with the ET and Contractor on possible remedial measures. 4. Advise the ER on the effectiveness of proposed remedial measures.	1. Notify the Contractor. 2. In consultation with the ET and IEC, agree with the Contractor on the remedial measures to be implemented. 3. Supervise the implementation of remedial measures.	1. Identify Reasons and investigate the non-conformity. 2. Implement remedial measures. 3. Amend working methods and agree them with the ER as appropriate. 4. Rectify the damage and undertake any necessary replacement. 5. Stop relevant works as determined by the ER until the non-conformity is abated.

Annex H

Summary of Implementation Status of Environmental Mitigation

Annex H Environmental Mitigation Implementation Status – SCL Works Contract 1109 (Stations and Tunnels of Kowloon City Section)

Note:

*	Reference has been made to the approved SCL (TAW-HUH) EM&A Manual.
√	Compliance of Mitigation Measures
<>	Compliance of Mitigation but need improvement
x	Non-compliance of Mitigation Measures
▲	Non-compliance of Mitigation Measures but rectified by Samsung-Hsin Chong JV
Δ	Deficiency of Mitigation Measures but rectified by Samsung-Hsin Chong JV
N/A	Not Applicable in Reporting Period

EIA Ref.	EM&A Log Ref*	Recommended Mitigation Measures	Objectives of the Recommended Measures & Main Concerns to address	Who to implement the measures?	Location of the implementation of measures	When to implement the measures?	Implementation Status
Cultural Heritage Impact							
S4.9	CH3	Submit an Archaeological Action Plan Conduct survey-cum-excavation and additional boreholes/trenches investigation at the Sacred Hill (North) Study Area prior to construction.	Salvage cultural remains at the Sacred Hill (North) Study Area	Contractor	Sacred Hill (North) Area	Prior to the Construction Phase of TKW and associated tunnels	√
Ecology (Construction Phase)							
S5.7	E5	Good Site Practices Impact on any habitats or local fauna should be avoided by implementing good site practices, including the containment of silt runoff within the site boundary, containment of contaminated soils for removal from the site, appropriate storage of chemicals and chemical waste away from sites of ecological value and the provision of sanitary facilities for on-site workers. Adoption of such measures should permit waste to be suitably contained within the site for subsequent removal and appropriate disposal.	Minimise ecological impacts	Contractor	All construction sites	Construction Stage	√

EIA Ref.	EM&A Log Ref*	Recommended Mitigation Measures	Objectives of the Recommended Measures & Main Concerns to address	Who to implement the measures?	Location of the implementation of measures	When to implement the measures?	Implementation Status
		The following good site practices should also be implemented: • Erection of temporary geotextile silt or sediment fences/oil traps around earth-moving works to trap sediments and prevent them from entering watercourses; • Avoidance of soil storage against trees or close to water bodies; • Delineation of works site by erecting hoardings to prevent encroachment onto adjacent habitats and fence off areas which have some ecological value e.g. tunnel on hill at top of slope stabilisation works; • No on-site burning of waste; • Store waste and refuse in appropriate receptacles.					
Landscape & Visual (Construction Phase)							
S6.9.3	LV1	The following good site practices and measures for minimisation and avoidance of potential impacts are recommended: <u>Re-use of Existing Soil</u> • For soil conservation, existing topsoil shall be re-used where possible for new planting areas within the project. The construction program shall consider using the soil removed from one phase for backfilling another. Suitable storage ground, gathering ground and mixing	Minimize visual & landscape impact	Contractor	Within Project Site	Construction Stage	√

EIA Ref.	EM&A Log Ref*	Recommended Mitigation Measures	Objectives of the Recommended Measures & Main Concerns to address	Who to implement the measures?	Location of the implementation of measures	When to implement the measures?	Implementation Status
		ground may be set up on-site as necessary. <u>No-intrusion Zone</u> • To maximize protection to existing trees, ground vegetation and associated under storey habitats, construction contracts may designate "No-intrusion Zone" to various areas within the site boundary with rigid and durable fencing . The contractor should closely monitor and restrict the site working staff from entering the "no-intrusion zone", even for indirect construction activities and storage of equipment. <u>Protection of Retained Trees</u> • All retained trees including trees in contractor's works sites should be recorded and photographed at the commencement of the Contract, and carefully protected during the construction period. Detailed tree protection specification shall be allowed and included in the Contract Specification, which specifies the tree protection requirement, submission and approval system, and the tree monitoring system. • The Contractor shall be required to submit, for approval, a detailed working method statement for the protection of trees prior to undertaking any works adjacent to all retained trees, including					

EIA Ref.	EM&A Log Ref*	Recommended Mitigation Measures	Objectives of the Recommended Measures & Main Concerns to address	Who to implement the measures?	Location of the implementation of measures	When to implement the measures?	Implementation Status
		trees in Contractor's works sites.					
S6.12	LV2	Decorative Hoarding • Erection of decorative screen in visual and landscape sensitive areas during the construction stage to screen off undesirable views of the construction site . Hoarding should be designed to be compatible with the existing urban context. Management of facilities on work sites • To provide proper management of the on-site facilities, control the height and disposition/ arrangement of all facilities on the works site to minimize visual impact to adjacent Visual Sensitive Receivers (VSRs). Tree Transplanting • Trees of high to medium survival rates that would be affected by the works shall be transplanted where possible and practicable. Tree transplanting proposal including the final locations for the transplanted trees shall be submitted separately to seek relevant government department's approval, in accordance with ETWB TCW No 3/2006.	Minimize visual & landscape impact	Contractor	Within Project Site	Construction Stage	√
Construction Dust							
S7.6.5	D1	The contractor shall follow the procedures and requirements given in the Air Pollution Control (Construction Dust) Regulation.	Minimize dust impact at the nearby sensitive receivers	Contractor	All construction sites	Construction stage	√

EIA Ref.	EM&A Log Ref*	Recommended Mitigation Measures	Objectives of the Recommended Measures & Main Concerns to address	Who to implement the measures?	Location of the implementation of measures	When to implement the measures?	Implementation Status
S7.6.5	D2	Mitigation measures in form of regular watering under a good site practice should be adopted. Watering once per hour on exposed worksites and haul roads in the Kowloon area should be conducted to achieve dust removal efficiencies of 91.7%. While the above watering frequencies are to be followed, the extent of watering may vary depending on actual site conditions but should be sufficient to maintain an equivalent intensity of no less than 1.8 l/m^2 to achieve the dust removal efficiency	Minimize dust impact at the nearby sensitive receivers	Contractor	All construction sites	Construction stage	√
S7.6.5	D3	• Proper watering of exposed spoil should be undertaken throughout the construction phase; • Any excavated or stockpile of dusty material should be covered entirely by an impervious sheeting or sprayed with water to maintain an entirely wet surface and then removed or backfilled or reinstated where practicable within 24 hours of the excavation or unloading; • Any dusty materials remaining after a stockpile has been removed should be wetted with water and cleared from the surface of roads; • A stockpile of dusty materials should not be extended beyond the pedestrian barriers, fencing or traffic cones. • The load of dusty materials on a vehicle leaving a construction site should be covered entirely by an impervious	Minimize dust impact at the nearby sensitive receivers	Contractor	All construction sites	Construction stage	√

EIA Ref.	EM&A Log Ref*	Recommended Mitigation Measures	Objectives of the Recommended Measures & Main Concerns to address	Who to implement the measures?	Location of the implementation of measures	When to implement the measures?	Implementation Status
		sheeting to ensure that the dusty materials do not leak from the vehicle; • Where practicable, vehicle washing facilities with high pressure water jet should be provided at every discernible or designated vehicle exit point. The area where vehicle washing takes place and the road section between the washing facilities and the exit point should be paved with concrete, bituminous materials or hardcores; • When there are open excavation and reinstatement works, hoarding of not less than 2.4m high should be provided and properly maintained as far as practicable along the site boundary with provision for public crossing. Good site practice shall also be adopted by the Contractor to ensure the conditions of the hoardings are properly maintained throughout the construction period; • The portion of any road which leads only to construction site and is within 30m of a vehicle entrance or exit should be kept clear of dusty materials; • Surfaces where any pneumatic or power-driven drilling, cutting, polishing or other mechanical breaking operations take place should be sprayed with water or a dust suppression chemical continuously; • Any area that involves demolition activities should be sprayed with water or					

EIA Ref.	EM&A Log Ref*	Recommended Mitigation Measures	Objectives of the Recommended Measures & Main Concerns to address	Who to implement the measures?	Location of the implementation of measures	When to implement the measures?	Implementation Status
		a dust suppression chemical immediately prior to, during and immediately after the activities so as to maintain an entirely wet surface • Where a scaffolding is erected around the perimeter of a building under construction, effective dust screens, sheeting or netting should be provided to enclose the scaffolding from the ground floor level of the building upward, or a canopy should be provided from the first floor level up to the highest level of the scaffolding; • Any skip hoist for material transport should be totally enclosed by an impervious sheeting; • Every stock of more than 20 bags of cement or dry pulverised fuel ash (PFA) should be covered entirely by an impervious sheeting or placed in an area sheltered on the top and 3 sides; • Cement or dry PFA delivered in bulk should be stored in a closed silo fitted with an audible high level alarm which is interlocked with the material filling line and no overfilling is allowed; • Loading, unloading, transfer, handling or storage of bulk cement or dry PFA should be carried out in a totally enclosed system or facility, and any vent or exhaust should be fitted with an effective fabric filter or equivalent air pollution control system;					

EIA Ref.	EM&A Log Ref*	Recommended Mitigation Measures	Objectives of the Recommended Measures & Main Concerns to address	Who to implement the measures?	Location of the implementation of measures	When to implement the measures?	Implementation Status
		and • Exposed earth should be properly treated by compaction, turfing, hydroseeding, vegetation planting or sealing with latex, vinyl, bitumen, shotcrete or other suitable surface stabiliser within six months after the last construction activity on the construction site or part of the construction site where the exposed earth lies.					
S7.6.5	D6	Implement regular dust monitoring under EM&A programme during the construction stage.	Monitoring of dust impact	Contractor	Selected representative dust monitoring station	Construction stage	√
EP Condition 2.18(a)	D7	Watering once every working hour for active works areas, exposed areas and paved haul roads shall be provided in Kowloon area to keep these active works areas, exposed areas and paved haul roads wet.	Minimize construction dust impact	Contractor	All construction sites	Construction stage	√
EP Condition 2.19	D8	All diesel fuelled construction plant, including marine vessels if possible, used by the contractors within the works areas of the Project shall be powered by ultra low sulphur diesel fuel.	Minimize aerial emissions of sulphur dioxide from construction plant	Contractor	All construction sites	Construction stage	√
Construction Noise (Airborne)							
S8.3.6	N1	Implement the following good site practices: • only well-maintained plant should be operated on-site and plant should be serviced regularly during the construction programme; • machines and plant (such as trucks, cranes) that may be in intermittent use should be shut down between work	Control construction airborne noise	Contractor	All construction sites	Construction stage	√

EIA Ref.	EM&A Log Ref*	Recommended Mitigation Measures	Objectives of the Recommended Measures & Main Concerns to address	Who to implement the measures?	Location of the implementation of measures	When to implement the measures?	Implementation Status
		periods or should be throttled down to a minimum; • plant known to emit noise strongly in one direction, where possible, should be orientated so that the noise is directed away from nearby NSRs; • silencers or mufflers on construction equipment should be properly fitted and maintained during the period of construction works; • mobile plant should be sited as far away from NSRs as possible and practicable; • material stockpiles, mobile container site office and other structures should be effectively utilised, where practicable, to screen noise from on-site construction activities.					
S8.3.6	N2	Install temporary hoarding located on the site boundaries between noisy construction activities and NSRs. The conditions of the hoardings shall be properly maintained throughout the construction period.	Reduce the construction noise levels at low-level zone of NSRs through partial screening.	Contractor	All construction sites	Construction stage	√
S8.3.6	N3	Install movable noise barriers (typical design is wooden framed barrier with a small-cantilevered on a skid footing with 25mm thick internal sound absorptive lining), acoustic mat or full enclosure, screen the noisy plants including air compressor, generators and saw.	Screen the noisy plant items to be used at all construction sites	Contractor	All construction sites where practicable	Construction stage	√
S8.3.6	N4	Use "Quiet plants"	Reduce the noise levels of plant items	Contractor	All construction sites where practicable	Construction stage	√
S8.3.6	N5	Sequencing operation of construction plants	Operate sequentially within	Contractor	Contractor All	Construction stage	√

EIA Ref.	EM&A Log Ref*	Recommended Mitigation Measures	Objectives of the Recommended Measures & Main Concerns to address	Who to implement the measures?	Location of the implementation of measures	When to implement the measures?	Implementation Status
		where practicable.	the same work site to reduce the construction airborne noise		construction sites where practicable		
S8.3.6	N6	Implement noise monitoring under EM&A programme.	Monitor the construction noise levels at the selected representative locations	Contractor	Selected representative noise monitoring station	Construction stage	√
Water Quality							
S10.7.1	W1	In accordance with the Practice Note for Professional Persons on Construction Site Drainage, Environmental Protection Department, 1994 (ProPECC PN1/94), construction phase mitigation measures shall include the following: <u>Construction Runoffs and Site Drainage</u> • At the start of the site establishment, perimeter cut-off drains to direct off-site water around the site should be constructed with internal drainage works and erosion and sedimentation control facilities implemented. Channels (both temporary and permanent drainage pipes and culverts), earth bunds or sand bag barriers should be provided on site to direct stormwater to silt removal facilities. The design of the temporary on-site drainage system will be undertaken by the Contractor prior to the commencement of construction. • The dikes or embankments for flood protection should be implemented around the boundaries of earthwork areas. Temporary ditches should be provided to	To minimise water quality impact from construction site runoffs and general construction activities	Contractor	All construction sites where practicable	Construction stage	√

EIA Ref.	EM&A Log Ref*	Recommended Mitigation Measures	Objectives of the Recommended Measures & Main Concerns to address	Who to implement the measures?	Location of the implementation of measures	When to implement the measures?	Implementation Status
		facilitate the runoff discharge into an appropriate watercourse, through a site/sediment trap. The sediment/silt traps should be incorporated in the permanent drainage channels to enhance deposition rates. • The design of efficient silt removal facilities should be based on the guidelines in Appendix A1 of ProPECC PN 1/94, which states that the retention time for silt/sand traps should be 5 minutes under maximum flow conditions. Sizes may vary depending upon the flow rate, but for a flow rate of 0.1 m^3/s, a sedimentation basin of $30m^3$ would be required and for a flow rate of 0.5 m^3/s the basin would be 150 m^3. The detailed design of the sand/silt traps shall be undertaken by the Contractor prior to the commencement of construction. • All exposed earth areas should be completed and vegetated as soon as possible after earthworks have been completed, and definitely, within 14 days of the cessation of earthworks where practicable. Exposed slope surfaces should be covered by tarpaulin or other means. • The overall slope of the site should be kept to a minimum to reduce the erosive potential of surface water flows, and all traffic areas and access roads protected by					

EIA Ref.	EM&A Log Ref*	Recommended Mitigation Measures	Objectives of the Recommended Measures & Main Concerns to address	Who to implement the measures?	Location of the implementation of measures	When to implement the measures?	Implementation Status
		coarse stone ballast. An additional advantage from the use of crushed stone is the positive traction gained during prolonged periods of inclement weather and the reduction of surface sheet flows. • All drainage facilities and erosion and sediment control structures should be regularly inspected and maintained to ensure proper and efficient operations at all times and particularly following rainstorms. Deposited silts and grits should be removed regularly and disposed of by spreading them evenly over stable, vegetated areas. • Measures should be taken to minimise the ingress of site drainage into excavations. If the excavation of trenches in wet periods is necessary, trenches should be dug and backfilled in short sections wherever practicable. Water pumped out from trenches or foundation excavations should be discharged into storm drains via silt removal facilities. • Open stockpiles of construction materials (for example, aggregates, sand and fill material) of more than 50m^3 should be covered with tarpaulin or similar fabric during rainstorms. Measures should be taken to prevent the washing away of construction materials, soil, silt or debris into any drainage system. • Manholes (including newly constructed					

EIA Ref.	EM&A Log Ref*	Recommended Mitigation Measures	Objectives of the Recommended Measures & Main Concerns to address	Who to implement the measures?	Location of the implementation of measures	When to implement the measures?	Implementation Status
		ones) should always be adequately covered and temporarily sealed so as to prevent silt, construction materials or debris being washed into the drainage system and storm runoff being directed into foul sewers. • Precautions should be taken at any time of year when rainstorms are likely. Actions to be taken when a rainstorm is imminent or forecasted, and actions to be taken during or after rainstorms are summarised in Appendix A2 of ProPECC PN 1/94. Particular attention should be paid to the control of silty surface runoffs during storm events, especially for areas located near steep slopes. • All vehicles and plant should be cleaned before leaving a construction site to ensure that no earth, mud, debris and the like is deposited by them on roads. An adequately designed and sited wheel washing facilities should be provided at every construction site exit where practicable. Wash-water should have sand and silt settled out and removed at least on a weekly basis to ensure the continued efficiency of the process. The section of access road leading to, and exiting from, the wheel-wash bay to the public road should be paved with sufficient backfall toward the wheel-wash bay to prevent vehicle tracking of soil and					

EIA Ref.	EM&A Log Ref*	Recommended Mitigation Measures	Objectives of the Recommended Measures & Main Concerns to address	Who to implement the measures?	Location of the implementation of measures	When to implement the measures?	Implementation Status
		silty water to public roads and drains. • Oil interceptors should be provided in the drainage system downstream of any oil/fuel pollution sources. The oil interceptors should be emptied and cleaned regularly to prevent the release of oil and grease into the storm water drainage system after accidental spillage. A bypass should be provided for the oil interceptors to prevent flushing during heavy rain. • Construction solid waste, debris and rubbish on site should be collected, handled and disposed of properly to avoid water quality impacts. • All fuel tanks and storage areas should be provided with locks and sited in sealed areas, within bunds of a capacity equal to 110% of the storage capacity of the largest tank to prevent spilled fuel oils from reaching nearby water sensitive receivers. • All the earth works should be conducted sequentially to limit the amount of construction runoffs generated from exposed areas during the wet season (April to September) as far as practicable. • Adopt best management practices					
S10.7.1	W2	<u>Tunnelling Works</u> • Uncontaminated discharge should pass through sedimentation tanks prior to off-site discharge. • The wastewater with a high concentration	To minimize construction water quality impact from tunnelling works	Contractor	All tunnelling portion	Construction stage	N/A

EIA Ref.	EM&A Log Ref*	Recommended Mitigation Measures	Objectives of the Recommended Measures & Main Concerns to address	Who to implement the measures?	Location of the implementation of measures	When to implement the measures?	Implementation Status
		of suspended solids should be treated (e.g. by sedimentation tanks with sufficient retention time) before discharge. Oil interceptors would also be required to remove oil, lubricants and grease from the wastewater. • Direct discharge of the bentonite slurry (as a result of D-wall and bored tunnelling construction) is not allowed. The slurry should be reconditioned and reused wherever practicable. Temporary storage locations (typically a properly closed warehouse) should be provided on site for any unused bentonite that needs to be transported away after all the related construction activities have been completed. The requirements in ProPECC PN 1/94 should be adhered to in the handling and disposal of bentonite slurries.					
S10.7.1	W3	Sewage Effluent Portable chemical toilets and sewage holding tanks are recommended for handling the construction sewage generated by the workforce. A licensed contractor should be employed to provide appropriate and adequate portable toilets and be responsible for their appropriate disposal and maintenance.	To minimize water quality from sewage effluent	Contractor	All construction sites where practicable	Construction stage	√
S10.7.1	W4	Groundwater from Contaminated Area in case contamination is found: • No direct discharge of groundwater from	To minimize groundwater quality impact from contaminated area	Contractor	Excavation areas where contamination is found.	Construction stage	N/A

EIA Ref.	EM&A Log Ref*	Recommended Mitigation Measures	Objectives of the Recommended Measures & Main Concerns to address	Who to implement the measures?	Location of the implementation of measures	When to implement the measures?	Implementation Status
		contaminated areas is allowed. Prior to the excavation works within potentially contaminated areas, the groundwater quality should be reviewed with reference to the site investigation data in the EIA report for compliance and the Technical Memorandum on Standards for Effluents Discharged into Drainage on Sewerage Systems, Inland and Coastal Waters (TM-Water). The existence of prohibited substance should be confirmed. The review results should be submitted to EPD for examination if the review results indicate that the groundwater to be generated from the excavation works would be contaminated. The contaminated groundwater should be either properly treated in compliance with the requirements of the TM-Water or properly recharged into the ground. • If wastewater treatment is deployed, the wastewater treatment unit shall deploy suitable treatment process (e.g. oil interceptor / activated carbon) to reduce the pollution level to an acceptable standard and remove any prohibited substances (e.g. total petroleum hydrocarbon (TPH)) to undetectable range. All treated effluent from the wastewater treatment plant shall meet the requirements as stated in TM Water and should be discharged into the foul sewers.					

EIA Ref.	EM&A Log Ref*	Recommended Mitigation Measures	Objectives of the Recommended Measures & Main Concerns to address	Who to implement the measures?	Location of the implementation of measures	When to implement the measures?	Implementation Status
		• If groundwater recharging wells are deployed, recharging wells should be installed as appropriate for recharging the contaminated groundwater back into the ground. The recharging wells should be selected at places where the groundwater quality will not be affected by the recharge operation as indicated in the Section 2.3 of TM-Water. The baseline groundwater quality shall be determined prior to the selection of the recharge wells. It is necessary to submit a working plan (including the laboratory analytical results showing the quality of groundwater at the proposed recharge location(s) as well as the pollutant levels of groundwater to be recharged) to EPD for agreement. Pollution levels of groundwater to be recharged shall not be higher than the pollutant levels of ambient groundwater at the recharge well. Prior to recharge, any prohibited substances such as TPH products should be removed as necessary by installing the petrol interceptor. The Contractor should apply for a discharge licence under the Water Pollution Control Ordinance (WPCO) through the Regional Office of EPD for groundwater recharge operation or discharge of treated groundwater.					
S10.7.1	W7	In order to prevent accidental spillage of chemicals, the following is recommended:	To minimize water quality impact from accidental	Contractor	All construction sites where practicable	Construction stage	√

EIA Ref.	EM&A Log Ref*	Recommended Mitigation Measures	Objectives of the Recommended Measures & Main Concerns to address	Who to implement the measures?	Location of the implementation of measures	When to implement the measures?	Implementation Status
		All the tanks, containers, storage area should be bunded and the locations should be locked as far as possible from the sensitive watercourse and stormwater drains. • The Contractor should register as a chemical waste producer if chemical wastes would be generated. Storage of chemical waste arising from the construction activities should be stored with suitable labels and warnings. • Disposal of chemical wastes should be conducted in compliance with the requirements as stated in the Waste disposal (Chemical Waste) (General) Regulation.	spillage				
Waste Management (Construction Waste)							
S11.4.1.1	WM1	<u>On-site sorting of C&D (Construction and Demolition) material</u> • Geological assessment should be carried out by competent persons on site during excavation to identify materials which are not suitable to use as aggregate in structural concrete (e.g. volcanic rock, Aplite dyke rock, etc). Volcanic rock and Aplite dyke rock should be separated at the source sites as far as practicable and stored in the designated stockpile areas avoiding delivering them to crushing facilities. The crushing plant operator should also be reminded to set up measures to prevent unsuitable rock from	Separation of unsuitable rock from ending up at Concrete batching plants and be turned into concrete for structural use	Contractor	All construction sites	Construction stage	√

EIA Ref.	EM&A Log Ref*	Recommended Mitigation Measures	Objectives of the Recommended Measures & Main Concerns to address	Who to implement the measures?	Location of the implementation of measures	When to implement the measures?	Implementation Status
		being ended up at concrete batching plants and turned into concrete for structural use. Details regarding control measures at source sites and crushing facilities should be submitted by the Contractors for the Engineer to review and agree. In addition, site records should also be kept for the types of rock materials excavated. The traceability of delivery will be ensured via the implementation of Trip Ticket System and enforcement by site supervisory staff as stipulated under DEVB TC(W) No. 6/2010 for tracking of the correct delivery to the rock crushing facilities for processing into aggregates. Alternative disposal option for the reuse of volcanic rock and Aplite Dyke rock, etc should also be explored.					
S11.5.1	WM2	<u>Construction and Demolition (C&D) Material</u> • Maintain temporary stockpiles and reuse excavated fill material for backfilling and reinstatement; • Carry out on-site sorting; • Make provisions in the Contract documents to allow and promote the use of recycled aggregates where appropriate; • Adopt 'Selective Demolition' technique to demolish the existing structures and facilities with a view to recovering broken concrete effectively for recycling purpose, where possible;	Good site practice to minimize waste generation and recycle C&D materials as far as practicable so as to reduce the amount for final disposal	Contractor	All construction sites	Construction stage	√

EIA Ref.	EM&A Log Ref*	Recommended Mitigation Measures	Objectives of the Recommended Measures & Main Concerns to address	Who to implement the measures?	Location of the implementation of measures	When to implement the measures?	Implementation Status
		• Implement a trip-ticket system for each works contract to ensure that the disposal of C&D materials are properly documented and verified; • Implement an enhanced Waste management Plan similar to ETWBTC (Works) No. 19/2005 – "Environmental Management on Construction Sites" to encourage on-site sorting of C&D materials and minimize waste generation during the course of construction. • Disposal of the C&D materials to any sensitive locations such as agricultural lands, etc. should be avoided. The Contractor shall propose the final disposal sites to the Project Proponent and get his approval before implementation					
S11.5.1	WM3	<u>C&D Waste</u> • Standard formwork or pre-fabrication should be used as far as practicable in order to minimise the arising of C&D materials. The use of more durable formwork or plastic facing for the construction works should be considered. Use of wooden hoardings should not be used. Metal hoarding should be used to enhance the possibility of recycling. The purchase of construction materials will be carefully planned in order to avoid over ordering and wastage. • The Contractor should recycle as much of the C&D materials as possible on-site.	Good site practice to minimize waste generation and recycle C&D materials as far as practicable so as to reduce the amount for final disposal	Contractor	All construction sites	Construction stage	√

EIA Ref.	EM&A Log Ref*	Recommended Mitigation Measures	Objectives of the Recommended Measures & Main Concerns to address	Who to implement the measures?	Location of the implementation of measures	When to implement the measures?	Implementation Status
		Public fill and C&D waste should be segregated and stored in different containers or skips to enhance reuse or recycling of materials and their proper disposal. Where practicable, concrete and masonry can be crushed and used as fill. Steel reinforcement bar can be used by scrap steel mills. Different areas of the sites should be considered for such segregation and storage.					
S11.5.1	WM4	General Refuse • General refuse generated on-site should be stored in enclosed bins or compaction units separately from construction and chemical wastes. • A reputable waste collector should be employed by the Contractor to remove general refuse from the site, separately from construction and chemical wastes, on a daily basis to minimize odour, pest and litter impacts. Burning of refuse on construction sites is prohibited by law. • Aluminium cans are often recovered from the waste stream by individual collectors if they are segregated and made easily accessible. Separate labelled bins for their deposit should be provided if feasible. • Office wastes can be reduced through the recycling of paper if volumes are large enough to warrant collection. Participation in a local collection scheme	Minimize the production of general refuse and minimise odour, pest and litter impacts	Contractor	All construction sites	Construction stage	√

EIA Ref.	EM&A Log Ref*	Recommended Mitigation Measures	Objectives of the Recommended Measures & Main Concerns to address	Who to implement the measures?	Location of the implementation of measures	When to implement the measures?	Implementation Status
		should be considered by the Contractor.					
S11.5.1	WM7	Chemical Waste • Chemical waste as defined by Schedule 1 of the Waste Disposal (Chemical Waste) (General) Regulation, that is produced should be handled in accordance with the Code of Practice on the Packaging, Labelling and Storage of Chemical Wastes. • Containers used for the storage of chemical wastes should be suitable for the substance they are holding, resistant to corrosion, maintained in a good condition, and securely closed. They should have a capacity of less than 450 litres unless the specification has been approved by the EPD. A label in English and Chinese should be displayed in accordance with instructions prescribed in Schedule 2 of the regulation. • The storage area for chemical wastes should be clearly labelled and used solely for the storage of chemical waste; enclosed on at least 3 sides. It should also have an impermeable floor and bunding of sufficient capacity to accommodate 110% of the volume of the largest container or 20 % of the total volume of waste stored in that area, whichever is the greatest. It should have adequate ventilation and be covered to prevent rainfall entering; and arranged so that incompatible materials are adequately separated.	Control the chemical waste and ensure proper storage, handling and disposal.	Contractor	All construction sites	Construction stage	√

EIA Ref.	EM&A Log Ref*	Recommended Mitigation Measures	Objectives of the Recommended Measures & Main Concerns to address	Who to implement the measures?	Location of the implementation of measures	When to implement the measures?	Implementation Status
		• Disposal of chemical waste should be via a licensed waste collector; to a facility licensed to receive chemical waste, such as the Chemical Waste Treatment Centre (which also offers a chemical waste collection service and can supply the necessary storage containers); or to a reuser of the waste, under the approval from the EPD.					

Annex I

Regular Noise Monitoring Results

Annex I Regular Noise Monitoring Results

Station NMS-CA-6 No. 16-23 Nam Kok Road

Date	Start Time	End Time	Weather	Measured Noise level (dB(A)), L_{Aeq}(30 min)	Baseline (dB(A)), L_{Aeq}(30 min)	Corrected LAeq(dBA) [(a)]	Major Construction Noise Source(s) Observed	Other Noise Source(s) Observed	Temp. (°C)	Wind Speed (m/s)	Noise Meter Model / ID	Calibrator Model / ID
06-Jul-18	11:05	11:35	Fine	62.8	76.1	-(b)	-	Traffic noise	29	0.5	NL-52 00331805	NC-73 10486660
12-Jul-18	11:05	11:35	Fine	61.8	76.1	-(b)	-	Traffic noise	30	0.5	NL-52 00331805	NC-73 10486660
18-Jul-18	11:07	11:37	Cloudy	63.5	76.1	-(b)	-	Traffic noise	29	0.5	NL-52 00331805	NC-73 10486660
24-Jul-18	11:09	11:39	Cloudy	62.9	76.1	-(b)	-	Traffic noise	31	0.5	NL-52 00331805	NC-73 10486660
30-Jul-18	11:05	11:35	Sunny	62.7	76.1	-(b)	-	Traffic noise	30	0.5	NL-52 00331805	NC-73 10486660

Station NMS-CA-7 Skytower Tower 2

Date	Start Time	End Time	Weather	Measured Noise level (dB(A)), L_{Aeq}(30 min)	Baseline (dB(A)), L_{Aeq}(30 min)	Corrected LAeq(dBA) [(a)]	Major Construction Noise Source(s) Observed	Other Noise Source(s) Observed	Temp. (°C)	Wind Speed (m/s)	Noise Meter Model / ID	Calibrator Model / ID
06-Jul-18	10:12	10:42	Fine	65.9	70.0	-(b)	-	Traffic noise	29	0.5	NL-52 00331805	NC-73 10486660
12-Jul-18	10:15	10:45	Fine	66.8	70.0	-(b)	-	Traffic noise	30	0.5	NL-52 00331805	NC-73 10486660
18-Jul-18	10:15	10:45	Cloudy	66.0	70.0	-(b)	-	Traffic noise	29	0.5	NL-52 00331805	NC-73 10486660
24-Jul-18	10:15	10:45	Cloudy	65.4	70.0	-(b)	-	Traffic noise	31	0.5	NL-52 00331805	NC-73 10486660
30-Jul-18	10:15	10:45	Sunny	65.2	70.0	-(b)	-	Traffic noise	30	0.5	NL-52 00331805	NC-73 10486660

Station NMS-CA-8 SKH Good Shepherd Primary School

Date	Start Time	End Time	Weather	Measured Noise level (dB(A)), L_{Aeq}(30 min)	Baseline (dB(A)), L_{Aeq}(30 min)	Corrected LAeq(dBA) [(a)]	Major Construction Noise Source(s) Observed	Other Noise Source(s) Observed	Temp. (°C)	Wind Speed (m/s)	Noise Meter Model / ID	Calibrator Model / ID
06-Jul-18	8:00	8:30	Fine	73.5	75.4	-(b)	-	Traffic noise	29	0.5	NL-52 00331805	NC-73 10486660
12-Jul-18	8:00	8:30	Fine	73.3	75.4	-(b)	-	Traffic noise	30	0.5	NL-52 00331805	NC-73 10486660
18-Jul-18	8:00	8:30	Cloudy	73.1	75.4	-(b)	-	Traffic noise	29	0.5	NL-52 00331805	NC-73 10486660
24-Jul-18	8:00	8:30	Cloudy	73.2	75.4	-(b)	-	Traffic noise	31	0.5	NL-52 00331805	NC-73 10486660
30-Jul-18	8:00	8:30	Sunny	73.6	75.4	-(b)	-	Traffic noise	30	0.5	NL-52 00331805	NC-73 10486660

Station NMS-CA-9 Kong Yiu Mansion

Date	Start Time	End Time	Weather	Measured Noise level (dB(A)), L_{Aeq}(30 min)	Baseline (dB(A)), L_{Aeq}(30 min)	Corrected LAeq(dBA) [(a)]	Major Construction Noise Source(s) Observed	Other Noise Source(s) Observed	Temp. (°C)	Wind Speed (m/s)	Noise Meter Model / ID	Calibrator Model / ID
06-Jul-18	9:20	9:50	Fine	69.3	69.2	52.9	-	Traffic noise	29	0.5	NL-52 00331805	NC-73 10486660
12-Jul-18	9:22	9:52	Fine	68.7	69.2	-(b)	-	Traffic noise	30	0.5	NL-52 00331805	NC-73 10486660
18-Jul-18	9:22	9:52	Cloudy	69.0	69.2	-(b)	-	Traffic noise	29	0.5	NL-52 00331805	NC-73 10486660
24-Jul-18	9:20	9:50	Cloudy	71.0	69.2	66.3	-	Traffic noise	31	0.5	NL-52 00331805	NC-73 10486660
30-Jul-18	9:20	9:50	Sunny	71.8	69.2	68.3	Backhoe	Traffic noise	30	0.5	NL-52 00331805	NC-73 10486660

Station NMS-CA-10 Chat Ma Mansion

Date	Start Time	End Time	Weather	Measured Noise level (dB(A)), L_{Aeq}(30 min)[(c)]	Baseline (dB(A)), L_{Aeq}(30 min)	Corrected LAeq(dBA) [(a)]	Major Construction Noise Source(s) Observed	Other Noise Source(s) Observed	Temp. (°C)	Wind Speed (m/s)	Noise Meter Model / ID	Calibrator Model / ID
06-Jul-18	8:40	9:10	Fine	75.7	76.6	-(b)	-	Traffic noise	29	0.5	NL-52 00331805	NC-73 10486660
12-Jul-18	8:42	9:12	Fine	75.7	76.6	-(b)	-	Traffic noise	30	0.5	NL-52 00331805	NC-73 10486660
18-Jul-18	8:42	9:12	Cloudy	76.0	76.6	-(b)	-	Traffic noise	29	0.5	NL-52 00331805	NC-73 10486660
24-Jul-18	8:40	9:10	Cloudy	75.8	76.6	-(b)	-	Traffic noise	31	0.5	NL-52 00331805	NC-73 10486660
30-Jul-18	8:40	9:10	Sunny	75.7	76.6	-(b)	Backhoe	Traffic noise	30	0.5	NL-52 00331805	NC-73 10486660

Remarks:

(a) The Measured LAeq is corrected against the corresponding Baseline Level.
(b) No correction was made as the measured noise levels were equal to or below the baseline noise levels.
(c) The noise monitoring results carried out at NMS-CA-8 and NMS-CA-10 on 6, 12, 18, 24 and 30 July 2018 are higher than the daytime construction noise criterion. However, those results are not considered as exceedances as they are below the limit level after deducting the baseline noise level.

Regular Noise Monitoring Results at NMS-CA-6 (No. 16-23 Nam Kok Road) (LAeq, 30min) for the Past 4 Months

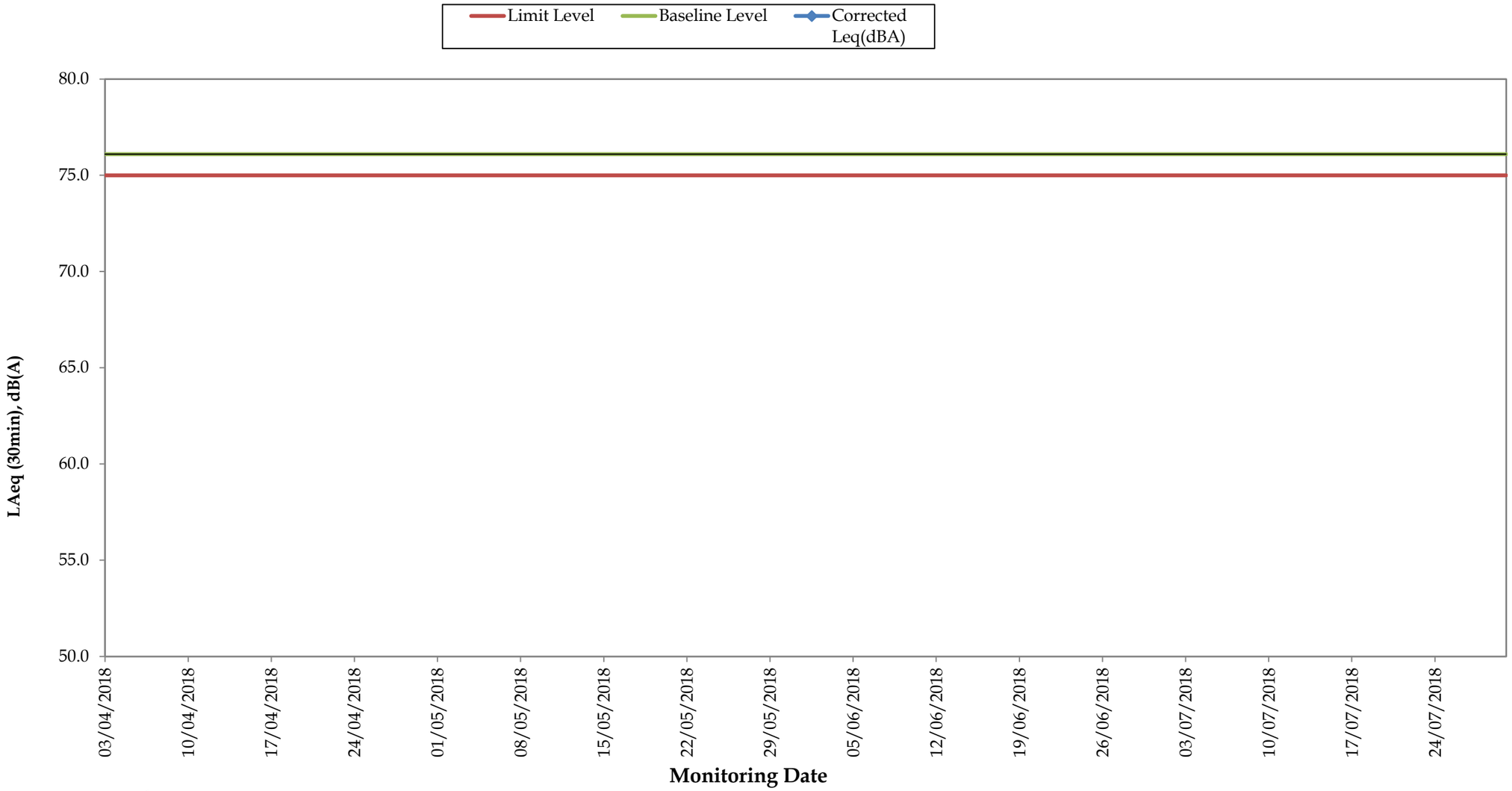

Remarks:

- For those corrected noise levels that are not shown in this graph, the measured noise level s are equal to or below baseline level.

Regular Noise Monitoring Results at NMS-CA-7 (Skytower Tower 2) (LAeq, 30min) for the Past 4 Months

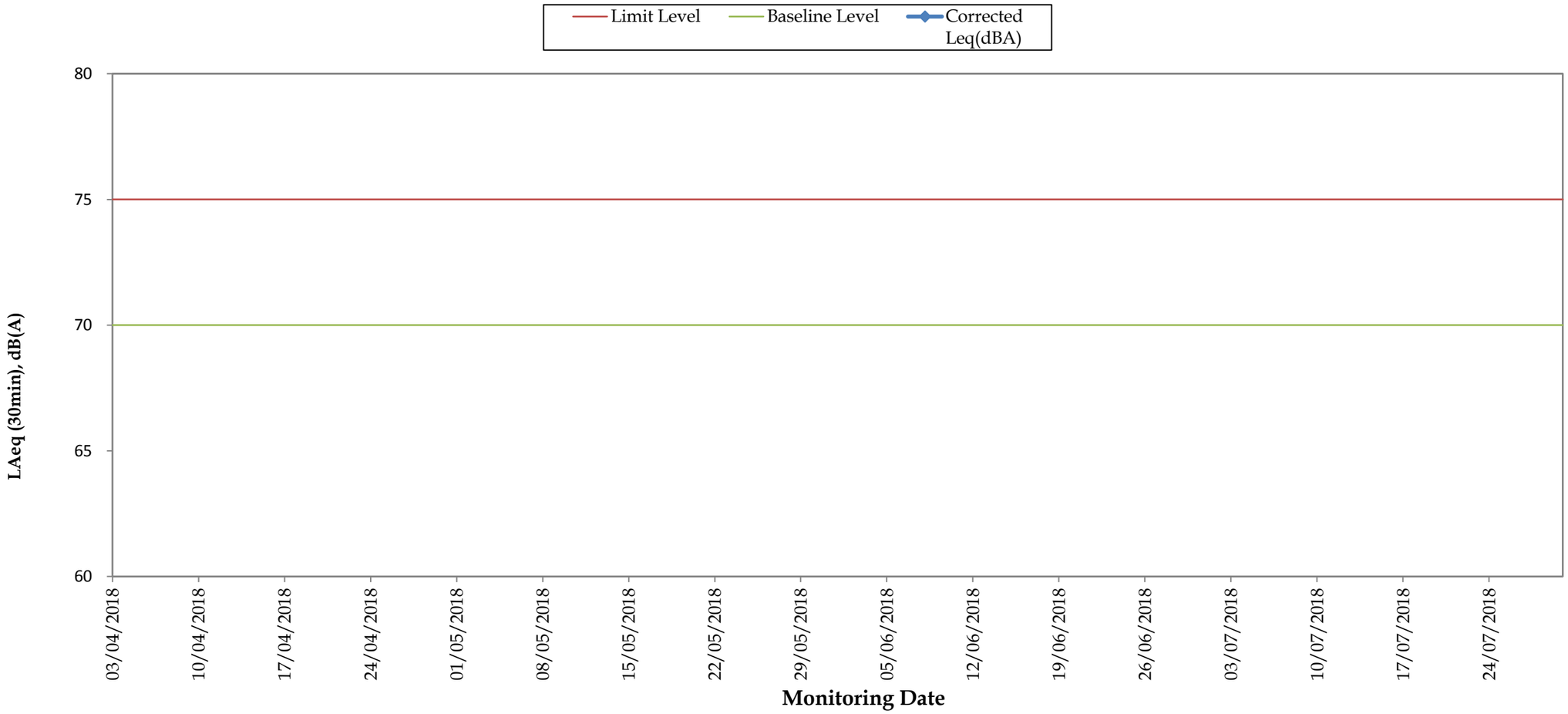

Remarks:

- For those corrected noise levels that are not shown in this graph, the measured noise level s are equal to or below baseline level.

Regular Noise Monitoring Results at NMS-CA- 8 (SKH Good Shepherd Primary School) (LAeq, 30min) for the Past 4 Months

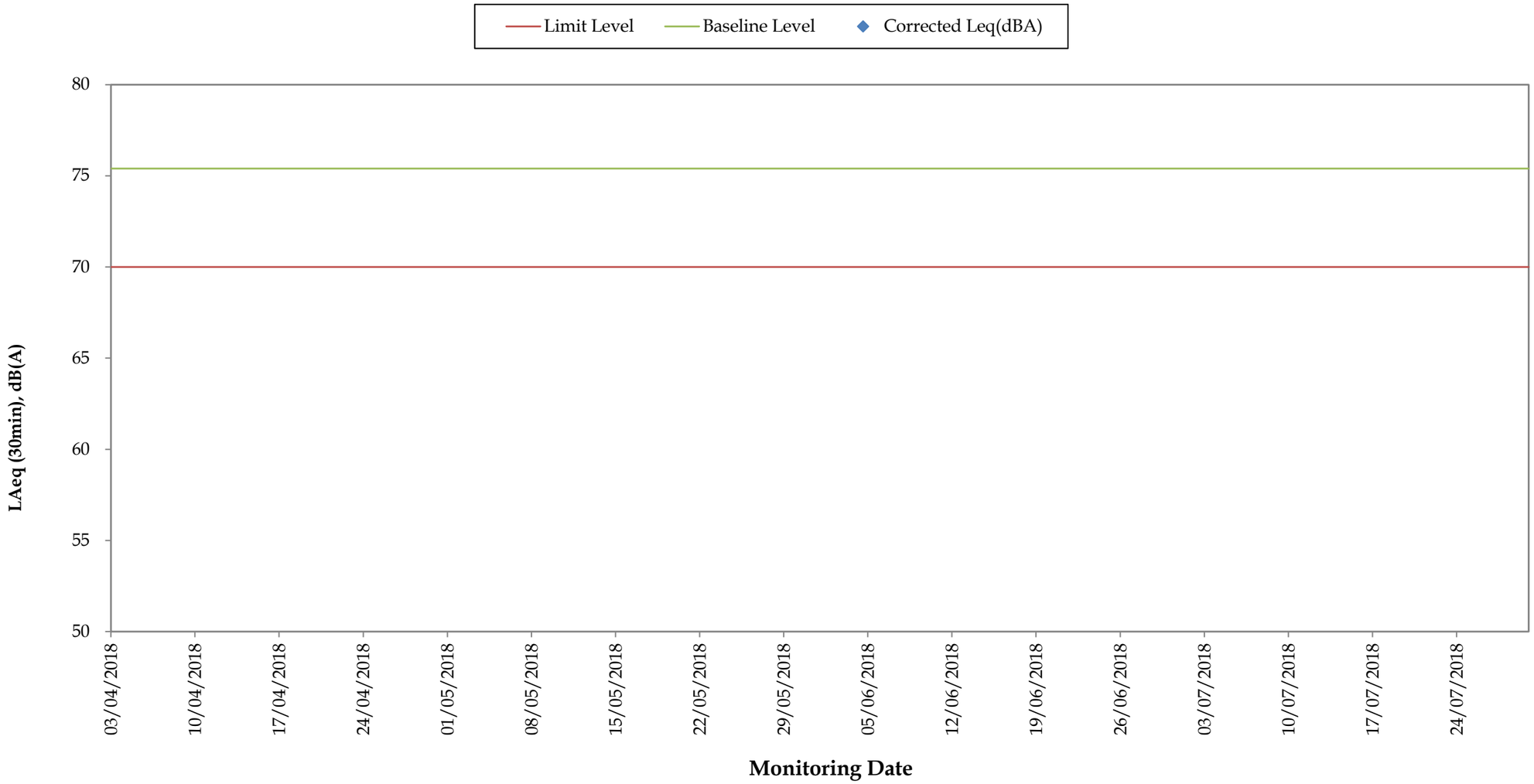

Remarks:

- For those corrected noise levels that are not shown in this graph, the measured noise level s are equal to or below baseline level.
- The limit level was updated from 78dB(A) to 79 dB(A) on 22 Aug 2013 as per the latest CNMP and CNMMP.
- The limit level was updated from 79dB(A) to 70dB(A)/65dB(A) (during normal/examination period) from April 2016, as the continuous noise monitoring was completed in March 2016 according to the latest CNMP

Regular Noise Monitoring Results at NMS-CA-9 (Kong Yiu Mansion) (LAeq, 30min)) for the Past 4 Months

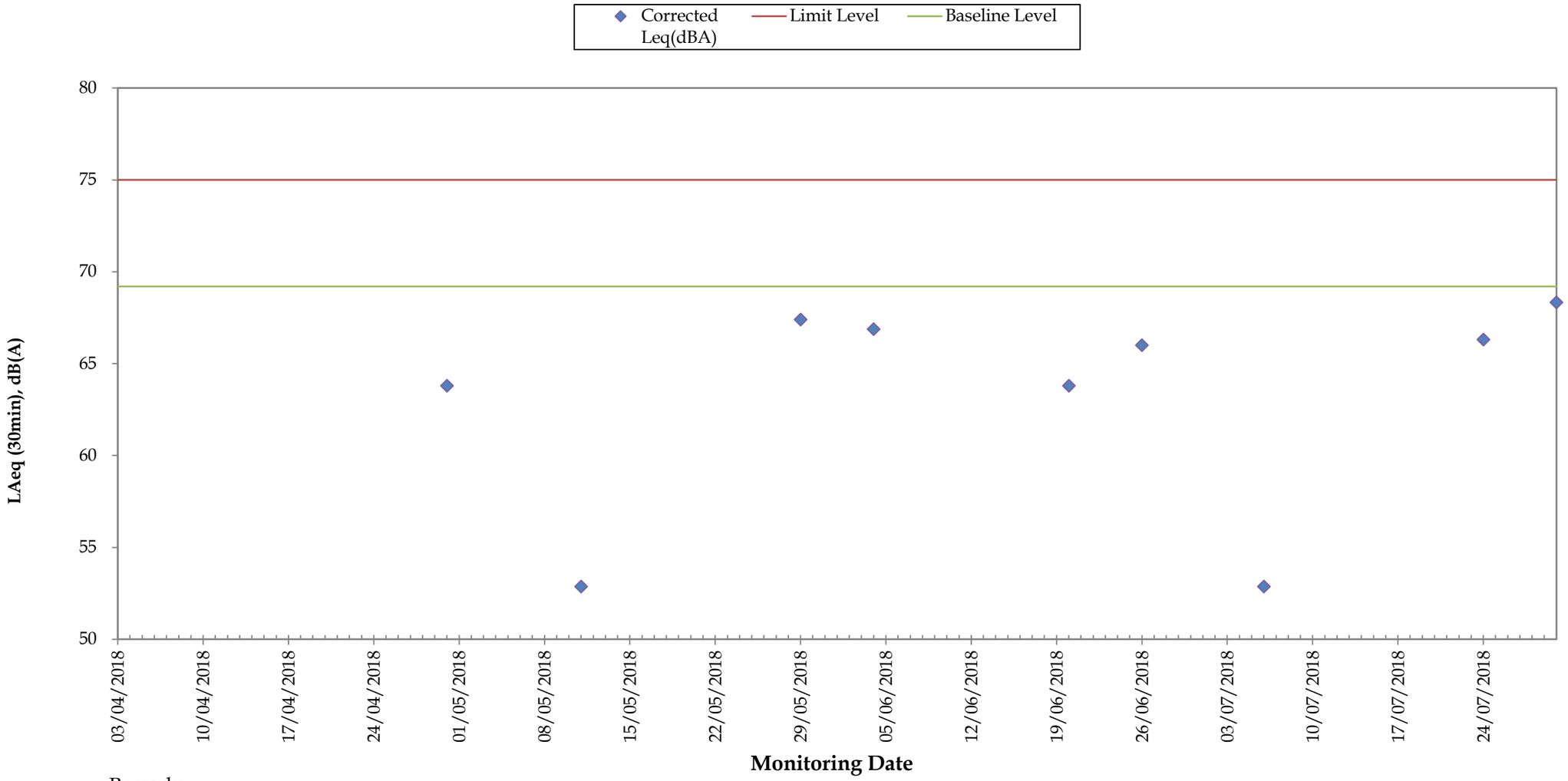

Remarks:

- For those corrected noise levels that are not shown in this graph, the measured noise level s are equal to or below baseline level.

Regular Noise Monitoring Results at NMS-CA-10 (Chat Ma Mansion) (LAeq, 30min) for the Past 4 Months

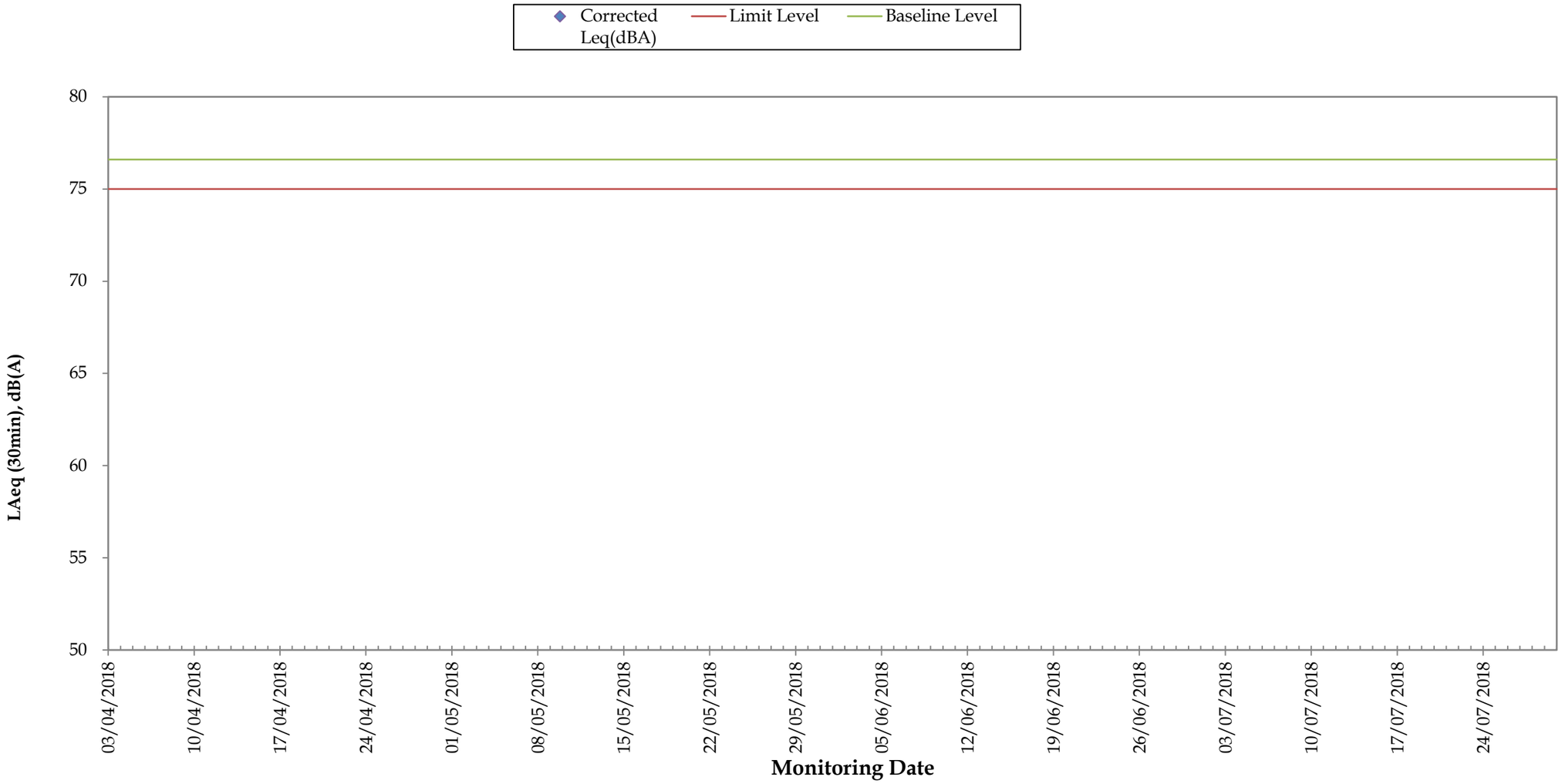

Remarks:
- For those corrected noise levels that are not shown in this graph, the measured noise level s are equal to or below baseline level.

Annex J

Construction Dust Monitoring Results and Wind Data Monitoring Results

Annex J **Construction Dust Monitoring Results**

Station DMS-6 Katherine Building

Start		Finish		Weather	Filter Weight (g)		Elapsed Time Reading		Sampling Time	Flow Rate (m^3/min)			TSP Conc.	Action Level	Limit Level	Observations / Remarks	Sampler	Filter
Date	Time	Date	Time		Initial	Final	Initial	Final	(hrs)	Initial	Final	Average	(μg/m^3)	(μg/m^3)	(μg/m^3)		ID	ID
06-Jul-18	10:55	07-Jul-18	10:55	Fine	2.6893	2.7559	19064.30	19088.30	24.00	1.37	1.37	1.37	34	156.8	260	-	0107	9174
12-Jul-18	10:57	13-Jul-18	10:57	Fine	2.6789	2.7602	19088.30	19112.30	24.00	1.37	1.37	1.37	41	156.8	260	-	0107	9179
18-Jul-18	10:57	19-Jul-18	10:57	Cloudy	2.6727	2.7494	19112.30	19136.30	24.00	1.37	1.37	1.37	39	156.8	260	-	0107	9184
24-Jul-18	10:57	25-Jul-18	10:57	Cloudy	2.6757	2.7441	19136.30	19160.30	24.00	1.37	1.37	1.37	35	156.8	260	-	0107	9189
30-Jul-18	10:56	31-Jul-18	10:56	Sunny	2.6792	2.7412	19160.30	19184.30	24.00	1.37	1.37	1.37	31	156.8	260	-	0107	9194
												Minimum	31					
												Average	36					
												Maximum	41					

.

Station DMS-7 Parc 22

Start		Finish		Weather	Filter Weight (g)		Elapsed Time Reading		Sampling Time	Flow Rate (m^3/min)			TSP Conc.	Action Level	Limit Level	Observations / Remarks	Sampler	Filter
Date	Time	Date	Time		Initial	Final	Initial	Final	(hrs)	Initial	Final	Average	(μg/m^3)	(μg/m^3)	(μg/m^3)		ID	ID
06-Jul-18	10:02	07-Jul-18	10:02	Fine	2.6902	2.7614	8312.17	8336.17	24.00	1.21	1.21	1.21	41	166.7	260	-	3574	9173
12-Jul-18	10:05	13-Jul-18	10:05	Fine	2.6724	2.7499	8336.17	8360.17	24.00	1.21	1.21	1.21	44	166.7	260	-	3574	9178
18-Jul-18	10:05	19-Jul-18	10:05	Cloudy	2.6755	2.7414	8360.17	8384.17	24.00	1.21	1.21	1.21	38	166.7	260	-	3574	9183
24-Jul-18	10:02	25-Jul-18	10:02	Cloudy	2.6828	2.7600	8384.17	8408.17	24.00	1.21	1.21	1.21	44	166.7	260	-	3574	9188
30-Jul-18	10:03	31-Jul-18	10:03	Sunny	2.6832	2.7525	8408.17	8432.17	24.00	1.21	1.21	1.21	40	166.7	260	-	3574	9193
												Minimum	38					
												Average	41					
												Maximum	44					

Station DMS-8 SKH Good Shepherd Primary School

Start		Finish		Weather	Filter Weight (g)		Elapsed Time Reading		Sampling Time	Flow Rate (m^3/min)			TSP Conc.	Action Level	Limit Level	Observations / Remarks	Sampler	Filter
Date	Time	Date	Time		Initial	Final	Initial	Final	(hrs)	Initial	Final	Average	(μg/m^3)	(μg/m^3)	(μg/m^3)		ID	ID
06-Jul-18	8:05	07-Jul-18	8:05	Fine	2.6871	2.7550	9269.11	9293.11	24.00	1.16	1.16	1.16	41	152.2	260	-	3572	9172
12-Jul-18	8:05	13-Jul-18	8:05	Fine	2.6747	2.7527	9293.11	9317.11	24.00	1.16	1.16	1.16	47	152.2	260	-	3572	9177
18-Jul-18	8:05	19-Jul-18	8:05	Cloudy	2.6743	2.7412	9317.11	9341.11	24.00	1.16	1.16	1.16	40	152.2	260	-	3572	9182
24-Jul-18	8:05	25-Jul-18	8:05	Cloudy	2.6723	2.7500	9341.11	9365.11	24.00	1.16	1.16	1.16	47	152.2	260	-	3572	9187
30-Jul-18	8:05	31-Jul-18	8:05	Sunny	2.6596	2.7353	9365.11	9389.11	24.00	1.16	1.16	1.16	45	152.2	260	-	3572	9192
												Minimum	40					
												Average	44					
												Maximum	47					

Station DMS-9 No. 12 Pau Chung Street

Start		Finish		Weather	Filter Weight (g)		Elapsed Time Reading		Sampling Time	Flow Rate (m^3/min)			TSP Conc.	Action Level	Limit Level	Observations / Remarks	Sampler	Filter
Date	Time	Date	Time		Initial	Final	Initial	Final	(hrs)	Initial	Final	Average	(μg/m^3)	(μg/m^3)	(μg/m^3)		ID	ID
06-Jul-18	8:15	07-Jul-18	8:15	Fine	2.6852	2.7522	19236.40	19260.40	24.00	1.17	1.17	1.17	40	160.9	260	-	0814	9171
12-Jul-18	8:15	13-Jul-18	8:15	Fine	2.6878	2.7710	19260.40	19284.40	24.00	1.17	1.17	1.17	49	160.9	260	-	0814	9176
18-Jul-18	8:15	19-Jul-18	8:15	Cloudy	2.6648	2.7400	19284.40	19308.40	24.00	1.17	1.17	1.17	45	160.9	260	-	0814	9181
24-Jul-18	8:15	25-Jul-18	8:15	Cloudy	2.6725	2.7414	19308.40	19332.40	24.00	1.17	1.17	1.17	41	160.9	260	-	0814	9186
30-Jul-18	8:15	31-Jul-18	8:15	Sunny	2.6647	2.7474	19332.40	19356.40	24.00	1.17	1.17	1.17	49	160.9	260	-	0814	9191
												Minimum	40					
												Average	45					
												Maximum	49					

Station DMS-10 Chat Ma Mansion

Start		Finish		Weather	Filter Weight (g)		Elapsed Time Reading		Sampling Time	Flow Rate (m^3/min)			TSP Conc.	Action Level	Limit Level	Observations / Remarks	Sampler	Filter
Date	Time	Date	Time		Initial	Final	Initial	Final	(hrs)	Initial	Final	Average	(μg/m^3)	(μg/m^3)	(μg/m^3)		ID	ID
06-Jul-18	8:42	07-Jul-18	8:42	Fine	2.6677	2.7400	9685.40	9709.40	24.00	1.18	1.18	1.18	43	170.4	260	-	3573	9170
12-Jul-18	8:45	13-Jul-18	8:45	Fine	2.6965	2.7795	9709.40	9733.40	24.00	1.18	1.18	1.18	49	170.4	260	-	3573	9175
18-Jul-18	8:45	19-Jul-18	8:45	Cloudy	2.6558	2.7321	9733.40	9757.40	24.00	1.18	1.18	1.18	45	170.4	260	-	3573	9180
24-Jul-18	8:43	25-Jul-18	8:43	Cloudy	2.6863	2.7521	9757.40	9781.40	24.00	1.18	1.18	1.18	39	170.4	260	-	3573	9185
30-Jul-18	8:42	31-Jul-18	8:42	Sunny	2.6780	2.7500	9781.40	9805.40	24.00	1.18	1.18	1.18	42	170.4	260	-	3573	9190
												Minimum	39					
												Average	44					
												Maximum	49					

Construction Dust Monitoring Results for the Past 4 Months
DMS-6 (Katherine Building)

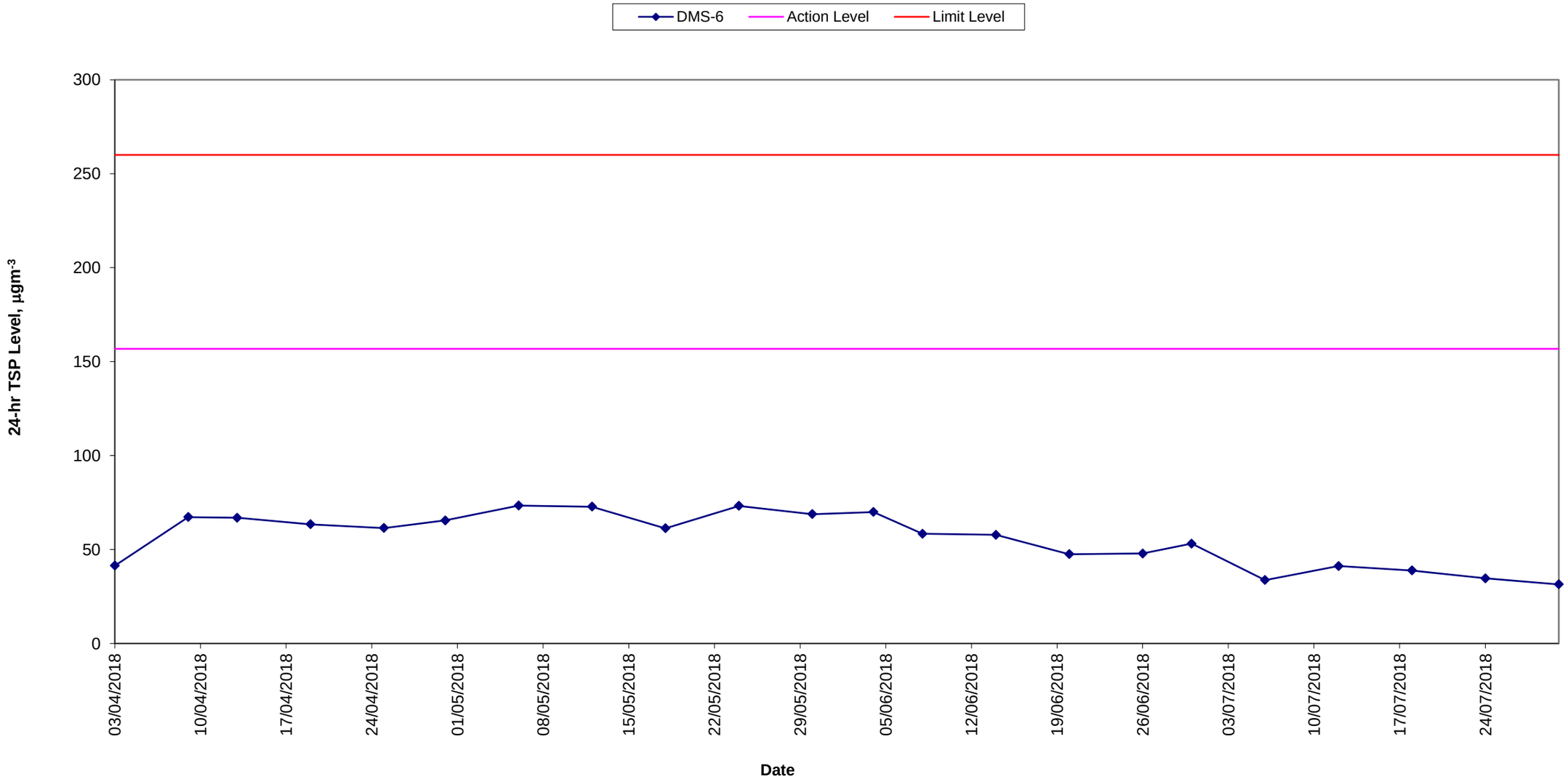

Construction Dust Monitoring Results for the Past 4 Months
DMS- 7 (Parc 22)

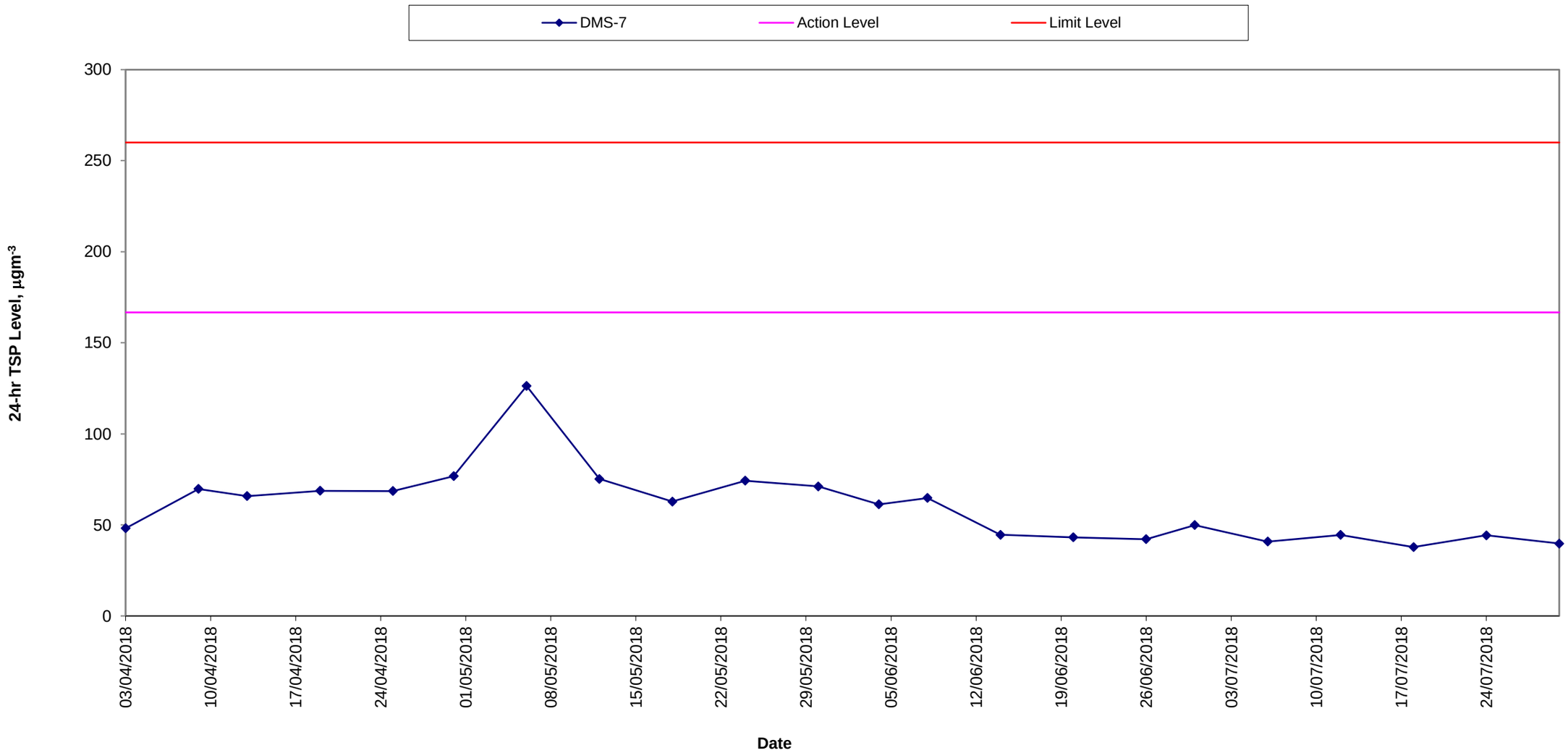

Construction Dust Monitoring Results for the Past 4 Months
DMS-8 (SKH Good Shepherd Primary School)

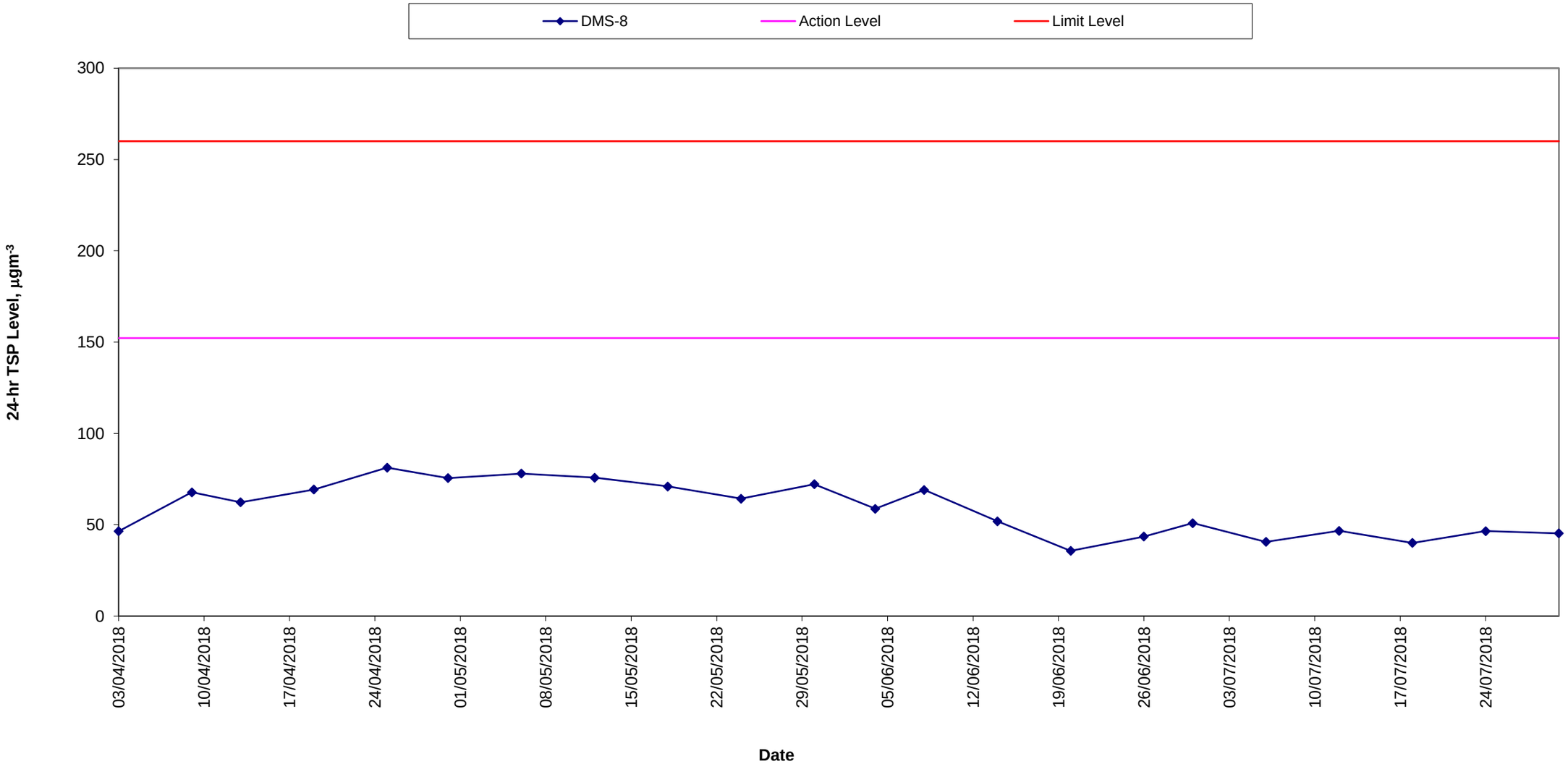

Construction Dust Monitoring Results for the Past 4 Months
DMS-9 (No.12 Pau Chung Street)

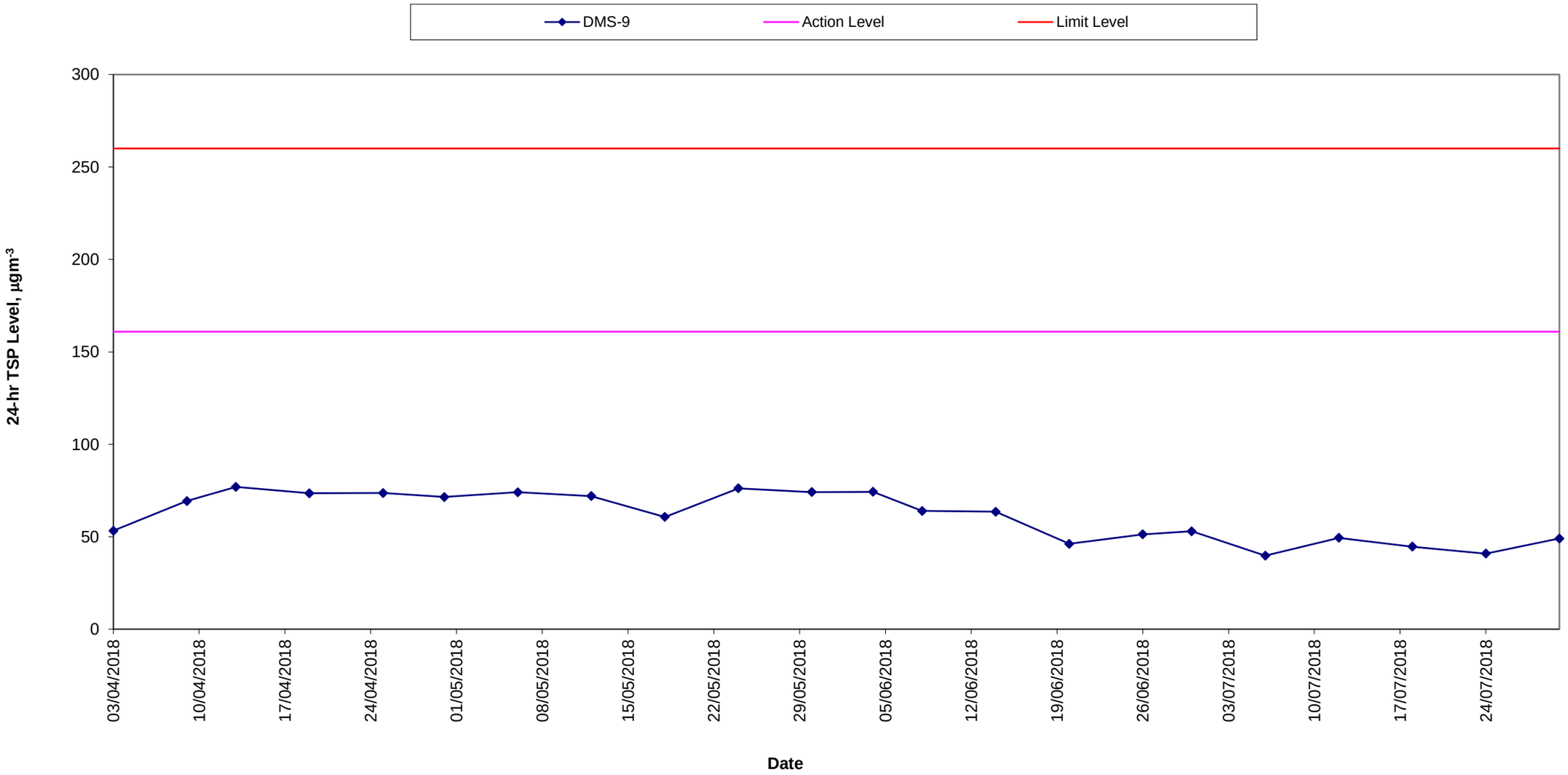

Construction Dust Monitoring Results for the Past 4 Months
DMS-10 (Chat Ma Mansion)

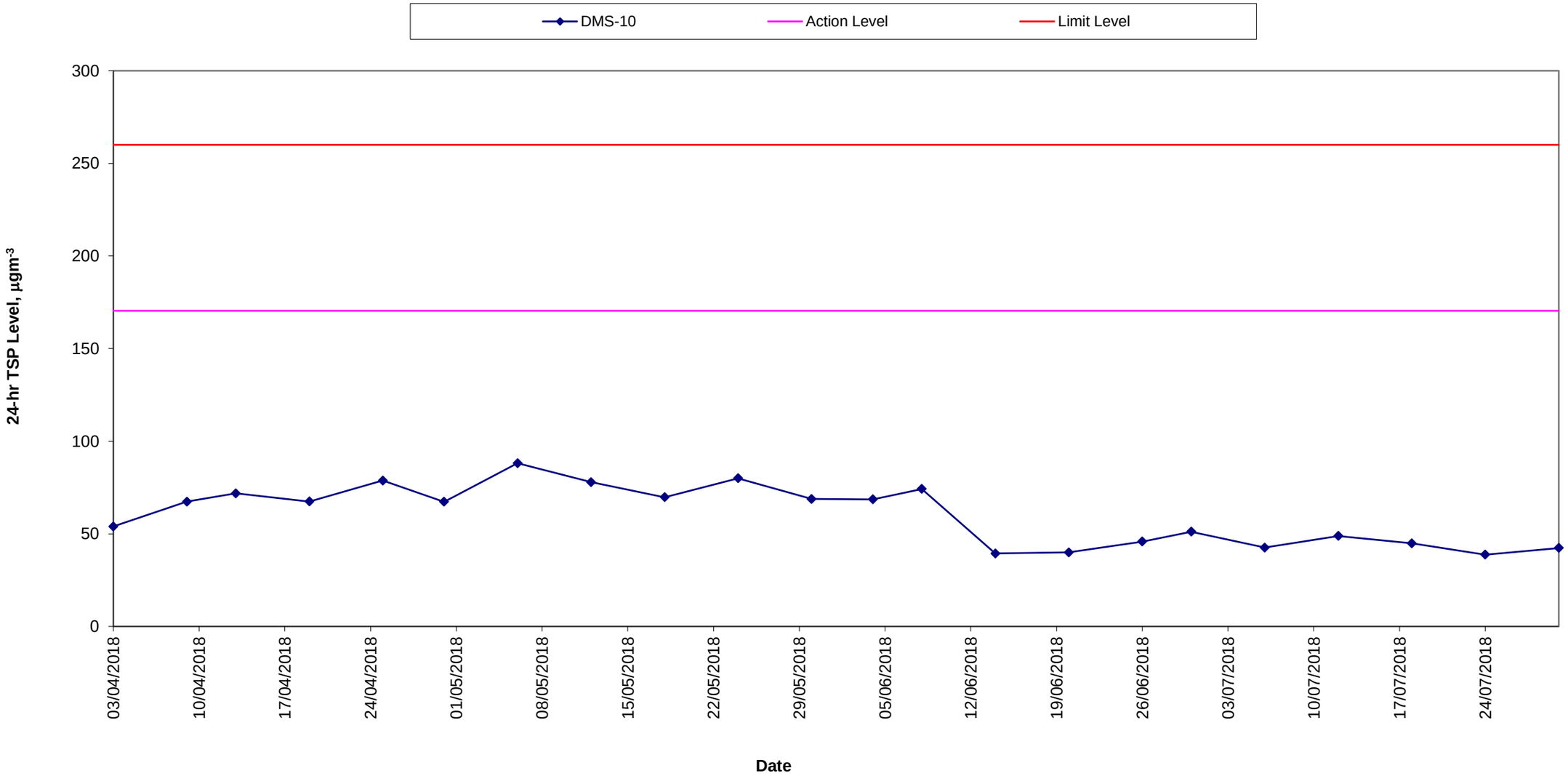

Average wind speed obtained from the meteorological station at Kai Tak from the Hong Kong Observatory (HKO)

6-7 July 2018

Wind Speed:

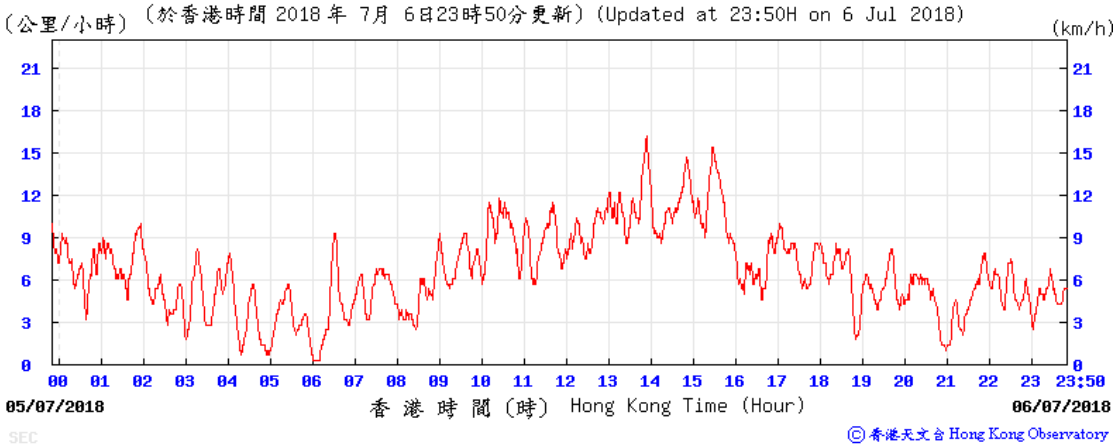

Wind Speed:

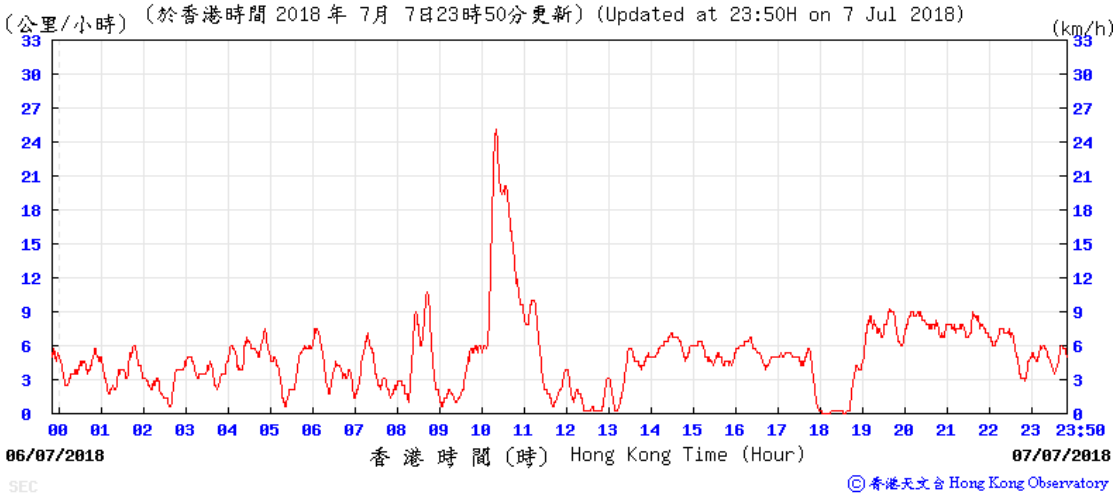

12-13 July 2018

Wind Speed:

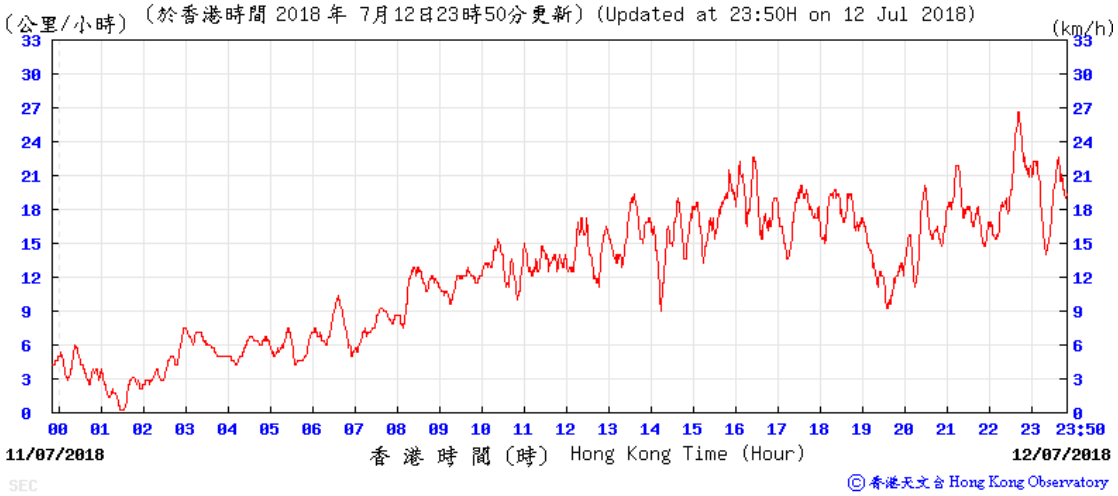

Wind Speed:

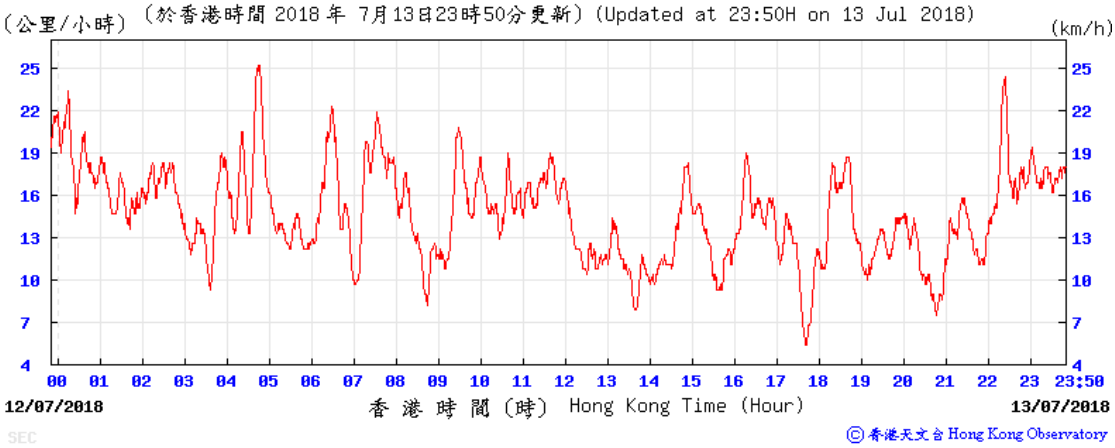

18-19 July 2018

Wind Speed:

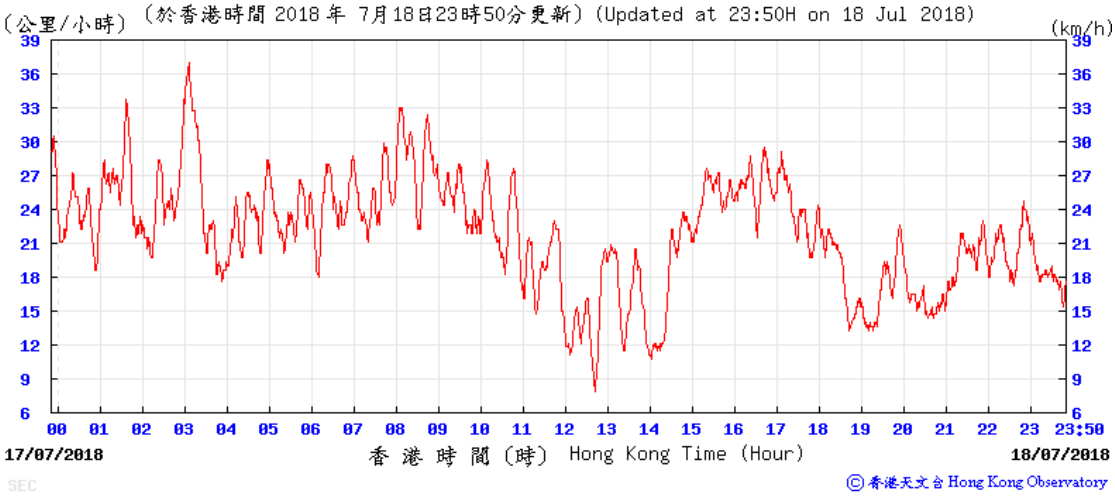

Wind Speed:

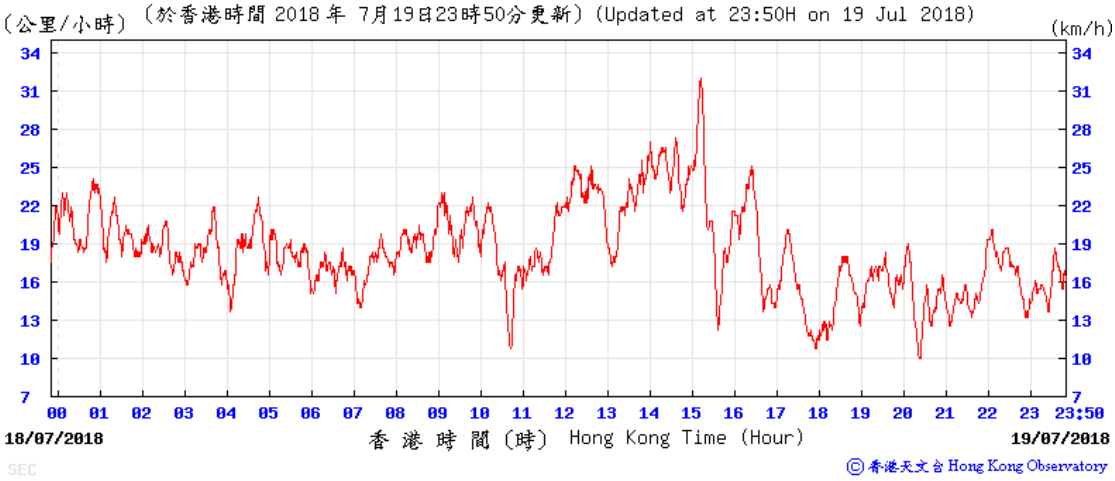

24-25 July 2018

Wind Speed:

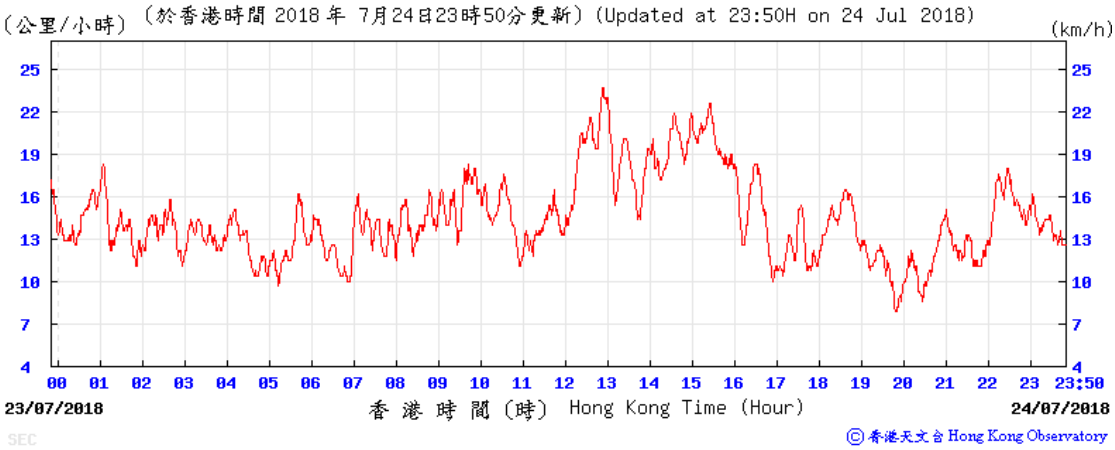

Wind Speed:

N/A

30-31 July 2018

Wind Speed:

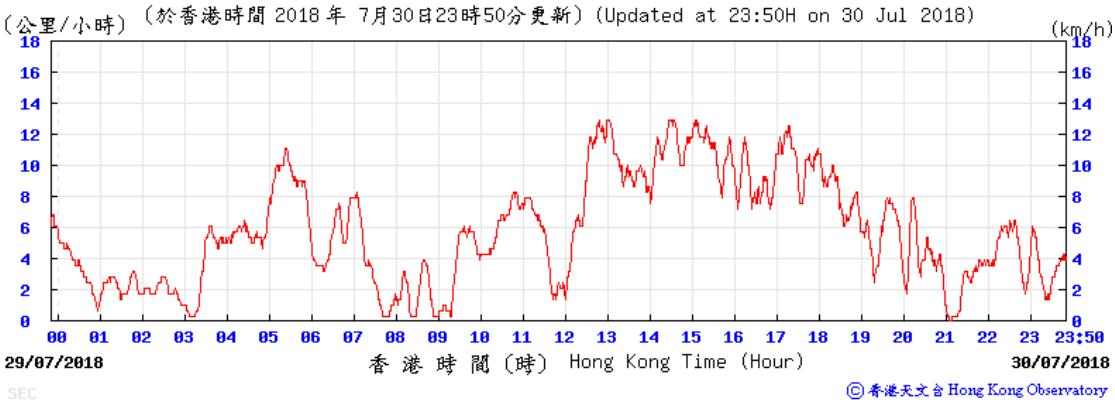

Wind Speed:

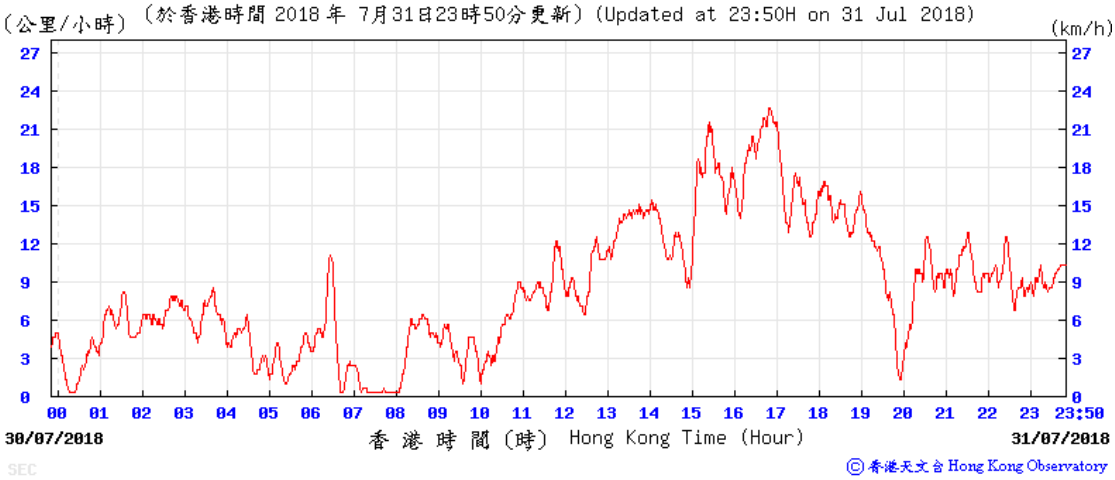

Average wind direction obtained from the meteorological station at Kai Tak from the Hong Kong Observatory (HKO)

6-7 July 2018

Wind Direction:

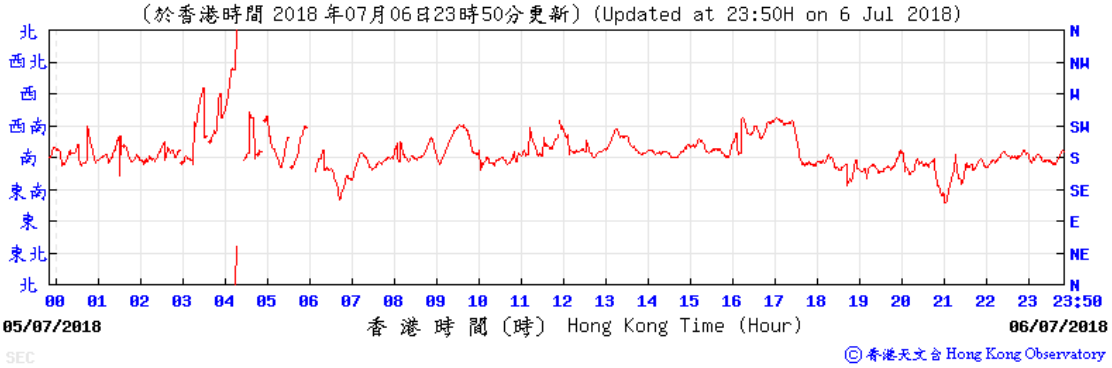

Wind Direction:

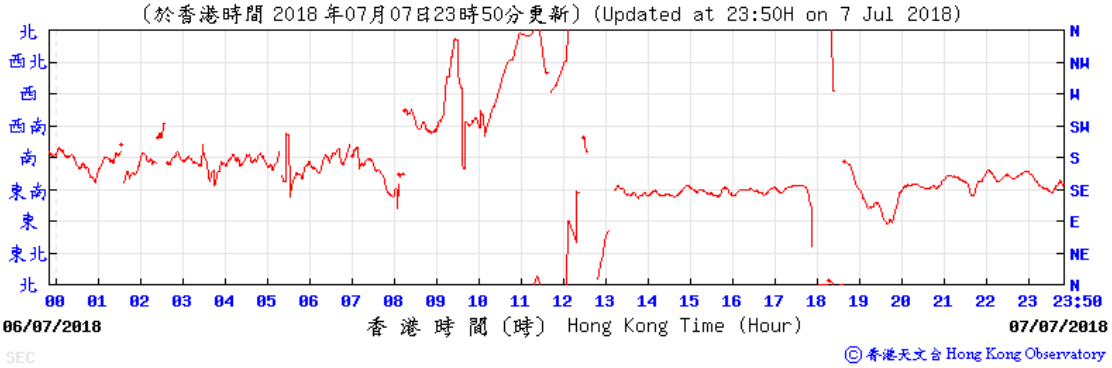

12-13 July 2018

Wind Direction:

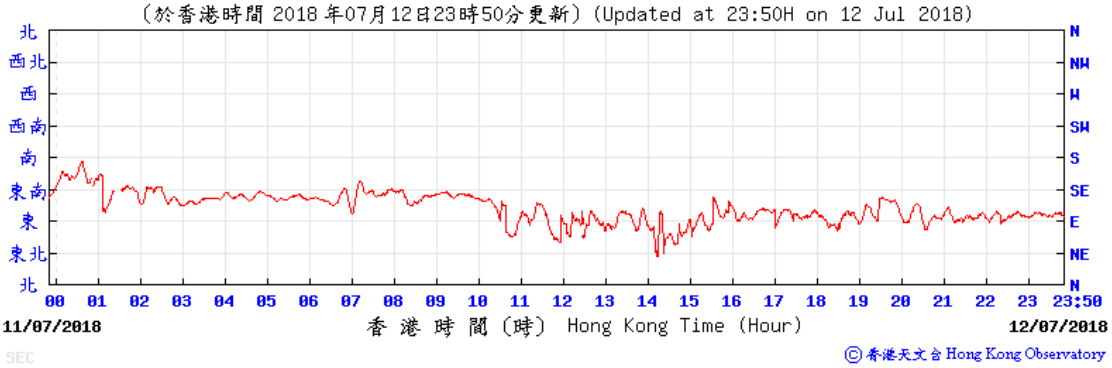

Wind Direction:

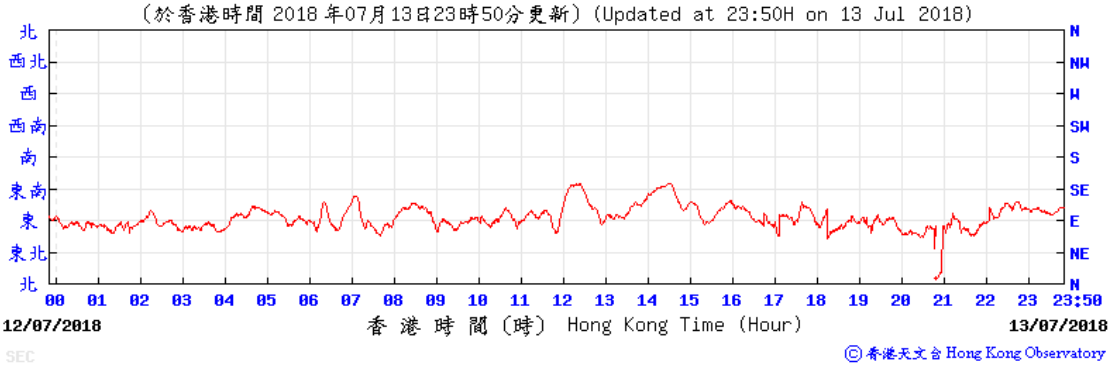

18-19 July 2018

Wind Direction:

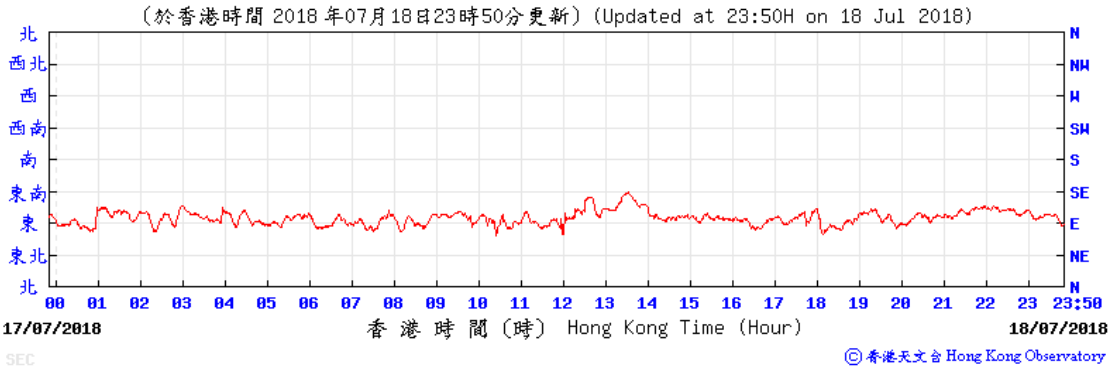

Wind Direction:

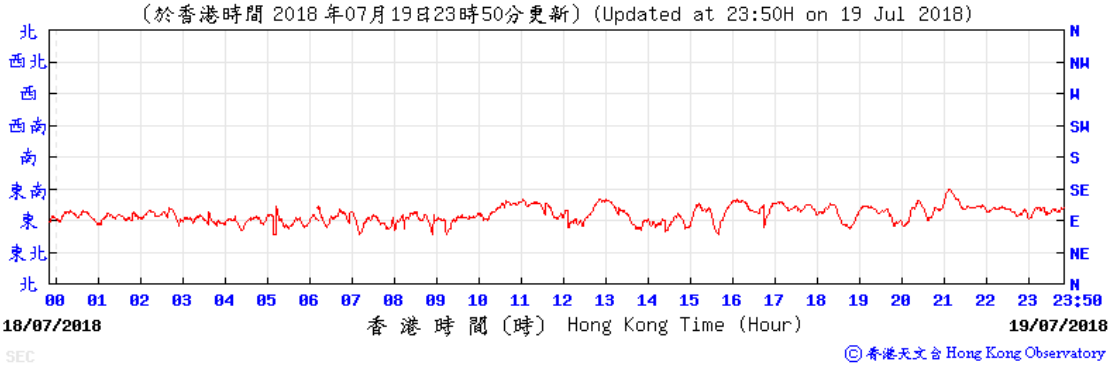

24-25 July 2018

Wind Direction:

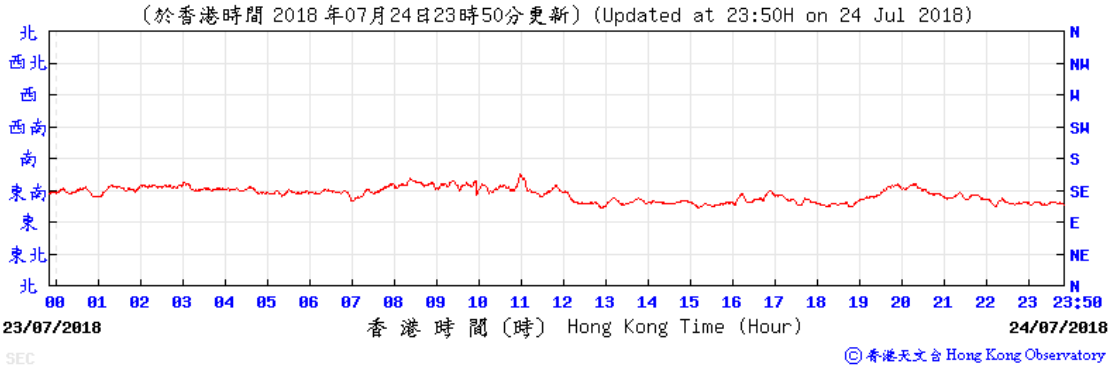

Wind Direction:

N/A

30-31 July 2018

Wind Direction:

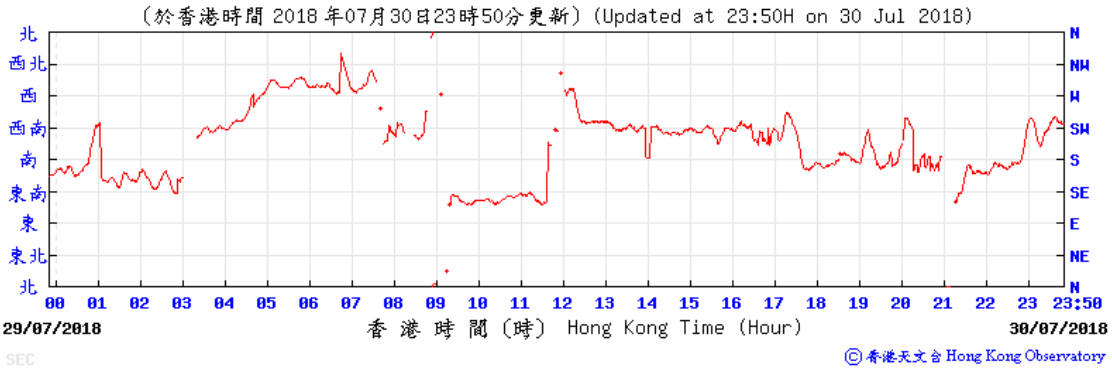

Wind Direction:

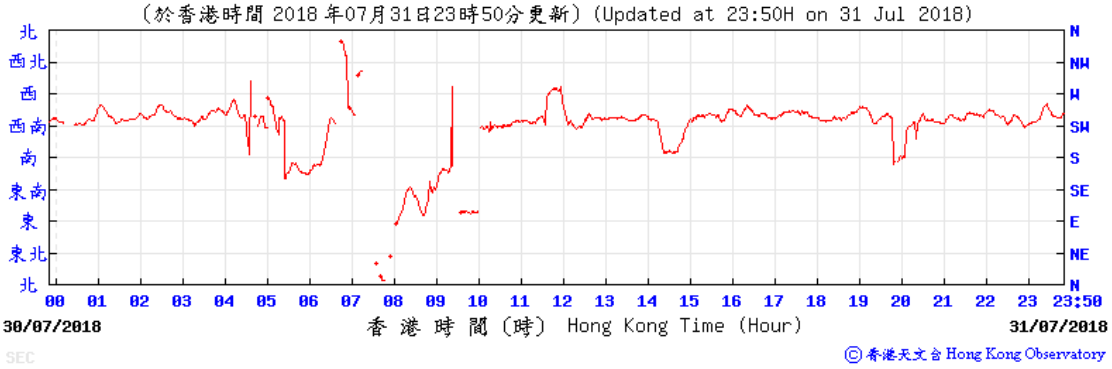

Annex K

Waste Flow Table

Annex K – Waste Flow Table

Monthly Summary Waste Flow Table for the year 2012-2018

Month	Actual Quantities of Inert C&D Materials Generated Monthly								Actual Quantities of Non-inert C&D Wastes Generated Monthly					Imported Fill
	Total Quantity Generated	Hard Rocks and Large Broken Concrete (See Note 3)	Reused in the Contract	Reused in other Projects	Disposed as Public Fill (See Note 5)	Inert C&D Materials Delivered to 1108A Kai Tai Barging Facilities (See Note 6)	Inert C&D Materials Delivered to 1123 Kai Tai Barging Facilities (See Note 12)	Inert C&D Materials Delivered to Receptor Site of Green Valley Landfill Ltd. (See Note 13)	Metals	Paper/ cardboard packaging	Plastics (See Note 2)	Chemical Waste (See Note 10)	Others, e.g. general refuse (See Note 5)	
	(in '000m³)	(in '000m³)	(in '000m³)	(in '000m³)	(in '000m³)	(in '000m³)	(in '000m³)	(in '000m³)	(in '000kg)	(in '000kg)	(in '000kg)	(in'000kg)	(in '000m³)	(in '000m³)
Sep 2012	0.004	0.000	0.000	0.000	0.004	-	-	-	0.000	0.000	5.300	0.000	0.144	0.000
Oct 2012	0.000	0.000	0.000	0.000	0.000	-	-	-	12.800	0.242	0.013	0.000	0.514	0.000
Nov 2012	0.624	0.000	0.605	0.000	0.019	-	-	-	0.000	0.154	0.002	0.000	0.172	6.804
Dec 2012	16.844	0.000	0.000	0.000	0.005	16.839	-	-	0.000	0.000	0.000	0.000	0.057	0.000
Sub-total	17.472	0.000	0.605	0.000	0.028	16.839	0.000	0.000	12.800	0.396	5.315	0.000	0.887	6.804
Jan 2013	19.828	0.000	0.000	0.000	0.006	19.822	-	-	0.000	0.036 (See Note 7)	0.416	0.000	0.081 (See Note 8)	0.000
Feb 2013	8.372	0.000	0.000	0.000	0.005	8.366	-	-	0.000	0.036	0.443	0.000	0.021	0.000
Mar 2013	14.673	0.000	0.000	0.000	0.000	14.673	-	-	0.000	0.036	0.463	0.000	0.064 (See Note 9)	0.000
Apr 2013	13.557	0.000	0.000	0.000	0.025	13.533	-	-	0.000	0.036	0.148	0.000	0.086	0.000
May 2013	9.969	0.000	0.000	0.000	0.000	9.969	-	-	0.000	0.000	0.481	0.000	0.065	0.000
Jun 2013	5.538	0.000	0.000	0.000	0.000	5.538	-	-	0.000	0.045	0.784	0.32 (See Note 11)	0.065	0.000
Jul 2013	6.116	0.000	0.000	0.000	0.000	6.116	-	-	0.000	0.063	0.868	0.400	0.058	0.000
Aug 2013	11.537	0.000	0.000	0.000	0.000	11.537	-	-	0.000	0.068	0.464	0.000	0.071	0.000
Sep 2013	4.641	0.000	0.000	0.000	0.000	4.641	-	-	0.000	0.027	0.522	0.000	0.110	0.000
Oct 2013	9.708	0.000	0.000	0.000	0.000	9.708	-	-	0.000	0.036	0.348	0.000	0.086	0.000
Nov 2013	7.199	0.000	0.000	0.000	0.000	7.199	-	-	0.000	0.068	0.506	0.000	0.678	0.000
Dec 2013	6.973	0.000	0.000	0.000	0.000	6.973	-	-	0.000	0.090	0.383	0.000	1.344	0.000
Sub-total	118.111	0.000	0.000	0.000	0.036	118.075	0.000	0.000	0.000	0.541	5.826	0.720	2.729	0.000
Jan 2014	11.870	0.000	0.000	0.000	0.000	11.870	-	-	0.000	0.121	0.270	0.400	0.100	0.000
Feb 2014	15.316	0.000	0.000	0.000	0.000	15.316	-	-	0.000	0.067	0.396	0.000	0.095	0.000
Mar 2014	18.734	0.000	0.000	0.000	0.000	18.734	-	-	0.000	0.067	0.320	0.200	0.107	0.000
Apr 2014	23.539	0.000	0.000	0.000	0.000	23.539	-	-	0.000	0.000	0.344	0.415	0.064	0.000
May 2014	11.327	0.000	0.000	0.000	0.000	11.327	-	-	0.000	0.000	0.371	0.000	0.130	0.000
Jun 2014	10.440	0.000	0.000	0.000	0.000	10.440	-	-	0.000	0.090	0.332	0.000	0.164	0.000
Jul 2014	2.103	0.000	0.000	0.000	0.000	2.103	-	-	0.000	0.099	0.544	0.200	0.131	0.000
Aug 2014	1.446	0.000	0.000	0.000	0.000	1.446	-	-	0.000	0.189	0.584	0.000	0.129	0.000
Sep 2014	1.980	0.000	0.000	0.000	0.000	1.980	-	-	0.000	0.225	0.284	0.000	0.099	0.000
Oct 2014	16.902	0.000	0.000	0.000	0.000	16.902	-	-	0.000	0.050	0.492	1.120	0.109	0.000
Nov 2014	27.687	0.000	0.000	0.000	0.000	27.687	-	-	0.000	0.140	0.352	0.000	0.083	0.000
Dec 2014	44.771	0.000	0.000	0.000	0.000	44.771	-	-	0.000	0.090	0.284	0.400	0.103	0.000
Sub-total	186.115	0.000	0.000	0.000	0.000	186.115	0.000	0.000	0.000	1.048	4.573	2.335	1.314	0.000

Month	Actual Quantities of Inert C&D Materials Generated Monthly								Actual Quantities of Non-inert C&D Wastes Generated Monthly					Imported Fill
	Total Quantity Generated	Hard Rocks and Large Broken Concrete (See Note 3)	Reused in the Contract	Reused in other Projects	Disposed as Public Fill (See Note 5)	Inert C&D Materials Delivered to 1108A Kai Tai Barging Facilities (See Note 6)	Inert C&D Materials Delivered to 1123 Kai Tai Barging Facilities (See Note 12)	Inert C&D Materials Delivered to Receptor Site of Green Valley Landfill Ltd. (See Note 13)	Metals	Paper/ cardboard packaging	Plastics (See Note 2)	Chemical Waste (See Note 10)	Others, e.g. general refuse (See Note 5)	
	(in '000m³)	(in '000m³)	(in '000m³)	(in '000m³)	(in '000m³)	(in '000m³)	(in '000m³)	(in '000m³)	(in '000kg)	(in '000kg)	(in '000kg)	(in'000kg)	(in '000m³)	(in '000m³)
Jan 2015	64.165	0.000	0.000	0.266	0.000	63.899	-	-	0.000	0.077	0.328	0.180	0.150	0.000
Feb 2015	46.884	0.000	0.000	2.599	0.000	44.285	-	-	0.000	0.090	3.102	0.000	0.106	0.000
Mar 2015	41.498	0.000	0.000	0.000	0.000	41.498	-	-	0.000	0.072	2.321	0.600	0.126	0.000
Apr 2015	13.049	0.000	0.000	0.000	0.000	13.049	-	-	0.000	0.081	1.598	0.000	0.119	0.000
May 2015	54.559	0.000	0.000	0.000	0.000	54.559	-	-	0.000	0.063	0.548	0.000	0.099	0.000
Jun 2015	48.857	0.000	0.000	0.000	0.000	48.857	-	-	0.000	0.041	0.880	0.000	0.144	0.000
Jul 2015	34.471	0.000	0.000	0.000	0.000	34.471	-	-	0.000	0.090	4.972	0.720	0.218	0.000
Aug 2015	28.330	0.000	0.000	0.000	0.000	28.330	-	-	0.000	0.077	1.027	1.240	0.244	0.000
Sep 2015	25.376	0.000	0.000	0.000	0.000	25.376	-	-	0.000	0.068	0.845	2.080	0.224	0.000
Oct 2015	45.061	0.000	0.000	0.000	0.000	45.061	-	-	0.000	0.072	0.743	0.000	0.336	0.000
Nov 2015	45.607	0.000	0.000	0.000	0.000	45.607	-	-	0.000	0.085	4.719	1.760	0.344	0.000
Dec 2015	43.527	0.000	0.000	0.000	0.000	43.527	-	-	0.000	0.090	0.669	0.048	0.286	0.000
Sub-total	491.384	0.000	0.000	2.865	0.000	488.519	0.000	0.000	0.000	0.906	21.752	6.628	2.396	0.000
Jan 2016	28.064	0.000	0.000	0.000	0.000	28.064	-	-	0.000	0.855	0.494	0.000	0.276	0.000
Feb 2016	4.768	0.000	0.000	0.000	0.000	4.768	-	-	0.000	0.230	0.327	0.000	0.280	0.000
Mar 2016	13.662	0.000	0.000	0.000	0.000	13.662	-	-	0.000	0.000	0.316	0.000	0.232	0.000
Apr 2016	21.282	0.000	0.000	0.000	0.000	21.282	-	-	0.000	0.167	0.674	4.000	0.378	0.000
May 2016	28.466	0.000	0.000	0.000	0.000	28.466	-	-	0.000	0.072	0.580	0.000	0.315	0.000
Jun 2016	29.018	0.000	0.000	0.000	0.000	29.018	-	-	0.000	0.045	1.480	3.360	0.292	0.000
Jul 2016	3.727	0.000	0.000	0.000	0.000	3.727	-	-	0.000	0.045	0.860	0.000	0.347	0.000
Aug 2016	0.197	0.000	0.000	0.000	0.000	0.197	-	-	0.000	0.140	1.648	0.000	0.382	0.000
Sep 2016	0.000	0.000	0.000	0.000	0.000	0.000	-	-	0.000	0.122	0.680	0.000	0.443	0.000
Oct 2016	0.000	0.000	0.000	0.000	0.000	0.000	-	-	0.000	0.144	0.575	0.000	0.435	0.000
Nov 2016	0.000	0.000	0.000	0.000	0.000	0.000	-	-	0.000	0.133	0.900	9.600	0.589	0.000
Dec 2016	0.000	0.000	0.000	0.000	0.000	0.000	-	-	0.000	0.063	0.562	0.000	0.696	0.000
Sub-total	129.184	0.000	0.000	0.000	0.000	129.184	0.000	0.000	0.000	2.016	9.096	16.960	4.665	0.000

Month	Actual Quantities of Inert C&D Materials Generated Monthly								Actual Quantities of Non-inert C&D Wastes Generated Monthly					Imported Fill
	Total Quantity Generated	Hard Rocks and Large Broken Concrete (See Note 3)	Reused in the Contract	Reused in other Projects	Disposed as Public Fill (See Note 5)	Inert C&D Materials Delivered to 1108A Kai Tai Barging Facilities (See Note 6)	Inert C&D Materials Delivered to 1123 Kai Tai Barging Facilities (See Note 12)	Inert C&D Materials Delivered to Receptor Site of Green Valley Landfill Ltd. (See Note 13)	Metals	Paper/ cardboard packaging	Plastics (See Note 2)	Chemical Waste (See Note 10)	Others, e.g. general refuse (See Note 5)	
	(in '000m³)	(in '000m³)	(in '000m³)	(in '000m³)	(in '000m³)	(in '000m³)	(in '000m³)	(in '000m³)	(in '000kg)	(in '000kg)	(in '000kg)	(in'000kg)	(in '000m³)	(in '000m³)
Jan 2017	0.000	0.000	0.000	0.000	0.000	0.000	0.000	-	0.000	0.126	0.276	0.000	0.769	0.000
Feb 2017	0.000	0.000	0.000	0.000	0.000	0.000	0.000	-	0.000	0.059	0.417	0.000	0.745	0.000
Mar 2017	0.000	0.000	0.000	0.000	0.000	0.000	0.000	-	0.000	0.077	0.448	0.000	0.618	0.000
Apr 2017	0.000	0.000	0.000	0.000	0.000	0.000	0.000	-	0.000	0.108	0.504	0.000	0.618	0.000
May 2017	10.676	0.000	0.000	0.000	0.000	0.000	10.676	-	0.000	0.158	0.296	0.000	0.619	0.000
Jun 2017	13.390	0.000	0.000	0.000	0.000	0.000	13.390	-	0.000	0.090	0.308	0.000	1.072	0.000
Jul 2017	0.000	0.000	0.000	0.000	0.000	0.000	0.000	-	0.000	0.135	0.740	0.000	1.147	0.000
Aug 2017	0.000	0.000	0.000	0.000	0.000	0.000	0.000	-	0.000	0.045	0.780	0.000	0.959	0.000
Sep 2017	0.000	0.000	0.000	0.000	0.000	0.000	0.000	-	0.000	0.234	0.460	0.000	0.621	0.000
Oct 2017	0.000	0.000	0.000	0.000	0.000	0.000	0.000	-	0.000	0.095	0.427	0.000	0.599	0.000
Nov 2017	0.000	0.000	0.000	0.000	0.000	0.000	0.000	-	0.000	0.121	0.607	0.000	0.866	0.000
Dec 2017	3.964	0.000	0.000	0.000	3.964	0.000	0.000	-	0.000	0.099	0.450	0.000	0.692	0.000
Sub-total	28.030	0.000	0.000	0.000	3.964	0.000	24.066	0.000	0.000	1.347	5.713	0.000	9.325	0.000
Jan 2018	2.938	0.000	0.000	0.000	2.938	0.000	0.000	-	0.000	0.095	0.617	4.480	0.846	0.000
Feb 2018	5.529	0.000	0.000	0.000	5.529	0.000	0.000	-	0.000	0.117	0.227	0.000	0.374	0.000
Mar 2018	3.746	0.000	0.000	0.000	3.746	0.000	0.000	-	0.000	0.000	0.450	0.000	0.468	0.000
Apr 2018	11.039	0.000	0.000	0.628	8.235	0.000	0.000	2.176	0.000	0.104	1.430	0.000	0.473	0.000
May 2018	6.787	0.000	0.000	0.150	6.145	0.000	0.000	0.492	0.000	0.068	0.735	0.000	0.595	0.000
Jun 2018	6.956	0.000	0.000	1.777	5.179	0.000	0.000	0.000	0.000	0.314	1.696	0.000	0.461	0.000
Jul 2018	4.751	0.000	0.000	0.494	4.257	0.000	0.000	0.000	0.000	0.131	0.568	0.000	0.490	0.000
Sub-total	41.746	0.000	0.000	3.049	36.029	0.000	0.000	2.668	0.000	0.829	5.723	4.480	3.707	0.000
Total	1012.043	0.000	0.605	5.914	40.057	938.732	24.066	2.668	12.800	7.083	57.998	31.123	25.023	6.804

Notes:

-1 The performance targets are given below:

- All excavated materials to be sorted for recovering the inert portion of C&D materials, e.g. hard rocks, soil and broken concrete, for reuse on the Site or disposal to designated outlets;
- All metallic waste to be recovered for collection by recycling contractors;
- All cardboard and paper packaging (for plant, equipment and materials) to be recovered, properly stockpiled in dry and covered condition to prevent cross contamination;
- All chemical wastes to be collected and properly disposed of by specialist contractors; and
- All demolition debris to be stored to recover broken concrete, reinforcement bars, mechanical and electrical fittings, hardware as well as other fitting / materials that have established recycling outlets.

-2 Plastics refer to plastic bottles/containers, plastic sheets/foam from packaging material.

-3 Broken concrete for recycling into aggregates.

-4 The waste flow table shall also include C&D materials that are specified in the Contract to be imported for use at the Site.

-5 Density Assumption: 1.6(kg/l) for Public Fill and 0.9(kg/l) for General Refuse

-6 Inert C&D Material was delivered to contract 1108A from 10-Dec-2012.

-7 The quantity of paper/ cardboard packaging generated in January 2013 was updated by the Contractor in March 2013.

-8 The quantity of general refuse generated in January 2013 was updated by the Contractor in March 2013.

-9 The quantity of general refuse generated in March 2013 was updated by the Contractor in April 2013.

-10 Chemical waste includes waste oil. It is assumed density of waste oil to be 0.8 kg/L.

-11 The quantity of chemical waste generated in June 2013 was updated by the Contractor in August 2013.

-12 Inert C&D Material was delivered to contract SCL1123 from 20-May-2017.

-13 Inert C&D Material was delivered to Receptor Site of Green Valley Landfill Ltd. from April 2018.

Annex L

(Not Used)

Annex M

Environmental Complaint, Environmental Summon and Prosecution Log

Annex M Environmental Complaint, Environmental Summon and Prosecution Log

Reporting Month	Number of Complaints in Reporting Month	Number of Summons/Prosecutions in Reporting Month
September 2012	0	0
October 2012	0	0
November 2012	0	0
December 2012	0	0
January 2013	0	0
February 2013	0	0
March 2013	0	0
April 2013	0	0
May 2013	0	0
June 2013	0	0
July 2013	0	0
August 2013	0	0
September 2013	0	0
October 2013	0	0
November 2013	0	0
December 2013	0	0
January 2014	0	0
February 2014	0	0
March 2014	0	0
April 2014	0	0
May 2014	0	0
June 2014	0	0

Reporting Month	Number of Complaints in Reporting Month	Number of Summons/Prosecutions in Reporting Month
July 2014	0	0
August 2014	0	0
September 2014	1	0
October 2014	0	0
November 2014	0	0
December 2014	0	0
January 2015	3	0
February 2015	0	0
March 2015	0	0
April 2015	3	0
May 2015	2	0
June 2015	7	0
July 2015	0	0
August 2015	1	0
September 2015	2	0
October 2015	2	0
November 2015	0	0
December 2015	0	0
January 2016	2	0
February 2016	0	0
March 2016	1	0
April 2016	2	0
May 2016	1	0
June 2016	2	0

Reporting Month	Number of Complaints in Reporting Month	Number of Summons/Prosecutions in Reporting Month
July 2016	0	0
August 2016	0	0
September 2016	0	0
October 2016	1	0
November 2016	0	0
December 2016	2	0
January 2017	0	0
February 2017	0	0
March 2017	1	0
April 2017	0	0
May 2017	0	0
June 2017	0	0
July 2017	1	0
August 2017	1	0
September 2017	2	0
October 2017	3	0
November 2017	1	0
December 2017	0	0
January 2018	0	0
February 2018	0	0
March 2018	0	0
April 2018	2	0
May 2018	0	0
June 2018	0	0

Reporting Month	Number of Complaints in Reporting Month	Number of Summons/Prosecutions in Reporting Month
July 2018	0	0
Overall Total	43	0

Appendix B

67th Monthly EM&A Report for Works Contract 1111 – Hung Hom North Approach Tunnels

AECOM

Gammon-Kaden SCL 1111 Joint Venture

Shatin to Central Link - Tai Wai to Hung Hom Section and Mong Kok East to Hung Hom Section

Works Contract 1111 - Hung Hom North Approach Tunnels

Monthly EM&A Report for July 2018

[August 2018]

	Name	Signature
Prepared & Checked:	Sammi Lam	
Reviewed, Approved & Certified:	Y T Tang (Contractor's Environmental Team Leader)	

Version: 0	Date: 8 August 2018

Disclaimer

This Monthly EM&A Report is prepared for Gammon-Kaden SCL1111 JV and is given for its sole benefit in relation to and pursuant to SCL1111 and may not be disclosed to, quoted to or relied upon by any person other than Gammon-Kaden SCL1111 JV without our prior written consent. No person (other than Gammon-Kaden SCL1111 JV) into whose possession a copy of this report comes may rely on this report without our express written consent and Gammon-Kaden SCL1111 JV may not rely on it for any purpose other than as described above.

AECOM Asia Co. Ltd.
15/F, Grand Central Plaza, Tower 1, 138 Shatin Rural Committee Road, Shatin, NT, Hong Kong
Tel: (852) 3922 9000 Fax: (852) 2317 7609 www.aecom.com

Table of Contents

Page

EXECUTIVE SUMMARY4 1

1 INTRODUCTION 3

1.1 Purpose of the Report 3
1.2 Report Structure 3

2 PROJECT INFORMATION 4

2.1 Background 4
2.2 Site Description 4
2.3 Construction Programme and Activities 5
2.4 Project Organisation 5
2.5 Status of Environmental Licences, Notification and Permits 6

3 ENVIRONMENTAL MONITORING REQUIREMENTS 8

3.1 Construction Dust Monitoring 8
3.2 Regular Construction Noise Monitoring 10
3.3 Continuous noise monitoring 12
3.4 Landscape and Visual 13

4 IMPLEMENTATION STATUS OF ENVIRONMENTAL MITIGATION MEASURES 14

5 MONITORING RESULTS 15

5.1 Construction Dust Monitoring 15
5.2 Regular Construction Noise Monitoring 15
5.3 Continuous Noise Monitoring 15
5.4 Waste Management 16
5.5 Landscape and Visual 16

6 ENVIRONMENTAL SITE INSPECTION AND AUDIT 17

7 ENVIRONMENTAL NON-CONFORMANCE 17

7.1 Summary of Monitoring Exceedances 17
7.2 Summary of Environmental Non-Compliance 17
7.3 Summary of Environmental Complaints 17
7.4 Summary of Environmental Summon and Successful Prosecutions 18

8 FUTURE KEY ISSUES 19

8.1 Construction Programme for the Project 19
8.2 Key Issues for the Coming Month 19
8.3 Monitoring Schedule for the Next Two Month 19

9 CONCLUSIONS AND RECOMMENDATIONS 20

9.1 Conclusions 20
9.2 Recommendations 20

List of Tables

Table 1.1 Contact Information of Key Personnel
Table 2.1 Status of Environmental Licenses, Notifications and Permits
Table 3.1 Air Quality Monitoring Equipment
Table 3.2 Locations of Air Quality Monitoring Stations
Table 3.3 Air Quality Monitoring Parameters, Frequency and Duration
Table 3.4 Noise Monitoring Parameters, Frequency and Duration
Table 3.5 Noise Monitoring Equipment for Regular Noise Monitoring
Table 3.6 Locations of Impact Noise Monitoring Stations
Table 3.7 Summary of Proposed Continuous Noise Monitoring Location
Table 3.8 Noise Monitoring Equipment for Continuous Noise Monitoring
Table 3.9 Summary of Proposed Continuous Noise Monitoring Plan
Table 4.1 Status of Required Submission under Environmental Permit
Table 5.1 Summary of 24-hour TSP Monitoring Results in the Reporting Period
Table 5.2 Summary of Impact Noise Monitoring Results in the Reporting Period
Table 6.1 Observations and Recommendations of Site Audit

List of Figures

Figure 1.1 General Layout Plan
Figure 2.1 Location of Air Quality Monitoring Station
Figure 3.1 Locations of Impact Noise Monitoring Stations

List of Appendices

Appendix A Construction Programme
Appendix B Project Organisation Structure
Appendix C Implementation Schedule of Environmental Mitigation Measures
Appendix D Summary of Action and Limit Levels
Appendix E Calibration Certificates of Equipment
Appendix F EM&A Monitoring Schedules
Appendix G Air Quality Monitoring Results and their Graphical Presentations
Appendix H Noise Monitoring Results and their Graphical Presentations
Appendix I Event and Action Plan
Appendix J Cumulative Statistics on Complaints, Notification of Summons and Successful Prosecutions
Appendix K Monthly Summary Waste Flow Table

EXECUTIVE SUMMARY

Shatin to Central Link Contract 1111 – Hung Hom North Approach Tunnels (hereafter called "the Project") covers part of the construction of the Shatin to Central Link (SCL) which aimed to convey a total of 17km extension of the existing Ma On Shan Line (MOL) through east Kowloon to West Rail Line and also East Rail Line (EAL) through Hung Hom across the harbour to Admiralty Station (ADM). The Project covers construction activities at Mong Kok Freight Terminal and part of the construction activities located at Hung Hom Area for SCL (TAW-HUH), SCL (MKK-HUH) and SCL (HHS).

The EM&A programme commenced in January 2013.The impact EM&A for the Project includes air quality and noise monitoring.

This report documents the findings of EM&A works conducted in the period between 1 and 31 July 2018. As informed by the Contractor, major activities in the reporting period were:

Location	Site Activities
Ho Man Tin	Steel mesh, planter works, hoarding removal
NSL (South)	Road & drainage construction, bar fence, planting
OB2 / TB1	Maintenance access, abandoned watermain removal, bar fence
OB2A / TB2	Maintenance access, bar fence
NSL 9 & Oi Sen Path	Defect rectification, minor steel work

Noise mitigation measure of vertical noise barrier P3 substantially completed in March 2018.

Breaches of Action and Limit Levels for Air Quality

No exceedance of Action and Limit Level of 24-hour TSP monitoring was recorded at the monitoring location in the reporting month.

Breaches of Action and Limit Levels for Noise

Regular Noise Monitoring

No Action Level exceedance was recorded since no noise related complaint during 0700 to 1900 hours on normal weekdays was received in the reporting month.

No exceedance of Limit Level of noise was recorded in the reporting month.

Continuous Noise Monitoring

As the construction works identified by the Construction Noise Mitigation Measures Plan (CNMMP) to be potentially causing exceedance of noise criteria have been completed, no continuous noise monitoring was carried out during this reporting month.

Complaint, Notification of Summons and Successful Prosecution

No complaint, notification of summons and successful prosecution were received in the reporting month.

Future Key Issues

Key issues to be considered in the coming month included:

Location	Site Activities
Ho Man Tin	Steel mesh, planter works, hoarding removal
NSL (South)	Road & drainage construction, bar fence, planting
OB2 / TB1	Maintenance access, abandoned watermain removal, bar fence
OB2A / TB2	Maintenance access, bar fence
NSL 9 + Oi Sen Path	Defect rectification, minor steel work

Potential environmental impacts arising from the above construction activities are mainly associated with construction dust, construction noise and waste management.

1 INTRODUCTION

Gammon-Kaden SCL1111 Joint Venture (GKSCLJV) was commissioned by MTR as the Civil Contractor for Works Contract 1111. AECOM Asia Company Limited (AECOM) was appointed by GKSCLJV as the Environmental Team (ET) to undertake the Environmental Monitoring and Audit (EM&A) programme during construction phase of the Project.

1.1 Purpose of the Report

1.1.1 This is the sixty-seventh monthly EM&A Report which summaries the impact monitoring results and audit findings for the Project during the reporting period from 1 to 31 July 2018.

1.2 Report Structure

1.1.2 This monthly EM&A Report is orgainised as follows:

- Section 1: Introduction
- Section 2: Project Information
- Section 3: Environmental Monitoring Requirement
- Section 4: Implementation Status of Environmental Mitigation Measures
- Section 5: Monitoring Results
- Section 6: Environmental Site Inspection
- Section 7: Environmental Non-conformance
- Section 8: Future Key Issues
- Section 9: Conclusions and Recommendation

2 PROJECT INFORMATION

2.1 Background

2.1.1 The Shatin to Central Link (SCL) is a 17km extension of the existing Ma On Shan Line (MOL) and East Rail Line (EAL) comprising (i) The East-West Corridor which extends the MOL from Tai Wai via East Kowloon to connect with the West Rail Line (WRL) at Hung Hom Station (HUH); and (ii) The North-South Corridor which is an extension of the East Rail Line (EAL) at Hung Hom across the harbour to Admiralty Station (ADM).

2.1.2 The Environmental Impact Assessment (EIA) Reports for SCL – Tai Wai to Hung Hom Section [SCL (TAW-HUH)] (Register No.: AEIAR-167/2012), SCL – Mong Kok East to Hung Hom Section [SCL (MKK-HUH)] (Register No.: AEIAR-165/2012) and SCL - Stabling Sidings at Hung Hom Freight Yard [SCL (HHS)] (Register No.: AEIAR-164/2012) were approved on 17 February 2012 under the Environmental Impact Assessment Ordinance (EIAO). Following the approval of the EIA Reports, two Environmental Permits (EPs) were granted on 22 March 2012, one covers SCL (TAW-HUH) and SCL (HHS)(EP No: EP-438/2012) and the other covers SCL (MKK-HUH) and SCL (HHS) (EP No.: EP-437/2012), for their construction and operation. Variations of environmental permit (VEP) was subsequently applied for EP-438/2012 and EP-437/2012. The latest Environmental Permit (EP No: EP-438/2012/K and EP-437/2012/A) were issued by Director of Environmental Protection (DEP) on 4 October 2016 and 28 November 2017 respectively.

2.1.3 The construction of the SCL is divided into different civil construction works contracts and Works Contract 1111 – Hung Hom North Approach Tunnels (hereafter referred to as “the Project”) covers construction activities at Mong Kok Freight Terminal and part of the construction activities located at Hung Hom under the two EPs.

2.2 Site Description

2.2.1 The major construction activities under Works Contract 1111 include:

- SCL (MKK-HUH) – (i) Construction of an realigned and modified railway from Portal 1A near Oi Man Estate to Hung Hom Station; (ii) Construction of Noise Enclosure at Portal 1A; (iii) modification works on the existing Homantin Siding; and (iv) new EVA near Hung Hom Station.
- SCL (TAW–HUH) – Part of the railway tunnel from Ho Man Tin Station to Hung Hom.
- SCL (HHS) – Construction of tracks and noise barrier of Hung Hom Stabling Sidings.

2.2.2 **Figure 1.1** shows the works areas for the Works Contract 1111.

2.3 Construction Programme and Activities

2.3.1 The major construction activities undertaken in the reporting month are summarised below:-

Location	Site Activities
Ho Man Tin	Steel mesh, planter works, hoarding removal
NSL (South)	Road & drainage construction, bar fence, planting
OB2 / TB1	Maintenance access, abandoned watermain removal, bar fence
OB2A / TB2	Maintenance access, bar fence, slope reinstatement
NSL 9 & Oi Sen Path	Defect rectification, minor steel work

2.3.2 Noise mitigation measure of vertical noise barrier P3 substantially completed in March 2018.

2.3.3 The construction programme is presented in **Appendix A**

2.4 Project Organisation

2.4.1 The project organization structure is shown in **Appendix B**. The key personnel contact names and numbers for the Project are summarised in **Table 1.1.**

Table 1.1 Contact Information of Key Personnel

Party	Role	Position	Name	Telephone	Fax
MTR	Residential Engineer (ER)	Construction Manager	Mr. Michael Fu	3127 6201	3124 6422
		SCL Project Environmental Team Leader	Ms. Lisa Poon	3127 6295	3127 6422
Meinhardt	Independent Environmental Checker	Independent Environmental Checker	Mr. Fredrick Leong	2859 1739	2540 1580
GKSCKJV	Contractor	Project Manager	Mr. Alan Yan	9855 0361	3904 9630
		Environmental Manager	Ms. Michelle Tang	3904 9663	
		Environmental Officer	Ms. Phoebe Ng	3904 9665	
AECOM	Contractor's Environmental Team (ET)	ET Leader	Mr. Y T Tang	3922 9393	2317 7609

2.5 Status of Environmental Licences, Notification and Permits

2.5.1 Relevant environmental licenses, permits and/or notifications on environmental protection for this Project and valid in the reporting month are summarized in **Table 2.1**.

Table 2.1 Status of Environmental Licenses, Notifications and Permits

Permit / License No. / Notification/ Reference No.	Valid Period		Status	Remarks
	From	To		
Environmental Permit				
EP-437/2012/A	28 Nov 2017	-	Valid	
EP-438/2012/K	4 Oct 2016	-	Valid	-
Construction Noise Permit				
GW-RE0042-18	27 Jan 2018	26 Jul 2018	Valid	CNP for Dewatering and welding at NSL6
GW-RE0046-18	27 Jan 2018	26 Jul 2018	Valid	CNP for General and Reprovisioning Works at Hung Hom Station
GW-RE0249-18	17 Apr 2018	16 Jul 2018	Valid	CNP for OB2A Maintanence Works at Chatham Rd North
GW-RE0268-18	20 Apr 2018	19 Jul 2018	Valid	CNP for Reinstatement Works at OSP
GW-RE0503-18	27 Jul 18	26 Oct 18	Valid	CNP for OB2 & OB2A Maintenance Work at Chatham Rd North
GW-RE0519-18	31 Jul 18	27 Oct 18	Valid	CNP for Reinstatement Works at NSL 3-6
Wastewater Discharge License				
WT00016435-2013	23 Jul 2013	31 Jul 2018	Valid	For Hong Chong Slip Rd and Slip Rd at Princess Margaret Road Link & Chatham Road North
WT00018688-2014	14 Apr 2014	30 Apr 2019	Valid	For inside Hung Hom Freight Terminal at Cheong Tung Road
WT00019068-2014	25 Jun 2014	30 Jun 2019	Valid	For Oi Sen Path
WT00019895-2014	24 Sep 2014	30 Sep 2019	Valid	For near Hong Chong Road, Hung Hom at MTRC Ho Man Tin Sidings
WT00020525-2014	30 Dec 2014	31 Dec 2019	Valid	For Chatham Road North
WT00020727-2015	6 Feb 2015	28 Feb 2020	Valid	For Chatham Road North above the railway
WT00022080-2015	13 Aug 2015	31 Aug 2020	Valid	For near Chatham Road North, EWL 9
WT00022793-2015	23 Nov 2015	31 Jul 2018	Valid	For Winslow Street Slope (near Wa Fung Street)
WT00030411-2018	21 Feb 2018	28 Feb 2023	Valid	For near Winslow Street
Chemical Waste Producer Registration				
5213-641-G2618-01	22 Mar 2013	End of Project	Valid	For Winslow Street Playground Works
5213-641-G2618-03	8 Apr 2013	End of Project	Valid	For Hung Hom Station Works
5213-213-G2618-06	16 Apr 2013	End of Project	Valid	For Ho Man Tin Sidings Works
5213-236-G2618-10	14 Jun 2013	End of Project	Valid	For Chatham Road North - Hong Chong Road Works
5213-236-G2618-11	27 May 2013	End of Project	Valid	For Chatham Road North-NSL8 & EWL8 Works
5213-213-G2618-12	14 Apr 2014	End of Project	Valid	For Hung Hom Freight Terminal - NSL 3-5 Works
5213-236-G2618-14	8 May 2014	End of Project	Valid	For Oi Sen Path Works
5213-236-G2618-15	9 Feb 2015	End of Project	Valid	For NSL7 & EWL7 Works

Permit / License No. / Notification/ Reference No.	Valid Period		Status	Remarks
	From	To		
5213-236-G2618-16	3 Aug 2015	End of Project	Valid	For EWL9 Works
Billing Account for Construction Waste Disposal				
7016658	24 Jan 2013	End of Project	Account Active	
Notification Under Air Pollution Control (Construction Dust) Regulation				
353991	02 Jan 2013	End of Project	Notified	
Clinical Waste Producer Premises Code				
PC01/RE/00362644	30 Jan 2014	End of Project	Valid	For Hung Hom Freight Yard Works

3 ENVIRONMENTAL MONITORING REQUIREMENTS

3.1 Construction Dust Monitoring

Monitoring Requirements

3.1.1 In accordance with the approved EM&A Manuals, 24-hour Total Suspended Particulates (TSP) level at the designated air quality monitoring station is required. Impact 24-hour TSP monitoring should be carried out for at least once every 6 days. The Action and Limit level of the air quality monitoring is provided in **Appendix D**.

Monitoring Equipment

3.1.2 24-hour TSP air quality monitoring was performed using High Volume Sampler (HVS) located at each designated monitoring station. The HVS meets all the requirements of the EM&A Manual. Brand and model of the equipment is given in **Table 3.1**.

Table 3.1 Air Quality Monitoring Equipment

Equipment	Brand and Model
High Volume Sampler (24-hour TSP)	Andersen Total Suspended Particulate Mass Flow Controlled High Volume Air Sampler (Model No. GS 2310 (S/N:8259))
Calibration Kit	TISCH Environmental Orifice (Model TE-5025A (Orifice I.D.: 0843))

Monitoring Locations

3.1.3 One monitoring station was set up at the proposed location in accordance with the approved EM&A Manuals for SCL (TAW-HUH), SCL (MKK-HUH) and SCL (HHS) as well as the works areas of the Project. The location of the construction dust monitoring station is summarised in **Table 3.2** and shown in **Figure 2.1.**

Table 3.2 Locations of Construction Dust Monitoring Stations

ID	Location	Monitoring Station
AM1	No. 234 – 238 Chatham Road North	Roof top of the premises facing Chatham Road North

Note:
(1) Permission of access could not be obtained from Wing Fung Building (originally proposed in the approved EM&A Manuals) and hence the monitoring location was relocated to No. 234-238 Chatham Road North. The alternative monitoring location has been approved by IEC and EPD.

Monitoring Methodology

3.1.4 24-hour TSP Monitoring

(a) The HVS was installed in the vicinity of the air sensitive receivers. The following criteria were considered in the installation of the HVS as far as practicable:-

(i) A horizontal platform with appropriate support to secure the sampler against gusty wind was provided.
(ii) The distance between the HVS and any obstacles, such as buildings, was at least twice the height that the obstacle protrudes above the HVS.
(iii) A minimum of 2 meters separation from walls, parapets and penthouse for rooftop sampler.
(iv) A minimum of 2 meters separation from any supporting structure, measured horizontally is required.
(v) No furnace or incinerator flues nearby.
(vi) Airflow around the sampler was unrestricted.
(vii) Permission was obtained to set up the samplers and access to the monitoring stations.
(viii) A secured supply of electricity was obtained to operate the samplers.
(ix) The sampler was located more than 20 meters from any dripline.

(x) Any wire fence and gate, required to protect the sampler, did not obstruct the monitoring process.
(xi) Flow control accuracy was kept within ±2.5% deviation over 24-hour sampling period.

(b) Preparation of Filter Papers

(i) Glass fibre filters, G810 were labelled and sufficient filters that were clean and without pinholes were selected.
(ii) All filters were equilibrated in the conditioning environment for 24 hours before weighing. The conditioning environment temperature was around 25 °C and not variable by more than ±3 °C; the relative humidity (RH) was < 50% and not variable by more than ±5%. A convenient working RH was 40%.
(iii) All filter papers were prepared and analysed by ALS Technichem (HK) Pty Ltd., which is a HOKLAS accredited laboratory and has comprehensive quality assurance and quality control programmes.

(c) Field Monitoring

(i) The power supply was checked to ensure the HVS works properly.
(ii) The filter holder and the area surrounding the filter were cleaned.
(iii) The filter holder was removed by loosening the four bolts and a new filter, with stamped number upward, on a supporting screen was aligned carefully.
(iv) The filter was properly aligned on the screen so that the gasket formed an airtight seal on the outer edges of the filter.
(v) The swing bolts were fastened to hold the filter holder down to the frame. The pressure applied was sufficient to avoid air leakage at the edges.
(vi) Then the shelter lid was closed and was secured with the aluminium strip.
(vii) The HVS was warmed-up for about 5 minutes to establish run-temperature conditions.
(viii) A new flow rate record sheet was set into the flow recorder.
(ix) On site temperature and atmospheric pressure readings were taken and the flow rate of the HVS was checked and adjusted at around 1.3 m^3/min, and complied with the range specified in the EM&A Manual (i.e. 0.6-1.7 m^3/min).
(x) The programmable digital timer was set for a sampling period of 24 hrs, and the starting time, weather condition and the filter number were recorded.
(xi) The initial elapsed time was recorded.
(xii) At the end of sampling, on site temperature and atmospheric pressure readings were taken and the final flow rate of the HVS was checked and recorded.
(xiii) The final elapsed time was recorded.
(xiv) The sampled filter was removed carefully and folded in half length so that only surfaces with collected particulate matter were in contact.
(xv) It was then placed in a clean envelope and sealed.
(xvi) All monitoring information was recorded on a standard data sheet.
(xvii) Filters were then sent to ALS Technichem (HK) Pty Ltd. for analysis.

(d) Maintenance and Calibration

(i) The HVS and its accessories were maintained in good working condition, such as replacing motor brushes routinely and checking electrical wiring to ensure a continuous power supply.
(ii) HVSs were calibrated using TE-5025A Calibration Kit upon installation and thereafter at bi-monthly intervals.
(iii) Calibration certificate of the TE-5025A Calibration Kit and the HVSs are provided in **Appendix E**.

Monitoring Schedule for the Reporting Month

3.1.5 The schedule for environmental monitoring in July 2018 is provided in **Appendix F**.

3.2 Regular Construction Noise Monitoring

Monitoring Requirements

3.2.1 In accordance with the EM&A Manuals, impact noise monitoring should be conducted for at least once a week during the construction phase of the Project. **Table 3.4** summarises the monitoring parameters, frequency and duration of impact noise monitoring. The Action and Limit level of the noise monitoring is provided in **Appendix D**.

Table 3.4 Noise Monitoring Parameters, Frequency and Duration

Parameter and Duration	Frequency
30-mins measurement at each monitoring station between 0700 and 1900 on normal weekdays. Leq, L10 and L90 would be recorded.	At least once per week

Monitoring Equipment

3.2.2 Noise monitoring was performed using sound level meter at each designated monitoring station. The sound level meters deployed comply with the International Electrotechnical Commission Publications (IEC) 651:1979 (Type 1) and 804:1985 (Type 1) specifications. Acoustic calibrator was deployed to check the sound level meters at a known sound pressure level. Brand and model of the equipment is given in **Table 3.5**.

Table 3.5 Noise Monitoring Equipment for Regular Noise Monitoring

Equipment	Brand and Model
Integrated Sound Level Meter	Model No. B&K2238 (S/N: 2800927), Model No. B&K2250-L (S/N: 2681366)
Acoustic Calibrator	Model No. Rion Co., Ltd NC-74 (S/N: 34246490)

Monitoring Locations

3.2.3 Two monitoring stations were set up at the proposed locations in accordance with the approved EM&A Manuals for SCL (TAW-HUH), SCL (MKK-HUH) and SCL (HHS) as well as the works areas of the Project. Locations of the noise monitoring stations are summarised in **Table 3.6** and shown in **Figure 3.1**.

Table 3.6 Locations of Regular Construction Noise Monitoring Stations

ID	Location	Monitoring Station	Type of Measurement
NM1	Carmel Secondary School (South Block)	1m from the exterior of the roof top façade of the premises facing Oi Sen Path	Façade
NM2	No. 234 – 238 Chatham Road North(1)	Free-field on the rooftop of the premise	Free Field

Note:
(1) Permission of access could not be obtained from Wing Fung Building (originally proposed in the approved EM&A Manuals) and hence the monitoring location was relocated to No. 234-238 Chatham Road North. The alternative monitoring location has been approved by IEC and EPD.

Monitoring Methodology

3.2.4 Monitoring Procedure

(a) The sound level meter was set on a tripod at a height of 1.2 m above the ground for free-field measurements at NM2. A correction of +3 dB(A) shall be made to the free field measurements.

(b) Façade measurements were made at NM1.

(c) The battery condition was checked to ensure the correct functioning of the meter.

(d) Parameters such as frequency weighting, the time weighting and the measurement time were set as follows:

(i) frequency weighting: A
(ii) time weighting: Fast
(iii) time measurement: $L_{eq(30\text{-}minutes)}$ during non-restricted hours i.e. 0700 – 1900 on normal weekdays.

(e) Prior to and after each noise measurement, the meter was calibrated using the acoustic calibrator for 94 dB(A) at 1000 Hz. If the difference in the calibration level before and after measurement was more than 1 dB(A), the measurement would be considered invalid and repeat of noise measurement would be required after re-calibration or repair of the equipment.

(f) During the monitoring period, the L_{eq}, L_{10} and L_{90} were recorded. In addition, site conditions and noise sources were recorded on a standard record sheet.

(g) Noise measurement was paused during periods of high intrusive noise (e.g. dog barking, helicopter noise) if possible. Observations were recorded when intrusive noise was unavoidable.

(h) Noise monitoring was cancelled in the presence of fog, rain, wind with a steady speed exceeding 5m/s, or wind with gusts exceeding 10m/s.

3.2.5 Maintenance and Calibration

(a) The microphone head of the sound level meter was cleaned with soft cloth at regular intervals.

(b) The meter and calibrator were sent to the supplier or HOKLAS laboratory to check and calibrate at yearly intervals.

(c) Calibration certificates of the sound level meters and acoustic calibrators are provided in **Appendix E**.

Monitoring Schedule for the Reporting Month

3.2.6 The schedule for environmental monitoring in July 2018 is provided in **Appendix F**.

3.3 Continuous noise monitoring

Monitoring Requirements

3.3.1 According to EP conditions under EP-437/2012/A (Condition 2.8) and EP-438/2012/K (Condition 2.10), continuous noise monitoring should be conducted at the NSRs as identified by the Construction Noise Mitigation Measures Plan (CNMMP) to have residual air-borne noise impacts. A CNMMP and Continuous Noise Monitoring Plan (CNMP) were submitted to EPD on 20 January 2014.

Monitoring Locations

3.3.2 With reference to the CNMP, continuous noise monitoring should be conducted during period at which the predicted airborne construction noise levels exceed the relevant noise criteria at the respective NSRs. The proposed continuous noise monitoring locations are presented in **Table 3.7** and shown in **Figure 2.1**.

Table 3.7 Summary of Proposed Continuous Noise Monitoring Location

NSR ID	NSR Description	Uses	Proposed Continuous Noise Monitoring Location	Alternative Noise Monitoring Location
OM4a	Carmel Secondary School (South Block)	Educational	NM1	-
HH2	Wing Fung Building	Residential	NM2	No. 234-238 Chatham Road North(1)

Note:
(1) Permission of access could not be obtained from Wing Fung Building (originally proposed in the approved EM&A Manuals) and hence the monitoring location was relocated to No. 234-238 Chatham Road North. The alternative monitoring location is considered as an appropriate alternative noise monitoring station in the CNMP.

Monitoring Equipment

3.3.3 Continuous noise monitoring will be performed using sound level meter at each designated monitoring station. The sound level meters deployed comply with the International Electrotechnical Commission Publications (IEC) 651:1979 (Type 1) and 804:1985 (Type 1) specifications. Acoustic calibrator will be deployed to check the sound level meters at a known sound pressure level. Brand and model of the equipment is given in **Table 3.8.**

Table 3.8 Noise Monitoring Equipment for Continuous Noise Monitoring

Equipment	Brand and Model
Integrated Sound Level Meter	B&K (Model No. 2238)
Acoustic Calibrator	Rion (Model No. NC-74)

Monitoring Parameters, Frequency and Duration

3.3.4 Continuous noise level will be measured in terms of the A-weighted equivalent continuous sound pressure level for 30 minutes ($L_{eq,\ 30\ min}$) for time period between 0700 and 1900 hours on normal working hours (i.e. Mondays to Saturdays) during the construction period that the predicted noise levels exceed the relevant noise criteria at the identified NSRs. The recommended measurement period for the continuous noise monitoring programme in the CNMP is summarised in **Table 3.9**.

Monitoring Methodology

3.3.5 Immediately prior to the noise measurement, the accuracy of the sound level meter will be checked using an acoustic calibrator, which generated a known sound pressure level at a known frequency. The accuracy of the sound level meter will also be checked on an annual-basis. Measurement will be accepted as valid only if the calibration level before and after the noise measurement agrees to within 1.0dB. Noise measurement will be made in accordance with standard acoustical principles and practices in relation to weather conditions.

Event and Action Plan

3.3.6 Summary of the proposed continuous noise monitoring programme are presented in **Table 3.9**. The Event and Action Plan for the continuous noise monitoring programme recommended in the CNMP is presented in **Appendix I**.

Table 3.9 Summary of Proposed Continuous Noise Monitoring Programme

Monitoring Location	NSR Description	Action/Limit Level, dB(A)	Measurement Period
NM1	Carmel Secondary School (South Block)	68(1)	Feb and Jun 2014, Jan and Feb 2015(3) Mar 2015 (4)
NM2	No. 234-238 Chatham Road North(2)	77	Sep to Dec of 2014 Jan / Mar to May 2015

Note:
(1) Action/Limit level will only be applicable during the examination period.
(2) Permission of access could not be obtained from Wing Fung Building (originally proposed in the approved EM&A Manuals) and hence the monitoring location was relocated to No. 234-238 Chatham Road North. The alternative monitoring location is considered as an appropriate alternative noise monitoring station in the CNMP.
(3) Based on 2014-2015 Calendar of Carmel Secondary School, the examination periods are scheduled in January and February 2015. The continuous noise monitoring was conducted in January and February 2015.
(4) Additional continuous noise monitoring was conducted in March 2015 according to the latest 2014-2015 Calendar of Carmel Secondary School.

3.4 Landscape and Visual

3.4.1 As per the EM&A Manuals, the landscape and visual mitigation measures should be implemented and site inspections should be undertaken once every two weeks during the construction period. A summary of the implementation status is presented in **Section 6.**

4 IMPLEMENTATION STATUS OF ENVIRONMENTAL MITIGATION MEASURES

The Contractor has implemented environmental mitigation measures and requirements as stated in the EIA Reports, the EPs and EM&A Manuals. The implementation status of the environmental mitigation measures during the reporting period is summarized in **Appendix C**. Status of required submissions under the EPs during the reporting period is summarised in **Table 4.1**.

Table 4.1 Status of Required Submission under Environmental Permit

EP Condition	Submission	Submission Date
Condition 3.4 (EP-437/2012/A) & Condition 3.4 (EP-438/2012/K)	Monthly EM&A Report for June 2018	13 July 2018

5 MONITORING RESULTS

5.1 Construction Dust Monitoring

5.1.1 The monitoring results for 24-hour TSP are summarised in **Table 5.1**. Detailed air quality monitoring results and wind monitoring data extracted from the nearest Automatic Weather Station are presented in **Appendix G**.

Table 5.1 Summary of 24-hour TSP Monitoring Results in the Reporting Period

ID	Average (μg/m^3)	Range (μg/m^3)	Action Level (μg/m^3)	Limit Level (μg/m^3)
AM1	37.2	26.1 – 45.3	183.9	260

5.1.2 No Action and Limit Level exceedance was recorded for 24-hour TSP monitoring at the monitoring location in the reporting month.

5.1.3 The event and action plan is annexed in **Appendix I**.

5.1.4 Major dust sources during the monitoring included construction dust from the Project site and other nearby construction sites and also nearby traffic emission.

5.2 Regular Construction Noise Monitoring

5.2.1 The monitoring results for noise are summarized in **Table 5.2** and the monitoring data is provided in **Appendix H**.

Table 5.2 Summary of Impact Noise Monitoring Results in the Reporting Period

ID	Range, dB(A), $L_{eq\ (30\ mins)}$	Limit Level, dB(A), $L_{eq\ (30\ mins)}$
NM 1(2)	<Baseline	70 (65)(1)
NM 2(2)	<Baseline	75

Note:
(1) Daytime noise Limit Level of 70dB(A) applies to education institutions while 65dB(A) applies during school examination period.
(2) Baseline correction will be made to the measured L_{eq} when the measured noise level exceeded the corresponding baseline noise level and presented in the table. No correction was made to NM2 as all measured noise levels were below the baseline noise level.

5.2.2 No noise complaint was received in the reporting month during 0700 to 1900 hours on normal weekdays; hence, no Action Level exceedance was recorded.

5.2.3 No Limit Level exceedance of noise was recorded at all monitoring stations in the reporting month.

5.2.4 The event and action plan is annexed in **Appendix I**.

5.2.5 Major noise sources during the monitoring included construction noise from the Project site and other nearby construction sites, nearby traffic noise and noise from school activities and the community.

5.3 Continuous Noise Monitoring

5.3.1 As the construction works that have been identified by the CNMMP to be potentially causing exceedance of noise criteria have not commenced during this reporting month, no continuous noise monitoring was carried out.

5.4 Waste Management

5.4.1 C&D materials and wastes sorting were carried out on site. Receptacles were available for C&D wastes and general refuse collection.

5.4.2 As advised by the Contractor, 4 m^3 of inert C&D material was generated. 4 m^3 were disposed as public fills at TKO137. No public fills was disposed at TM38. No public fills was delivered to Hung Hom Barging Point, handled by other project and reused in the Contract. While 33,130 kg of general refuse was disposed at NENT landfill in the reporting month, No metal, paper and plastic were collected by recycling contractor in the reporting month. No Type 1 marine dumping was delivered to Hung Hom Barging Point. No chemical waste was collected by licensed contractor in the reporting period. The waste flow table is annexed in **Appendix K.**

5.4.3 The Contractor is advised to properly maintain on site C&D materials and wastes collection, sorting and recording system and maximize reuse / recycle of C&D materials and wastes. The Contractor is reminded to properly maintain the site tidiness and dispose of the wastes accumulated on site regularly and properly.

5.4.4 The Contractor is reminded that chemical waste containers should be properly treated and stored temporarily in designated chemical waste storage area on site in accordance with the Code of Practice on the Packaging, Labelling and Storage of Chemical Wastes.

5.5 Landscape and Visual

5.5.1 Bi-weekly inspection of the implementation of landscape and visual mitigation measures were conducted on 6 and 19 July 2018. A summary of the site inspection is provided in **Appendix C**. The observations and recommendations made during the site inspections are presented in **Table 6.1**.

5.5.2 The event and action plan is annexed in **Appendix I**.

6 ENVIRONMENTAL SITE INSPECTION AND AUDIT

6.1.1 Site inspections were carried out on a weekly basis to monitor the implementation of proper environmental pollution control and mitigation measures for the Project. A summary of the site inspection is provided in **Appendix C**.

6.1.2 In the reporting month, 4 site inspections were carried out on 6, 12, 19 and 26 July 2018. The one held on 6 July 2018 was a joint inspection with the IEC, ER, the Contractor and the ET. No non-compliance was recorded during the site inspections. Details of observations recorded during the site inspections are presented in **Table 6.1**.

Table 6.1 Observations and Recommendations of Site Audit

Parameters	Date	Observations and Recommendations	Follow up
Water Quality	N/A	N/A	N/A
Air Quality	N/A	N/A	N/A
Noise	N/A	N/A	N/A
Waste/ Chemical Management	12 July 2018	• Chemical container without drip tray was observed at NSL. The Contractor was advised to provide drip tray for the container to prevent leakage.	The item was rectified by the Contractor on 12 July 2018.
Landscape & Visual	N/A	N/A	N/A
Permits/ Licenses	N/A	N/A	N/A

6.1.3 All of the follow-up actions requested by Contractor's ET and IEC during the site inspection were undertaken as reported by the Contractor and confirmed in the following weekly site inspection conducted during the reporting period. No outstanding follow-up actions will be reported in the next reporting period.

7 ENVIRONMENTAL NON-CONFORMANCE

7.1 Summary of Monitoring Exceedances

7.1.1 All 24-hour TSP results were below the Action and Limit level at all monitoring locations in the reporting month.

7.1.2 No noise complaint during 0700 to 1900 hours on normal weekdays was received in the reporting month; hence, no Action Level exceedance was recorded.

7.1.3 No Limit Level exceedance for noise was recorded at all monitoring stations in the reporting month.

7.1.4 As the construction works that have been identified by the CNMMP to be potentially causing exceedance of noise criteria have not commenced during this reporting month, no continuous noise monitoring was carried out.

7.2 Summary of Environmental Non-Compliance

7.2.1 No environmental non-compliance was recorded in the reporting month.

7.3 Summary of Environmental Complaints

7.3.1 No environmental related complaint was received in the reporting month. Cumulative statistics on environmental complaints is provided in **Appendix J**.

7.4 Summary of Environmental Summon and Successful Prosecutions

7.4.1 No environmental related prosecution or notification of summons was received in the reporting month. Cumulative statistics on notification of summons and successful prosecutions is provided in **Appendix J**.

8 FUTURE KEY ISSUES

8.1 Construction Programme for the Project

Construction Programme for the Next Two Month

8.1.1 The major construction works in August and September 2018 will be:

Location	Site Activities
Ho Man Tin	Steel mesh, planter works, hoarding removal
NSL (South)	Backfill, road & drainage construction, bar fence, planting
OB2 / TB1	Maintenance access, abandoned watermain removal and bar fence
OB2A / TB2	Maintenance access, bar fence and slope reinstatement
NSL 9 + Oi Sen Path	Defect rectification, minor steel work

8.2 Key Issues for the Coming Month

8.2.1 Potential environmental impacts arising from the above construction activities are mainly associated with construction dust, construction noise, water quality impact and waste management.

8.3 Monitoring Schedule for the Next Two Month

8.3.1 The tentative schedule for environmental monitoring in August and September 2018 is provided in **Appendix F**.

9 CONCLUSIONS AND RECOMMENDATIONS

9.1 Conclusions

9.1.1 24-hour TSP and noise monitoring were carried out in the reporting month.

9.1.2 All 24-hour TSP monitoring results complied with the Action / Limit Level at in the reporting month.

9.1.3 No noise complaint during 0700 to 1900 hours on normal weekdays was received in the reporting month; hence, no Action Level exceedance was recorded.

9.1.4 No Limit Level exceedance for noise was recorded at all monitoring stations in the reporting month.

9.1.5 As the construction works that have been identified by the CNMMP to be potentially causing exceedance of noise criteria have not commenced during this reporting month, no continuous noise monitoring was carried out.

9.1.6 4 nos. of environmental site inspections were carried out in July 2018. Recommendations on remedial actions were given to the Contractor for the deficiencies identified during the site audit.

9.1.7 Referring to the Contractor's information, no complaint, notification of summons and successful prosecution was received in the reporting month.

9.2 Recommendations

9.2.1 According to the environmental site inspections performed in the reporting month, the following recommendations were provided:-

<u>Air Quality Impact</u>

- No specific observation was identified in the reporting month.

<u>Construction Noise Impact</u>

- No specific observation was identified in the reporting month.

<u>Water Quality Impact</u>

- No specific observation was identified in the reporting month.

<u>Chemical/ Waste Management</u>

- Provide secondary containment for chemical containers.

<u>Landscape and Visual Impact</u>

- No specific observation was identified in the reporting month.

<u>Permits/Licenses</u>

- No specific observation was identified in the reporting month.

FIGURES

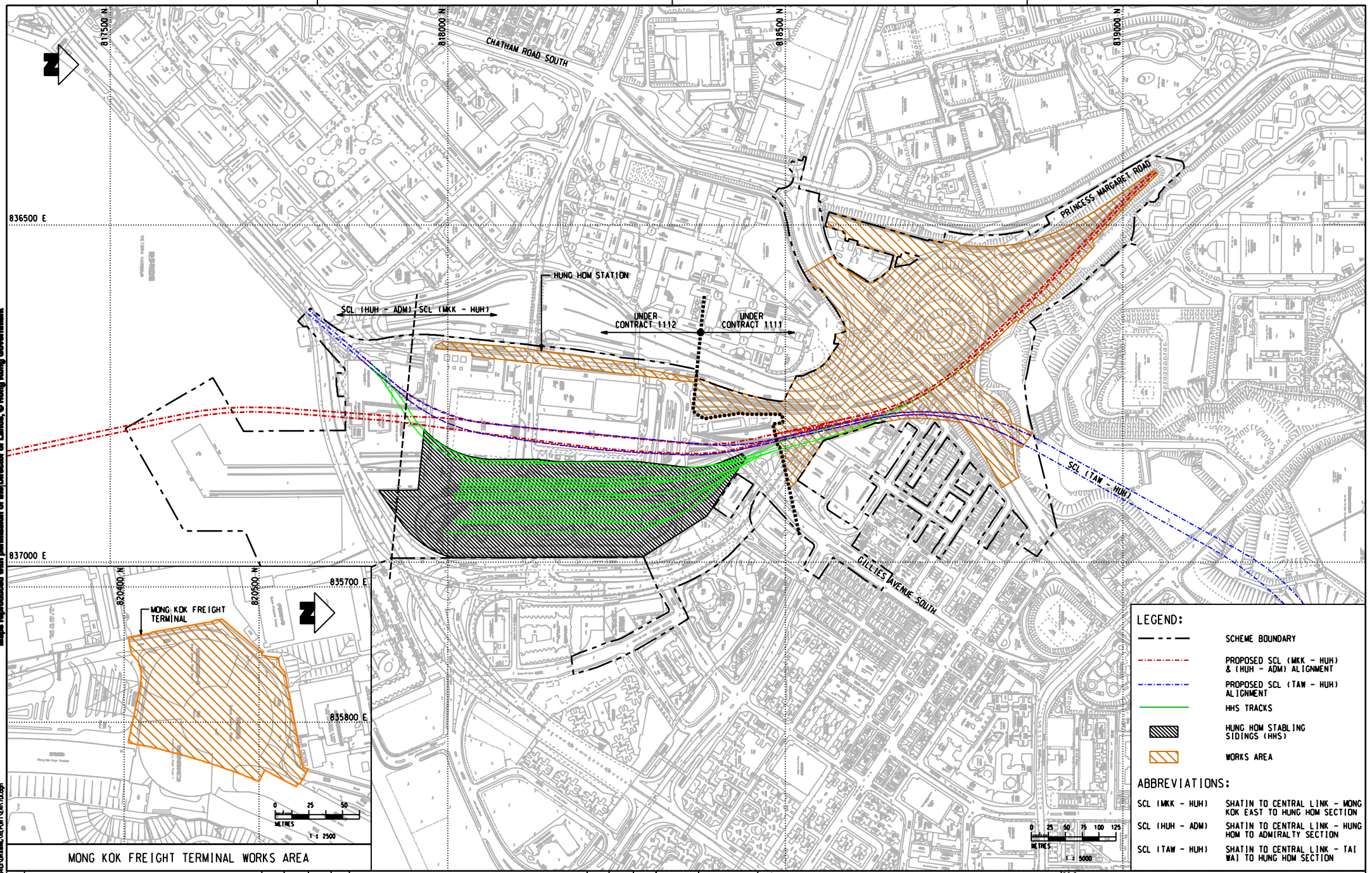

MONG KOK FREIGHT TERMINAL WORKS AREA

Maps reproduced with permission of the Director of Lands, © Hong Kong Government

PLOT DRV: V:\usr\rea\WIN\PLOTDRVER\WD0095\A3 COLOUR.pltr
MODELNAME: default PRINTED BY: YANGP 2013/2/8 14:32
FILENAME: P:\projects\5028AD\DRAWG\REPORTS\Rn70.dgn

REV	DESCRIPTION	BY	DATE	APPROVED	REV	DESCRIPTION	BY	DATE	APPROVED

DRAWN	HD
DESIGNED	LCLL
CHECKED	LCLL
APPROVED	IMW
DATE	08/FEB/2013

DO NOT SCALE DRAWINGS. ALL DIMENSIONS SHALL BE VERIFIED ON SITE.
© MTR CORPORATION LIMITED 2008 COPYRIGHT IN RESPECT OF THIS DRAWING / DOCUMENT IS OWNED BY THE MTR CORPORATION LIMITED OF MTR HOUSE, 88 PRINCESS MARGARET ROAD, KOWLOON. REPRODUCTION OF THE DRAWING / DOCUMENT IN ANY FORM BY MANUAL MEANS IS PERMITTED WITHOUT THE PRIOR WRITTEN CONSENT OF THE MTR CORPORATION LIMITED.

MTR

SHATIN TO CENTRAL LINK

CONTRACTOR: Gammon Kaden — Gammon – Kaden SCL 1111 Joint Venture

ORIGINATOR: AECOM

CADD REF. 701.dgn

TITLE
CONTRACT 1111
HUNG HOM NORTH APPROACH TUNNELS
WORKS AREAS OF THE PROJECT

SCALE: A3 AS SHOWN | FIGURE NO. FIGURE 1.1 | REV. -

DUST MONITORING STATION - CONSTRUCTION PHASE	
AM1	NO. 234-238 CHATHAM ROAD NORTH

818600 N
818800 N
819000 N
836600 E
836800 E

PRINCESS MARGARET ROAD
CHATHAM ROAD
HUNG CHONG ROAD
CHATHAM ROAD NORTH
UNDER CONTRACT 1112
UNDER CONTRACT 1111
AM1
SCL (TAW - HUH)

0 10 20 30 40 50
METRES
1 : 2000

LEGEND:

- SCHEME BOUNDARY
- PROPOSED SCL (MKK - HUH) ALIGNMENT
- PROPOSED SCL (TAW - HUH) ALIGNMENT
- HHS TRACKS
- HUNG HOM STABLING SIDINGS (HHS)
- WORKS AREA
- AM1 DUST MONITORING STATION

ABBREVIATIONS:

SCL (MKK - HUH)	SHATIN TO CENTRAL LINK - MONG KOK EAST TO HUNG HOM SECTION
SCL (HUH - ADM)	SHATIN TO CENTRAL LINK - HUNG HOM TO ADMIRALTY SECTION
SCL (TAW - HUH)	SHATIN TO CENTRAL LINK - TAI WAI TO HUNG HOM SECTION

Maps reproduced with permission of the Director of Lands, © Hong Kong Government

PLOT DRV: Y:\us1ras1\WIPH_PLOTDRIVER\WIDOPS\A3 COLOUR.plt
MODELNAME: Default PRINTED BY: HED3 2013/4/6 14:42:48
FILENAME: P:\projects\60284CH\DRAWING\FIGURE\Figure 3.dgn

REV	DESCRIPTION	BY	DATE	APPROVED	REV	DESCRIPTION	BY	DATE	APPROVED

DRAWN	HD
DESIGNED	LCLL
CHECKED	LCLL
APPROVED	IMW
DATE	08/JAN/2013

DO NOT SCALE DRAWINGS. ALL DIMENSIONS SHALL BE VERIFIED ON SITE.
© MTR CORPORATION LIMITED 2008 COPYRIGHT IN RESPECT OF THIS DRAWING / DOCUMENT IS OWNED BY THE MTR CORPORATION LIMITED OR THIRD PARTY. REPRODUCTION OF THE DRAWING / DOCUMENT IN ANY FORM BY ANYONE ELSE IS PROHIBITED WITHOUT THE PRIOR WRITTEN CONSENT OF THE MTR CORPORATION LIMITED.

MTR

SHATIN TO CENTRAL LINK

CONTRACTOR: Gammon Kaden — Gammon – Kaden SCL 1111 Joint Venture

ORIGINATOR: AECOM

CADD REF. Figure 2.1.dgn

TITLE
CONTRACT 1111
HUNG HOM NORTH APPROACH TUNNELS
LOCATION OF AIR QUALITY MONITORING STATION

SCALE 1 : 2000 (A3) | FIGURE NO. FIGURE 2.1 | REV. -

AIRBORNE NOISE MONITORING STATION - CONSTRUCTION PHASE	
NM1	CARMEL SECONDARY SCHOOL (SOUTH BLOCK)
NM2	NO. 234-238 CHATHAM ROAD NORTH

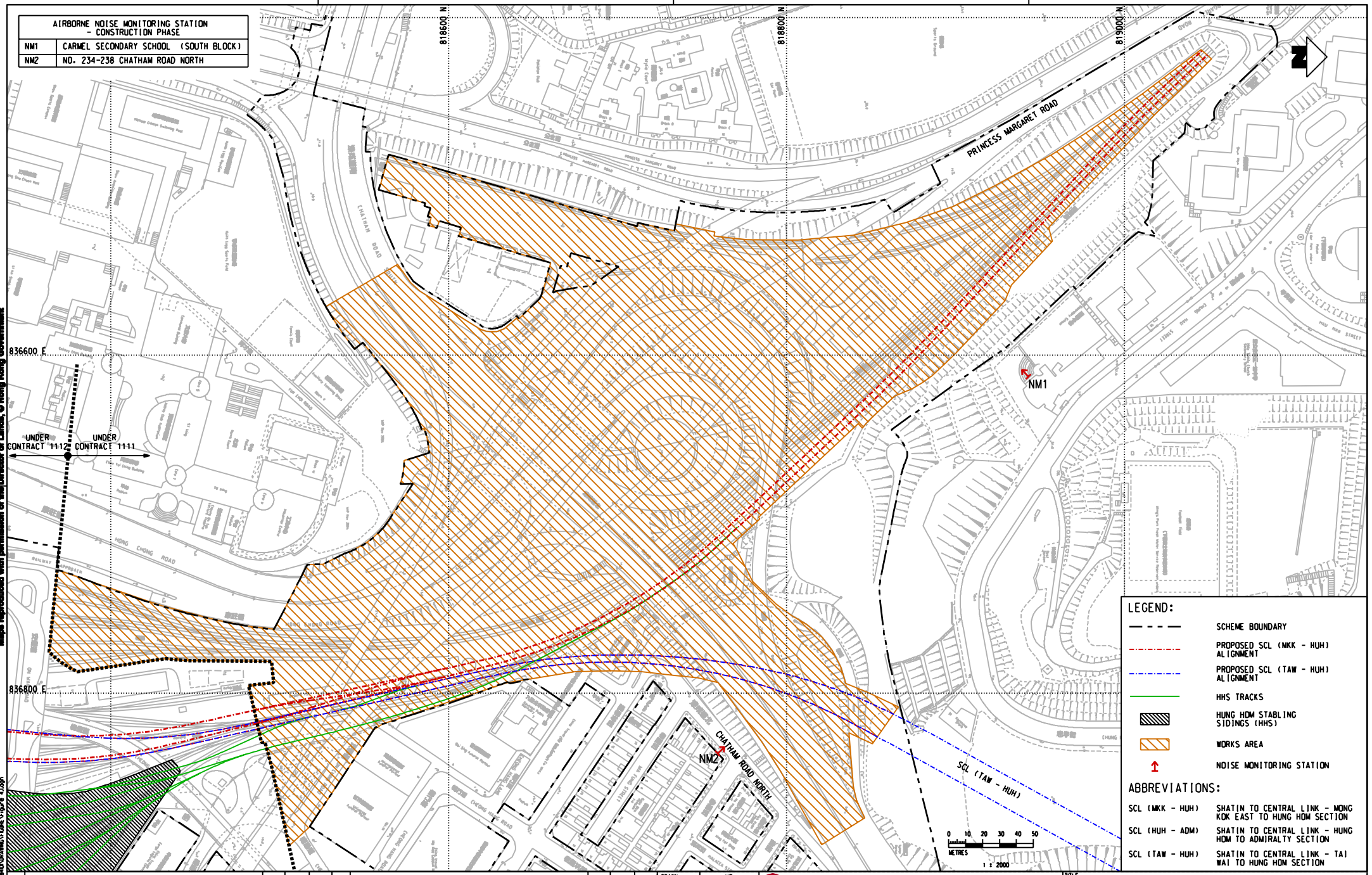

LEGEND:

- SCHEME BOUNDARY
- PROPOSED SCL (MKK - HUH) ALIGNMENT
- PROPOSED SCL (TAW - HUH) ALIGNMENT
- HHS TRACKS
- HUNG HOM STABLING SIDINGS (HHS)
- WORKS AREA
- NOISE MONITORING STATION

ABBREVIATIONS:

SCL (MKK - HUH)	SHATIN TO CENTRAL LINK - MONG KOK EAST TO HUNG HOM SECTION
SCL (HUH - ADM)	SHATIN TO CENTRAL LINK - HUNG HOM TO ADMIRALTY SECTION
SCL (TAW - HUH)	SHATIN TO CENTRAL LINK - TAI WAI TO HUNG HOM SECTION

Maps reproduced with permission of the Director of Lands, © Hong Kong Government

PLOT DRV: Y:\us1rse1\WIN\PLOTDRIVER\WIDOPS\A3 COLOUR.plt
MODELNAME: Default PRINTED BY: HED3 2013/4/6 14:58:06
FILENAME: P:\projects\6028\DRAWING\FIGURE\Figure 4.dgn

REV	DESCRIPTION	BY	DATE	APPROVED	REV	DESCRIPTION	BY	DATE	APPROVED

DRAWN	HD
DESIGNED	LCLL
CHECKED	LCLL
APPROVED	IMW
DATE	08/JAN/2013

DO NOT SCALE DRAWINGS. ALL DIMENSIONS SHALL BE VERIFIED ON SITE.
COPYRIGHT CONTRACT NO. 1111 HUNG HOM COPYRIGHT ON RESPECT OF THIS DRAWING / DOCUMENT IS OWNED BY THE MTR CORPORATION LIMITED OR AECOM ASIA CO. LTD. REPRODUCTION OF THE DRAWING / DOCUMENT OR ANY PART OF WHATSOEVER KIND IS PROHIBITED WITHOUT THE PRIOR WRITTEN CONSENT OF THE MTR CORPORATION LIMITED.

MTR

SHATIN TO CENTRAL LINK

CONTRACTOR: Gammon Kaden — Gammon – Kaden SCL 1111 Joint Venture

ORIGINATOR: AECOM

CADD REF. Figure 3.1.dgn

TITLE: CONTRACT 1111
HUNG HOM NORTH APPROACH TUNNELS
LOCATION OF NOISE MONITORING STATION (CONSTRUCTION PHASE)

SCALE: 1 : 2000 (A3)

FIGURE NO. FIGURE 3.1

REV. -

APPENDIX A

Construction Programme

Activity ID	Activity Name	Dur	Start	Finish
NDMP - Rev B				
Additional Noise Barrier under Option 2				
OP2-010	Exercise Option 2 - Noise Barriers along EWL	0d		14-Jul-14 A
OP2-020	Design	48d	02-Mar-15*	30-Apr-15
OP2-030	Fabrication	126d	02-May-15	30-Sep-15
OP2-040	Delivery to Site	30d	02-Oct-15	06-Nov-15
OP2-050	Steelwork & Panel Installation	118d	07-Nov-15	02-Apr-16
CLP Cable Laying from Winslow Street to NSL9 (Drawing 1111/C/000/GKJV/SK/0011)				
CLP-010	CLP Cable Laying from Zone 7 to Zone 1	140d	08-Sep-16	25-Jan-17
CLP-020	CLP Power on	0d		30-Jan-17*
North South Line (NSL)				
(1) NSL/EWL Area 3A (50m)				
Preparation Works				
N3A-1010	Possess areas and site clearance	24d	17-Mar-14	14-Apr-14
N3A-1020	Trial pits / expose existing utilities	24d	24-Mar-14	24-Apr-14
N3A-1030	Remove existing track (by MTR)	12d	24-Mar-14	07-Apr-14
N3A-1040	Predrilling (19 no.s)	19d	31-Mar-14	25-Apr-14
STA Buiding Demolition Works				
N3A-1280	BD amendment for demolition	60d	17-Mar-14	31-May-14
N3A-1290	Vacate Building	6d	12-May-14	17-May-14
N3A-1300	Erect protective measures	12d	19-May-14	31-May-14
N3A-1310	Demolish building structure	24d	03-Jun-14	30-Jun-14
Cofferdam				
N3A-1050	Install 2.4m Height Hoarding (NTH)	24d	18-Mar-14	10-May-14
N3A-1060	West Side Pipe Piles (42 no.s), 2 Rigs	42d	02-Jul-14 A	19-Aug-14
N3A-1070	Drive sheetpile at south side of cofferdam	48d	02-Jul-14 A	26-Aug-14
N3A-1080	Sheetpile rectification works	48d	27-Aug-14	15-Nov-14
N3A-1090	East Side Pipe Piles (42 no.s) & SHP (20 no.s), 1 Rig	124d	28-May-14	24-Oct-14
N3A-1100	Grout Curtain	60d	03-Sep-14	15-Nov-14
N3A-1110	Grout curtain cut off wall between Area 3A & 3B	18d	03-Sep-14	15-Oct-14
N3A-1120	Instrumentation & Dewatering System	6d	06-Nov-14	15-Nov-14
N3A-1130	Pumping Test	7d	19-Nov-14	26-Nov-14
Excavation and Lateral Support				
N3A-1140	Pre-pumping test ELS (not affected by shunt neck piling)	7d	19-Nov-14	26-Nov-14
N3A-1150	Excavate to Below S1 - Stage 1 (south side)	3d	09-Dec-14	11-Dec-14
N3A-1160	Install S1 & decking - Stage 1 (south side)	6d	12-Dec-14	17-Dec-14
N3A-1170	Break RC structure & ELS to S2 (south side)	31d	17-Dec-14	24-Jan-15
N3A-1180	Southside Shunt Neck piles completed & site clearance	0d		31-Jan-15
N3A-1190	Excavate to Below S1 - Stage 2 (north side)	2d	26-Jan-15	27-Jan-15
N3A-1200	Install S1 & decking - Stage 2 (north side)	6d	28-Jan-15	03-Feb-15
N3A-1210	Excavation to Below S2	5d	04-Feb-15	09-Feb-15
N3A-1220	Install S2	5d	10-Feb-15	14-Feb-15
N3A-1230	Excavation to Below S3	7d	16-Feb-15	26-Feb-15
N3A-1240	Install S3	7d	27-Feb-15	06-Mar-15
N3A-1250	Excavation to S4	9d	07-Mar-15	17-Mar-15
N3A-1260	Install S4	9d	18-Mar-15	27-Mar-15
N3A-1270	Excavation to Formation Level @ -10.6 mPD	10d	28-Mar-15	13-Apr-15
Tunnel Structure (5 Bays)				
Bay N3A-01				
N3A01-110	Place Blinding Layer	1d	14-Apr-15	14-Apr-15
N3A01-120	Construct Tunnel Base with Kicker	12d	15-Apr-15	28-Apr-15
N3A01-130	Place Infill Concrete/Compacted Fill up to S4	10d	29-Apr-15	11-May-15
N3A01-140	Remove S4	3d	12-May-15	14-May-15
N3A01-150	Construct NSL Wall up to S3	10d	15-May-15	27-May-15
N3A01-160	Place Infill Concrete/Compacted Fill up to S3	14d	28-May-15	12-Jun-15
N3A01-170	Remove S3	3d	13-Jun-15	16-Jun-15
N3A01-180	Construct NSL Roof (Travelling Form)	12d	17-Jun-15	02-Jul-15
N3A01-190	Tunnel Walkway & Degree 1 Works & Bulkhead Wall	12d	03-Jul-15	16-Jul-15
N3A01-200	Place Infill Concrete/compacted fill up to S2	14d	03-Jul-15	18-Jul-15
N3A01-210	Remove S2	3d	20-Jul-15	22-Jul-15
N3A01-220	Construct EWL Lower Wall	12d	23-Jul-15	05-Aug-15
N3A01-230	Place compacted fill to bottom of 1650 Drain	5d	06-Aug-15	11-Aug-15
N3A01-240	Lay 1650 Stormwater Drain	6d	12-Aug-15	18-Aug-15
N3A01-250	Place compacted fill to S1	11d	19-Aug-15	31-Aug-15
N3A01-260	Remove S1	3d	01-Sep-15	03-Sep-15
N3A01-270	Construct EWL Upper Wall	12d	04-Sep-15	17-Sep-15
N3A01-290	Place compacted fill to final formation level	6d	18-Sep-15	24-Sep-15
N3A01-300	Key Date 3G	0d		24-Sep-15
Bay N3A-02				
N3A02-110	Place Blinding Layer	1d	15-Apr-15	15-Apr-15
N3A02-120	Construct Tunnel Base with Kicker	12d	29-Apr-15	13-May-15
N3A02-130	Place Infill Concrete/Compacted Fill up to S4	9d	14-May-15	23-May-15
N3A02-140	Remove S4	2d	26-May-15	27-May-15
N3A02-150	Construct NSL Wall up to S3	10d	28-May-15	08-Jun-15
N3A02-160	Place Infill Concrete/Compacted Fill up to S3	13d	09-Jun-15	24-Jun-15
N3A02-170	Remove S3	2d	25-Jun-15	26-Jun-15
N3A02-180	Construct NSL Roof (Travelling Form)	12d	03-Jul-15	16-Jul-15
N3A02-190	Tunnel Walkway & Works for Degree 1 Completion	12d	17-Jul-15	30-Jul-15
N3A02-200	Place Infill Concrete/compacted fill up to S2	13d	17-Jul-15	31-Jul-15
N3A02-210	Remove S2	2d	01-Aug-15	03-Aug-15
N3A02-220	Construct EWL Lower Wall	12d	06-Aug-15	19-Aug-15
N3A02-230	Place compacted fill to bottom of 1650 Drain	3d	20-Aug-15	22-Aug-15
N3A02-240	Lay 1650 Stormwater Drain	6d	24-Aug-15	29-Aug-15
N3A02-250	Place compacted fill to S1	10d	31-Aug-15	10-Sep-15
N3A02-260	Remove S1	2d	11-Sep-15	12-Sep-15
N3A02-270	Construct EWL Upper Wall	10d	18-Sep-15	30-Sep-15
N3A02-290	Place compacted fill to final formation level	2d	02-Oct-15	03-Oct-15
Bay N3A-03				
N3A03-120	Place Blinding Layer	1d	16-Apr-15	16-Apr-15
N3A03-130	Construct Tunnel Base with Kicker	12d	14-May-15	28-May-15
N3A03-140	Place Infill Concrete/Compacted Fill up to S4	9d	29-May-15	08-Jun-15
N3A03-150	Remove S4	2d	09-Jun-15	10-Jun-15
N3A03-160	Construct NSL Wall up to S3	10d	11-Jun-15	23-Jun-15
N3A03-170	Place Infill Concrete/Compacted Fill up to S3	13d	24-Jun-15	09-Jul-15
N3A03-180	Remove S3	2d	10-Jul-15	11-Jul-15
N3A03-190	Construct NSL Roof (Travelling Form)	12d	17-Jul-15	30-Jul-15
N3A03-200	Tunnel Walkway & Works for Degree 1 Completion (inside)	12d	31-Jul-15	13-Aug-15
N3A03-210	Place Infill Concrete/compacted fill up to S2	13d	31-Jul-15	14-Aug-15
N3A03-220	Remove S2	2d	15-Aug-15	17-Aug-15
N3A03-230	Construct EWL Lower Wall	12d	20-Aug-15	02-Sep-15
N3A03-240	Place compacted fill to bottom of 1650 Drain	3d	03-Sep-15	05-Sep-15
N3A03-250	Lay 1650 Stormwater Drain	6d	07-Sep-15	12-Sep-15
N3A03-260	Place compacted fill to S1	10d	14-Sep-15	24-Sep-15
N3A03-270	Remove S1	2d	25-Sep-15	26-Sep-15
N3A03-280	Construct EWL Upper Wall	10d	02-Oct-15	13-Oct-15
N3A03-300	Place compacted fill to final formation level	2d	14-Oct-15	15-Oct-15
Bay N3A-04 - Depends on NSL3B Excavation				
N3A04-100	Excavation reached approx -10.5 mPD	0d		11-Jun-15

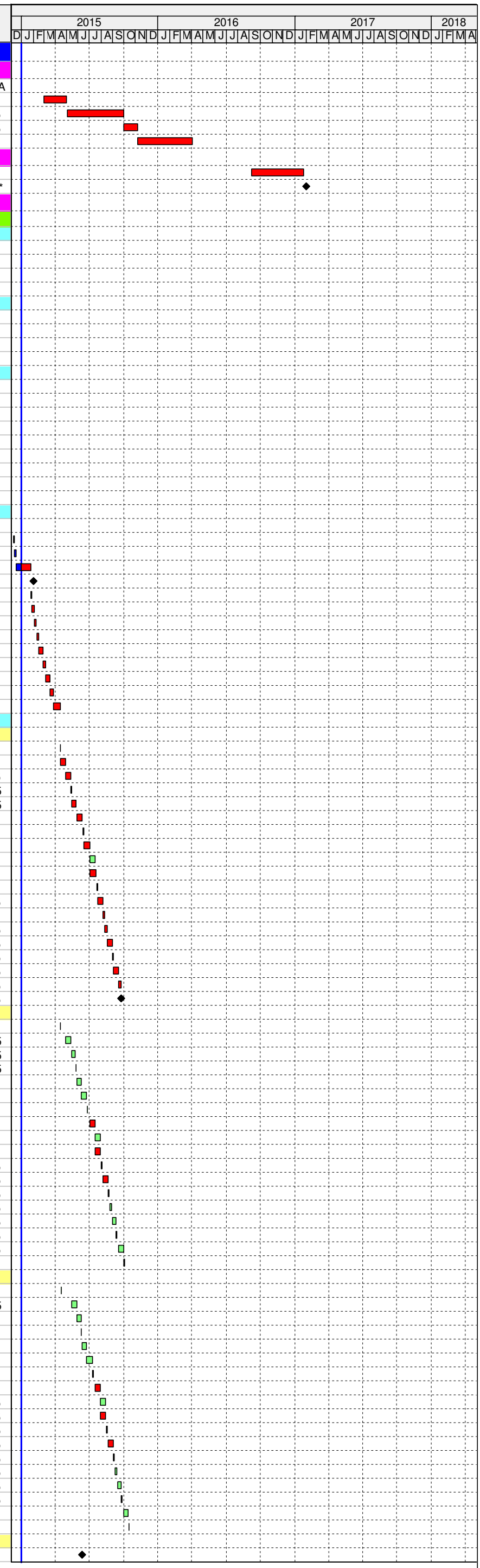

Date	Revision	Checked	Approved
15-Jul-15	meeting comments incorporated		
16-Jul-15	meeting comments incorporated		
17-Sep-15	activity lagging time removed		

Activity ID	Activity Name	Dur	Start	Finish
N3A04-110	Place Blinding Layer	1d	12-Jun-15	12-Jun-15
N3A04-120	Construct Tunnel Base with Kicker	12d	13-Jun-15	27-Jun-15
N3A04-130	Place Infill Concrete/Compacted Fill up to S4	9d	29-Jun-15	09-Jul-15
N3A04-140	Remove S4	2d	10-Jul-15	11-Jul-15
N3A04-150	Construct NSL Wall up to S3	10d	13-Jul-15	23-Jul-15
N3A04-160	Place Infill Concrete/Compacted Fill up to S3	13d	24-Jul-15	07-Aug-15
N3A04-170	Remove S3	2d	08-Aug-15	10-Aug-15
N3A04-180	Construct NSL Roof (Travelling Form)	12d	11-Aug-15	24-Aug-15
N3A04-190	Tunnel Walkway & Works for Degree 1 Completion	12d	25-Aug-15	07-Sep-15
N3A04-200	Place Infill Concrete/compacted fill up to S2	13d	25-Aug-15	08-Sep-15
N3A04-210	Remove S2	2d	09-Sep-15	10-Sep-15
N3A04-220	Construct EWL Lower Wall	12d	11-Sep-15	24-Sep-15
N3A04-230	Place compacted fill to bottom of 1650 Drain	3d	25-Sep-15	29-Sep-15
N3A04-240	Lay 1650 Stormwater Drain	6d	30-Sep-15	07-Oct-15
N3A04-250	Place compacted fill to S1	10d	08-Oct-15	19-Oct-15
N3A04-260	Remove S1	2d	20-Oct-15	22-Oct-15
N3A04-270	Construct EWL Upper Wall	10d	23-Oct-15	03-Nov-15
N3A04-290	Place compacted fill to final formation level	2d	04-Nov-15	05-Nov-15
Bay N3A-05 - Depends on NSL3B Excavation				
N3A05-110	Place Blinding Layer	1d	13-Jun-15	13-Jun-15
N3A05-120	Construct Tunnel Base with Kicker	12d	29-Jun-15	13-Jul-15
N3A05-130	Place Infill Concrete/Compacted Fill up to S4	9d	14-Jul-15	23-Jul-15
N3A05-140	Remove S4	2d	24-Jul-15	25-Jul-15
N3A05-150	Construct NSL Wall up to S3	10d	27-Jul-15	06-Aug-15
N3A05-160	Place Infill Concrete/Compacted Fill up to S3	13d	07-Aug-15	21-Aug-15
N3A05-170	Remove S3	2d	22-Aug-15	24-Aug-15
N3A05-180	Construct NSL Roof (Travelling Form)	12d	25-Aug-15	07-Sep-15
N3A05-190	Tunnel Walkway & Works for Degree 1 Completion	12d	08-Sep-15	21-Sep-15
N3A05-200	Place Infill Concrete/compacted fill up to S2	13d	08-Sep-15	22-Sep-15
N3A05-210	Remove S2	2d	23-Sep-15	24-Sep-15
N3A05-220	Construct EWL Lower Wall	12d	25-Sep-15	10-Oct-15
N3A05-230	Place compacted fill to bottom of 1650 Drain	3d	12-Oct-15	14-Oct-15
N3A05-240	Lay 1650 Stormwater Drain	6d	15-Oct-15	22-Oct-15
N3A05-250	Place compacted fill to S1	10d	23-Oct-15	03-Nov-15
N3A05-260	Remove S1	2d	04-Nov-15	05-Nov-15
N3A05-270	Construct EWL Upper Wall	10d	06-Nov-15	17-Nov-15
N3A05-290	Place compacted fill to final formation level	2d	18-Nov-15	19-Nov-15
(2) NSL/EWL Area 3B,4,5 (108m)				
Cofferdam				
N3B-1010	Install 2.4m Height Hoarding (NTH)	6d	18-Mar-14	29-Mar-14
N3B-1020	Protective Grouting for settlement prevention	24d	17-Dec-14	07-Jan-15
N3B-1030	SHP (51 no.s) & East Side Pipe Piles (131 no.s), 2 Rigs	182d	27-May-14	31-Jan-15
N3B-1040	Demolish footing of STA building	18d	02-Jul-14 A	22-Jul-14 A
N3B-1050	West Side Pipe Piles (140 no.s), 2 Rigs	140d	23-Jul-14 A	19-Nov-14
N3B-1060	Grout Curtain	60d	19-Nov-14	19-Jan-15
N3B-1070	Grout curtain cut off wall (between NSL4 and NSL5)	24d	16-Dec-14	02-Jan-15
N3B-1170	Dewatering System & Wells	12d	20-Jan-15	02-Feb-15
N3B-1180	Pumping Test	7d	03-Feb-15	09-Feb-15
Excavation and Lateral Support				
N3B-1080	Excavation to Below S1	4d	10-Feb-15	13-Feb-15
N3B-1090	Install S1 & decking	12d	14-Feb-15	03-Mar-15
N3B-1100	Excavation to Start S2 Installation	6d	04-Mar-15	10-Mar-15
N3B-1105	Remaining excavation to S2	11d	11-Mar-15	23-Mar-15
N3B-1110	Install S2	17d	11-Mar-15	30-Mar-15
N3B-1120	Excavation to Start S3 Installation	6d	31-Mar-15	10-Apr-15
N3B-1125	Remaining excavation to S3	10d	11-Apr-15	22-Apr-15
N3B-1130	Install S3	16d	11-Apr-15	29-Apr-15
N3B-1140	Excavation to Start S4 Installation	6d	30-Apr-15	07-May-15
N3B-1145	Remaining excavation to S4	10d	08-May-15	19-May-15
N3B-1150	Install S4	16d	08-May-15	27-May-15
N3B-1160	Excavation to Formation Level @ -10.6 mPD	13d	28-May-15	11-Jun-15
Tunnel Structure (10 Bays)				
Bay N3B-01				
N3B01-110	Place Blinding Layer	1d	15-Jun-15	15-Jun-15
N3B01-120	Construct Tunnel Base with Kicker	12d	14-Jul-15	27-Jul-15
N3B01-130	Place Infill Concrete/Compacted Fill up to S4	9d	28-Jul-15	06-Aug-15
N3B01-140	Remove S4	2d	07-Aug-15	08-Aug-15
N3B01-150	Construct NSL Wall up to S3	10d	10-Aug-15	20-Aug-15
N3B01-160	Place Infill Concrete/Compacted Fill up to S3	13d	21-Aug-15	04-Sep-15
N3B01-170	Remove S3	2d	05-Sep-15	07-Sep-15
N3B01-180	Construct NSL Roof (Travelling Form)	12d	08-Sep-15	21-Sep-15
N3B01-190	Tunnel Walkway & Works for Degree 1 Completion (inside)	12d	22-Sep-15	07-Oct-15
N3B01-200	Place Infill Concrete/compacted fill up to S2	13d	22-Sep-15	08-Oct-15
N3B01-210	Remove S2	2d	09-Oct-15	10-Oct-15
N3B01-220	Construct EWL Lower Wall	12d	12-Oct-15	26-Oct-15
N3B01-230	Place compacted fill to bottom of 1650 Drain	3d	27-Oct-15	29-Oct-15
N3B01-240	Lay 1650 Stormwater Drain	6d	30-Oct-15	05-Nov-15
N3B01-250	Place compacted fill to S1	10d	06-Nov-15	17-Nov-15
N3B01-260	Remove S1	2d	18-Nov-15	19-Nov-15
N3B01-270	Construct EWL Upper Wall	10d	20-Nov-15	01-Dec-15
N3B01-290	Place compacted fill to final formation level	2d	02-Dec-15	03-Dec-15
Bay N3B-02				
N3B02-110	Place Blinding Layer	1d	16-Jun-15	16-Jun-15
N3B02-120	Construct Tunnel Base with Kicker	12d	28-Jul-15	10-Aug-15
N3B02-130	Place Infill Concrete/Compacted Fill up to S4	9d	11-Aug-15	20-Aug-15
N3B02-140	Remove S4	2d	21-Aug-15	22-Aug-15
N3B02-150	Construct NSL Wall up to S3	10d	24-Aug-15	03-Sep-15
N3B02-160	Place Infill Concrete/Compacted Fill up to S3	13d	04-Sep-15	18-Sep-15
N3B02-170	Remove S3	2d	19-Sep-15	21-Sep-15
N3B02-180	Construct NSL Roof (Travelling Form)	12d	22-Sep-15	07-Oct-15
N3B02-190	Tunnel Walkway & Works for Degree 1 Completion	12d	08-Oct-15	22-Oct-15
N3B02-200	Place Infill Concrete/compacted fill up to S2	13d	08-Oct-15	23-Oct-15
N3B02-210	Remove S2	2d	24-Oct-15	26-Oct-15
N3B02-220	Construct EWL Lower Wall	12d	27-Oct-15	09-Nov-15
N3B02-230	Place compacted fill to bottom of 1650 Drain	3d	10-Nov-15	12-Nov-15
N3B02-240	Lay 1650 Stormwater Drain	6d	13-Nov-15	19-Nov-15
N3B02-250	Place compacted fill to S1	10d	20-Nov-15	01-Dec-15
N3B02-260	Remove S1	2d	02-Dec-15	03-Dec-15
N3B02-270	Construct EWL Upper Wall	10d	04-Dec-15	15-Dec-15
N3B02-290	Place compacted fill to final formation level	2d	16-Dec-15	17-Dec-15
Bay N3B-03				
N3B03-110	Place Blinding Layer	1d	17-Jun-15	17-Jun-15
N3B03-120	Construct Tunnel Base with Kicker	12d	11-Aug-15	24-Aug-15
N3B03-130	Place Infill Concrete/Compacted Fill up to S4	9d	25-Aug-15	03-Sep-15
N3B03-140	Remove S4	2d	04-Sep-15	05-Sep-15
N3B03-150	Construct NSL Wall up to S3	10d	07-Sep-15	17-Sep-15
N3B03-160	Place Infill Concrete/Compacted Fill up to S3	13d	18-Sep-15	05-Oct-15
N3B03-170	Remove S3	2d	06-Oct-15	07-Oct-15
N3B03-180	Construct NSL Roof (Travelling Form)	12d	08-Oct-15	22-Oct-15

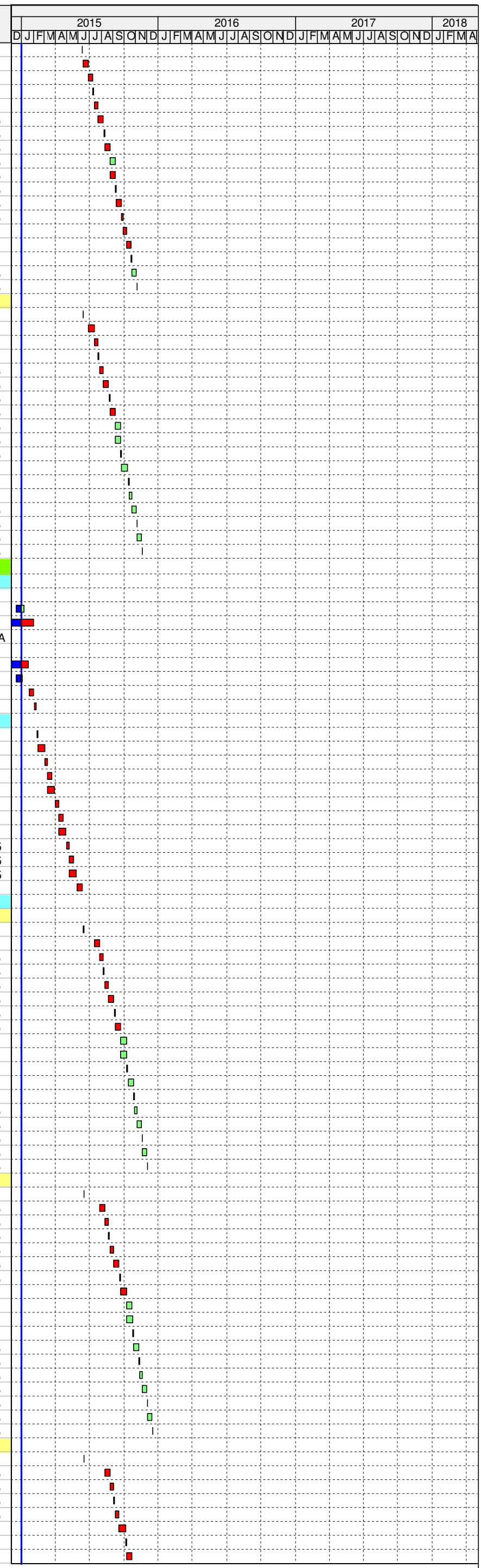

Date	Revision	Checked	Approved
15-Jul-15	meeting comments incorporated		
16-Jul-15	meeting comments incorporated		
17-Sep-15	activity lagging time removed		

Activity ID	Activity Name	Dur	Start	Finish
N3B03-190	Tunnel Walkway & Works for Degree 1 Completion (inside)	12d	23-Oct-15	05-Nov-15
N3B03-200	Place Infill Concrete/compacted fill up to S2	13d	23-Oct-15	06-Nov-15
N3B03-210	Remove S2	2d	07-Nov-15	09-Nov-15
N3B03-220	Construct EWL Lower Wall	12d	10-Nov-15	23-Nov-15
N3B03-230	Place compacted fill to bottom of 1650 Drain	3d	24-Nov-15	26-Nov-15
N3B03-240	Lay 1650 Stormwater Drain	6d	27-Nov-15	03-Dec-15
N3B03-250	Place compacted fill to S1	10d	04-Dec-15	15-Dec-15
N3B03-260	Remove S1	2d	16-Dec-15	17-Dec-15
N3B03-270	Construct EWL Upper Wall	10d	18-Dec-15	31-Dec-15
N3B03-290	Place compacted fill to final formation level	2d	02-Jan-16	04-Jan-16
Bay N3B-04				
N3B04-110	Place Blinding Layer	1d	12-Jun-15	12-Jun-15
N3B04-120	Construct Tunnel Base with Kicker	12d	13-Jun-15	27-Jun-15
N3B04-130	Place Infill Concrete/Compacted Fill up to S4	9d	29-Jun-15	09-Jul-15
N3B04-140	Remove S4	2d	10-Jul-15	11-Jul-15
N3B04-150	Construct NSL Wall up to S3	10d	13-Jul-15	23-Jul-15
N3B04-160	Place Infill Concrete/Compacted Fill up to S3	13d	24-Jul-15	07-Aug-15
N3B04-170	Remove S3	2d	08-Aug-15	10-Aug-15
N3B04-180	Construct NSL Roof (Travelling Form)	12d	11-Aug-15	24-Aug-15
N3B04-190	Tunnel Walkway & Works for Degree 1 Completion	12d	25-Aug-15	07-Sep-15
N3B04-200	Place Infill Concrete/compacted fill up to S2	13d	25-Aug-15	08-Sep-15
N3B04-210	Remove S2	2d	09-Sep-15	10-Sep-15
N3B04-220	Construct EWL Lower Wall	12d	11-Sep-15	24-Sep-15
N3B04-230	Place compacted fill to bottom of 1650 Drain	3d	25-Sep-15	29-Sep-15
N3B04-240	Lay 1650 Stormwater Drain	6d	30-Sep-15	07-Oct-15
N3B04-250	Place compacted fill to S1	10d	08-Oct-15	19-Oct-15
N3B04-260	Remove S1	2d	20-Oct-15	22-Oct-15
N3B04-270	Construct EWL Upper Wall	10d	23-Oct-15	03-Nov-15
N3B04-290	Place compacted fill to final formation level	2d	04-Nov-15	05-Nov-15
Bay N3B-05				
N3B05-110	Place Blinding Layer	1d	13-Jun-15	13-Jun-15
N3B05-120	Construct Tunnel Base with Kicker	12d	29-Jun-15	13-Jul-15
N3B05-130	Place Infill Concrete/Compacted Fill up to S4	9d	14-Jul-15	23-Jul-15
N3B05-140	Remove S4	2d	24-Jul-15	25-Jul-15
N3B05-150	Construct NSL Wall up to S3	10d	27-Jul-15	06-Aug-15
N3B05-160	Place Infill Concrete/Compacted Fill up to S3	13d	07-Aug-15	21-Aug-15
N3B05-170	Remove S3	2d	22-Aug-15	24-Aug-15
N3B05-180	Construct NSL Roof (Travelling Form)	12d	25-Aug-15	07-Sep-15
N3B05-190	Tunnel Walkway & Works for Degree 1 Completion	12d	08-Sep-15	21-Sep-15
N3B05-200	Place Infill Concrete/compacted fill up to S2	13d	08-Sep-15	22-Sep-15
N3B05-210	Remove S2	2d	23-Sep-15	24-Sep-15
N3B05-220	Construct EWL Lower Wall	12d	25-Sep-15	10-Oct-15
N3B05-230	Place compacted fill to bottom of 1650 Drain	3d	12-Oct-15	14-Oct-15
N3B05-240	Lay 1650 Stormwater Drain	6d	15-Oct-15	22-Oct-15
N3B05-250	Place compacted fill to S1	10d	23-Oct-15	03-Nov-15
N3B05-260	Remove S1 & deck	2d	04-Nov-15	05-Nov-15
N3B05-270	Construct EWL Upper Wall	10d	06-Nov-15	17-Nov-15
N3B05-290	Place compacted fill to final formation level	2d	18-Nov-15	19-Nov-15
Bay N3B-06				
N3B06-110	Place Blinding Layer	1d	15-Jun-15	15-Jun-15
N3B06-120	Construct Tunnel Base with Kicker	12d	14-Jul-15	27-Jul-15
N3B06-130	Place Infill Concrete/Compacted Fill up to S4	9d	28-Jul-15	06-Aug-15
N3B06-140	Remove S4	2d	07-Aug-15	08-Aug-15
N3B06-150	Construct NSL Wall up to S3	10d	10-Aug-15	20-Aug-15
N3B06-160	Place Infill Concrete/Compacted Fill up to S3	13d	21-Aug-15	04-Sep-15
N3B06-170	Remove S3	2d	05-Sep-15	07-Sep-15
N3B06-180	Construct NSL Roof (Travelling Form)	12d	08-Sep-15	21-Sep-15
N3B06-190	Tunnel Walkway & Works for Degree 1 Completion (inside)	12d	22-Sep-15	07-Oct-15
N3B06-200	Place Infill Concrete/compacted fill up to S2	13d	22-Sep-15	08-Oct-15
N3B06-210	Remove S2	2d	09-Oct-15	10-Oct-15
N3B06-220	Construct EWL Lower Wall	12d	12-Oct-15	26-Oct-15
N3B06-230	Place compacted fill to bottom of 1650 Drain	3d	27-Oct-15	29-Oct-15
N3B06-240	Lay 1650 Stormwater Drain	6d	30-Oct-15	05-Nov-15
N3B06-250	Place compacted fill to S1	10d	06-Nov-15	17-Nov-15
N3B06-260	Remove S1 & deck	2d	18-Nov-15	19-Nov-15
N3B06-270	Construct EWL Upper Wall	10d	20-Nov-15	01-Dec-15
N3B06-290	Place compacted fill to final formation level	2d	02-Dec-15	03-Dec-15
Bay N3B-07				
N3B07-110	Place Blinding Layer	1d	16-Jun-15	16-Jun-15
N3B07-120	Construct Tunnel Base with Kicker	12d	28-Jul-15	10-Aug-15
N3B07-130	Place Infill Concrete/Compacted Fill up to S4	9d	11-Aug-15	20-Aug-15
N3B07-140	Remove S4	2d	21-Aug-15	22-Aug-15
N3B07-150	Construct NSL Wall up to S3	10d	24-Aug-15	03-Sep-15
N3B07-160	Place Infill Concrete/Compacted Fill up to S3	13d	04-Sep-15	18-Sep-15
N3B07-170	Remove S3	2d	19-Sep-15	21-Sep-15
N3B07-180	Construct NSL Roof (Travelling Form)	12d	22-Sep-15	07-Oct-15
N3B07-190	Tunnel Walkway & Works for Degree 1 Completion	12d	08-Oct-15	22-Oct-15
N3B07-200	Place Infill Concrete/compacted fill up to S2	13d	08-Oct-15	23-Oct-15
N3B07-210	Remove S2	2d	24-Oct-15	26-Oct-15
N3B07-220	Construct EWL Lower Wall	12d	27-Oct-15	09-Nov-15
N3B07-230	Place compacted fill to bottom of 1650 Drain	3d	10-Nov-15	12-Nov-15
N3B07-240	Lay 1650 Stormwater Drain	6d	13-Nov-15	19-Nov-15
N3B07-250	Place compacted fill to S1	10d	20-Nov-15	01-Dec-15
N3B07-260	Remove S1 & deck	2d	02-Dec-15	03-Dec-15
N3B07-270	Construct EWL Upper Wall	10d	04-Dec-15	15-Dec-15
N3B07-290	Place compacted fill to final formation level	2d	16-Dec-15	17-Dec-15
Shunt Neck from Bay 3A-01 to 3B-07				
N3ASN-020	Construct Shunt Neck Base (Bays 1-3)	18d	20-Oct-15	10-Nov-15
N3ASN-022	Construct Shunt Neck Base (Bays 4-6)	18d	11-Nov-15	01-Dec-15
N3ASN-024	Construct Shunt Neck Base (Bays 7-9)	18d	02-Dec-15	22-Dec-15
N3ASN-026	Construct Shunt Neck Base (Bays 10-12)	18d	23-Dec-15	15-Jan-16
N3ASN-030	Construct Shunt Neck Wall (Bays 1-3)	18d	11-Nov-15	01-Dec-15
N3ASN-032	Construct Shunt Neck Wall (Bays 4-6)	18d	02-Dec-15	22-Dec-15
N3ASN-034	Construct Shunt Neck Wall (Bays 7-9)	18d	23-Dec-15	15-Jan-16
N3ASN-036	Construct Shunt Neck Wall (Bays 10-12)	18d	16-Jan-16	05-Feb-16
N3ASN-040	Backfill to Final Level	21d	06-Feb-16	04-Mar-16
N3ASN-050	Place Mass Concrete Fill (12 Bays)	21d	05-Mar-16	01-Apr-16
Bay N3B-08 - Depends on NSL6 Excavation				
N3B08-110	NSL6 Excavation Completed (South Side only)	0d		07-Aug-15
N3B08-120	Place Blinding Layer	1d	08-Aug-15	08-Aug-15
N3B08-130	Construct Tunnel Base with Kicker	12d	11-Aug-15	24-Aug-15
N3B08-140	Place Infill Concrete/Compacted Fill up to S4	13d	25-Aug-15	08-Sep-15
N3B08-150	Remove S4	2d	09-Sep-15	10-Sep-15
N3B08-160	Construct NSL Wall up to S3	10d	11-Sep-15	22-Sep-15
N3B08-170	Place Infill Concrete/Compacted Fill up to S3	10d	23-Sep-15	06-Oct-15
N3B08-180	Remove S3	2d	07-Oct-15	08-Oct-15
N3B08-190	Construct NSL Roof / EWL Base (Travelling Form)	18d	09-Oct-15	30-Oct-15
N3B08-200	Construct EWL Lower Wall up to S2	12d	10-Nov-15	23-Nov-15
N3B08-210	Place Infill Concrete/compacted fill up to S2	10d	24-Nov-15	04-Dec-15

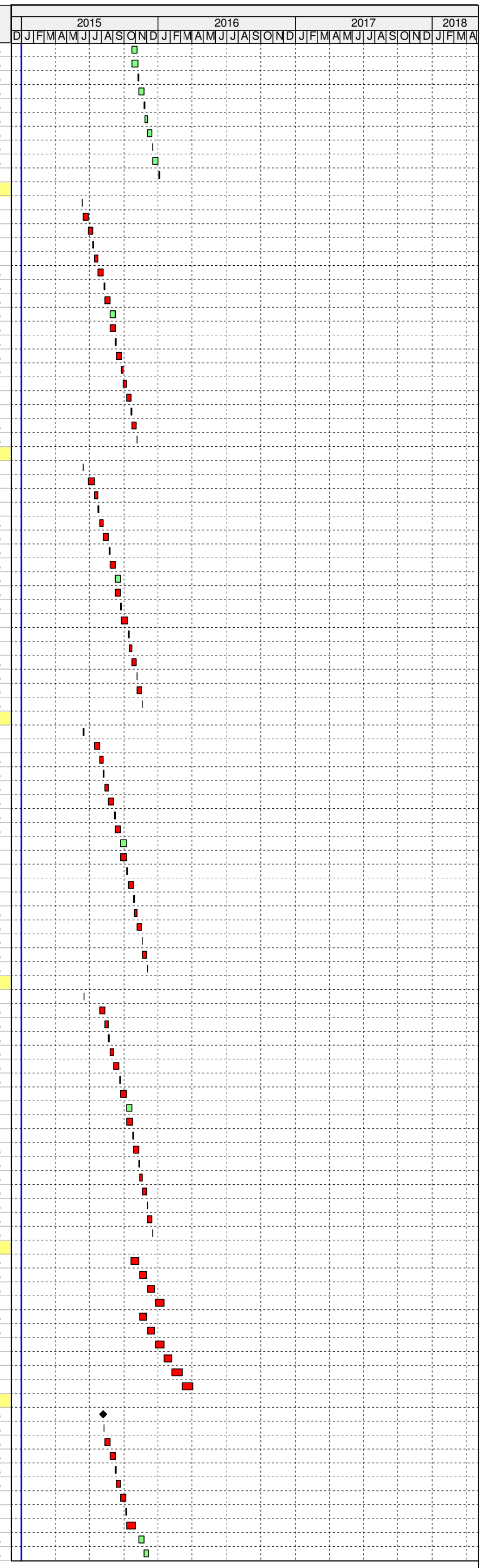

Gammon Kaden 基利

Gammon – Kaden SCL 1111 Joint Venture

NON-DEMOLITION MASTER PROGRAMME

REVISION B

NDMPB-35

Date	Revision	Checked	Approved
15-Jul-15	meeting comments incorporated		
16-Jul-15	meeting comments incorporated		
17-Sep-15	activity lagging time removed		

Activity ID	Activity Name	Dur	Start	Finish
N3B08-220	Remove S2	2d	05-Dec-15	07-Dec-15
N3B08-230	Construct EWL Upper Wall with Strut Beam	15d	16-Dec-15	05-Jan-16
N3B08-240	Tunnel Walkway & Works for Degree 1 Completion	12d	06-Jan-16	19-Jan-16
N3B08-250	Place compacted fill to bottom of 1650 Drain	8d	06-Jan-16	14-Jan-16
N3B08-260	Lay 1650 Stormwater Drain	6d	15-Jan-16	21-Jan-16
N3B08-270	Place compacted fill to S1	10d	22-Jan-16	02-Feb-16
N3B08-280	Remove S1 & working deck	2d	03-Feb-16	04-Feb-16
N3B08-290	Construct Shunt Neck & Retaining Wall near Trackside	12d	05-Feb-16	22-Feb-16
N3B08-300	Place compacted fill to final formation level	2d	23-Feb-16	24-Feb-16
Bay N3B-09 - Depends on NSL6 Excavation				
N3B09-110	Place Blinding Layer	1d	10-Aug-15	10-Aug-15
N3B09-120	Construct Tunnel Base with Kicker	12d	25-Aug-15	07-Sep-15
N3B09-130	Place Infill Concrete/Compacted Fill up to S4	13d	08-Sep-15	22-Sep-15
N3B09-140	Remove S4	2d	23-Sep-15	24-Sep-15
N3B09-150	Construct NSL Wall up to S3	10d	25-Sep-15	08-Oct-15
N3B09-160	Place Infill Concrete/Compacted Fill up to S3	10d	09-Oct-15	20-Oct-15
N3B09-170	Remove S3	2d	22-Oct-15	23-Oct-15
N3B09-180	Construct NSL Roof / EWL Base (Travelling Form)	18d	31-Oct-15	20-Nov-15
N3B09-190	Construct EWL Lower Wall up to S2	12d	24-Nov-15	07-Dec-15
N3B09-200	Place Infill Concrete/compacted fill up to S2	10d	08-Dec-15	18-Dec-15
N3B09-210	Remove S2	2d	19-Dec-15	21-Dec-15
N3B09-220	Construct EWL Upper Wall with Strut Beam	15d	22-Dec-15	11-Jan-16
N3B09-230	Tunnel Walkway & Works for Degree 1 Completion	12d	12-Jan-16	25-Jan-16
N3B09-240	Place compacted fill to bottom of 1650 Drain	8d	12-Jan-16	20-Jan-16
N3B09-250	Lay 1650 Stormwater Drain	6d	21-Jan-16	27-Jan-16
N3B09-260	Place compacted fill to S1	10d	28-Jan-16	11-Feb-16
N3B09-270	Remove S1 & working deck	2d	12-Feb-16	13-Feb-16
N3B09-280	Construct Shunt Neck & Retaining Wall near Trackside	12d	23-Feb-16	07-Mar-16
N3B09-290	Place compacted fill to final formation level	2d	08-Mar-16	09-Mar-16
Bay N3B-10 - Depends on NSL6 Excavation				
N3B10-110	Place Blinding Layer	1d	11-Aug-15	11-Aug-15
N3B10-120	Construct Tunnel Base with Kicker	12d	08-Sep-15	21-Sep-15
N3B10-130	Place Infill Concrete/Compacted Fill up to S4	13d	22-Sep-15	08-Oct-15
N3B10-140	Remove S4	2d	09-Oct-15	10-Oct-15
N3B10-150	Construct NSL Wall up to S3	10d	12-Oct-15	23-Oct-15
N3B10-160	Place Infill Concrete/Compacted Fill up to S3	10d	24-Oct-15	04-Nov-15
N3B10-170	Remove S3	2d	05-Nov-15	06-Nov-15
N3B10-180	Construct NSL Roof / EWL Base (Travelling Form)	18d	21-Nov-15	11-Dec-15
N3B10-190	Construct EWL Lower Wall up to S2	12d	12-Dec-15	28-Dec-15
N3B10-200	Place Infill Concrete/compacted fill up to S2	10d	29-Dec-15	09-Jan-16
N3B10-210	Remove S2	2d	11-Jan-16	12-Jan-16
N3B10-220	Construct EWL Upper Wall with Strut Beam	15d	13-Jan-16	29-Jan-16
N3B10-230	Tunnel Walkway & Works for Degree 1 Completion	12d	30-Jan-16	16-Feb-16
N3B10-240	Place compacted fill to bottom of 1650 Drain	8d	30-Jan-16	11-Feb-16
N3B10-250	Lay 1650 Stormwater Drain	6d	12-Feb-16	18-Feb-16
N3B10-260	Place compacted fill to S1	10d	19-Feb-16	01-Mar-16
N3B10-270	Remove S1 & working deck	2d	02-Mar-16	03-Mar-16
N3B10-280	Construct Shunt Neck & Retaining Wall near Trackside	12d	08-Mar-16	21-Mar-16
N3B10-290	Place compacted fill to final formation level	2d	22-Mar-16	23-Mar-16
(3) NSL/EWL 6 (NSL/EWL-77m, EWL-41m)				
Stage 1 Piling - Winslow Street Area				
N06-1010	Possess Areas W1, W1A & Site clearance	18d	19-Feb-13	11-Mar-13
N06-1020	Expose & protect utilities	24d	12-Mar-13	12-Apr-13
N06-1030	East Side Pipe Piles (41 no.s)	82d	13-Apr-13	22-Jul-13 A
N06-1040	Grout Curtain	24d	23-Jul-13 A	19-Aug-13
N06-1050	Expose existing utilities	70d	20-Aug-13	12-Nov-13
N06-1060	Support/Divert Utilities	53d	13-Nov-13	16-Jan-14
N06-1070	Pipe Piles (54 no.s)	81d	17-Jan-14	29-Apr-14
N06-1080	Grout Curtain	24d	30-Apr-14	29-May-14
Stage 2 Piling - Track Area				
N06-1090	Possess Areas M1 & Site clearance	24d	17-Mar-14	14-Apr-14
N06-1100	Install 6m Hoarding (NTH)	68d	15-Apr-14	18-Sep-14
N06-1110	Trip wire system (NTH)	68d	22-Apr-14	21-Oct-14
N06-1120	OHL Diversions	83d	02-Aug-14	10-Nov-14
N06-1130	Trial pits & expose utilities	95d	16-Aug-14	08-Dec-14
N06-1140	Pregrouting	111d	12-Aug-14	22-Dec-14
N06-1150	West Side Pipe Piles (92 no.s) SM, 1-3 rigs	138d	23-Aug-14	06-Feb-15
N06-1160	Grout Curtain (include windows)	12d	07-Feb-15	24-Feb-15
N06-1170	Grout Curtain cut off wall (between NSL 6 and NSL 7)	24d	02-Dec-14	31-Dec-14
N06-1180	Dewatering System	6d	25-Feb-15	03-Mar-15
N06-1190	Pumping Test	7d	04-Mar-15	10-Mar-15
N06-1200	Tril pits for additional piles	25d	31-Dec-14	29-Jan-15
N06-1210	Additional piles to separate EWL from NSL (30 no.s)	60d	30-Jan-15	17-Apr-15
N06-1220	Demobilization & site clearance	6d	18-Apr-15	24-Apr-15
Stage 3 Piling - Remaining Piles in Winslow Playground and Mortuary				
N06-1320	Site clearance & preparation works	14d	15-Oct-14	30-Oct-14
N06-1330	Piling (32 no.s) near NSL5 and NSL7 cross walls	48d	19-Nov-14	27-Dec-14
N06-1340	Kingposts	6d	29-Dec-14	05-Jan-15
N06-1350	Grout Curtain	24d	29-Dec-14	26-Jan-15
ELS NSL6S (For N06-01 to N06-04 & 6E-01 to 6E-04)				
N06-1230	Excavation to Below S1	3d	25-Apr-15	28-Apr-15
N06-1240	Install S1 & decking	16d	29-Apr-15	18-May-15
N06-1250	Excavation to Below S2	6d	19-May-15	26-May-15
N06-1260	Install S2	9d	27-May-15	05-Jun-15
N06-1270	Excavation to Below S3	6d	06-Jun-15	12-Jun-15
N06-1280	Install S3	8d	13-Jun-15	23-Jun-15
N06-1290	Excavation to Below S4	6d	24-Jun-15	30-Jun-15
N06-1300	Install S4	17d	02-Jul-15	21-Jul-15
N06-1310	Excavation to EWL Formation Level	10d	02-Jul-15	13-Jul-15
N06-1315	Plate Load Test	28d	14-Jul-15	10-Aug-15
N06-1390	Excavation to NSL Formation Level	15d	22-Jul-15	07-Aug-15
ELS NSL6N - 6 Utilities Windows + 2 Abandoned Windows (For N06-05 to N06-08)				
N06-1380	Excavation to S1 (1m)	18d	25-Apr-15	16-May-15
N06-1400	Install S1 & Decking	12d	18-May-15	01-Jun-15
N06-1410	Install support for utilities	12d	18-May-15	01-Jun-15
N06-1420	Excavation to S2 (1.8m)	32d	02-Jun-15	11-Jul-15
N06-1430	Install S2	6d	11-Jul-15	18-Jul-15
N06-1440	Install lagging support underneath utilities windows	6d	11-Jul-15	18-Jul-15
N06-1450	Excavation to S3 (2.9m)	52d	18-Jul-15	17-Sep-15
N06-1460	Install S3	6d	17-Sep-15	24-Sep-15
N06-1470	Install lagging support underneath utilities windows	6d	17-Sep-15	24-Sep-15
N06-1480	Excavation to S4 (3.8m)	68d	24-Sep-15	16-Dec-15
N06-1490	Install S4	6d	16-Dec-15	23-Dec-15
N06-1500	Install lagging support underneath utilities windows	6d	16-Dec-15	23-Dec-15
N06-1510	Excavation to tunnel formation (3m)	54d	23-Dec-15	02-Mar-16
N06-1520	Install lagging support underneath utilities windows	3d	02-Mar-16	05-Mar-16
Tunnel Structure (10 Bays)				
NSL/EWL/Shunt Neck Integrated Structure (40m) at South Side - 4 Bays				
Bay N06-01				

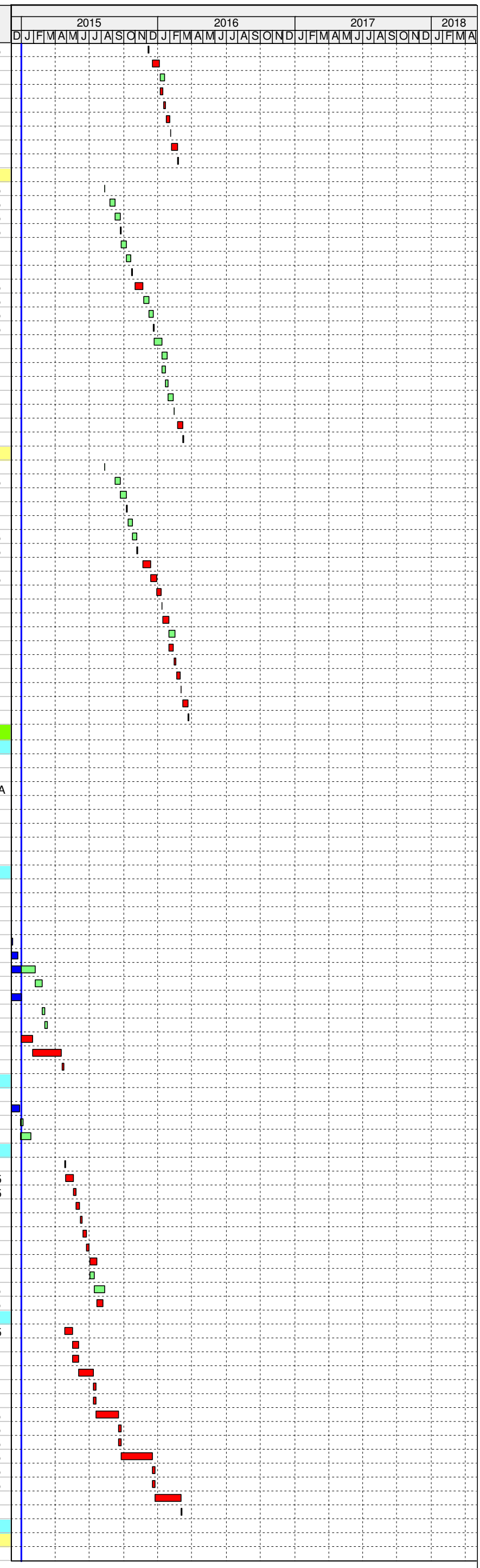

Gammon Kaden 基利
Gammon – Kaden SCL 1111 Joint Venture

NON-DEMOLITION MASTER PROGRAMME

REVISION B

NDMPB-35

Date	Revision	Checked	Approved
15-Jul-15	meeting comments incorporated		
16-Jul-15	meeting comments incorporated		
17-Sep-15	activity lagging time removed		

Activity ID	Activity Name	Dur	Start	Finish
N0601-110	Place Blinding Layer (at approx -10 mPD)	1d	08-Aug-15	08-Aug-15
N0601-120	Construct Tunnel Base with Kicker	12d	10-Aug-15	22-Aug-15
N0601-130	Place Infill Concrete/Compacted Fill up to S4	7d	24-Aug-15	31-Aug-15
N0601-140	Remove S4	2d	01-Sep-15	02-Sep-15
N0601-150	Construct NSL Wall up to S3	10d	03-Sep-15	14-Sep-15
N0601-160	Place Infill Concrete/Compacted Fill up to S3	5d	15-Sep-15	19-Sep-15
N0601-170	Remove S3	2d	21-Sep-15	22-Sep-15
N0601-180	Construct NSL Roof / EWL Base (Travelling Form)	18d	23-Oct-15	12-Nov-15
N0601-190	Construct EWL Lower Wall up to S2	12d	13-Nov-15	26-Nov-15
N0601-200	Place Infill Concrete/compacted fill up to S2	5d	27-Nov-15	02-Dec-15
N0601-210	Remove S2	2d	03-Dec-15	04-Dec-15
N0601-220	Construct EWL Upper Wall & Roof	12d	05-Dec-15	18-Dec-15
N0601-230	Tunnel Walkway & Works for Degree 1 Completion	6d	19-Dec-15	28-Dec-15
N0601-240	Place compacted fill to bottom of 1650 Drain	4d	19-Dec-15	23-Dec-15
N0601-250	Lay 1650 Stormwater Drain	6d	24-Dec-15	02-Jan-16
N0601-260	Place compacted fill to S1	5d	04-Jan-16	08-Jan-16
N0601-270	Remove S1/working deck & fill to shunt neck	6d	09-Jan-16	15-Jan-16
N0601-280	Construct Shunt Neck & Retaining Wall near Trackside	16d	16-Jan-16	03-Feb-16
N0601-290	Place compacted fill to final formation level	2d	04-Feb-16	05-Feb-16
Bay N06-02 (with Sump Pit)				
N0602-110	Place Blinding Layer (at approx -11 mPD)	1d	10-Aug-15	10-Aug-15
N0602-120	Construct Tunnel Base with Kicker	12d	24-Aug-15	05-Sep-15
N0602-130	Place Infill Concrete/Compacted Fill up to S4	7d	07-Sep-15	14-Sep-15
N0602-140	Remove S4	2d	15-Sep-15	16-Sep-15
N0602-150	Construct NSL Wall up to S3	10d	17-Sep-15	29-Sep-15
N0602-160	Place Infill Concrete/Compacted Fill up to S3	5d	30-Sep-15	06-Oct-15
N0602-170	Remove S3	2d	07-Oct-15	08-Oct-15
N0602-180	Construct NSL Roof / EWL Base (Travelling Form)	18d	13-Nov-15	03-Dec-15
N0602-190	Construct EWL Lower Wall up to S2	12d	04-Dec-15	17-Dec-15
N0602-200	Place Infill Concrete/compacted fill up to S2	5d	18-Dec-15	23-Dec-15
N0602-210	Remove S2	2d	24-Dec-15	28-Dec-15
N0602-220	Construct EWL Upper Wall	10d	29-Dec-15	09-Jan-16
N0602-230	Place compacted fill to bottom of 1650 Drain	4d	29-Dec-15	02-Jan-16
N0602-240	Lay 1650 Stormwater Drain	6d	04-Jan-16	09-Jan-16
N0602-250	Place compacted fill to S1	5d	11-Jan-16	15-Jan-16
N0602-260	Remove S1/working deck & fill to shunt neck	6d	16-Jan-16	22-Jan-16
N0602-270	Construct Shunt Neck & Retaining Wall near Trackside	16d	23-Jan-16	13-Feb-16
N0602-280	Construct EWL roof	12d	23-Jan-16	05-Feb-16
N0602-290	Tunnel Walkway & Works for Degree 1 Completion	6d	06-Feb-16	16-Feb-16
N0602-300	Place compacted fill to final formation level	2d	15-Feb-16	16-Feb-16
Bay N06-03				
N0603-110	Place Blinding Layer (at approx -9 mPD)	1d	11-Aug-15	11-Aug-15
N0603-120	Construct Tunnel Base with Kicker	12d	07-Sep-15	19-Sep-15
N0603-130	Place Infill Concrete/Compacted Fill up to S4	7d	21-Sep-15	29-Sep-15
N0603-140	Remove S4	2d	30-Sep-15	02-Oct-15
N0603-150	Construct NSL Wall up to S3	10d	03-Oct-15	14-Oct-15
N0603-160	Place Infill Concrete/Compacted Fill up to S3	5d	15-Oct-15	20-Oct-15
N0603-170	Remove S3	2d	22-Oct-15	23-Oct-15
N0603-180	Construct NSL Roof / EWL Base (Travelling Form)	18d	04-Dec-15	24-Dec-15
N0603-190	Construct EWL Lower Wall up to S2	12d	28-Dec-15	11-Jan-16
N0603-200	Place Infill Concrete/compacted fill up to S2	5d	12-Jan-16	16-Jan-16
N0603-210	Remove S2	2d	18-Jan-16	19-Jan-16
N0603-220	Construct EWL Upper Wall & Roof	12d	20-Jan-16	02-Feb-16
N0603-230	Tunnel Walkway & Works for Degree 1 Completion	6d	03-Feb-16	12-Feb-16
N0603-240	Place compacted fill to bottom of 1650 Drain	4d	03-Feb-16	06-Feb-16
N0603-250	Lay 1650 Stormwater Drain	6d	11-Feb-16	17-Feb-16
N0603-260	Place compacted fill to S1	5d	18-Feb-16	23-Feb-16
N0603-270	Remove S1/working deck & fill to shunt neck	6d	24-Feb-16	01-Mar-16
N0603-280	Construct Shunt Neck & Retaining Wall near Trackside	16d	02-Mar-16	19-Mar-16
N0603-290	Place compacted fill to final formation level	2d	21-Mar-16	22-Mar-16
Bay N06-04				
N0604-110	Place Blinding Layer (at approx -7.5 mPD)	1d	12-Aug-15	12-Aug-15
N0604-120	Construct Tunnel Base with Kicker	12d	21-Sep-15	06-Oct-15
N0604-130	Place Infill Concrete/compacted fill up to S4	5d	07-Oct-15	12-Oct-15
N0604-140	Remove S4	2d	13-Oct-15	14-Oct-15
N0604-150	Construct NSL Wall /EWL Base up to S3	12d	15-Oct-15	29-Oct-15
N0604-160	Place Infill Concrete/compacted fill up to S3	5d	30-Oct-15	04-Nov-15
N0604-170	Remove S3	2d	05-Nov-15	06-Nov-15
N0604-180	Construct NSL Roof/EWL lower wall up to S2 (Travelling Form)	18d	28-Dec-15	18-Jan-16
N0604-200	Place Infill Concrete/compacted fill up to S2	5d	19-Jan-16	23-Jan-16
N0604-210	Remove S2	2d	25-Jan-16	26-Jan-16
N0604-220	Construct EWL Upper Wall & Roof	12d	03-Feb-16	19-Feb-16
N0604-230	Tunnel Walkway & Works for Degree 1 Completion	6d	20-Feb-16	26-Feb-16
N0604-240	Place compacted fill to bottom of 1650 Drain	4d	20-Feb-16	24-Feb-16
N0604-250	Lay 1650 Stormwater Drain	6d	25-Feb-16	02-Mar-16
N0604-260	Place compacted fill to S1	5d	03-Mar-16	08-Mar-16
N0604-270	Remove S1/working deck & fill to shunt neck	5d	09-Mar-16	14-Mar-16
N0604-280	Construct Shunt Neck & Retaining Wall near Trackside	12d	15-Mar-16	31-Mar-16
N0604-290	Place compacted fill to final formation level	2d	01-Apr-16	02-Apr-16
NSL/Shunt Neck (37m) at North Side - 4 Bays				
Bay N06-05 (NSL/Shunt Neck) (with Towngas Pipe Jacking)				
N0605-110	Place Blinding Layer (at approx -7.5 mPD)	1d	05-Mar-16	07-Mar-16
N0605-120	Construct Tunnel Base with Kicker	12d	07-Mar-16	21-Mar-16
N0605-130	Place Infill Concrete/compacted fill up to S4	10d	21-Mar-16	06-Apr-16
N0605-140	Remove S4	3d	06-Apr-16	09-Apr-16
N0605-150	Construct NSL Wall up to S3	12d	09-Apr-16	23-Apr-16
N0605-160	Place Infill Concrete/compacted fill up to S3	10d	23-Apr-16	06-May-16
N0605-170	Remove S3	3d	06-May-16	10-May-16
N0605-180	Construct NSL Roof (Travelling Form)	12d	10-May-16	25-May-16
N0605-185	Pipe Jacking for Towngas on NSL roof (partial NTH)	44d	25-May-16	18-Jul-16
N0605-188	Remove jacking assembly	6d	18-Jul-16	25-Jul-16
N0605-190	Place concrete/compacted fill up to S2	7d	25-Jul-16	02-Aug-16
N0605-200	Remove S2 & utilities support	12d	02-Aug-16	16-Aug-16
N0605-220	Lay 1650 Stormwater Drain	6d	16-Aug-16	23-Aug-16
N0605-230	Place compacted fill to Shunt Neck Formation	3d	23-Aug-16	26-Aug-16
N0605-240	Construct Shunt Neck Trough (bottom part)	10d	26-Aug-16	07-Sep-16
N0605-250	Place compacted fill up to S1	3d	07-Sep-16	10-Sep-16
N0605-260	Remove S1	3d	10-Sep-16	14-Sep-16
N0605-270	Construct Shunt Neck Trough (upper part)	10d	14-Sep-16	27-Sep-16
N0605-290	Backfill to Formation	3d	27-Sep-16	30-Sep-16
Bay N06-06 (NSL/Shunt Neck)				
N0606-120	Place Blinding Layer (at approx -7.5 mPD)	1d	07-Mar-16	08-Mar-16
N0606-130	Construct Tunnel Base with Kicker	12d	21-Mar-16	08-Apr-16
N0606-140	Place infill concrete/compacted fill up to S4	10d	08-Apr-16	20-Apr-16
N0606-150	Remove S4	3d	20-Apr-16	23-Apr-16
N0606-160	Construct NSL Wall up to S3	12d	23-Apr-16	09-May-16
N0606-170	Place infill oncrete /compacted fill up to S3	10d	09-May-16	21-May-16
N0606-180	Remove S3	3d	21-May-16	25-May-16
N0606-190	Construct NSL Roof (Travelling Form)	12d	25-May-16	08-Jun-16

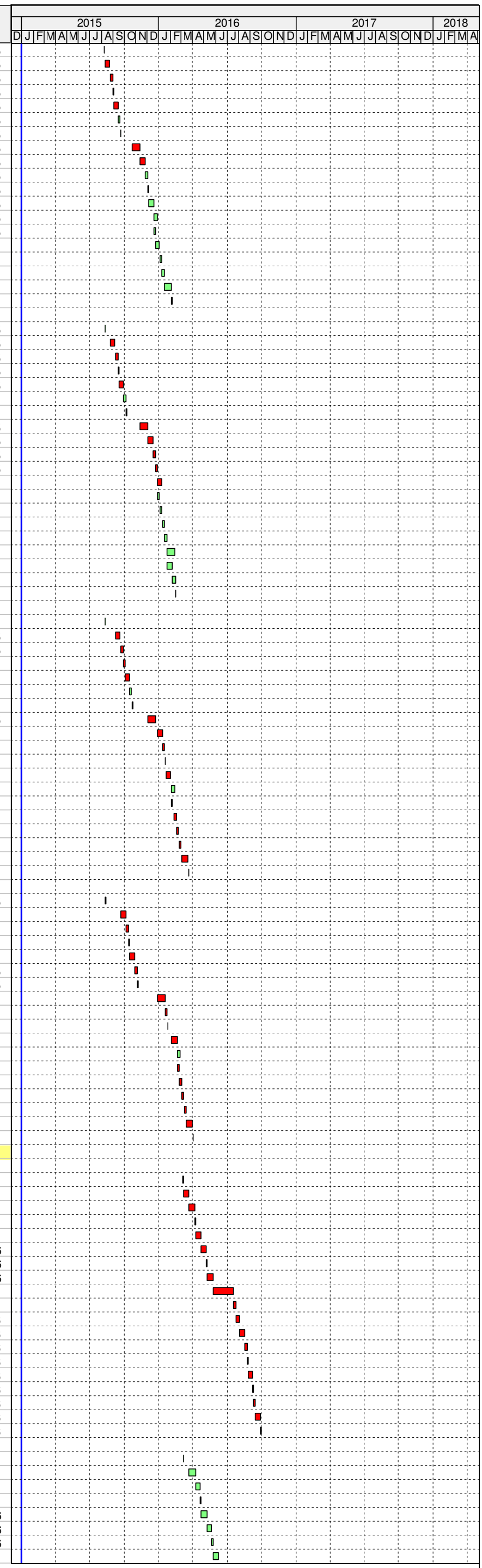

Gammon – Kaden SCL 1111 Joint Venture

NON-DEMOLITION MASTER PROGRAMME

REVISION B

NDMPB-35

Date	Revision	Checked	Approved
15-Jul-15	meeting comments incorporated		
16-Jul-15	meeting comments incorporated		
17-Sep-15	activity lagging time removed		

Activity ID	Activity Name	Dur	Start	Finish
N0606-200	Tunnel Walkway & Works for Degree 1 Completion	6d	08-Jun-16	16-Jun-16
N0606-210	Place infill concrete/compacted fill up to S2	7d	08-Jun-16	17-Jun-16
N0606-220	Remove S2 & utilities support	12d	17-Jun-16	02-Jul-16
N0606-230	Place compacted fill to Shunt Neck Formation	6d	02-Jul-16	09-Jul-16
N0606-240	Construct Shunt Neck Trough (bottom part)	10d	09-Jul-16	21-Jul-16
N0606-250	Place compacted fill to S1	6d	21-Jul-16	28-Jul-16
N0606-260	Remove S1	3d	28-Jul-16	01-Aug-16
N0606-270	Construct Shunt Neck Trough (upper part)	10d	01-Aug-16	12-Aug-16
N0606-280	Place compacted fill to final formation	3d	12-Aug-16	16-Aug-16
Bay N06-07 (NSL/Shunt Neck)				
N0607-110	Place Blinding Layer (at approx -7.5 mPD)	1d	08-Mar-16	09-Mar-16
N0607-120	Construct Tunnel Base with Kicker	12d	08-Apr-16	22-Apr-16
N0607-130	Place infill concrete/compacted fill up to S4	10d	22-Apr-16	05-May-16
N0607-140	Remove S4	3d	05-May-16	09-May-16
N0607-150	Construct NSL Wall up to S3	10d	09-May-16	21-May-16
N0607-160	Place infill oncrete /compacted fill up to S3	10d	21-May-16	02-Jun-16
N0607-170	Remove S3	3d	02-Jun-16	06-Jun-16
N0607-180	Construct NSL Roof (Travelling Form)	12d	08-Jun-16	23-Jun-16
N0607-190	Tunnel Walkway & Works for Degree 1 Completion	6d	23-Jun-16	30-Jun-16
N0607-200	Place infill concrete/compacted fill up to S2	7d	23-Jun-16	02-Jul-16
N0607-210	Remove S2 & utilities support	12d	02-Jul-16	16-Jul-16
N0607-220	Place compacted fill to Shunt Neck Formation	6d	16-Jul-16	23-Jul-16
N0607-230	Construct Shunt Neck Trough (bottom part)	10d	23-Jul-16	04-Aug-16
N0607-240	Place compacted fill to S1	6d	04-Aug-16	11-Aug-16
N0607-250	Remove S1	3d	11-Aug-16	15-Aug-16
N0607-260	Construct Shunt Neck Trough (upper part)	10d	15-Aug-16	26-Aug-16
N0607-270	Place compacted fill to final formation	3d	26-Aug-16	30-Aug-16
Bay N06-08 (NSL/Shunt Neck)				
N0608-110	Place Blinding Layer (at approx -7.5 mPD)	1d	09-Mar-16	10-Mar-16
N0608-120	Construct Tunnel Base with Kicker	12d	22-Apr-16	07-May-16
N0608-130	Place infill concrete/compacted fill up to S4	10d	07-May-16	20-May-16
N0608-140	Remove S4	3d	20-May-16	24-May-16
N0608-150	Construct NSL Wall up to S3	10d	24-May-16	04-Jun-16
N0608-160	Place infill oncrete /compacted fill up to S3	10d	04-Jun-16	17-Jun-16
N0608-170	Remove S3	3d	17-Jun-16	21-Jun-16
N0608-180	Construct NSL Roof (Travelling Form)	12d	23-Jun-16	08-Jul-16
N0608-190	Tunnel Walkway & Works for Degree 1 Completion	6d	08-Jul-16	15-Jul-16
N0608-200	Place infill concrete/compacted fill up to S2	7d	08-Jul-16	16-Jul-16
N0608-210	Remove S2 & utilities support	12d	16-Jul-16	30-Jul-16
N0608-220	Place compacted fill to Shunt Neck Formation	6d	30-Jul-16	06-Aug-16
N0608-230	Construct Shunt Neck Trough (bottom part)	10d	06-Aug-16	18-Aug-16
N0608-240	Place compacted fill to S1	6d	18-Aug-16	25-Aug-16
N0608-250	Remove S1	3d	25-Aug-16	29-Aug-16
N0608-260	Construct Shunt Neck Trough (upper part)	10d	29-Aug-16	09-Sep-16
N0608-270	Place compacted fill to final formation	3d	09-Sep-16	13-Sep-16
EWL Structure (41m) - 4 Bays				
Bay E06-01				
E0601-110	Excavation in EWL6 reached approx - 4.5 mPD	0d		13-Jul-15
E0601-115	Site formation to reach EWL formation (after Bay N06-04)	31d	05-Nov-15	10-Dec-15
E0601-120	Place Blinding Layer (at approx -4.5mPD)	1d	11-Dec-15	11-Dec-15
E0601-130	Construct Tunnel Base with Kicker	15d	12-Dec-15	31-Dec-15
E0601-140	Place infill concrete/compacted fill up to S3	12d	02-Jan-16	15-Jan-16
E0601-150	Remove S3	3d	16-Jan-16	19-Jan-16
E0601-160	Construct EWL Wall up to S2	12d	20-Jan-16	02-Feb-16
E0601-170	Place infill concrete/compacted fill up to S2	13d	03-Feb-16	20-Feb-16
E0601-180	Remove S2	3d	22-Feb-16	24-Feb-16
E0601-190	Construct EWL Roof (Travelling Form)	15d	25-Feb-16	12-Mar-16
E0601-200	Tunnel Walkway & Works for Degree 1 Completion	6d	14-Mar-16	19-Mar-16
E0601-210	Place compacted fill up to S1	5d	14-Mar-16	18-Mar-16
E0601-220	Remove S1	3d	19-Mar-16	22-Mar-16
E0601-230	Place compacted fill to final formation level	3d	23-Mar-16	29-Mar-16
Bay E06-02 (Depends on EWL7 Excavation)				
E0602-110	Excavation in EWL7 completed	0d		16-Oct-15
E0602-120	Place Blinding Layer (at approx -5mPD)	1d	17-Oct-15	17-Oct-15
E0602-130	Construct Tunnel Base with Kicker	12d	19-Oct-15	02-Nov-15
E0602-140	Place infill concrete/compacted fill up to S3	12d	03-Nov-15	16-Nov-15
E0602-150	Remove S3	2d	17-Nov-15	18-Nov-15
E0602-160	Construct EWL Wall up to S2	10d	19-Nov-15	30-Nov-15
E0602-170	Place infill concrete/compacted fill up to S3	13d	01-Dec-15	15-Dec-15
E0602-180	Remove S2	2d	16-Dec-15	17-Dec-15
E0602-190	Construct EWL Roof (Travelling Form)	15d	18-Dec-15	07-Jan-16
E0602-200	Tunnel Walkway & Works for Degree 1 Completion	6d	08-Jan-16	14-Jan-16
E0602-210	Place compacted fill up to S1	2d	08-Jan-16	09-Jan-16
E0602-220	Remove S1	2d	11-Jan-16	12-Jan-16
E0602-230	Place compacted fill to final formation level	5d	13-Jan-16	18-Jan-16
Bay E06-03 (Depends on EWL7 Excavation)				
E0603-110	Place Blinding Layer (at approx -6mPD)	1d	19-Oct-15	19-Oct-15
E0603-120	Construct Tunnel Base with Kicker	12d	03-Nov-15	16-Nov-15
E0603-130	Place infill concrete/compacted fill up to S3	12d	17-Nov-15	30-Nov-15
E0603-140	Remove S3	2d	01-Dec-15	02-Dec-15
E0603-150	Construct EWL Wall up to S2	10d	03-Dec-15	14-Dec-15
E0603-160	Place infill concrete/compacted fill up to S3	13d	15-Dec-15	31-Dec-15
E0603-170	Remove S2	2d	02-Jan-16	04-Jan-16
E0603-180	Construct EWL Roof (Travelling Form)	15d	08-Jan-16	25-Jan-16
E0603-190	Tunnel Walkway & Works for Degree 1 Completion	6d	26-Jan-16	01-Feb-16
E0603-200	Place compacted fill up to S1	2d	26-Jan-16	27-Jan-16
E0603-210	Remove S1	2d	28-Jan-16	29-Jan-16
E0603-220	Place compacted fill to final formation level	5d	30-Jan-16	04-Feb-16
Bay E06-04 (Depends on EWL7 Excavation)				
E0604-110	Place Blinding Layer (at approx -6mPD)	1d	20-Oct-15	20-Oct-15
E0604-120	Construct Tunnel Base with Kicker	12d	17-Nov-15	30-Nov-15
E0604-130	Place infill concrete/compacted fill up to S3	12d	01-Dec-15	14-Dec-15
E0604-140	Remove S3	2d	15-Dec-15	16-Dec-15
E0604-150	Construct EWL Wall up to S2	10d	17-Dec-15	30-Dec-15
E0604-160	Place infill concrete/compacted fill up to S3	13d	31-Dec-15	15-Jan-16
E0604-170	Remove S2	2d	16-Jan-16	18-Jan-16
E0604-180	Construct EWL Roof (Travelling Form)	15d	26-Jan-16	15-Feb-16
E0604-190	Tunnel Walkway & Works for Degree 1 Completion	6d	16-Feb-16	22-Feb-16
E0604-200	Place compacted fill up to S1	2d	16-Feb-16	17-Feb-16
E0604-210	Remove S1	2d	18-Feb-16	19-Feb-16
E0604-220	Place compacted fill to final formation level	5d	20-Feb-16	25-Feb-16
CLP Ducts from NSL3-6				
A12290	Filling completed up to bottom of retaining wall	0d		18-Jan-16
A12300	Construct retaining wall	24d	19-Jan-16	18-Feb-16
A12310	Backfill to retaining wall	6d	19-Feb-16	25-Feb-16
A12320	Construct draw pits & lay cable ducts	20d	26-Feb-16	19-Mar-16
A12330	Backfill to formation level	6d	21-Mar-16	30-Mar-16
(4) NSL7, 8A, 8B-1 (80m)				
Preparation Works				

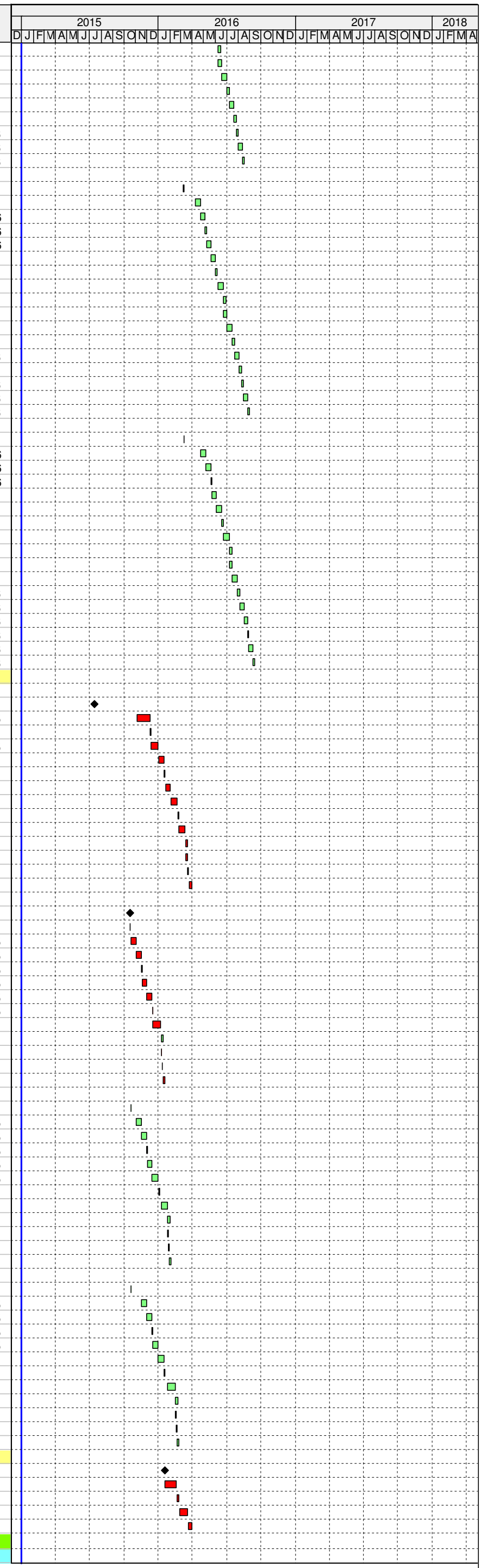

Gammon – Kaden SCL 1111 Joint Venture

NON-DEMOLITION MASTER PROGRAMME

REVISION B

Date	Revision	Checked	Approved
15-Jul-15	meeting comments incorporated		
16-Jul-15	meeting comments incorporated		
17-Sep-15	activity lagging time removed		

Activity ID	Activity Name	Dur	Start	Finish
N07-1200	Possess Areas M1 & Site clearance	48d	17-Mar-14	17-May-14
N07-1210	Install 6.0m Height Hoarding (NTH)	18d	20-May-14	28-Jun-14
N07-1220	Trip wire system (NTH)	9d	01-Jul-14 A	19-Jul-14 A
Cofferdam Piling in NSL7				
N07-1010	Pregrouting	20d	21-Jul-14 A	12-Aug-14
N07-1020	West side Pipe piles (48 no.s), SM, 1.5 Rigs	96d	13-Aug-14	30-Nov-14
N07-1030	Traffic diverted to TB1 W/B (TTM Stage 5B)	0d		14-Dec-14
N07-1032	Site clearance	16d	15-Dec-14	05-Jan-15
N07-1034	Mobilisation	11d	06-Jan-15	17-Jan-15
N07-1040	Middle SHP (24 no.s), SM	84d	17-Dec-14	31-Mar-15
N07-1050	East Side Pipe Piles (52 no.s)	104d	06-Jan-15	15-May-15
N07-1055	East Side SHP (24 no.s)	48d	19-Jan-15	18-Mar-15
N07-1058	Erect platfom for post grout works	12d	02-May-15	15-May-15
N07-1060	Remaining Grout Curtain	20d	16-May-15	09-Jun-15
N07-1070	Instrumentation & Dewatering System	6d	10-Jun-15	16-Jun-15
N07-1080	Pumping Test	7d	17-Jun-15	23-Jun-15
Underpinning to OB2 Deck				
N07-1090	Install lower frame	12d	01-Apr-15	18-Apr-15
N07-1100	Install upper frame	18d	20-Apr-15	11-May-15
N07-1105	Install restraint frame	6d	12-May-15	18-May-15
N07-1110	Load Transfer (NTH)	4d	19-May-15	26-May-15
N07-1120	Demolish existing east abutment	24d	10-Jun-15	09-Jul-15
Underpinning to Subway within NSL7				
N07-1230	Local excavation to below subway	20d	10-Jun-15	04-Jul-15
N07-1240	Install bracket for underpinning	18d	06-Jul-15	25-Jul-15
N07-1250	Construct support connection to subway	18d	27-Jul-15	15-Aug-15
Cofferdam Piling in NSL8A & NSL8B-1				
Piles Completed During TB1 & TB2 Construction				
N07-1130	West side Pipe piles (72 no.s), SM	288d	16-Sep-13	05-Sep-14
N07-1140	Stage 1 SHP (19 no.s)	38d	01-Apr-14	21-May-14
N07-1150	East Side Pipe Piles (65 no.s)	96d	01-Apr-14	30-Jul-14 A
Piles After TB2 Diversion				
N07-1160	Traffic Diverted to TB2	0d		29-Nov-14
N07-1170	Site formation & form access	24d	29-Nov-14	29-Dec-14
N07-1180	Form access	12d	30-Dec-14	13-Jan-15
N07-1185	Remove old depot structure	6d	14-Jan-15	20-Jan-15
N07-1188	Demolish OB2 Wingwall & slope	6d	21-Jan-15	27-Jan-15
N07-1190	Stage 2 SHP (23 no.s), SM	81d	28-Jan-15	11-May-15
N07-1370	Grout Curtain Cut off Wall near NSL8B1 & NSL8B2	12d	27-Apr-15	11-May-15
N07-1380	Loading Test	28d	12-May-15	08-Jun-15
Excavation and Lateral Support				
N07-1260	Excavation to S1 break pipe piles	7d	24-Jun-15	02-Jul-15
N07-1270	Install S1 & decking	38d	03-Jul-15	15-Aug-15
N07-1280	Excavation to S2 & break pipe piles	12d	17-Aug-15	29-Aug-15
N07-1290	Install S2	25d	31-Aug-15	29-Sep-15
N07-1300	Excavation to S3 & break pipe piles	12d	30-Sep-15	14-Oct-15
N07-1310	Install S3	25d	15-Oct-15	13-Nov-15
N07-1320	Excavation to S4 (EWL formation) & break pipe piles	12d	14-Nov-15	27-Nov-15
N07-1330	Install S4	25d	28-Nov-15	29-Dec-15
N07-1340	Excavation to S5 in NSL 8A only	9d	30-Dec-15	09-Jan-16
N07-1350	Install S5	9d	11-Jan-16	20-Jan-16
N07-1360	Excavation to Formation in NSL 8A only	9d	21-Jan-16	30-Jan-16
Tunnel Structure (8 Bays)				
Bay N07-01				
N0701-110	Place Blinding Layer (at approx -6.5 mPD)	1d	10-Mar-16	11-Mar-16
N0701-120	Construct Tunnel Base with Kicker	12d	07-May-16	23-May-16
N0701-130	Place infill concrete/compacted fill up to S3	6d	23-May-16	30-May-16
N0701-140	Remove S3	2d	30-May-16	01-Jun-16
N0701-150	Construct NSL Wall up to S2	8d	04-Jun-16	15-Jun-16
N0701-160	Place infill concrete /compacted fill up to S2	6d	15-Jun-16	22-Jun-16
N0701-170	Remove S2	2d	22-Jun-16	24-Jun-16
N0701-180	Construct NSL Roof & CRN1 abutment lower wall (Travelling Form)	18d	08-Jul-16	29-Jul-16
N0701-190	Tunnel Walkway & Works for Degree 1 Completion	6d	29-Jul-16	05-Aug-16
N0701-200	Place infill concrete/compacted fill up to S1	6d	29-Jul-16	05-Aug-16
N0701-210	Remove S1	2d	05-Aug-16	08-Aug-16
N0701-220	Construct CRN1 East Abutment middle wall	12d	08-Aug-16	22-Aug-16
N0701-230	Construct CRN1 East Abutment upper wall	12d	22-Aug-16	05-Sep-16
N0701-240	Construct Shunt Neck	12d	05-Sep-16	20-Sep-16
Bay N07-02				
N0702-110	Place Blinding Layer (at approx -6.5 mPD)	1d	01-Feb-16	01-Feb-16
N0702-120	Construct Tunnel Base with Kicker	12d	02-Feb-16	18-Feb-16
N0702-130	Place infill concrete/compacted fill up to S3	6d	19-Feb-16	25-Feb-16
N0702-140	Remove S3	2d	26-Feb-16	27-Feb-16
N0702-150	Construct NSL Wall up to S2	8d	29-Feb-16	08-Mar-16
N0702-160	Place infill concrete /compacted fill up to S2	6d	09-Mar-16	15-Mar-16
N0702-170	Remove S2	2d	16-Mar-16	17-Mar-16
N0702-180	Construct NSL Roof & CRN1 abutment lower wall (Travelling Form)	18d	18-Mar-16	12-Apr-16
N0702-190	Tunnel Walkway & Works for Degree 1 Completion	6d	13-Apr-16	19-Apr-16
N0702-200	Place infill concrete/compacted fill up to S1	6d	13-Apr-16	19-Apr-16
N0702-210	Remove S1	2d	20-Apr-16	21-Apr-16
N0702-220	Construct CRN1 East Abutment middle wall	12d	22-Apr-16	06-May-16
N0702-230	Construct CRN1 East Abutment upper wall	12d	07-May-16	21-May-16
N0702-240	Construct Shunt Neck	12d	23-May-16	04-Jun-16
Bay N07-03				
N0703-110	Place Blinding Layer (at approx -6.5 mPD)	1d	02-Feb-16	02-Feb-16
N0703-120	Construct Tunnel Base with Kicker	12d	19-Feb-16	03-Mar-16
N0703-130	Place infill concrete/compacted fill up to S3	6d	04-Mar-16	10-Mar-16
N0703-140	Remove S3	2d	11-Mar-16	12-Mar-16
N0703-150	Construct NSL Wall up to S2	8d	14-Mar-16	22-Mar-16
N0703-160	Place infill concrete /compacted fill up to S2	6d	23-Mar-16	01-Apr-16
N0703-170	Remove S2	2d	02-Apr-16	05-Apr-16
N0703-180	Construct NSL Roof & CRN1 abutment lower wall (Travelling Form)	18d	13-Apr-16	04-May-16
N0703-190	Tunnel Walkway & Works for Degree 1 Completion	6d	05-May-16	11-May-16
N0703-200	Place infill concrete/compacted fill up to S1	6d	05-May-16	11-May-16
N0703-210	Remove S1	2d	12-May-16	13-May-16
N0703-220	Construct CRN1 East Abutment middle wall	12d	16-May-16	28-May-16
N0703-230	Construct CRN1 East Abutment upper wall	12d	30-May-16	13-Jun-16
N0703-240	Construct Shunt Neck	12d	14-Jun-16	27-Jun-16
Bay N07-04				
N0704-110	Place Blinding Layer (at approx -6.5 mPD)	1d	03-Feb-16	03-Feb-16
N0704-120	Construct Tunnel Base with Kicker	12d	04-Mar-16	17-Mar-16
N0704-130	Place infill concrete/compacted fill up to S3	6d	18-Mar-16	24-Mar-16
N0704-140	Remove S3	2d	29-Mar-16	30-Mar-16
N0704-150	Construct NSL Wall up to S2	8d	31-Mar-16	09-Apr-16
N0704-160	Place infill concrete /compacted fill up to S2	6d	11-Apr-16	16-Apr-16
N0704-170	Remove S2	2d	18-Apr-16	19-Apr-16
N0704-180	Construct NSL Roof & CRN1 abutment lower wall (Travelling Form)	18d	05-May-16	26-May-16
N0704-190	Tunnel Walkway & Works for Degree 1 Completion	6d	27-May-16	02-Jun-16
N0704-200	Place infill concrete/compacted fill up to S1	6d	27-May-16	02-Jun-16



Date	Revision	Checked	Approved
15-Jul-15	meeting comments incorporated		
16-Jul-15	meeting comments incorporated		
17-Sep-15	activity lagging time removed		

Activity ID	Activity Name	Dur	Start	Finish
N0704-210	Remove S1	2d	03-Jun-16	04-Jun-16
N0704-220	Construct CRN1 East Abutment middle wall	12d	06-Jun-16	20-Jun-16
N0704-230	Construct CRN1 East Abutment upper wall	12d	21-Jun-16	05-Jul-16
N0704-240	Construct Shunt Neck	12d	06-Jul-16	19-Jul-16
Remaining Shunt Neck Affected by TB1 & TB2				
N0704-245	Tunnel above Chatham Rd Completed (Bays N0701-N0704)	0d		20-Sep-16
N0704-250	Construct Chatham Road to Original Condition	24d	20-Sep-16	20-Oct-16
N0704-260	Divert TB1 W/B to Chatham Rd W/B	1d	20-Oct-16	21-Oct-16
N0704-270	Dismantle TB1 W/B portion (Partial NTH)	30d	21-Oct-16	25-Nov-16
N0704-280	Construct Watermain Bridge, Type L4 parapet	48d	25-Nov-16	23-Jan-17
N0704-290	Divert TB1 E/B to Chatham Rd E/B	1d	23-Jan-17	24-Jan-17
N0704-300	Dismantle TB1 E/B portion (Partial NTH)	30d	24-Jan-17	28-Feb-17
N0704-302	Shunt Neck above Bay 07-05 to Bay 07-07 (3 Bays)	36d	28-Feb-17	11-Apr-17
N0704-305	Tunnel above Slip Rd Completed (Bays 8B02-8B03)	0d		07-Apr-17
N0704-308	Construct Hong Chong Rd Slip Rd to Original Condition	24d	08-Apr-17	05-May-17
N0704-310	Divert TB2 to Hong Chong Slip Rd	1d	06-May-17	06-May-17
N0704-320	Dismantle TB2 (Partial NTH)	24d	08-May-17	03-Jun-17
N0704-330	Construct Shunt Neck above Bay 07-08 (1 Bay)	12d	05-Jun-17	17-Jun-17
Bay N07-05 (with Sump Pit)				
N0705-110	Place Blinding Layer (at approx -12.5 mPD)	1d	04-Feb-16	04-Feb-16
N0705-120	Construct Sump Pit Base with Kicker	12d	05-Feb-16	22-Feb-16
N0705-130	Place infill concrete/compacted fill up to S5	4d	23-Feb-16	26-Feb-16
N0705-140	Remove S5	2d	27-Feb-16	29-Feb-16
N0705-150	Construct Sump Pit Wall up to S4	8d	01-Mar-16	09-Mar-16
N0705-160	Place infill concrete /compacted fill up to S4	6d	10-Mar-16	16-Mar-16
N0705-170	Remove S4	2d	17-Mar-16	18-Mar-16
N0705-180	Construct Tunnel Base with Kicker & Sump Pit Wall	12d	19-Mar-16	06-Apr-16
N0705-190	Place infill concrete up to S3	5d	07-Apr-16	12-Apr-16
N0705-200	Remove S3	2d	13-Apr-16	14-Apr-16
N0705-210	Construct NSL Wall & Sump Pit Roof up to S2	8d	15-Apr-16	23-Apr-16
N0705-220	Place infill concrete/compacted fill up to S2	3d	25-Apr-16	27-Apr-16
N0705-230	Remove S2	2d	28-Apr-16	29-Apr-16
N0705-240	Construct NSL Roof/Strut Beam (Travelling Form)	18d	27-May-16	17-Jun-16
N0705-250	Tunnel Walkway & Works for Degree 1 Completion	6d	18-Jun-16	24-Jun-16
N0705-260	Place compacted fill up to S1	5d	18-Jun-16	23-Jun-16
N0705-270	Remove S1	2d	24-Jun-16	25-Jun-16
Bay N07-06 (with Sump Pit)				
N0706-110	Place Blinding Layer (at approx -12.5 mPD)	1d	05-Feb-16	05-Feb-16
N0706-120	Construct Sump Pit Base with Kicker	12d	23-Feb-16	07-Mar-16
N0706-130	Place infill concrete/compacted fill up to S5	4d	08-Mar-16	11-Mar-16
N0706-140	Remove S5	2d	12-Mar-16	14-Mar-16
N0706-150	Construct Sump Pit Wall up to S4	8d	15-Mar-16	23-Mar-16
N0706-160	Place infill concrete /compacted fill up to S4	6d	24-Mar-16	02-Apr-16
N0706-170	Remove S4	2d	05-Apr-16	06-Apr-16
N0706-180	Construct Tunnel Base with Kicker & Sump Pit Wall	12d	07-Apr-16	20-Apr-16
N0706-190	Place infill concrete up to S3	10d	21-Apr-16	03-May-16
N0706-200	Remove S3	2d	04-May-16	05-May-16
N0706-210	Construct NSL Wall & Sump Pit Roof up to S2	8d	06-May-16	16-May-16
N0706-220	Place infill concrete/compacted fill up to S2	3d	17-May-16	19-May-16
N0706-230	Remove S2	2d	20-May-16	21-May-16
N0706-240	Construct NSL Roof/Strut Beam (Travelling Form)	18d	18-Jun-16	09-Jul-16
N0706-250	Tunnel Walkway & Works for Degree 1 Completion	6d	11-Jul-16	16-Jul-16
N0706-260	Place compacted fill up to S1	5d	11-Jul-16	15-Jul-16
N0706-270	Remove S1	2d	16-Jul-16	18-Jul-16
Bay N07-08 - After Bay N8B-01				
N0708-110	Excavation Reached Formation in NSL8B	0d		19-Aug-16
N0708-120	Place Blinding Layer (at approx -4 mPD)	1d	15-Sep-16	15-Sep-16
N0708-130	Construct Tunnel Base with Kicker	12d	19-Dec-16	04-Jan-17
N0708-140	Place infill concrete/compacted fill up to S3	6d	05-Jan-17	11-Jan-17
N0708-150	Remove S3	2d	12-Jan-17	13-Jan-17
N0708-160	Construct NSL Wall up to S2	8d	17-Jan-17	25-Jan-17
N0708-170	Place infill concrete /compacted fill up to S2	6d	26-Jan-17	04-Feb-17
N0708-180	Remove S2	2d	06-Feb-17	07-Feb-17
N0708-190	Construct NSL Roof up to S1	18d	07-Mar-17	27-Mar-17
N0708-200	Tunnel Walkway & Works for Degree 1 Completion	6d	28-Mar-17	03-Apr-17
N0708-210	Place infill concrete/compacted fill up to S1	3d	28-Mar-17	30-Mar-17
N0708-220	Remove S1	2d	31-Mar-17	01-Apr-17
N0708-230	Construct NSL Roof/Strut Beam (Travelling Form)	18d	26-Apr-17	18-May-17
N0708-240	Backfilling	6d	19-May-17	25-May-17
Bay N07-07 (with Sump Pit)				
N0707-110	Further ELS from -4 to approx -12.5 mPD for Sump Pit	24d	20-Aug-16	17-Sep-16
N0707-120	Place Blinding Layer (at approx -12.5 mPD)	1d	19-Sep-16	19-Sep-16
N0707-130	Construct Sump Pit Base with Kicker	12d	20-Sep-16	04-Oct-16
N0707-140	Place infill concrete/compacted fill up to S5	4d	05-Oct-16	08-Oct-16
N0707-150	Remove S5	2d	11-Oct-16	12-Oct-16
N0707-160	Construct Sump Pit Wall up to S4	8d	13-Oct-16	21-Oct-16
N0707-170	Place infill concrete /compacted fill up to S4	6d	22-Oct-16	28-Oct-16
N0707-180	Remove S4	2d	29-Oct-16	31-Oct-16
N0707-190	Construct Tunnel Base with Kicker & Sump Pit Wall	12d	05-Jan-17	18-Jan-17
N0707-200	Place infill concrete up to S3	5d	19-Jan-17	24-Jan-17
N0707-210	Remove S3	2d	25-Jan-17	26-Jan-17
N0707-220	Construct NSL Wall & Sump Pit Roof up to S2	8d	27-Jan-17	08-Feb-17
N0707-230	Place infill concrete/compacted fill up to S2	3d	09-Feb-17	11-Feb-17
N0707-240	Remove S2	2d	13-Feb-17	14-Feb-17
N0707-250	Construct NSL Roof/Strut Beam (Travelling Form)	18d	19-May-17	09-Jun-17
N0707-260	Tunnel Walkway & Works for Degree 1 Completion	6d	10-Jun-17	16-Jun-17
N0707-270	Place compacted fill up to S1	5d	10-Jun-17	15-Jun-17
N0707-280	Remove S1	2d	16-Jun-17	17-Jun-17
(5) NSL 8B-2, 9, OSP (230m)				
Cofferdam Piling in NSL8B-2				
N8B-1060	East Side 273 minipiles (34 no.s)	34d	30-Dec-14	07-Feb-15
N8B-1065	SHP (13 no.s), SM	39d	01-Apr-15	21-May-15
N8B-1210	Curtain Grout	12d	22-May-15	05-Jun-15
Cofferdam Piling in NSL9				
N8B-1070	East side 273 minipiles (34 no.s) - Stage 1	34d	17-Apr-14	31-May-14
N8B-1080	PEM's Decomissioned & Removed	0d		15-Sep-14
N8B-1090	Pregrouting	24d	16-Sep-14	17-Oct-14
N8B-1100	Site clearance	12d	18-Oct-14	31-Oct-14
N8B-1110	Trial pits	6d	01-Nov-14	07-Nov-14
N8B-1120	East side 273 minipiles (72 no.s) - Stage 2	144d	19-Nov-14	14-Apr-15
N8B-1122	Curtain Grout	24d	15-Apr-15	13-May-15
N8B-1123	Relocate access in NSL9	0d		13-May-15
N8B-1124	Trial pit	12d	14-May-15	28-May-15
N8B-1125	East side 273 minipiles (17 no.s) - Stage 3	17d	29-May-15	17-Jun-15
N8B-1150	SHP (27 no.s) - not affected by OB2A east abutment	81d	22-May-15	27-Aug-15
N8B-1160	Remaining curtain grout	24d	28-Aug-15	24-Sep-15
N8B-1165	Traffic Diverted to TB2	0d		29-Nov-14
N8B-1175	West side 273 minipiles (91 no.s), SM	184d	29-Nov-14	23-Apr-15
N8B-1178	Piling under OB2 A completed	0d		23-Apr-15

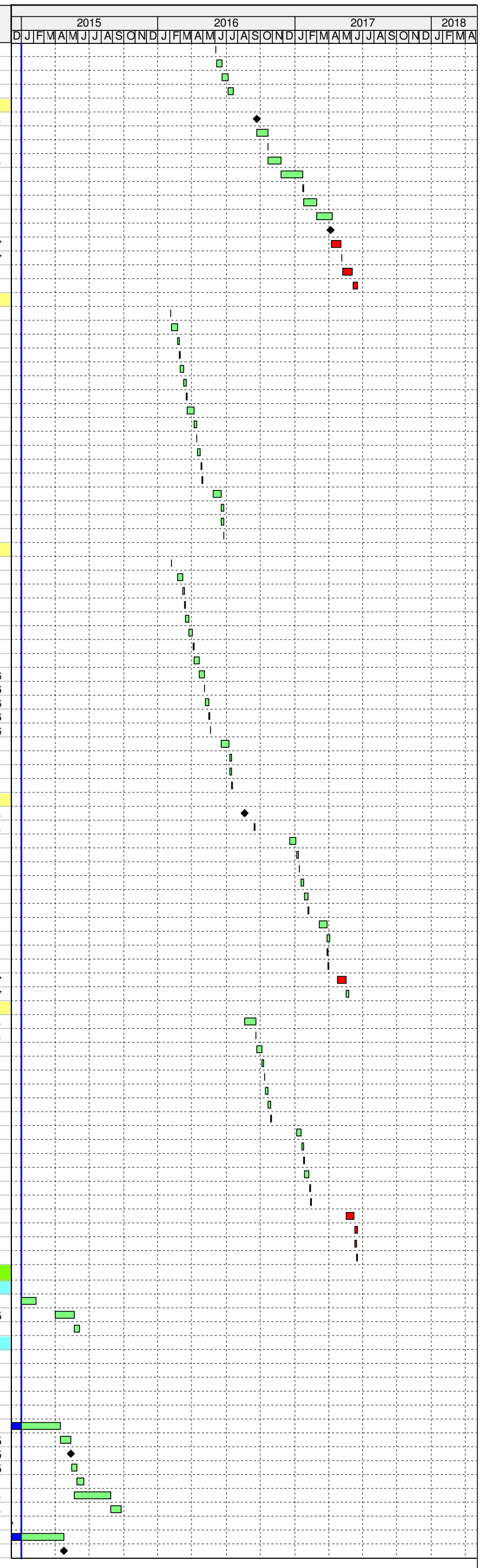

Gammon Kaden 基利

Gammon – Kaden SCL 1111 Joint Venture

NON-DEMOLITION MASTER PROGRAMME

REVISION B

Date	Revision	Checked	Approved
15-Jul-15	meeting comments incorporated		
16-Jul-15	meeting comments incorporated		
17-Sep-15	activity lagging time removed		

Activity ID	Activity Name	Dur	Start	Finish
N8B-1185	Curtain grout under OB2A	22d	24-Apr-15	20-May-15
N8B-1195	Modify hoarding	18d	29-Apr-15	20-May-15
Underpinning to OB2A Deck				
N8B-1010	Install lower frame & columns (5 sets)	10d	21-May-15	02-Jun-15
N8B-1020	Install upper frame & cross beams	5d	03-Jun-15	08-Jun-15
N8B-1025	Install restrain frame (NTH)	4d	09-Jun-15	16-Jun-15
N8B-1030	Expose existing pile cap of OB2A @ approx +3 mPD	6d	17-Jun-15	24-Jun-15
N8B-1040	Demolish existing east abutment and pile cap	24d	25-Jun-15	23-Jul-15
N8B-1050	Raking strut	10d	24-Jul-15	04-Aug-15
N8B-1170	SHP (12 no.s) - after OB2A east abutment demolition	36d	05-Aug-15	15-Sep-15
Underpinning to Subway within NSL8B & NSL9				
N8B-1180	Excavation to below subway (3000m3)	10d	28-Aug-15	08-Sep-15
N8B-1186	Demolish existing pile cap under wingwall	12d	09-Sep-15	22-Sep-15
N8B-1190	Install bracket for underpinning	12d	23-Sep-15	08-Oct-15
N8B-1200	Construct connection to subway (incl CLP protection)	24d	09-Oct-15	06-Nov-15
Cofferdam Piling at Oi Sen Path (For 400 kV Diversion)				
Piling at North Side Timber Platform (Stage 1)				
N8B-1360	Erect Working Platform for East Side Piling Works	63d	10-Sep-13	25-Nov-13
N8B-1370	Cofferdam East Side 273mm Pipe Piles (63 no.s, Rig MI4)	95d	17-Oct-13	11-Feb-14
N8B-1410	Grout Curtain	24d	10-Feb-14	08-Mar-14
Piling at South Side Existing Footpath (Stage 2)				
N8B-1290	Construct temporary walkway at south side of OSP (for piling)	39d	03-Oct-13	18-Nov-13
N8B-1300	Local Pedestrian Diversion	6d	19-Nov-13	25-Nov-13
N8B-1310	Cofferdam East Side 273mm Pipe Piles (49 no.s, Rig HD90)	53d	26-Nov-13	29-Jan-14
N8B-1320	Expose CLP cables and CLP inspection	12d	30-Jan-14	15-Feb-14
N8B-1330	Cofferdam East Side 273mm Pipe Piles (6 no.s, Rig HD90)	12d	17-Feb-14	01-Mar-14
N8B-1340	Grout Curtain	24d	10-Feb-14	08-Mar-14
Temporary Walkway & Pedestrian Diversion (OSP North) 180m				
N8B-1450	Drill rock dowels (110 no.s)	28d	05-Feb-14	08-Mar-14
N8B-1460	Erect pedestrian walkway - 75 bays	79d	10-Mar-14	17-Jun-14
N8B-1470	Pedestrian Diversion (north side & south side)	1d	18-Jun-14	18-Jun-14
Temporary Walkway & Pedestrian Diversion (OSP South) 90m				
N8B-1350	Dismantle timber piling platform	6d	10-Mar-14	15-Mar-14
N8B-1420	Erect working platform for slope excavation/tie back soil nails	6d	17-Mar-14	22-Mar-14
N8B-1430	Excavation and tie back soil nails to existing OSP	36d	24-Mar-14	10-May-14
N8B-1440	Construct Pedestrian Walkway	41d	28-Apr-14	17-Jun-14
400 kV Diversion				
N8B-1380	Expose existing 400 kV to cable tiles (by GKJV)	48d	19-Jun-14	14-Aug-14
N8B-1390	Construct Temporary Cable Hanger	48d	15-Aug-14	15-Sep-14
N8B-1400	Hand over to CLP to expose 400 kV (by CLP)	30d	16-Sep-14	24-Sep-14
N8B-1480	Slew 400kV (by CLP)	18d	25-Sep-14	17-Oct-14
Drainage in Ho Man Tin Trackside Area				
N8B-1670	Sewerage & Drainage Works within HMT Track Area	145d	01-Nov-14	30-Apr-15
Cofferdam Piling at Oi Sen Path (Remaining)				
Preparation Works & Rock Slopes Excavation				
N8B-1550	Install 2.4m Height Hoarding (NTH)	12d	03-May-14	29-May-14
N8B-1560	Install 6.0m Height Hoarding (NTH)	12d	31-May-14	26-Jun-14
N8B-1570	Expose/Protect utilities	24d	27-Jun-14	25-Jul-14 A
N8B-1580	Trip wire system (NTH)	12d	26-Jul-14 A	09-Aug-14
N8B-1590	PEM Stage D Decomissioned	0d		31-Jan-15*
N8B-1595	Remove PEM	6d	02-Feb-15	07-Feb-15
N8B-1600	Form Haul Road	36d	16-Sep-14	29-Oct-14
N8B-1610	Working platform for slopwork	36d	25-Sep-14	07-Nov-14
N8B-1620	Rock Slope CH 100850-101090 (Top 4m), 25m3/Day	104d	08-Nov-14	16-Mar-15
N8B-1630	Form additional haul road from north side	28d	09-Feb-15	16-Mar-15
N8B-1660	Rock Slope CH 100850-101090 (Remaining), 50m3/Day	102d	17-Mar-15	22-Jul-15
N8B-1665	Rock mapping, inspection, rock dowels (as required)	17d	23-Jul-15	11-Aug-15
Piling Affected by Slope Excavation CH 100+890 to 101+090				
N8B-1505	6m hoarding & tripwire (NTH)	14d	05-May-15*	04-Jun-15
N8B-1510	West side 273 minipiles (137 no.s), SM - 2 Rigs	137d	12-Aug-15	25-Jan-16
N8B-1520	East side (41) & middle (22) minipiles (Total 63 no.s)	63d	12-Aug-15	27-Oct-15
N8B-1530	Middle SHP (74 no.s) - 2 Rigs	111d	12-Aug-15	22-Dec-15
N8B-1540	Remaining Curtain Grout	24d	26-Jan-16	25-Feb-16
N8B-1640	Dewatering System	12d	26-Feb-16	10-Mar-16
N8B-1760	Pumping Test (NSL 8B-2, 9, OSP)	7d	22-Mar-16	28-Mar-16
OHL A0+911 Diversion				
N8B-1840	Construct foundation for A0+902	6d	26-Jan-16	01-Feb-16
N8B-1850	Erect Portal Structure (NTH) for A0+902	2d	02-Feb-16	04-Feb-16
N8B-1860	OHL Diversion (NTH)	3d	06-Feb-16	11-Feb-16
N8B-1870	Remove existing OHL A0+911 (NTH)	3d	13-Feb-16	18-Feb-16
Piling not Affected by Slope Excavation CH 100+840 to 100+890				
N8B-1680	Piling for OHL Diversion	18d	19-Nov-14	09-Dec-14
N8B-1690	West side 273 minipiles (145 no.s), SM - outside slopes	290d	24-Nov-14	16-Nov-15
N8B-1740	Curtain Grout	90d	17-Nov-15	07-Mar-16
N8B-1750	Dewatering System	12d	08-Mar-16	21-Mar-16
Excavation and Lateral Support				
N8B-1220	Trim Formation to Below S1 (1000m3 soft), 500m3/Day	2d	29-Mar-16	30-Mar-16
N8B-1230	Install S1 & decking (including existing CLP support)	30d	31-Mar-16	06-May-16
N8B-1240	ELS to S2 (7000m3 soft), 350m3/Day	26d	07-May-16	07-Jun-16
N8B-1260	ELS to S3 (8050m3 soft), 350m3/Day	29d	08-Jun-16	13-Jul-16
N8B-1280	ELS to Formation (3555m3 soft,800m3 rock),350m/D,50m/D	26d	14-Jul-16	12-Aug-16
N8B-1285	Plate Load Test / SPT	7d	13-Aug-16	19-Aug-16
Tunnel Structure (23 Bays)				
Bay N8B-23 (Work Front 1)				
N8B23-110	Place Blinding Layer (at approx 2.4 mPD)	1d	20-Aug-16	20-Aug-16
N8B23-120	Construct Tunnel Base with Kicker	12d	22-Aug-16	03-Sep-16
N8B23-130	Place infill concrete/compacted fill up to S1	8d	05-Sep-16	13-Sep-16
N8B23-140	Remove S1	2d	14-Sep-16	15-Sep-16
N8B23-150	Construct NSL Lower Wall	8d	17-Sep-16	26-Sep-16
N8B23-160	Construct NSL Upper Wall with retaining structure	15d	27-Sep-16	15-Oct-16
N8B23-170	Place infill concrete	2d	17-Oct-16	18-Oct-16
N8B23-180	Tunnel Walkway & Works for Degree 1 Completion	6d	19-Oct-16	25-Oct-16
N8B23-190	Backfilling to OSP	6d	19-Oct-16	25-Oct-16
Bay N8B-22 (Work Front 1)				
N8B22-110	Place Blinding Layer (at approx 2.4 mPD)	1d	22-Aug-16	22-Aug-16
N8B22-120	Construct Tunnel Base with Kicker	12d	05-Sep-16	19-Sep-16
N8B22-130	Place infill concrete/compacted fill up to S1	8d	20-Sep-16	28-Sep-16
N8B22-140	Remove S1	2d	29-Sep-16	30-Sep-16
N8B22-150	Construct NSL Lower Wall	8d	03-Oct-16	12-Oct-16
N8B22-160	Construct NSL Upper Wall with retaining structure	15d	17-Oct-16	02-Nov-16
N8B22-170	Place infill concrete	2d	03-Nov-16	04-Nov-16
N8B22-180	Tunnel Walkway & Works for Degree 1 Completion	6d	05-Nov-16	11-Nov-16
N8B22-190	Backfilling to OSP	6d	05-Nov-16	11-Nov-16
Bay N8B-21 (Work Front 1)				
N8B21-110	Place Blinding Layer (at approx 2.4 mPD)	1d	23-Aug-16	23-Aug-16
N8B21-120	Construct Tunnel Base with Kicker	12d	20-Sep-16	04-Oct-16
N8B21-130	Place infill concrete/compacted fill up to S1	8d	05-Oct-16	14-Oct-16
N8B21-140	Remove S1	2d	15-Oct-16	17-Oct-16
N8B21-150	Construct NSL Lower Wall	8d	18-Oct-16	26-Oct-16

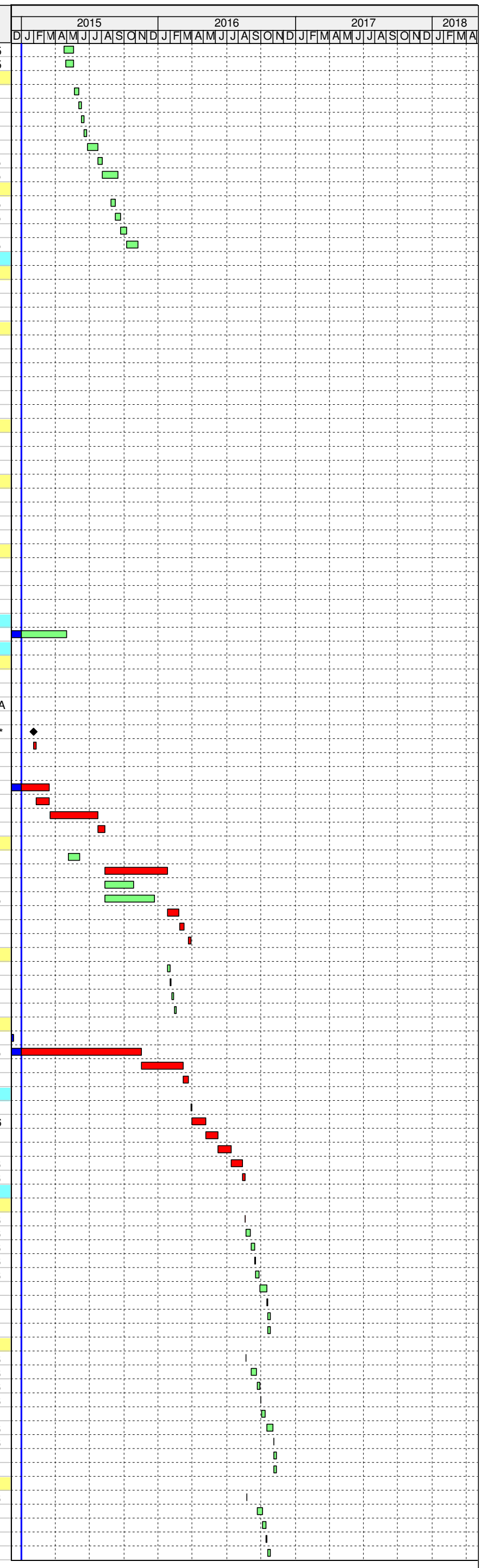

Date	Revision	Checked	Approved
15-Jul-15	meeting comments incorporated		
16-Jul-15	meeting comments incorporated		
17-Sep-15	activity lagging time removed		

Activity ID	Activity Name	Dur	Start	Finish
N8B21-160	Construct NSL Upper Wall with retaining structure	15d	03-Nov-16	19-Nov-16
N8B21-170	Place infill concrete	2d	21-Nov-16	22-Nov-16
N8B21-180	Tunnel Walkway & Works for Degree 1 Completion	6d	23-Nov-16	29-Nov-16
N8B21-190	Backfilling to OSP	6d	23-Nov-16	29-Nov-16
Bay N8B-20 (Work Front 1)				
N8B20-110	Place Blinding Layer (at approx 2.4 mPD)	1d	24-Aug-16	24-Aug-16
N8B20-120	Construct Tunnel Base with Kicker	12d	05-Oct-16	19-Oct-16
N8B20-130	Place infill concrete/compacted fill up to S1	8d	20-Oct-16	28-Oct-16
N8B20-140	Remove S1	2d	29-Oct-16	31-Oct-16
N8B20-150	Construct NSL Lower Wall	8d	01-Nov-16	09-Nov-16
N8B20-160	Construct NSL Upper Wall with retaining structure	15d	21-Nov-16	07-Dec-16
N8B20-170	Place infill concrete	2d	08-Dec-16	09-Dec-16
N8B20-180	Tunnel Walkway & Works for Degree 1 Completion	6d	10-Dec-16	16-Dec-16
N8B20-190	Backfilling to OSP	6d	10-Dec-16	16-Dec-16
Bay N8B-19 (Work Front 1)				
N8B19-110	Place Blinding Layer (at approx 2.4 mPD)	1d	25-Aug-16	25-Aug-16
N8B19-120	Construct Tunnel Base with Kicker	12d	20-Oct-16	02-Nov-16
N8B19-130	Place infill concrete/compacted fill up to S1	8d	03-Nov-16	11-Nov-16
N8B19-140	Remove S1	2d	12-Nov-16	14-Nov-16
N8B19-150	Construct NSL Lower Wall	8d	15-Nov-16	23-Nov-16
N8B19-160	Construct NSL Upper Wall with retaining structure	15d	08-Dec-16	24-Dec-16
N8B19-170	Place infill concrete	2d	28-Dec-16	29-Dec-16
N8B19-180	Tunnel Walkway & Works for Degree 1 Completion	6d	30-Dec-16	06-Jan-17
N8B19-190	Backfilling to OSP	6d	30-Dec-16	06-Jan-17
Bay N8B-18 (Work Front 1)				
N8B18-110	Place Blinding Layer (at approx 2.4 mPD)	1d	26-Aug-16	26-Aug-16
N8B18-120	Construct Tunnel Base with Kicker	12d	03-Nov-16	16-Nov-16
N8B18-130	Place infill concrete/compacted fill up to S1	8d	17-Nov-16	25-Nov-16
N8B18-140	Remove S1	2d	26-Nov-16	28-Nov-16
N8B18-150	Construct NSL Lower Wall	8d	29-Nov-16	07-Dec-16
N8B18-160	Construct NSL Upper Wall with retaining structure	15d	28-Dec-16	14-Jan-17
N8B18-170	Place infill concrete	2d	16-Jan-17	17-Jan-17
N8B18-180	Tunnel Walkway & Works for Degree 1 Completion	6d	18-Jan-17	24-Jan-17
N8B18-190	Backfilling to OSP	6d	18-Jan-17	24-Jan-17
Bay N8B-17 (Work Front 2)				
N8B17-110	Place Blinding Layer (at approx 2.0 mPD)	1d	27-Aug-16	27-Aug-16
N8B17-120	Construct Tunnel Base with Kicker	12d	29-Aug-16	10-Sep-16
N8B17-130	Place infill concrete/compacted fill up to S2	8d	12-Sep-16	21-Sep-16
N8B17-140	Remove S2	2d	22-Sep-16	23-Sep-16
N8B17-150	Construct NSL Wall up to S1	8d	24-Sep-16	04-Oct-16
N8B17-160	Place infill concrete /compacted fill up to S1	8d	05-Oct-16	14-Oct-16
N8B17-170	Remove S1	2d	15-Oct-16	17-Oct-16
N8B17-180	Construct NSL Roof/Strut Beam (Travelling Form)	18d	18-Oct-16	07-Nov-16
N8B17-190	Tunnel Walkway & Works for Degree 1 Completion	6d	08-Nov-16	14-Nov-16
N8B17-200	Backfilling	6d	08-Nov-16	14-Nov-16
Bay N8B-16 (Work Front 2)				
N8B16-110	Place Blinding Layer (at approx 1.6 mPD)	1d	29-Aug-16	29-Aug-16
N8B16-120	Construct Tunnel Base with Kicker	12d	12-Sep-16	26-Sep-16
N8B16-130	Place infill concrete/compacted fill up to S2	8d	27-Sep-16	06-Oct-16
N8B16-140	Remove S2	2d	07-Oct-16	08-Oct-16
N8B16-150	Construct NSL Wall up to S1	8d	11-Oct-16	19-Oct-16
N8B16-160	Place infill concrete /compacted fill up to S1	8d	20-Oct-16	28-Oct-16
N8B16-170	Remove S1	2d	29-Oct-16	31-Oct-16
N8B16-180	Construct NSL Roof/Strut Beam (Travelling Form)	18d	08-Nov-16	28-Nov-16
N8B16-190	Tunnel Walkway & Works for Degree 1 Completion	6d	29-Nov-16	05-Dec-16
N8B16-200	Backfilling	6d	29-Nov-16	05-Dec-16
Bay N8B-15 (Work Front 2)				
N8B15-110	Place Blinding Layer (at approx 1.2 mPD)	1d	30-Aug-16	30-Aug-16
N8B15-120	Construct Tunnel Base with Kicker	12d	27-Sep-16	12-Oct-16
N8B15-130	Place infill concrete/compacted fill up to S2	8d	13-Oct-16	21-Oct-16
N8B15-140	Remove S2	2d	22-Oct-16	24-Oct-16
N8B15-150	Construct NSL Wall up to S1	8d	25-Oct-16	02-Nov-16
N8B15-160	Place infill concrete /compacted fill up to S1	8d	03-Nov-16	11-Nov-16
N8B15-170	Remove S1	2d	12-Nov-16	14-Nov-16
N8B15-180	Construct NSL Roof/Strut Beam (Travelling Form)	18d	29-Nov-16	19-Dec-16
N8B15-190	Tunnel Walkway & Works for Degree 1 Completion	6d	20-Dec-16	28-Dec-16
N8B15-200	Backfilling	6d	20-Dec-16	28-Dec-16
Bay N8B-14 (Work Front 2)				
N8B14-110	Place Blinding Layer (at approx 0.8 mPD)	1d	31-Aug-16	31-Aug-16
N8B14-120	Construct Tunnel Base with Kicker	12d	13-Oct-16	26-Oct-16
N8B14-130	Place infill concrete/compacted fill up to S2	8d	27-Oct-16	04-Nov-16
N8B14-140	Remove S2	2d	05-Nov-16	07-Nov-16
N8B14-150	Construct NSL Wall up to S1	8d	08-Nov-16	16-Nov-16
N8B14-160	Place infill concrete /compacted fill up to S1	8d	17-Nov-16	25-Nov-16
N8B14-170	Remove S1	2d	26-Nov-16	28-Nov-16
N8B14-180	Construct NSL Roof/Strut Beam (Travelling Form)	18d	20-Dec-16	12-Jan-17
N8B14-190	Tunnel Walkway & Works for Degree 1 Completion	6d	13-Jan-17	19-Jan-17
N8B14-200	Backfilling	6d	13-Jan-17	19-Jan-17
Bay N8B-13 (Work Front 2)				
N8B13-110	Place Blinding Layer (at approx 0.8 mPD)	1d	01-Sep-16	01-Sep-16
N8B13-120	Construct Tunnel Base with Kicker	12d	27-Oct-16	09-Nov-16
N8B13-130	Place infill concrete/compacted fill up to S2	8d	10-Nov-16	18-Nov-16
N8B13-140	Remove S2	2d	19-Nov-16	21-Nov-16
N8B13-150	Construct NSL Wall up to S1	8d	22-Nov-16	30-Nov-16
N8B13-160	Place infill concrete /compacted fill up to S1	8d	01-Dec-16	09-Dec-16
N8B13-170	Remove S1	2d	10-Dec-16	12-Dec-16
N8B13-180	Construct NSL Roof/Strut Beam (Travelling Form)	18d	13-Jan-17	06-Feb-17
N8B13-190	Tunnel Walkway & Works for Degree 1 Completion	6d	07-Feb-17	13-Feb-17
N8B13-200	Backfilling	6d	07-Feb-17	13-Feb-17
Bay N8B-12 (Work Front 2)				
N8B12-110	Place Blinding Layer (at approx 0 mPD)	1d	02-Sep-16	02-Sep-16
N8B12-120	Construct Tunnel Base with Kicker	12d	10-Nov-16	23-Nov-16
N8B12-130	Place infill concrete/compacted fill up to S3	2d	24-Nov-16	25-Nov-16
N8B12-140	Remove S3	2d	26-Nov-16	28-Nov-16
N8B12-150	Construct NSL Wall up to S2	8d	01-Dec-16	09-Dec-16
N8B12-160	Place infill concrete /compacted fill up to S2	10d	10-Dec-16	21-Dec-16
N8B12-170	Remove S2	2d	22-Dec-16	23-Dec-16
N8B12-180	Construct NSL Wall up to S1	12d	24-Dec-16	10-Jan-17
N8B12-190	Place infill concrete /compacted fill up to S2	8d	11-Jan-17	19-Jan-17
N8B12-200	Remove S1	2d	20-Jan-17	21-Jan-17
N8B12-210	Construct NSL Roof/Strut Beam (Travelling Form)	18d	07-Feb-17	27-Feb-17
N8B12-220	Tunnel Walkway & Works for Degree 1 Completion	6d	28-Feb-17	06-Mar-17
N8B12-230	Backfilling	6d	28-Feb-17	06-Mar-17
Bay N8B-11 (Work Front 2)				
N8B11-110	Place Blinding Layer (at approx 0 mPD)	1d	03-Sep-16	03-Sep-16
N8B11-120	Construct Tunnel Base with Kicker	12d	24-Nov-16	07-Dec-16
N8B11-130	Place infill concrete/compacted fill up to S3	2d	08-Dec-16	09-Dec-16
N8B11-140	Remove S3	2d	10-Dec-16	12-Dec-16
N8B11-150	Construct NSL Wall up to S2	8d	13-Dec-16	21-Dec-16

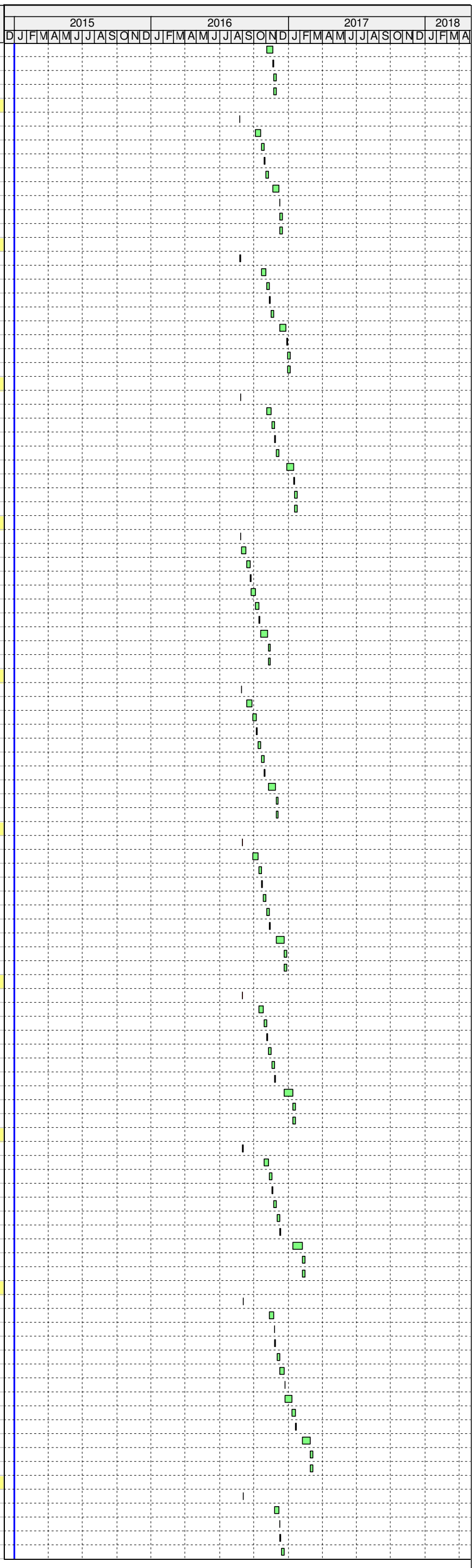

Date	Revision	Checked	Approved
15-Jul-15	meeting comments incorporated		
16-Jul-15	meeting comments incorporated		
17-Sep-15	activity lagging time removed		

Activity ID	Activity Name	Dur	Start	Finish
N8B11-160	Place infill concrete /compacted fill up to S2	10d	22-Dec-16	05-Jan-17
N8B11-170	Remove S2	2d	06-Jan-17	07-Jan-17
N8B11-180	Construct NSL Wall up to S1	12d	11-Jan-17	24-Jan-17
N8B11-190	Place infill concrete /compacted fill up to S2	8d	25-Jan-17	06-Feb-17
N8B11-200	Remove S1	2d	07-Feb-17	08-Feb-17
N8B11-210	Construct NSL Roof/Strut Beam (Travelling Form)	18d	28-Feb-17	20-Mar-17
N8B11-220	Tunnel Walkway & Works for Degree 1 Completion	6d	21-Mar-17	27-Mar-17
N8B11-230	Backfilling	6d	21-Mar-17	27-Mar-17
Bay N8B-10 (Work Front 2)				
N8B10-110	Place Blinding Layer (at approx -1 mPD)	1d	05-Sep-16	05-Sep-16
N8B10-120	Construct Tunnel Base with Kicker	12d	08-Dec-16	21-Dec-16
N8B10-130	Place infill concrete/compacted fill up to S3	2d	22-Dec-16	23-Dec-16
N8B10-140	Remove S3	2d	24-Dec-16	28-Dec-16
N8B10-150	Construct NSL Wall up to S2	8d	29-Dec-16	07-Jan-17
N8B10-160	Place infill concrete /compacted fill up to S2	10d	09-Jan-17	19-Jan-17
N8B10-170	Remove S2	2d	20-Jan-17	21-Jan-17
N8B10-180	Construct NSL Wall up to S1	12d	25-Jan-17	10-Feb-17
N8B10-190	Place infill concrete /compacted fill up to S2	8d	11-Feb-17	20-Feb-17
N8B10-200	Remove S1	2d	21-Feb-17	22-Feb-17
N8B10-210	Construct NSL Roof/Strut Beam (Travelling Form)	18d	21-Mar-17	11-Apr-17
N8B10-220	Tunnel Walkway & Works for Degree 1 Completion	6d	12-Apr-17	21-Apr-17
N8B10-230	Backfilling	6d	12-Apr-17	21-Apr-17
Bay N8B-09 (Work Front 2)				
N8B09-110	Place Blinding Layer (at approx -1 mPD)	1d	06-Sep-16	06-Sep-16
N8B09-120	Construct Tunnel Base with Kicker	12d	22-Dec-16	07-Jan-17
N8B09-130	Place infill concrete/compacted fill up to S3	2d	09-Jan-17	10-Jan-17
N8B09-140	Remove S3	2d	11-Jan-17	12-Jan-17
N8B09-150	Construct NSL Wall up to S2	8d	13-Jan-17	21-Jan-17
N8B09-160	Place infill concrete /compacted fill up to S2	10d	23-Jan-17	06-Feb-17
N8B09-170	Remove S2	2d	07-Feb-17	08-Feb-17
N8B09-210	Construct NSL Wall up to S1	12d	09-Feb-17	22-Feb-17
N8B09-220	Place infill concrete /compacted fill up to S2	8d	23-Feb-17	03-Mar-17
N8B09-230	Remove S1	2d	04-Mar-17	06-Mar-17
N8B09-240	Construct NSL Roof/Strut Beam (Travelling Form)	18d	12-Apr-17	08-May-17
N8B09-250	Tunnel Walkway & Works for Degree 1 Completion	6d	09-May-17	15-May-17
N8B09-260	Backfilling	6d	09-May-17	15-May-17
Pipe Jacking for CLP				
N8B-1770	Construct launching pit at Ho Man Tin	72d	01-Dec-15*	29-Feb-16
N8B-1780	Assemble TBM	24d	01-Mar-16	31-Mar-16
N8B-1790	Drive 1200 Dia casing (60m) - 1st trip (partial NTH)	120d	01-Apr-16	24-Aug-16
N8B-1800	Reposition TBM for drilling in opposite direction	24d	25-Aug-16	22-Sep-16
N8B-1810	Drive 1200 Dia casing (15m) - 2nd trip (partial NTH)	30d	23-Sep-16	29-Oct-16
N8B-1820	Retrieve TBM from Receiving Pit	12d	31-Oct-16	12-Nov-16
N8B-1830	Dismantle driving pit & receiving pit & reinstate area	12d	14-Nov-16	26-Nov-16
Bay N8B-08 (Work Front 2) - with New CLP Ducts & Existing CLP				
N8B08-110	Further ELS to formation of CLP duct (approx -3.2 mPD)	12d	20-Aug-16	02-Sep-16
N8B08-120	Lay CLP Ducts within cofferdam section	4d	03-Sep-16	07-Sep-16
N8B08-125	CLP Cable Laying	140d	08-Sep-16	25-Jan-17
N8B08-130	Filling to tunnel formation level	18d	14-Nov-16	03-Dec-16
N8B08-160	Place Blinding Layer	1d	05-Dec-16	05-Dec-16
N8B08-170	Construct Tunnel Base with Kicker	12d	06-Dec-16	19-Dec-16
N8B08-180	Place infill concrete/compacted fill up to S3	2d	20-Dec-16	21-Dec-16
N8B08-190	Remove S3	2d	22-Dec-16	23-Dec-16
N8B08-200	Construct NSL Wall up to S2	8d	24-Dec-16	05-Jan-17
N8B08-210	Place infill concrete /compacted fill up to S2	10d	06-Jan-17	17-Jan-17
N8B08-220	Remove S2	2d	18-Jan-17	19-Jan-17
N8B08-222	CLP Power on	0d		30-Jan-17
N8B08-224	New CLP Cable Connection (by CLP)	24d	01-Feb-17	28-Feb-17
N8B08-225	Diversion of existing CLP	0d		28-Feb-17
N8B08-226	Remove Abandoned CLP Cables	6d	01-Mar-17	07-Mar-17
N8B08-230	Construct NSL Wall up to S1	12d	08-Mar-17	21-Mar-17
N8B08-240	Place infill concrete /compacted fill up to S2	8d	22-Mar-17	30-Mar-17
N8B08-250	Remove S1	2d	31-Mar-17	01-Apr-17
N8B08-260	Construct NSL Roof/Strut Beam (Travelling Form)	18d	09-May-17	29-May-17
N8B08-270	Tunnel Walkway & Works for Degree 1 Completion	6d	31-May-17	06-Jun-17
N8B08-280	Backfilling	6d	31-May-17	06-Jun-17
Bay N8B-07 (Work Front 3)				
N8B07-110	Place Blinding Layer (at approx -1 mPD)	1d	07-Sep-16	07-Sep-16
N8B07-120	Construct Tunnel Base with Kicker	12d	08-Sep-16	22-Sep-16
N8B07-130	Place infill concrete/compacted fill up to S3	2d	23-Sep-16	24-Sep-16
N8B07-140	Remove S3	2d	26-Sep-16	27-Sep-16
N8B07-150	Construct NSL Wall up to S2	8d	28-Sep-16	07-Oct-16
N8B07-160	Place infill concrete /compacted fill up to S2	10d	08-Oct-16	20-Oct-16
N8B07-170	Remove S2	2d	21-Oct-16	22-Oct-16
N8B07-180	Construct NSL Wall up to S1	12d	24-Oct-16	05-Nov-16
N8B07-190	Place infill concrete /compacted fill up to S2	8d	07-Nov-16	15-Nov-16
N8B07-200	Remove S1	2d	16-Nov-16	17-Nov-16
N8B07-210	Construct NSL Roof/Strut Beam (Travelling Form)	18d	18-Nov-16	08-Dec-16
N8B07-220	Tunnel Walkway & Works for Degree 1 Completion	6d	09-Dec-16	15-Dec-16
N8B07-230	Backfilling	6d	09-Dec-16	15-Dec-16
Bay N8B-06 (Work Front 3)				
N8B06-110	Place Blinding Layer (at approx -2 mPD)	1d	08-Sep-16	08-Sep-16
N8B06-120	Construct Tunnel Base with Kicker	12d	23-Sep-16	07-Oct-16
N8B06-130	Place infill concrete/compacted fill up to S2	12d	08-Oct-16	22-Oct-16
N8B06-140	Remove S2	2d	24-Oct-16	25-Oct-16
N8B06-150	Construct NSL Wall up to S1	8d	26-Oct-16	03-Nov-16
N8B06-160	Place infill concrete /compacted fill up to S1	13d	04-Nov-16	18-Nov-16
N8B06-170	Remove S1	2d	19-Nov-16	21-Nov-16
N8B06-180	Construct NSL Roof/Strut Beam (Travelling Form)	18d	09-Dec-16	31-Dec-16
N8B06-190	Tunnel Walkway & Works for Degree 1 Completion	6d	03-Jan-17	09-Jan-17
N8B06-200	Backfilling	6d	03-Jan-17	09-Jan-17
Bay N8B-05 (Work Front 3)				
N8B05-110	Place Blinding Layer (at approx -3 mPD)	1d	09-Sep-16	09-Sep-16
N8B05-120	Construct Tunnel Base with Kicker	12d	08-Oct-16	22-Oct-16
N8B05-130	Place infill concrete/compacted fill up to S2	12d	24-Oct-16	05-Nov-16
N8B05-140	Remove S2	2d	07-Nov-16	08-Nov-16
N8B05-150	Construct NSL Wall up to S1	8d	09-Nov-16	17-Nov-16
N8B05-160	Place infill concrete /compacted fill up to S1	13d	18-Nov-16	02-Dec-16
N8B05-170	Remove S1	2d	03-Dec-16	05-Dec-16
N8B05-180	Construct NSL Roof/Strut Beam (Travelling Form)	18d	03-Jan-17	23-Jan-17
N8B05-190	Tunnel Walkway & Works for Degree 1 Completion	6d	24-Jan-17	02-Feb-17
N8B05-200	Backfilling	6d	24-Jan-17	02-Feb-17
Bay N8B-04 (Work Front 3)				
N8B04-110	Place Blinding Layer (at approx -3 mPD)	1d	10-Sep-16	10-Sep-16
N8B04-120	Construct Tunnel Base with Kicker	12d	24-Oct-16	05-Nov-16
N8B04-130	Place infill concrete/compacted fill up to S2	12d	07-Nov-16	19-Nov-16
N8B04-140	Remove S2	2d	21-Nov-16	22-Nov-16
N8B04-150	Construct NSL Wall up to S1	8d	23-Nov-16	01-Dec-16
N8B04-160	Place infill concrete /compacted fill up to S1	13d	02-Dec-16	16-Dec-16

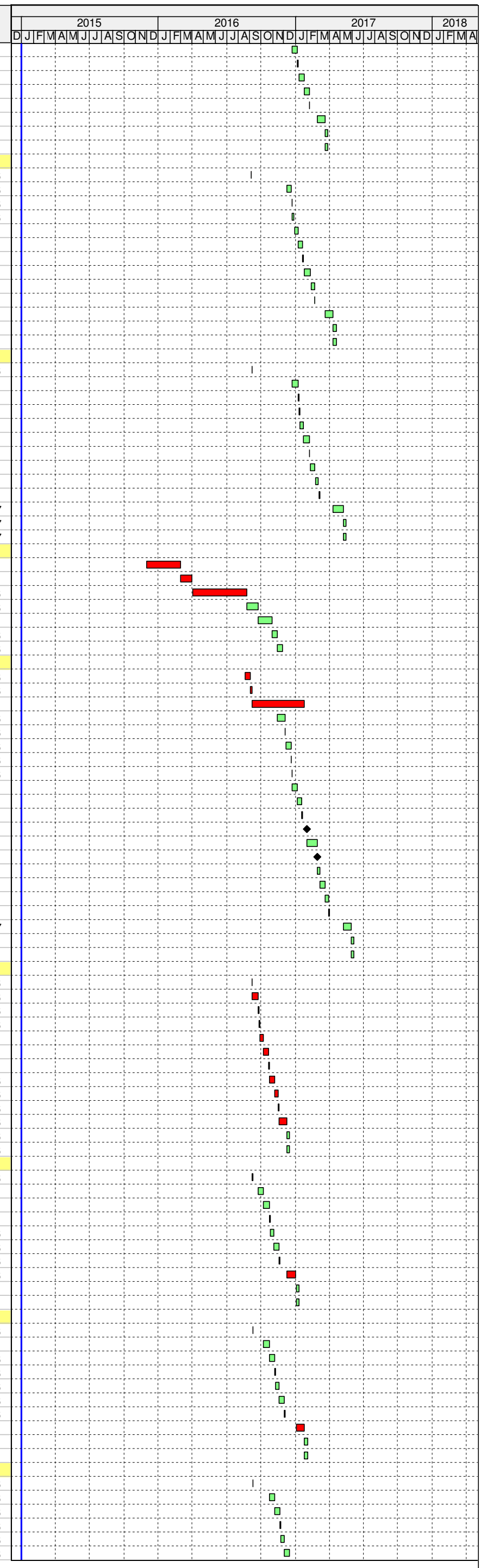

Gammon Kaden 基利

Gammon – Kaden SCL 1111 Joint Venture

NON-DEMOLITION MASTER PROGRAMME

REVISION B

NDMPB-35

Date	Revision	Checked	Approved
15-Jul-15	meeting comments incorporated		
16-Jul-15	meeting comments incorporated		
17-Sep-15	activity lagging time removed		

Activity ID	Activity Name	Dur	Start	Finish
N8B04-170	Remove S1	2d	17-Dec-16	19-Dec-16
N8B04-180	Construct NSL Roof/Strut Beam (Travelling Form)	18d	24-Jan-17	16-Feb-17
N8B04-190	Tunnel Walkway & Works for Degree 1 Completion	6d	17-Feb-17	23-Feb-17
N8B04-200	Backfilling	6d	17-Feb-17	23-Feb-17
Bay N8B-03 (Work Front 3)				
N8B03-110	Place Blinding Layer (at approx -3 mPD)	1d	12-Sep-16	12-Sep-16
N8B03-120	Construct Tunnel Base with Kicker	12d	07-Nov-16	19-Nov-16
N8B03-130	Place infill concrete/compacted fill up to S2	12d	21-Nov-16	03-Dec-16
N8B03-140	Remove S2	2d	05-Dec-16	06-Dec-16
N8B03-150	Construct NSL Wall up to S1	8d	07-Dec-16	15-Dec-16
N8B03-160	Place infill concrete /compacted fill up to S1	13d	16-Dec-16	03-Jan-17
N8B03-170	Remove S1	2d	04-Jan-17	05-Jan-17
N8B03-180	Construct NSL Roof/Strut Beam (Travelling Form)	18d	17-Feb-17	09-Mar-17
N8B03-190	Tunnel Walkway & Works for Degree 1 Completion	6d	10-Mar-17	16-Mar-17
N8B03-200	Backfilling	6d	10-Mar-17	16-Mar-17
Bay N8B-02 (Work Front 3)				
N8B02-110	Place Blinding Layer (at approx -4 mPD)	1d	13-Sep-16	13-Sep-16
N8B02-120	Construct Tunnel Base with Kicker	12d	21-Nov-16	03-Dec-16
N8B02-130	Place infill concrete/compacted fill up to S3	12d	05-Dec-16	17-Dec-16
N8B02-140	Remove S3	2d	19-Dec-16	20-Dec-16
N8B02-150	Construct NSL Wall up to S2	8d	21-Dec-16	31-Dec-16
N8B02-160	Place infill concrete /compacted fill up to S2	13d	03-Jan-17	17-Jan-17
N8B02-170	Remove S2	2d	18-Jan-17	19-Jan-17
N8B02-180	Construct NSL Roof up to S1	18d	20-Jan-17	13-Feb-17
N8B02-190	Tunnel Walkway & Works for Degree 1 Completion	6d	14-Feb-17	20-Feb-17
N8B02-200	Place infill concrete/compacted fill up to S1	7d	14-Feb-17	21-Feb-17
N8B02-210	Remove S1	2d	22-Feb-17	23-Feb-17
N8B02-220	Construct NSL Roof/Strut Beam (Travelling Form)	18d	10-Mar-17	30-Mar-17
N8B02-230	Backfilling	6d	31-Mar-17	07-Apr-17
Bay N8B-01 (Work Front 3)				
N8B01-110	Place Blinding Layer (at approx -4 mPD)	1d	14-Sep-16	14-Sep-16
N8B01-120	Construct Tunnel Base with Kicker	12d	05-Dec-16	17-Dec-16
N8B01-130	Place infill concrete/compacted fill up to S3	12d	19-Dec-16	04-Jan-17
N8B01-140	Remove S3	2d	05-Jan-17	06-Jan-17
N8B01-150	Construct NSL Wall up to S2	8d	07-Jan-17	16-Jan-17
N8B01-160	Place infill concrete /compacted fill up to S2	13d	17-Jan-17	03-Feb-17
N8B01-170	Remove S2	2d	04-Feb-17	06-Feb-17
N8B01-180	Construct NSL Roof up to S1	18d	14-Feb-17	06-Mar-17
N8B01-190	Tunnel Walkway & Works for Degree 1 Completion	6d	07-Mar-17	13-Mar-17
N8B01-200	Place infill concrete/compacted fill up to S1	7d	07-Mar-17	14-Mar-17
N8B01-210	Remove S1	2d	15-Mar-17	16-Mar-17
N8B01-220	Construct NSL Roof/Strut Beam (Travelling Form)	18d	31-Mar-17	25-Apr-17
N8B01-230	Backfilling	6d	26-Apr-17	04-May-17
Noise Enclosure at Oi Sen Path				
Section 1 CH 101+063 to CH 101+155 (9 Bays)				
Preparation Works & Base for Noise Enclosure				
NB-010	Slope Excavation	1d	18-Oct-14	23-Dec-14
NB-020	Plate load test	6d	24-Dec-14	31-Dec-14
NB-030	Plate Load Test Completed	0d		31-Dec-14
NB-040	Construct Base (6 bays), including S1112 Footing @Bay1	60d	31-Dec-14	14-Mar-15
NB-050	Place concrete blocks for platform (7 bays)	21d	31-Dec-14	24-Jan-15
NB-060	Completion of return wire diversion (by MTR)	0d		15-Feb-15*
NB-290	PEM Decommissioning (by MTR)	0d		15-Mar-15*
NB-300	Remove PEM Container	12d	16-Mar-15	28-Mar-15
NB-310	Site formation	18d	30-Mar-15	23-Apr-15
NB-320	Construct Base for Bay 7	12d	24-Apr-15	08-May-15
NB-330	Install bearings for NS3 & NS4	24d	01-Sep-15	29-Sep-15
Bay 1 (Precast Skin)				
NB01-010	Place precast wall skin (3m x 4 pieces) - NTH	5d	17-Mar-15	26-Mar-15
NB01-020	Erect working platform, protective measures, and fix rebar	8d	27-Mar-15	09-Apr-15
NB01-030	Place concrete (2 pours)	3d	10-Apr-15	13-Apr-15
NB01-040	Erect steework platform above Bay 1 - NTH	6d	14-Apr-15	25-Apr-15
NB01-050	Make good surfacing	1d	27-Apr-15	27-Apr-15
Bay 2 (Precast Skin)				
NB02-010	Place precast wall skin (3m x 4 pieces) - NTH	4d	28-Apr-15	05-May-15
NB02-020	Erect working platform, protective measures, and fix rebar	5d	06-May-15	11-May-15
NB02-030	Place concrete	1d	12-May-15	12-May-15
NB02-040	Erect steework platform above Bay 2 - NTH	4d	14-May-15	21-May-15
NB02-050	Make good surfacing	1d	22-May-15	22-May-15
Bay 3 (Precast Skin)				
NB03-010	Place precast wall skin (3m x 4 pieces) - NTH	4d	23-May-15	30-May-15
NB03-020	Erect working platform, protective measures, and fix rebar	5d	01-Jun-15	05-Jun-15
NB03-030	Place concrete	1d	06-Jun-15	06-Jun-15
NB03-040	Erect steework platform above Bay 3 - NTH	4d	09-Jun-15	16-Jun-15
NB03-050	Make good surfacing	1d	17-Jun-15	17-Jun-15
Bay 4 (Precast Skin)				
NB04-010	Place precast wall skin (3m x 4 pieces) - NTH	4d	18-Jun-15	25-Jun-15
NB04-020	Erect working platform, protective measures, and fix rebar	2d	26-Jun-15	27-Jun-15
NB04-030	Place concrete	1d	29-Jun-15	29-Jun-15
NB04-040	Erect steework platform above Bay 4 - NTH	4d	30-Jun-15	07-Jul-15
NB04-050	Make good surfacing	1d	08-Jul-15	08-Jul-15
Bay 5 (Precast Skin)				
NB05-010	Place precast wall skin (3m x 4 pieces) - NTH	4d	09-Jul-15	16-Jul-15
NB05-020	Erect working platform, protective measures, and fix rebar	2d	17-Jul-15	18-Jul-15
NB05-030	Place concrete	1d	20-Jul-15	20-Jul-15
NB05-040	Erect steework platform above Bay 5 - NTH	4d	21-Jul-15	28-Jul-15
NB05-050	Make good surfacing	1d	29-Jul-15	29-Jul-15
Bay 6 (Precast Skin)				
NB06-010	Place precast wall skin (3m x 4 pieces) - NTH	4d	30-Jul-15	06-Aug-15
NB06-020	Erect working platform, protective measures, and fix rebar	2d	07-Aug-15	08-Aug-15
NB06-030	Place concrete	1d	10-Aug-15	10-Aug-15
NB06-040	Erect steework platform above Bay 6 - NTH	4d	11-Aug-15	18-Aug-15
NB06-050	Make good surfacing	1d	19-Aug-15	19-Aug-15
Bay 7 (Precast Skin)				
NB07-010	Place precast wall skin (3m x 4 pieces) - NTH	4d	20-Aug-15	27-Aug-15
NB07-020	Erect working platform, protective measures, and fix rebar	2d	28-Aug-15	29-Aug-15
NB07-030	Place concrete	1d	31-Aug-15	31-Aug-15
NB07-040	Erect steework platform above Bay 7 - NTH	4d	01-Sep-15	08-Sep-15
NB07-050	Make good surfacing	1d	09-Sep-15	09-Sep-15
Piling for Steel Platform				
NB-070	Mobilize piling rig	3d	12-Aug-15	14-Aug-15
NB-080	273mm Minipiles for temporary platform (Stage 1)	4d	15-Aug-15	19-Aug-15
NB-085	Relocate piling rig	3d	20-Aug-15	22-Aug-15
NB-088	273mm Minipiles for temporary platform (Stage 2)	4d	24-Aug-15	27-Aug-15
NB-090	Demobilize piling rig	3d	28-Aug-15	31-Aug-15
Bay 8 (Conventional)				
NB08-010	Slope Excavation Completed	0d		11-Aug-15
NB08-020	Construct Base	7d	01-Sep-15	08-Sep-15
NB08-030	Construct Wall	10d	09-Sep-15	19-Sep-15

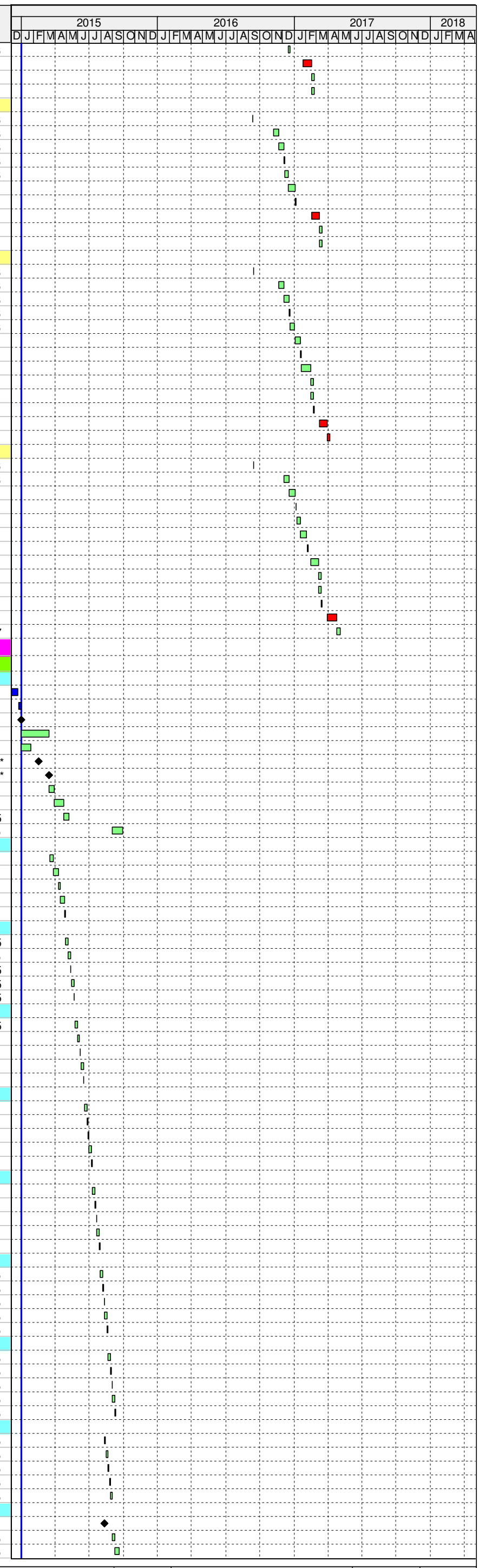

Date	Revision	Checked	Approved
15-Jul-15	meeting comments incorporated		
16-Jul-15	meeting comments incorporated		
17-Sep-15	activity lagging time removed		

Activity ID	Activity Name	Dur	Start	Finish
Bay 9 (Conventional)				
NB09-010	Construct Base	7d	09-Sep-15	16-Sep-15
NB09-020	Construct Wall	10d	21-Sep-15	03-Oct-15
Steel Platform at Bay 8 & Bay 9				
NB-100	Install posts on noise footing base (4 no.s)	4d	05-Oct-15	08-Oct-15
NB-110	Install deck with barrier	12d	09-Oct-15	23-Oct-15
Stage 1 Noise Enclosue Panel Erectiion				
NB-120	Erect Steelwork (Erect-NTH, Assemble-Day), Bay 1	22d	24-Oct-15	18-Nov-15
NB-130	OHL Diversion @ CH 101+145 by MTR (NTH)	4d	19-Nov-15	26-Nov-15
NB-140	Erect Steelwork (Erect-NTH, Assemble-Day), Bay 2-Bay 5	88d	27-Nov-15	15-Mar-16
NB-150	OHL Diversion @ CH 101+101 by MTR (NTH)	4d	17-Mar-16	24-Mar-16
NB-160	Erect Steelwork (Erect-NTH, Assemble-Day), Bay 6-Bay 9	74d	29-Mar-16	27-Jun-16
NB-170	Erect Bracing, Purlin, and Panel (NTH)	103d	28-Nov-15	23-Jul-16
Section 2 CH 101+022 to CH 101+063 (4 Bays)				
Bay 10 (Conventional)				
NB10-010	Construct Base	7d	17-Sep-15	24-Sep-15
NB10-020	Construct Wall	10d	06-Oct-15	16-Oct-15
Bay 11 (Conventional)				
NB11-010	Construct Base	7d	25-Sep-15	05-Oct-15
NB11-020	Construct Wall	10d	17-Oct-15	29-Oct-15
Bay 12 (Conventional)				
NB12-010	Construct Base	7d	06-Oct-15	13-Oct-15
NB12-020	Construct Wall	10d	30-Oct-15	10-Nov-15
Bay 13 (Conventional)				
NB13-010	Construct Base	7d	14-Oct-15	22-Oct-15
NB13-020	Construct Wall	10d	11-Nov-15	21-Nov-15
Stage 2 Noise Enclosue Panel Erectiion				
NB-180	OHL Diversion @ CH 101+055 by MTR (NTH)	4d	24-Nov-15	01-Dec-15
NB-190	Site clearance & preparation	12d	02-Dec-15	15-Dec-15
NB-200	Erect Steelwork (Erect & Assemble-NTH), Bay 10-Bay 13	8d	17-Dec-15	02-Jan-16
NB-210	Erect Bracing, Purlin, and Panel (NTH)	40d	05-Jan-16	05-Apr-16
NB-220	Install downpipes and gutter (NTH)	12d	07-Apr-16	03-May-16
Noise Enclosure Underslung, Accessories, and Inspection				
NB-225	Temporary support for underslung structure (NTH)	6d	26-Jul-16	06-Aug-16
NB-230	Erect underslung structure (Drop Panel) (NTH)	39d	09-Aug-16	05-Nov-16
NB-240	Additional subframe at Grid 18-21 (NTH)	2d	09-Aug-16	11-Aug-16
NB-250	Aerofoil lourver (NTH)	10d	13-Aug-16	03-Sep-16
NB-260	Access opening for bearing (NTH)	13d	06-Sep-16	04-Oct-16
NB-270	Touchup, make good, and inspection (NTH)	8d	06-Oct-16	22-Oct-16
NB-280	Remove temporary working platform (NTH)	10d	25-Oct-16	15-Nov-16
East West Line (EWL)				
(7) EWL Area 7 (50m)				
Control Room				
E07-1040	Liaise with CLP for power supply - Phase 1	72d	17-Dec-12	16-Mar-13
E07-1050	Liaise with CLP for power supply - Phase 2	72d	18-Mar-13	17-Jun-13
E07-1060	BS submission and approval for control room - Phase 1	72d	17-Dec-12	16-Mar-13
E07-1070	BS submission and approval for control room - Phase 2	72d	18-Mar-13	17-Jun-13
E07-1080	ELS Design for Control Room	60d	18-Jun-13	27-Aug-13
E07-1090	Method statement and procurement	24d	28-Aug-13	25-Sep-13
E07-1100	194mm Pipe Piles (92 no.s)	40d	26-Sep-13	13-Nov-13
E07-1110	Construct retaining wall (including ELS)	55d	14-Nov-13	20-Jan-14
E07-1120	BS Works	45d	21-Jan-14	17-Mar-14
E07-1130	Draw pits and cable duct	60d	11-Mar-14	26-May-14
E07-1140	Change over (diversion by LCSD and EMSD)	14d	27-May-14	12-Jun-14
E07-1180	Demolish existing control room	12d	01-Aug-14	14-Aug-14
Stage 1 Cofferdam Piling (Winslow Street area)				
E07-1290	Demolish existing planter & roadwork for TTA implementation	33d	18-Feb-14	27-Mar-14
E07-1300	Implement no-right-turn TTA	1d	28-Mar-14	28-Mar-14
E07-1310	Trial pits for utilities	60d	29-Mar-14	14-Jun-14
E07-1320	Pre-grouting at Wing Fung Mansion	24d	16-Jun-14	14-Jul-14 A
E07-1330	Construct retaining wall for underpass TTA	18d	24-May-14	14-Jun-14
E07-1340	ELS and demolition of existing wingwall	24d	16-Jun-14	14-Jul-14 A
E07-1350	Erect road deck with utilities support	24d	23-Jun-14	21-Jul-14 A
E07-1360	Construct road connection for TTA	24d	03-Jul-14 A	30-Jul-14 A
E07-1370	Implement underpass TTA	1d	31-Jul-14 A	31-Jul-14 A
E07-1380	Trial pits for utilities & pregrouting	48d	01-Aug-14	09-Sep-14
Stage 2 Cofferdam Piling (After Chatham Rd W/B Diversion)				
E07-1010	Implement TTM Stage 5A	1d	22-Nov-14	22-Nov-14
E07-1020	Trial Pits	24d	24-Nov-14	20-Dec-14
E07-1030	Pipe Piles (61 no.s), - Swing Leaders	109d	01-Dec-14	29-Apr-15
E07-1035	Pipe piles at Chatham Rd (43 no.s)	32d	22-Jan-15	03-Mar-15
E07-1045	Site formation at exitsing Chatham Rd	12d	30-Apr-15	14-May-15
E07-1150	Remaining Grout Curtain & utilities windows grouting	12d	15-May-15	29-May-15
E07-1160	Dewatering System	12d	30-May-15	12-Jun-15
E07-1170	Pumping Test	6d	13-Jun-15	19-Jun-15
E07-1175	600mm Watermain Diversion	48d	30-May-15	27-Jul-15
E07-1185	Sewerage Diversion	30d	30-Apr-15	05-Jun-15
Excavation and Lateral Support				
E07-1190	Excavation to Below 1st Level Strut	7d	22-Jun-15	29-Jun-15
E07-1200	Install S1 & Decking	24d	30-Jun-15	28-Jul-15
E07-1220	ELS to S2	14d	29-Jul-15	13-Aug-15
E07-1240	ELS to S3 (incl CLP Support)	21d	14-Aug-15	07-Sep-15
E07-1260	ELS to S4	21d	08-Sep-15	03-Oct-15
E07-1280	Excavation to Formation Level	11d	05-Oct-15	16-Oct-15
Tunnel Structure (5 Bays)				
Bay E07-05				
E0701-110	Place Blinding Layer (at approx -6mPD)	1d	17-Oct-15	17-Oct-15
E0701-120	Construct Tunnel Base with Kicker	12d	19-Oct-15	02-Nov-15
E0701-130	Place infill concrete/compacted fill up to S3 (2.5m)	8d	03-Nov-15	11-Nov-15
E0701-140	Remove S3	2d	12-Nov-15	13-Nov-15
E0701-150	Construct EWL Wall up to S2	10d	14-Nov-15	25-Nov-15
E0701-160	Place infill concrete/compacted fill up to S2 (4m)	13d	26-Nov-15	10-Dec-15
E0701-170	Remove S2	2d	11-Dec-15	12-Dec-15
E0701-180	Construct EWL Roof (Travelling Form)	15d	14-Dec-15	02-Jan-16
E0701-190	Tunnel Walkway & Works for Degree 1 Completion	6d	04-Jan-16	09-Jan-16
E0701-200	Place compacted fill up to S1 (1.5m)	5d	04-Jan-16	08-Jan-16
E0701-210	Remove S1	2d	09-Jan-16	11-Jan-16
E0701-220	Place compacted fill to final formation level (0.5m)	2d	12-Jan-16	13-Jan-16
Bay E07-04				
E0702-110	Place Blinding Layer (at approx -6mPD)	1d	19-Oct-15	19-Oct-15
E0702-120	Construct Tunnel Base with Kicker	12d	03-Nov-15	16-Nov-15
E0702-130	Place infill concrete/compacted fill up to S3 (2.5m)	8d	17-Nov-15	25-Nov-15
E0702-140	Remove S3	2d	26-Nov-15	27-Nov-15
E0702-150	Construct EWL Wall up to S2	10d	28-Nov-15	09-Dec-15
E0702-160	Place infill concrete/compacted fill up to S2 (4m)	13d	10-Dec-15	24-Dec-15
E0702-170	Remove S2	2d	28-Dec-15	29-Dec-15
E0702-180	Construct EWL Roof (Travelling Form)	15d	04-Jan-16	20-Jan-16
E0702-190	Tunnel Walkway & Works for Degree 1 Completion	6d	21-Jan-16	27-Jan-16
E0702-200	Place compacted fill up to S1 (1.5m)	5d	21-Jan-16	26-Jan-16

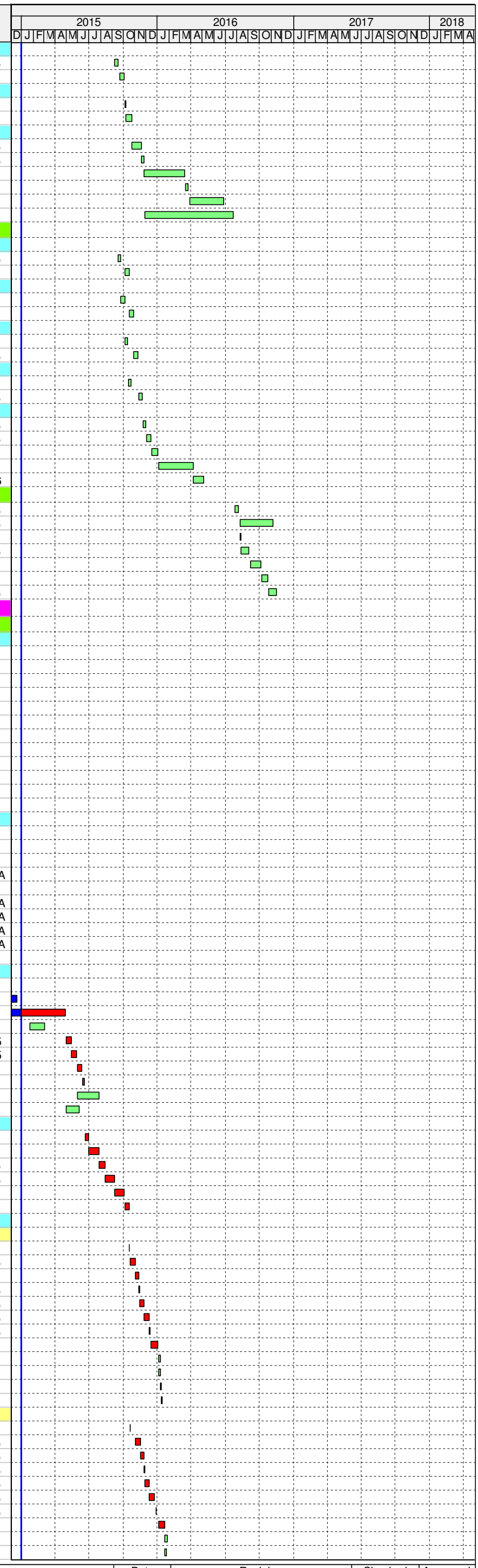

Gammon Kaden 基利
Gammon – Kaden SCL 1111 Joint Venture

NON-DEMOLITION MASTER PROGRAMME

REVISION B

NDMPB-35

Date	Revision	Checked	Approved
15-Jul-15	meeting comments incorporated		
16-Jul-15	meeting comments incorporated		
17-Sep-15	activity lagging time removed		

Activity ID	Activity Name	Dur	Start	Finish
E0702-210	Remove S1	2d	27-Jan-16	28-Jan-16
E0702-220	Place compacted fill to final formation level (0.5m)	2d	29-Jan-16	30-Jan-16
Bay E07-03				
E0703-110	Place Blinding Layer (at approx -6mPD)	1d	20-Oct-15	20-Oct-15
E0703-120	Construct Tunnel Base with Kicker	12d	17-Nov-15	30-Nov-15
E0703-130	Place infill concrete/compacted fill up to S3 (2.5m)	8d	01-Dec-15	09-Dec-15
E0703-140	Remove S3	2d	10-Dec-15	11-Dec-15
E0703-150	Construct EWL Wall up to S2	10d	12-Dec-15	23-Dec-15
E0703-160	Place infill concrete/compacted fill up to S2 (4m)	13d	24-Dec-15	11-Jan-16
E0703-170	Remove S2	2d	12-Jan-16	13-Jan-16
E0703-180	Construct EWL Roof (Travelling Form)	15d	21-Jan-16	06-Feb-16
E0703-190	Tunnel Walkway & Works for Degree 1 Completion	6d	11-Feb-16	17-Feb-16
E0703-200	Place compacted fill up to S1 (1.5m)	5d	11-Feb-16	16-Feb-16
E0703-210	Remove S1	2d	17-Feb-16	18-Feb-16
E0703-220	Place compacted fill to final formation level (0.5m)	2d	19-Feb-16	20-Feb-16
Bay E07-02				
E0704-110	Place Blinding Layer (at approx -6mPD)	1d	22-Oct-15	22-Oct-15
E0704-120	Construct Tunnel Base with Kicker	12d	01-Dec-15	14-Dec-15
E0704-130	Place infill concrete/compacted fill up to S3 (2.5m)	8d	15-Dec-15	23-Dec-15
E0704-140	Remove S3	2d	24-Dec-15	28-Dec-15
E0704-150	Construct EWL Wall up to S2	10d	29-Dec-15	09-Jan-16
E0704-160	Place infill concrete/compacted fill up to S2 (4m)	13d	11-Jan-16	25-Jan-16
E0704-170	Remove S2	2d	26-Jan-16	27-Jan-16
E0704-180	Construct EWL Roof (Travelling Form)	15d	11-Feb-16	27-Feb-16
E0704-190	Tunnel Walkway & Works for Degree 1 Completion	6d	29-Feb-16	05-Mar-16
E0704-200	Place compacted fill up to S1 (1.5m)	5d	29-Feb-16	04-Mar-16
E0704-210	Remove S1	2d	05-Mar-16	07-Mar-16
E0704-220	Place compacted fill to final formation level (0.5m)	2d	08-Mar-16	09-Mar-16
Bay E07-01				
E0705-110	Place Blinding Layer (at approx -6mPD)	1d	23-Oct-15	23-Oct-15
E0705-120	Construct Tunnel Base with Kicker	12d	15-Dec-15	30-Dec-15
E0705-130	Place infill concrete/compacted fill up to S3 (2.5m)	8d	31-Dec-15	09-Jan-16
E0705-140	Remove S3	2d	11-Jan-16	12-Jan-16
E0705-150	Construct EWL Wall up to S2	10d	13-Jan-16	23-Jan-16
E0705-160	Place infill concrete/compacted fill up to S2 (4m)	13d	25-Jan-16	11-Feb-16
E0705-170	Remove S2	2d	12-Feb-16	13-Feb-16
E0705-180	Construct EWL Roof (Travelling Form)	15d	29-Feb-16	16-Mar-16
E0705-190	Tunnel Walkway & Works for Degree 1 Completion	6d	17-Mar-16	23-Mar-16
E0705-200	Place compacted fill up to S1 (1.5m)	5d	17-Mar-16	22-Mar-16
E0705-210	Remove S1	2d	23-Mar-16	24-Mar-16
E0705-220	Place compacted fill to final formation level (0.5m)	2d	29-Mar-16	30-Mar-16
(8) EWL Area 8 (62m)				
Cofferdam				
E08-1180	Implement TTA	60d	08-Jan-13	21-Mar-13
E08-1190	Site clearance	30d	22-Mar-13	30-Apr-13
E08-1200	Expose & Protect Utilities - Stage 1	36d	02-May-13	14-Jun-13
E08-1210	Stage 1 Pipe Piles (50 no.s), 2 Rigs	75d	15-Jun-13	24-Aug-13
E08-1220	Stage 1 Grout Curtain	24d	26-Aug-13	23-Sep-13
E08-1230	Expose & Protect Utilities - Stage 2	32d	26-Aug-13	03-Oct-13
E08-1240	Predrilling	6d	04-Oct-13	10-Oct-13
E08-1250	Stage 2 Pipe Piles (15 no.s) & EWL8/9 Cross Wall (30 no.s), 2 Rigs	34d	04-Oct-13	13-Nov-13
E08-1260	Kingposts (4 no.s)	4d	14-Nov-13	18-Nov-13
Traffic Decking for Hong Chong Rd Diversion				
E08-1010	Excavation for Traffic Decking	12d	19-Nov-13	02-Dec-13
E08-1020	Install Steel Memebrs for Traffic Decking (with utilities support)	24d	03-Dec-13	02-Jan-14
E08-1030	Deck and Concrete for Traffic Decking	20d	03-Jan-14	25-Jan-14
E08-1040	Asphalt Surface for Traffic Decking	6d	27-Jan-14	05-Feb-14
E08-1050	Construct Road Connections to existing road	50d	03-Dec-13	05-Feb-14
E08-1060	Divert Chatham Rd North Slip Rd (TTA Stage 3c)	6d	06-Feb-14	12-Feb-14
Traffic Decking for Chatham Rd Partial E/B Diversion				
E08-1170	Expose cables and watermain	24d	13-Feb-14	12-Mar-14
E08-1270	Protection works to cables and watermain	6d	13-Mar-14	19-Mar-14
E08-1280	Pipe piles (30 no.s) and kingposts	45d	20-Mar-14	09-May-14
E08-1290	Curtain grout	24d	24-Apr-14	23-May-14
E08-1300	Install Steel Memebrs for Traffic Decking	12d	24-May-14	07-Jun-14
E08-1310	Deck and Concrete for Traffic Decking	12d	09-Jun-14	21-Jun-14
E08-1320	Construct Road Connections to existing road	38d	10-May-14	24-Jun-14
E08-1330	Asphalt pavement & roadwork for traffic diversion	7d	25-Jun-14	03-Jul-14 A
E08-1360	Implement TTA for partial diversion (Stage 4B)	1d	13-Jul-14 A	13-Jul-14 A
Traffic Decking for TB1 W/B Diversion				
E08-1340	Traffic partially diverted (Stage 4B)	0d		13-Jul-14 A
E08-1350	Demolish existing pavement and expose/protect utilities	28d	14-Jul-14 A	06-Aug-14
E08-1370	Pipe piles (20 no.s)	40d	07-Aug-14	01-Nov-14
E08-1380	Curtain grout	24d	08-Oct-14	10-Nov-14
E08-1390	Excavation & Install Steel Memebrs for Traffic Decking	26d	02-Nov-14	14-Nov-14
E08-1400	Deck and Concrete for Traffic Decking	12d	07-Nov-14	19-Nov-14
E08-1410	Construct Road Connections to existing road	32d	07-Nov-14	21-Nov-14
E08-1420	Asphalt pavement & roadwork for traffic diversion	5d	18-Nov-14	22-Nov-14
E08-1430	Expose utilities	18d	24-Nov-14	13-Dec-14
E08-1440	Remaining PP at Chatham Rd+cut off wall (39 no.s)-2 Rigs	36d	08-Dec-14	21-Jan-15
E08-1450	Remaining Curtain grout	12d	22-Jan-15	04-Feb-15
E08-1460	Remaining Dewatering System	8d	05-Feb-15	13-Feb-15
E08-1470	Pumping Test	7d	14-Feb-15	20-Feb-15
Excavation and Lateral Support				
E08-1070	Pre-Pumping test excavation for traffic deck (3000m3 soft)	6d	04-Feb-14	05-Nov-14
E08-1080	Remaining Excavation to Below S1	2d	23-Feb-15	24-Feb-15
E08-1090	Install remaining S1 & decking @ +4.1 mPD	6d	25-Feb-15	03-Mar-15
E08-1100	ELS to S2	11d	04-Mar-15	16-Mar-15
E08-1120	ELS to S3	28d	17-Mar-15	22-Apr-15
E08-1140	ELS to S4	27d	23-Apr-15	26-May-15
E08-1165	ELS to Formation (2760m3 soft), 250m3/Day	11d	27-May-15	08-Jun-15
E08-1166	Plate Load Test	28d	09-Jun-15	06-Jul-15
E08-1175	Excavation to Formation @-9.2 mPD (3500m3 rock), 32m3/Day	109d	09-Jun-15	17-Oct-15
Tunnel Structure (6 Bays)				
Bay E08-06				
E0801-110	Place Blinding Layer	1d	19-Oct-15	19-Oct-15
E0801-120	Construct Tunnel Base with Kicker	6d	20-Oct-15	27-Oct-15
E0801-130	Place Infill Concrete	1d	28-Oct-15	28-Oct-15
E0801-140	Remove 4th Level Strut	3d	29-Oct-15	31-Oct-15
E0801-150	Construct Tunnel Wall	6d	02-Nov-15	07-Nov-15
E0801-160	Construct Tunnel Roof (Travelling Form)	12d	09-Nov-15	21-Nov-15
E0801-170	Miscellaneous Works Required for Degree 1 Completion	6d	23-Nov-15	28-Nov-15
E0801-180	Place General Fill / Infill Concrete up to 3rd Level Strut	7d	23-Nov-15	30-Nov-15
E0801-190	Remove 3rd Level Strut	3d	01-Dec-15	03-Dec-15
E0801-200	Place General Fill to 2nd Level Strut	8d	04-Dec-15	12-Dec-15
E0801-210	Remove 2nd Level Strut	3d	14-Dec-15	16-Dec-15
E0801-220	Place General Fill to 1st Level Strut	7d	17-Dec-15	24-Dec-15
Bay E08-05				
E0802-110	Place Blinding Layer	1d	20-Oct-15	20-Oct-15

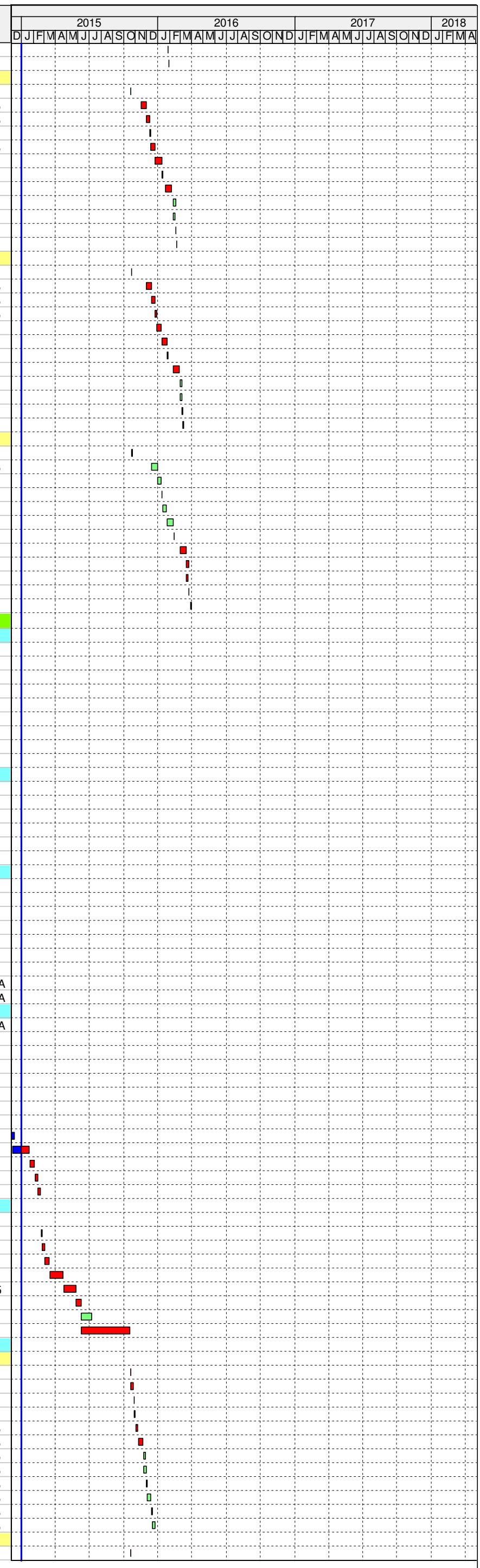

Gammon Kaden 基利
Gammon – Kaden SCL 1111 Joint Venture

NON-DEMOLITION MASTER PROGRAMME

REVISION B

Date	Revision	Checked	Approved
15-Jul-15	meeting comments incorporated		
16-Jul-15	meeting comments incorporated		
17-Sep-15	activity lagging time removed		

Activity ID	Activity Name	Dur	Start	Finish
E0802-120	Construct Tunnel Base with Kicker	6d	28-Oct-15	03-Nov-15
E0802-130	Place Infill Concrete	1d	04-Nov-15	04-Nov-15
E0802-140	Remove 4th Level Strut	3d	05-Nov-15	07-Nov-15
E0802-150	Construct Tunnel Wall	6d	09-Nov-15	14-Nov-15
E0802-160	Construct Tunnel Roof (Travelling Form)	12d	23-Nov-15	05-Dec-15
E0802-170	Miscellaneous Works Required for Degree 1 Completion	6d	07-Dec-15	12-Dec-15
E0802-180	Place General Fill / Infill Concrete up to 3rd Level Strut	7d	07-Dec-15	14-Dec-15
E0802-190	Remove 3rd Level Strut	3d	15-Dec-15	17-Dec-15
E0802-200	Place General Fill to 2nd Level Strut	8d	18-Dec-15	29-Dec-15
E0802-210	Remove 2nd Level Strut	3d	30-Dec-15	02-Jan-16
E0802-220	Place General Fill to 1st Level Strut	7d	04-Jan-16	11-Jan-16
Bay E08-04				
E0803-110	Place Blinding Layer	1d	22-Oct-15	22-Oct-15
E0803-120	Construct Tunnel Base with Kicker	6d	04-Nov-15	10-Nov-15
E0803-130	Place Infill Concrete	1d	11-Nov-15	11-Nov-15
E0803-140	Remove 4th Level Strut	3d	12-Nov-15	14-Nov-15
E0803-150	Construct Tunnel Wall	6d	16-Nov-15	21-Nov-15
E0803-160	Construct Tunnel Roof (Travelling Form)	12d	07-Dec-15	19-Dec-15
E0803-170	Miscellaneous Works Required for Degree 1 Completion	6d	21-Dec-15	29-Dec-15
E0803-180	Place General Fill / Infill Concrete up to 3rd Level Strut	7d	21-Dec-15	30-Dec-15
E0803-190	Remove 3rd Level Strut	3d	31-Dec-15	04-Jan-16
E0803-200	Place General Fill to 2nd Level Strut	8d	05-Jan-16	13-Jan-16
E0803-210	Remove 2nd Level Strut	3d	14-Jan-16	16-Jan-16
E0803-220	Place General Fill to 1st Level Strut	7d	18-Jan-16	25-Jan-16
Bay E08-03				
E0804-110	Place Blinding Layer	1d	23-Oct-15	23-Oct-15
E0804-120	Construct Tunnel Base with Kicker	6d	11-Nov-15	17-Nov-15
E0804-130	Place Infill Concrete	1d	18-Nov-15	18-Nov-15
E0804-140	Remove 4th Level Strut	3d	19-Nov-15	21-Nov-15
E0804-150	Construct Tunnel Wall	6d	23-Nov-15	28-Nov-15
E0804-160	Construct Tunnel Roof (Travelling Form)	12d	21-Dec-15	06-Jan-16
E0804-170	Miscellaneous Works Required for Degree 1 Completion	6d	07-Jan-16	13-Jan-16
E0804-180	Place General Fill / Infill Concrete up to 3rd Level Strut	7d	07-Jan-16	14-Jan-16
E0804-190	Remove 3rd Level Strut	3d	15-Jan-16	18-Jan-16
E0804-200	Place General Fill to 2nd Level Strut	8d	19-Jan-16	27-Jan-16
E0804-210	Remove 2nd Level Strut	3d	28-Jan-16	30-Jan-16
E0804-220	Place General Fill to 1st Level Strut	7d	01-Feb-16	11-Feb-16
Bay E08-02				
E0805-110	Place Blinding Layer	1d	24-Oct-15	24-Oct-15
E0805-120	Construct Tunnel Base with Kicker	6d	18-Nov-15	24-Nov-15
E0805-130	Place Infill Concrete	1d	25-Nov-15	25-Nov-15
E0805-140	Remove 4th Level Strut	3d	26-Nov-15	28-Nov-15
E0805-150	Construct Tunnel Wall	6d	30-Nov-15	05-Dec-15
E0805-160	Construct Tunnel Roof (Travelling Form)	12d	07-Jan-16	20-Jan-16
E0805-170	Miscellaneous Works Required for Degree 1 Completion	6d	21-Jan-16	27-Jan-16
E0805-180	Place General Fill / Infill Concrete up to 3rd Level Strut	7d	21-Jan-16	28-Jan-16
E0805-190	Remove 3rd Level Strut	3d	29-Jan-16	01-Feb-16
E0805-200	Place General Fill to 2nd Level Strut	8d	02-Feb-16	13-Feb-16
E0805-210	Remove 2nd Level Strut	3d	15-Feb-16	17-Feb-16
E0805-220	Place General Fill to 1st Level Strut	7d	18-Feb-16	25-Feb-16
Bay E08-01				
E0806-110	Place Blinding Layer	1d	26-Oct-15	26-Oct-15
E0806-120	Construct Tunnel Base with Kicker	6d	25-Nov-15	01-Dec-15
E0806-130	Place Infill Concrete	1d	02-Dec-15	02-Dec-15
E0806-140	Remove 4th Level Strut	3d	03-Dec-15	05-Dec-15
E0806-150	Construct Tunnel Wall	6d	07-Dec-15	12-Dec-15
E0806-160	Construct Tunnel Roof (Travelling Form)	12d	21-Jan-16	03-Feb-16
E0806-170	Miscellaneous Works Required for Degree 1 Completion	6d	04-Feb-16	13-Feb-16
E0806-180	Place General Fill / Infill Concrete up to 3rd Level Strut	7d	04-Feb-16	15-Feb-16
E0806-190	Remove 3rd Level Strut	3d	16-Feb-16	18-Feb-16
E0806-200	Place General Fill to 2nd Level Strut	8d	19-Feb-16	27-Feb-16
E0806-210	Remove 2nd Level Strut	3d	29-Feb-16	02-Mar-16
E0806-220	Place General Fill to 1st Level Strut	7d	03-Mar-16	10-Mar-16
Deck Removal and Filling to Formation				
E08-1480	Remove S1 & Traffic Decking	11d	11-Mar-16	23-Mar-16
E08-1490	Place General Fill to Final Formation Level	2d	24-Mar-16	29-Mar-16
E08-1500	Ket Date 4G achieved	0d		29-Mar-16
(9) EWL Area 9 (31m)				
Remaining Piling & Traffic Decking				
E09-1010	Possess Area W4	0d	18-Jun-15	
E09-1020	Site Clearance and expose Utilities	6d	18-Jun-15	25-Jun-15
E09-1030	Implement TTA Stage 6	1d	26-Jun-15	26-Jun-15
E09-1070	Install edge beam and remaining traffic decking	12d	27-Jun-15	11-Jul-15
Curtain Grout for Temporary Cut Slope				
E09-1080	Curtain grout for temporary cut slope	15d	27-Jun-15	15-Jul-15
E09-1090	Instrumentation & dewatering system	6d	16-Jul-15	22-Jul-15
E09-1110	Pumping Test	6d	23-Jul-15	29-Jul-15
Temporary Cut Slope at East Side				
E09-1120	Excavation to below +6.00 mPD	5d	30-Jul-15	04-Aug-15
E09-1130	Tie back soil nails (32 no.s) at +6.00 mPD, 2 rigs	6d	05-Aug-15	11-Aug-15
E09-1140	Shotcrete to excavated surface	1d	12-Aug-15	12-Aug-15
E09-1150	Excavation to below +4.00 mPD	5d	13-Aug-15	18-Aug-15
E09-1160	Tie back soil nails (32 no.s) at +4.00 mPD, 2 rigs	6d	19-Aug-15	25-Aug-15
E09-1170	Shotcrete to excavated surface	1d	26-Aug-15	26-Aug-15
E09-1180	Install support for 900 dia watermain	12d	27-Aug-15	09-Sep-15
E09-1190	Excavation to below +2.00 mPD	5d	10-Sep-15	15-Sep-15
E09-1200	Tie back soil nails (35 no.s) at +2.00 mPD, 2 rigs	7d	16-Sep-15	23-Sep-15
E09-1210	Shotcrete to excavated surface	1d	24-Sep-15	24-Sep-15
E09-1220	Excavation to below +0.00 mPD	5d	25-Sep-15	02-Oct-15
E09-1230	Tie back soil nails (35 no.s) at +0.00 mPD, 2 rigs	7d	03-Oct-15	10-Oct-15
E09-1240	Shotcrete to excavated surface	1d	12-Oct-15	12-Oct-15
E09-1250	Excavation to below -2.00 mPD	5d	13-Oct-15	17-Oct-15
E09-1260	Tie back soil nails (35 no.s) at -2.00 mPD, 2 rigs	7d	19-Oct-15	27-Oct-15
E09-1280	Shotcrete to excavated surface	1d	28-Oct-15	28-Oct-15
E09-1290	Excavation to below -4.00 mPD	5d	29-Oct-15	03-Nov-15
E09-1300	Tie back soil nails (35 no.s) at -4.00 mPD, 2 rigs	7d	04-Nov-15	11-Nov-15
E09-1310	Shotcrete to excavated surface	1d	12-Nov-15	12-Nov-15
E09-1320	Excavation to below -6.00 mPD	5d	13-Nov-15	18-Nov-15
E09-1330	Tie back soil nails (35 no.s) at -6.00 mPD, 2 rigs	7d	19-Nov-15	26-Nov-15
E09-1340	Shotcrete to excavated surface	1d	27-Nov-15	27-Nov-15
E09-1350	Excavation to below -8.00 mPD	5d	28-Nov-15	03-Dec-15
E09-1360	Tie back soil nails (35 no.s) at -8.00 mPD, 2 rigs	7d	04-Dec-15	11-Dec-15
E09-1370	Shotcrete to excavated surface	1d	12-Dec-15	12-Dec-15
E09-1380	Excavation to tunnel formation	5d	14-Dec-15	18-Dec-15
E09-1390	Shotcrete to excavated surface	1d	19-Dec-15	19-Dec-15
Temporary Cut Slope at West Side				
E09-1400	Excavation to below +15.40 mPD	5d	30-Jul-15	04-Aug-15
E09-1410	Tie back soil nails (6 no.s) at +15.40 mPD, 1 rig	4d	05-Aug-15	08-Aug-15
E09-1420	Shotcrete to excavated surface	1d	10-Aug-15	10-Aug-15

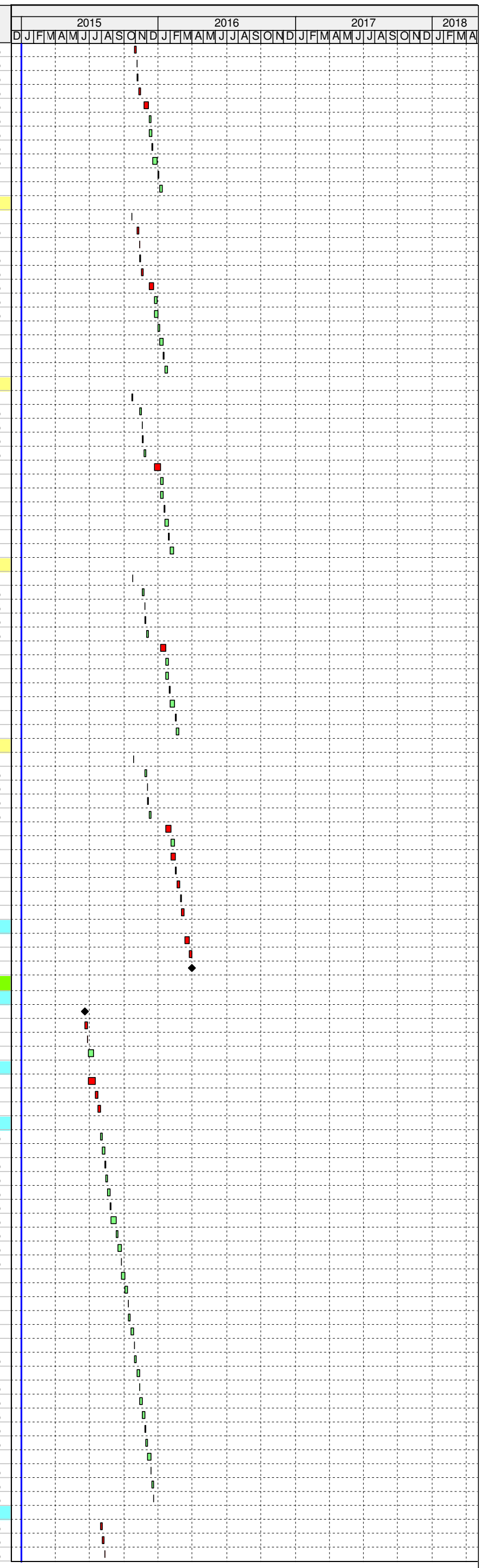

Date	Revision	Checked	Approved
15-Jul-15	meeting comments incorporated		
16-Jul-15	meeting comments incorporated		
17-Sep-15	activity lagging time removed		

Activity ID	Activity Name	Dur	Start	Finish
E09-1430	Excavation to below +11.50 mPD	5d	11-Aug-15	15-Aug-15
E09-1440	Tie back soil nails (5 no.s) at +11.50 mPD, 1 rig	3d	17-Aug-15	19-Aug-15
E09-1450	Shotcrete to excavated surface	1d	20-Aug-15	20-Aug-15
E09-1460	Excavation to below +8.00 mPD	5d	21-Aug-15	26-Aug-15
E09-1470	Tie back soil nails (10 no.s) at +8.00 mPD, 1 rig	4d	27-Aug-15	31-Aug-15
E09-1480	Shotcrete to excavated surface	1d	01-Sep-15	01-Sep-15
E09-1490	Excavation to below +6.00 mPD	5d	02-Sep-15	07-Sep-15
E09-1500	Tie back soil nails (17 no.s) at +6.00 mPD, 2 rigs	4d	08-Sep-15	11-Sep-15
E09-1510	Shotcrete to excavated surface	1d	12-Sep-15	12-Sep-15
E09-1520	Excavation to below +4.00 mPD	5d	14-Sep-15	18-Sep-15
E09-1530	Tie back soil nails (30 no.s) at +4.00 mPD, 2 rigs	6d	19-Sep-15	25-Sep-15
E09-1540	Shotcrete to excavated surface	1d	26-Sep-15	26-Sep-15
E09-1550	Excavation to below +2.00 mPD	5d	29-Sep-15	05-Oct-15
E09-1560	Tie back soil nails (34 no.s) at +2.00 mPD, 2 rigs	6d	06-Oct-15	12-Oct-15
E09-1570	Shotcrete to excavated surface	1d	13-Oct-15	13-Oct-15
E09-1580	Excavation to below +0.00 mPD	5d	14-Oct-15	19-Oct-15
E09-1590	Tie back soil nails (35 no.s) at +0.00 mPD, 2 rigs	6d	20-Oct-15	27-Oct-15
E09-1600	Shotcrete to excavated surface	1d	28-Oct-15	28-Oct-15
E09-1610	Excavation to below -2.00 mPD	5d	29-Oct-15	03-Nov-15
E09-1620	Tie back soil nails (33 no.s) at -2.00 mPD, 2 rigs	6d	04-Nov-15	10-Nov-15
E09-1630	Shotcrete to excavated surface	1d	11-Nov-15	11-Nov-15
E09-1640	Excavation to below -4.00 mPD (rock expected)	10d	12-Nov-15	23-Nov-15
E09-1650	Tie back soil nails (18 no.s) at -4.00 mPD, 2 rigs	4d	24-Nov-15	27-Nov-15
E09-1660	Shotcrete to excavated surface	1d	28-Nov-15	28-Nov-15
E09-1670	Excavation to below -6.00 mPD (rock expected)	10d	30-Nov-15	10-Dec-15
E09-1680	Tie back soil nails (14 no.s) at -6.00 mPD, 2 rigs	4d	11-Dec-15	15-Dec-15
E09-1690	Excavation to below -8.00 mPD (rock expected)	10d	16-Dec-15	29-Dec-15
E09-1700	Shotcrete to excavated surface	1d	30-Dec-15	30-Dec-15
E09-1710	Tie back soil nails (10 no.s) at -8.00 mPD, 1 rig	4d	31-Dec-15	05-Jan-16
E09-1720	Excavation to tunnel formation (rock expected)	10d	06-Jan-16	16-Jan-16
E09-1730	Shotcrete to excavated surface	1d	18-Jan-16	18-Jan-16
Tunnel Structure (3 Bays)				
Bay E09-01				
E0901-110	Place blinding layer	1d	19-Jan-16	19-Jan-16
E0901-120	Tunnel base	6d	20-Jan-16	26-Jan-16
E0901-130	Lower Wall	6d	27-Jan-16	02-Feb-16
E0901-140	Upper wall & roof	10d	04-Feb-16	18-Feb-16
Bay E09-02				
E0902-110	Place blinding layer	1d	20-Jan-16	20-Jan-16
E0902-120	Tunnel base	6d	27-Jan-16	02-Feb-16
E0902-130	Lower Wall	6d	03-Feb-16	12-Feb-16
E0902-140	Upper wall & roof	10d	19-Feb-16	01-Mar-16
Bay E09-03				
E0903-110	Place blinding layer	1d	21-Jan-16	21-Jan-16
E0903-120	Tunnel base	6d	03-Feb-16	12-Feb-16
E0903-130	Lower Wall	6d	13-Feb-16	19-Feb-16
E0903-140	Upper wall & roof	10d	02-Mar-16	12-Mar-16
Backfill & Remove 900mm Watermain Support				
E09-1740	Backfilling to bottom of 900 dia watermain	24d	19-Feb-16	17-Mar-16
E09-1750	Remove support to 900 dia watermain	5d	18-Mar-16	23-Mar-16
E09-1760	Backfill to formation	6d	24-Mar-16	02-Apr-16
Hoarding Removal and Reinstatement Works				
RW-000	NSL Tunnel Substantially Completed	0d		03-Jul-17*
RW-010	NSL 3A Hoarding Removal (NTH)	10d	04-Jul-17	25-Jul-17
RW-10	NSL 3B-5 Hoarding Removal (NTH)	20d	27-Jul-17	09-Sep-17
RW-20	NSL 6 Hoarding Removal (NTH)	16d	12-Sep-17	17-Oct-17
RW-30	NSL 7 Hoarding Removal (NTH)	16d	19-Oct-17	23-Nov-17
RW-40	NSL 8 Hoarding Removal (NTH)	16d	25-Nov-17	30-Dec-17
RW-50	NSL 9-OSP Hoarding Removal (NTH)	45d	02-Jan-18	14-Apr-18
RW-60	Reinstatement works at Winslow St, Chatham Rd, OSP	180d	03-Jul-17	03-Feb-18

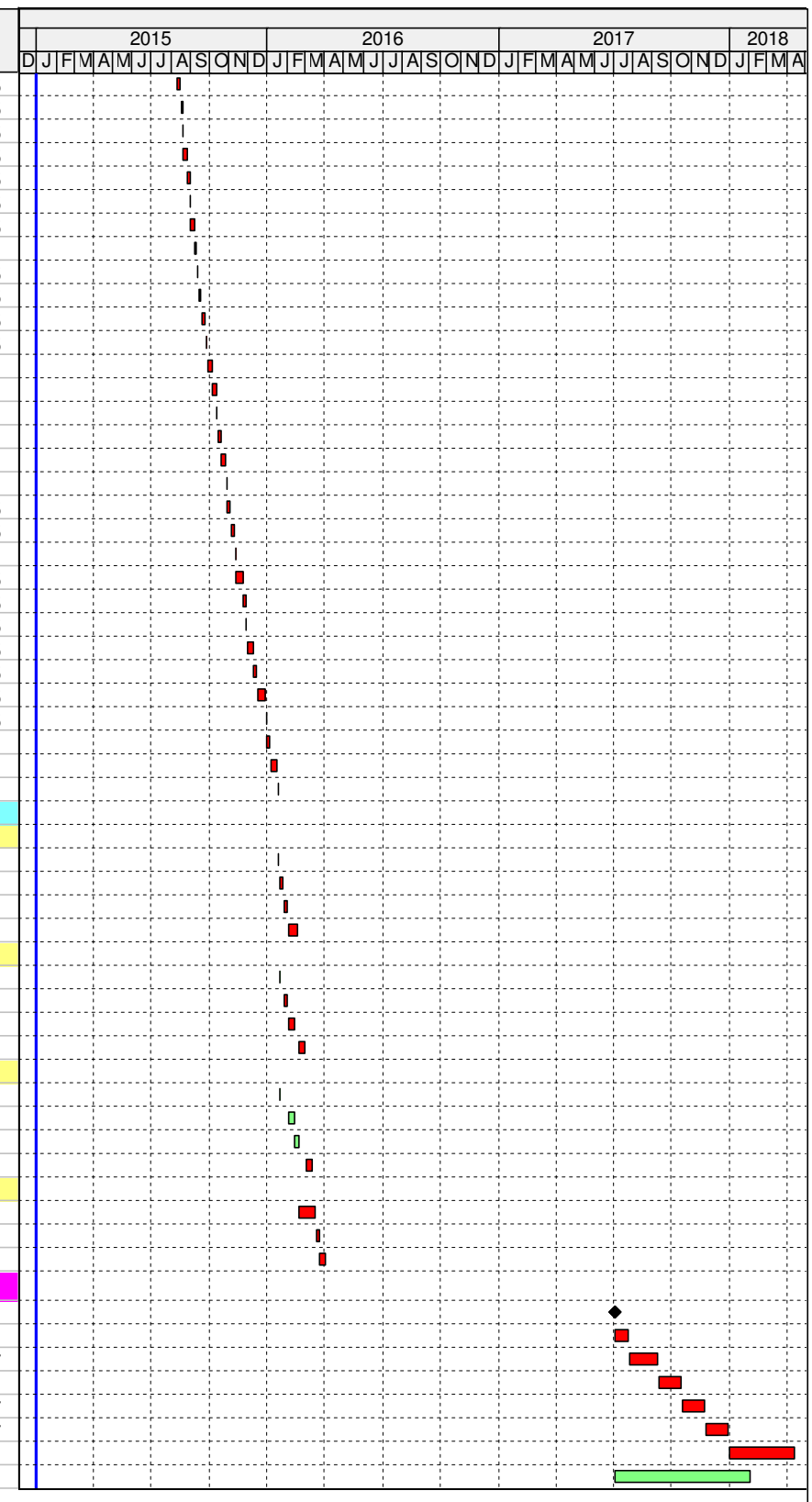

Date	Revision	Checked	Approved
15-Jul-15	meeting comments incorporated		
16-Jul-15	meeting comments incorporated		
17-Sep-15	activity lagging time removed		

APPENDIX B

Project Organization Structure

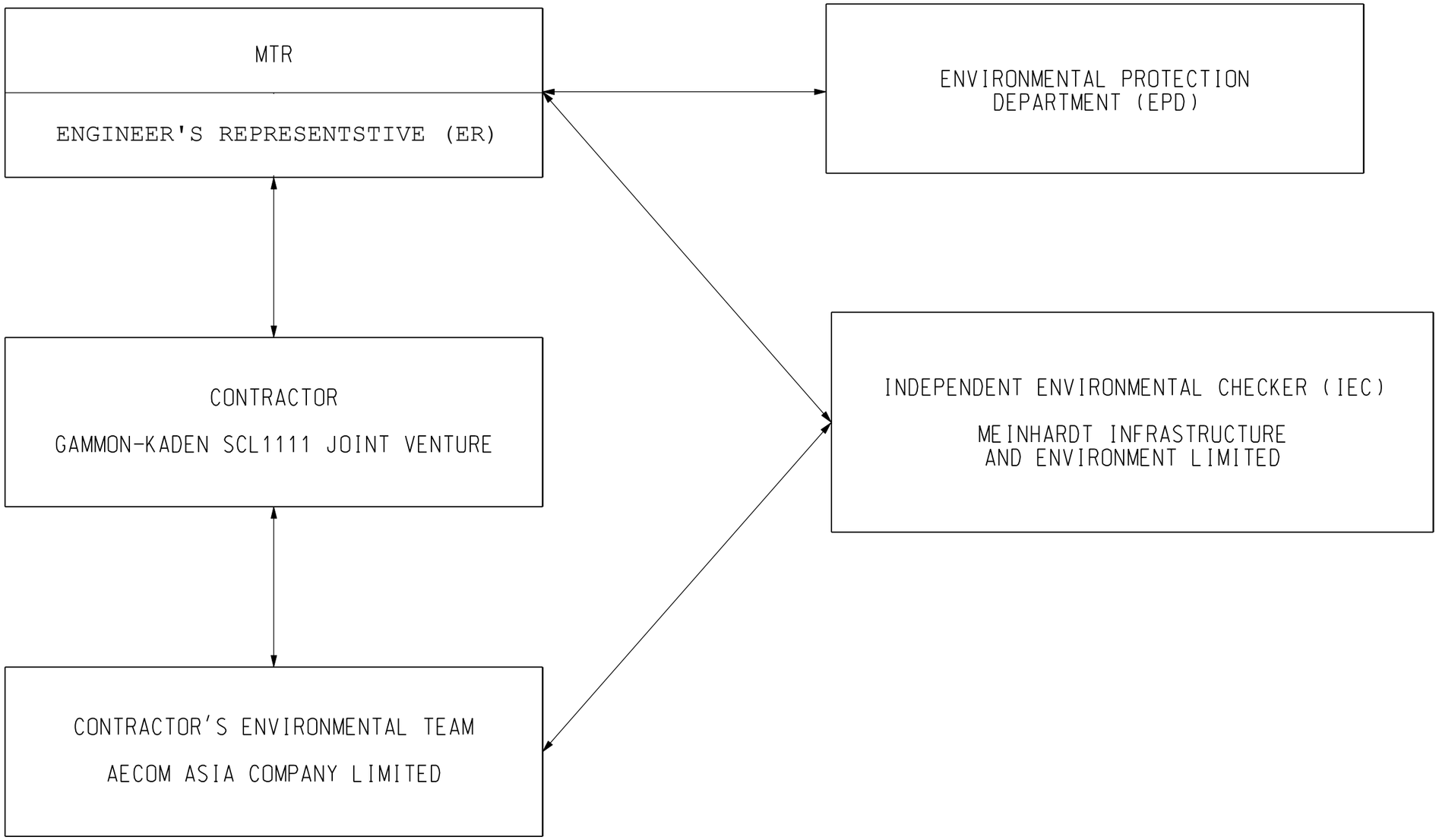

Maps reproduced with permission of the Director of Lands, © Hong Kong Government

PLOT DRV: V:\ustnse1\MTR\PLOTDRIVER\WINDOWS\A3 COLOUR.plt
MODELNAME: Default PRINTED BY: YANGP 2013/1/10 17:12:34
FILENAME: P:\projects\602840\DRAWINGS\FIGURE\Figure 1.2.dgn

REV	DESCRIPTION	BY	DATE	APPROVED	REV	DESCRIPTION	BY	DATE	APPROVED

DRAWN	HD
DESIGNED	LCLL
CHECKED	LCLL
APPROVED	IMW
DATE	08/JAN/2013

DO NOT SCALE DRAWINGS. ALL DIMENSIONS SHALL BE VERIFIED ON SITE.
© MTR CORPORATION LIMITED 2008 COPYRIGHT IN RESPECT OF THIS DRAWING / DOCUMENT IS OWNED BY THE MTR CORPORATION LIMITED OF HONG KONG. NO REPRODUCTION OF THE DRAWING / DOCUMENT OR ANY PART BY WHATEVER MEANS IS PERMITTED WITHOUT THE PRIOR WRITTEN CONSENT OF THE MTR CORPORATION LIMITED.

MTR

SHATIN TO CENTRAL LINK

CONTRACTOR: Gammon Kaden Gammon – Kaden SCL 1111 Joint Venture

ORIGINATOR: AECOM

CADD REF. Appendix B

TITLE
CONTRACT 1111
HUNG HOM NORTH APPROACH TUNNELS
PROJECT ORGANISATION

SCALE N.T.S. | FIGURE NO. Appendix B | REV. –

APPENDIX C

Implementation Schedule of Environmental Mitigation Measures

Appendix C - Implementation Schedule of Environmental Mitigation Measures

EIA Ref.	Environmental Mitigation Measures		Location	Implementation Status
Landscape and Visual Impact				
S6.9.3 (TAW-HUH) , S6.12 (HHS), S6.12 (TAW-HUH), Table 6.9 (HHS) & Table 4.9 (MKK-HUH)	Minimize visual & landscape impact	• Existing topsoil shall be re-used where possible for new planting areas within the Project.	All construction sites	N/A
		• Ground vegetation and the associated under storey habitats, construction contracts may designate “No-intrusion Zone” to various areas within the site boundary with rigid and durable fencing for each individual no-intrusion zone.	All construction sites	N/A
		• All retained trees should be recorded photographically at the commencement of the Contract, and carefully protected during the construction period.	All construction sites	V
		• Erection of decorative screen during construction stage to screen off undesirable views of the construction site for visual and landscape sensitive areas.	All construction sites	V
		• Giving control on the height and disposition/ arrangement of all facilities on the works site to minimize visual impact to adjacent VSRs.	All construction sites	V
		• Trees of medium to high survival rate that would be affected by the works shall be transplanted where possible and practicable.	All construction sites	N/A
		• Compensatory tree & shrub planting shall be provided to compensate for the loss of shrub planting in amenity areas.	All construction sites	N/A
		• Control of night-time lighting glare.	All construction sites	N/A
		• All hard and soft landscape areas disturbed temporarily during construction shall be reinstated to equal or better quality, to the satisfaction of the relevant Government Departments.	All construction sites	N/A

Construction Noise Impact				
8.3.6 (TAW-HUH) , S8.5.6 (HHS) & S6 (MKK-HUH)	To control construction airborne noise	• Only well-maintained plant should be operated on-site and plant should be serviced regularly during the construction programme.	All construction sites	V
		• Machines and plant (such as trucks, cranes) that may be in intermittent use should be shut down between work periods or should be throttled down to a minimum.	All construction sites	V
		• Plant known to emit noise strongly in one direction, where possible, be orientated so that the noise is directed away from nearby NSRs.	All construction sites	V
		• Silencers or mufflers on construction equipment should be properly fitted and maintained during the construction works.	All construction sites	V
		• Mobile plant should be sited as far away from NSRs as possible and practicable.	All construction sites	V
		• Material stockpiles, mobile container site office and other structures should be effectively utilised, where practicable, to screen noise from on-site construction activities.	All construction sites	V
		The following quiet PME should be used: • Asphalt Paver (SWL=101dB(A)) • Backhoe (SWL=106dB(A)) • Backhoe with Hydraulic Breaker (SWL=110dB(A)) • Concrete lorry mixer (SWL=96dB(A)) • Concrete mixer truck (SWL=96dB(A)) • Concrete Pump (SWL=106dB(A)) • Concrete Pump Truck (SWL=106dB(A)) • Crane, mobile (SWL=94dB(A)) • Crawler Crane (SWL=102dB(A)) • Drill, hand-held (SWL=98dB(A)) • Dump truck (SWL=104dB(A)) • Excavator (SWL=106dB(A)) • Flat Bed Lorry (SWL=102dB(A)) • Generator (SWL=95dB(A)) • Giken Piler and Power-pack (SWL=94dB(A)) • Hydraulic breaker (SWL=110dB(A))	Works areas where required	N/A

Construction Noise Impact				
		• Hydraulic excavator (SWL=106dB(A)) • Lorry (SWL=102dB(A)) • Lorry with crane/ grab (SWL=94dB(A)) • Mini Piling Rig (SWL=112dB(A)) • Piling Rig (SWL=112dB(A)) • Poker, vibrator, hand-held (SWL=98dB(A)) • Road Roller (SWL=101dB(A)) • Rock Drill (SWL = 108dB(A) • Roller (SWL = 101dB(A) • Truck (SWL=103dB(A)) • Vibratory Hammer (SWL=118dB(A))		
		• Install temporary hoarding located on the site boundaries between noisy construction activities and NSRs.	All construction sites	V
		• Install movable noise barriers, acoustic mat or full enclosure, screen the noisy plants	All construction sites	V
		• Sequencing operation of construction plants where practicable.	All construction sites	V
		• Particularly noisy construction activities will be scheduled to avoid school examination period as far as practicable.	Works areas near the Carmel Secondary School	V
/	To control construction airborne noise	• Hand held breakers having a mass of above 10 kg and air compressor capable of supplying compressed air at 500 kPa or above for carrying out construction work shall be fitted with valid noise emission labels during operation	All construction sites	V

Construction Air Quality Impact				
S7.6.5 (TAW-HUH) , S7.6.6 (HHS), S5.50, 5.51 &5.57 (MKK-HUH)	Minimize dust impact at nearby sensitive receivers	• Watering once per hour on exposed worksites and haul road should be conducted to achieve dust removal efficiencies of 91.7%.	All construction sites	V
		• Any excavated or stockpile of dusty material should be covered entirely by impervious sheeting or sprayed with water to maintain the entire surface wet.	All construction sites	V
		• Any dusty materials remaining after a stockpile is removed should be wetted with water and cleared from the surface of roads	All construction sites	V
		• A stockpile of dusty material should not be extended beyond the pedestrian barriers, fencing or traffic cones.	All construction sites	V
		• The load of dusty materials on a vehicle leaving a construction site should be covered entirely by impervious sheeting to ensure that the dusty materials do not leak from the vehicle	All construction sites	N/A
		• Vehicle washing facilities with high pressure water jet should be provided at every discernible or designated vehicle exit point.	All construction sites	V
		• The area where vehicle washing takes place and the road section between the washing facilities and the exit point should be paved with concrete, bituminous materials or hardcores.	All construction sites	V
		• When there are open excavation and reinstatement works, hoarding of not less than 2.4m high should be provided.	All construction sites	V
		• The portion of any road leading only to construction site that is within 30m of a vehicle entrance or exit should be kept clear of dusty materials.	All construction sites	V
		• Surfaces where any pneumatic or power-driven drilling, cutting, polishing or other mechanical breaking operation takes place should be sprayed with water or a dust suppression chemical continuously.	All construction sites	V
		• Any area that involves demolition activities should be sprayed with water or a dust suppression chemical immediately prior to, during and immediately after the activities so as to maintain the entire surface wet.	All construction sites	N/A
		• Where a scaffolding is erected around the perimeter of a building under construction, effective dust screens, sheeting or netting should be provided to enclose the scaffolding from the ground floor level of the building.	All construction sites	V

Construction Air Quality Impact				
		• Any skip hoist for material transport should be totally enclosed by impervious sheeting.	All construction sites	N/A
		• Where possible, routing of vehicles and positioning of construction plant should be at the maximum possible distance from ASRs.	All construction sites	N/A
/	Minimize dust impact at nearby sensitive receivers	• Every stock of more than 20 bags of cement or dry pulverized fuel ash (PFA) should be covered entirely by impervious sheeting or placed in an area sheltered on the top and the 3 sides.	All construction sites	V
		• Cement or dry PFA delivered in bulk should be stored in a closed silo fitted with an audible high level alarm which is interlocked with the material filling line and no overfilling is allowed.	All construction sites	N/A
		• Loading, unloading, transfer, handling or storage of bulk cement or dry PFA should be carried out in a totally enclosed system or facility, and any vent or exhaust should be fitted with an effective fabric filter or equivalent air pollution control system.	All construction sites	V
		• Exposed earth should be properly treated by compaction, turfing, hydroseeding, vegetation planting or sealing with latex, vinyl, bitumen, shotcrete or other suitable surface stabiliser within six months after the last construction activity on the construction site.	All construction sites	N/A
		• Imposition of speed controls for vehicles on site haul roads.	All construction sites	N/A
		• Open burning shall be prohibited.	All construction sites	V
/	Emission from Vehicles and Plants	• All vehicles shall be shut down in intermittent use.	All construction sites	V
		• Only well-maintained plant should be operated on-site and plant should be serviced regularly to avoid emission of black smoke.	All construction sites	V
		• All diesel fuelled construction plant within the works areas shall be powered by ultra low sulphur diesel fuel (ULSD).	All construction sites	V

Construction Water Quality Impact				
S10.7.1 (TAW-HUH) , S10.7.1 (HHS) & S8 (MKK-HUH)	To minimize construction water quality impactt	• Construction Site Drainage should be implemented to control site run-off and drainage as well as any site effluents generated from the works areas, and to prevent run-off and construction wastes from entering nearby water environment.	Site drainage system	V
		• Surface run-off from construction sites should be discharged into storm drains via adequately designed sand/silt removal facilities such as sand traps, silt traps and sedimentation basins.	Site drainage system	@
		• Channels or earth bunds or sand bag barriers should be provided on site to properly direct stormwater to such silt removal facilities.	All works area	V
		• Perimeter channels at site boundaries should be provided on site boundaries where necessary to intercept storm run-off from outside the site so that it will not wash across the site.	All works area	V
		• Silt removal facilities, channels and manholes should be maintained and the deposited silt and grit should be removed regularly.	All construction sites	V
		• Construction works should be programmed to minimize soil excavation works in rainy seasons.	All construction sites	N/A
		• Temporary exposed slope surfaces should be covered e.g. by tarpaulin, and temporary access roads should be protected by crushed stone or gravel, as excavation proceeds.	All construction sites	V
		• Earthworks final surfaces should be well compacted and the subsequent permanent work or surface protection should be carried out immediately after the final surfaces are formed to prevent erosion caused by rainstorms.	All construction sites	N/A
		• Open stockpiles of construction materials (e.g. aggregates, sand and fill material) on sites should be covered with tarpaulin or similar fabric during rainstorms.	All construction sites	V
		• Measures should be taken to minimize the ingress of rainwater into trenches. If excavation of trenches in wet seasons is necessary, they should be dug and backfilled in short sections. Rainwater pumped out from trenches or foundation excavations should be discharged into storm drains via silt removal facilities.	All construction sites	V

Construction Water Quality Impact				
		• Manholes (including newly constructed ones) should always be adequately covered and temporarily sealed so as to prevent silt, construction materials or debris from getting into the drainage system, and to prevent storm run-off from getting into foul sewers.	All construction sites	V
		• Good site practices should be adopted to remove rubbish and litter from construction sites so as to prevent the rubbish and litter from spreading from the site area.	All construction sites	V
		• All vehicles and plant should be cleaned before they leave a construction site to minimize the deposition of earth, mud, debris on roads.	All construction sites	V
		• Bentonite slurries used in diaphragm wall construction should be reconditioned and used again wherever practicable. If the disposal of a certain residual quantity cannot be avoided, the used slurry should either be dewatered or mixed with inert fill material for disposal to a public filling area.	All construction sites	V
		• A cofferdam wall should be built as necessary to limit groundwater inflow to the excavation works areas.	Excavation works areas	N/A
		• Wastewater generated should not be discharged into the stormwater drainage system.	All construction sites	V
		• Acidic wastewater generated from acid cleaning, etching, pickling and similar activities should be neutralized to within the pH range of 6 to 10 before discharging into foul sewers.	All construction sites	N/A
		• Appropriate numbers of portable toilets shall be provided by a licensed contractor to serve the construction workers over the construction site.	All construction sites	V
		• The Contractor should apply for a discharge license under the WPCO through the Regional Office of EPD for groundwater recharge operation or discharge of treated groundwater.	All construction sites where practicable	N/A
		• Appropriate measures will be deployed to minimize the intrusion of groundwater into excavation works areas.	All construction sites	N/A
		• Measures should be put in place in order to mitigate any drawdown effects to the groundwater table during the operation of the temporary dewatering works.	All construction sites	N/A

Waste Management				
S11.5.1 (TAW-HUH), S11.5.1(HHS) & S9 (MKK-HUH)	Good site practice to minimize the generation and impact of the waste.	• Maintain temporary stockpiles and reuse excavated fill material for backfilling and reinstatement.	All construction sites	N/A
		• Sorting of demolition debris and excavated materials from demolition works to recover reusable/ recyclable portions.	All construction sites	V
		• Segregation and storage of different types of waste in different containers, skips or stockpiles to enhance reuse or recycling of materials and their proper disposal.	All construction sites	V
		• Proper storage and site practices to minimize the potential for damage or contamination of construction materials.	All construction sites	V
		• Plan and stock construction materials carefully to minimize amount of waste generated and avoid unnecessary generation of waste.	All construction sites	N/A
		• Waste, such as soil, should be handled and stored well to ensure secure containment, thus minimizing the potential of pollution.	All construction sites	V
		• Maintain and clean storage areas routinely.	All construction sites	V
		• Stockpiling area should be provided with covers and water spraying system to prevent materials from wind-blown or being washed away.	All construction sites	V
		• Waste should be removed in timely manner.	All construction sites	V
		• Waste collectors should only collect wastes prescribed by their permits.	All construction sites	V
		• Waste should be disposed of at licensed waste disposal facilities.	All construction sites	V
		• Implement a trip-ticket system for each works contract to ensure that the disposal of C&D materials are properly documented and verified.	All construction sites	V
		• Containers used for the storage of chemical wastes should be suitable for the substance they are holding, resistant to corrosion, maintained in a good condition, and securely closed.	All construction sites	@
		• The storage area for chemical wastes should be clearly labelled and used solely for the storage of chemical waste; enclosed on at least 3 sides.	All construction sites	V
		• The Contractor should register as a chemical waste producer if chemical wastes would be generated.	All construction sites	V
		• Disposal of chemical waste should be via a licensed waste collector.	All construction sites	V

Waste Management				
		• Stockpiling of contaminated sediments should be avoided as far as possible.	All construction sites	N/A
		• All storage of asbestos waste should be carried out properly in a secure place isolated from other substances so as to prevent any possible release of asbestos fibres into the atmosphere and contamination of other substances. • The storage area should bear warning panels to alert people of the presence of asbestos waste. Collection, transportation and disposal of asbestos waste should follow the trip-ticket system. • Licensed asbestos waste collectors should be appointed to collect the asbestos waste and deliver to the designated landfill for disposal.	All construction sites	N/A

Contaminated Land				
S10.24– 10.34 (MKK-HUH)	To act as a general precautionary measure to screen soils for the presence contamination during construction.	• Precautionary measures such as visual inspection are recommended to be undertaken during construction activities that disturb soil.	Within Project Boundary where signs of contamination is identified	N/A
		• If soil discolouration or the presence of oil/unnatural odour is noted during visual inspection, sampling and testing should also be undertaken to verify the presence of contamination.		N/A
	To remediate contaminated soil	• If land contamination is identified, CAR and RAP detailing the proposed remediation works should be prepared. RR should then be prepared and submitted to EPD to demonstrate that the decontamination work is adequate and has been carried out in accordance with the endorsed CAR and RAP.		N/A

Legend: V = implemented;
x = not implemented;
@ = partially implemented;
N/A = not applicable

APPENDIX D

Summary of Action and Limit Levels

Appendix D – Summary of Action and Limit Levels

Table 1 Action and Limit Levels for 24-hour TSP

ID	Location	Action Level	Limit Level
AM1	No. 234 – 238 Chatham Road North	183.9 $\mu g/m^3$	260.0 $\mu g/m^3$

Table 2 Action and Limit Levels for Regular Construction Noise (0700 – 1900 hrs of normal weekdays)

ID	Location	Action Level	Limit Level
NM1	Carmel Secondary School (South Block)	When one documented complaint, related to 0700 – 1900 hours on normal weekdays, is received from any one of the sensitive receivers.	65 / 70 dB(A)(1)
NM2	No. 234 – 238 Chatham Road North		75 dB(A)

Note:
(1) Daytime noise Limit Level of 70dB(A) applies to education institutions while 65dB(A) applies during school examination period.

Table 3 Action and Limit Levels for Continuous Noise

ID	Location	Action/Limit Level
NM1	Carmel Secondary School (South Block)	68 dB(A)(1)
NM2	No. 234-238 Chatham Road North	77 dB(A)

Note:
(1) Action/Limit level will only be applicable during the examination period.

APPENDIX E

Calibration Certificates of Equipments

TISCH Environmental

RECALIBRATION DUE DATE:
December 26, 2018

Certificate of Calibration

Calibration Certification Information					
Cal. Date:	December 26, 2017	**Rootsmeter S/N:** 438320	**Ta:** 291	°K
Operator:	Jim Tisch		**Pa:** 763.3	mm Hg
Calibration Model #:	TE-5025A	**Calibrator S/N:** **0843**		

Run	Vol. Init (m3)	Vol. Final (m3)	ΔVol. (m3)	ΔTime (min)	ΔP (mm Hg)	ΔH (in H2O)
1	1	2	1	1.4140	3.2	2.00
2	3	4	1	1.0010	6.4	4.00
3	5	6	1	0.8910	7.9	5.00
4	7	8	1	0.8480	8.8	5.50
5	9	10	1	0.7030	12.7	8.00

Data Tabulation

Vstd (m3)	Qstd (x-axis)	$\sqrt{\Delta H\left(\frac{Pa}{Pstd}\right)\left(\frac{Tstd}{Ta}\right)}$ (y-axis)	Va	Qa (x-axis)	$\sqrt{\Delta H\left(Ta/Pa\right)}$ (y-axis)
1.0241	0.7243	1.4342	0.9958	0.7042	0.8732
1.0198	1.0188	2.0283	0.9916	0.9906	1.2349
1.0178	1.1423	2.2677	0.9896	1.1107	1.3807
1.0166	1.1988	2.3783	0.9885	1.1656	1.4481
1.0113	1.4386	2.8684	0.9834	1.3988	1.7464
QSTD	**m=**	**2.00314**	**QA**	**m=**	**1.25433**
	b=	**-0.01725**		**b=**	**-0.01050**
	r=	**0.99996**		**r=**	**0.99996**

Calculations

Vstd=	ΔVol((Pa-ΔP)/Pstd)(Tstd/Ta)	**Va=**	ΔVol((Pa-ΔP)/Pa)
Qstd=	Vstd/ΔTime	**Qa=**	Va/ΔTime

For subsequent flow rate calculations:

Qstd= $1/m\left(\left(\sqrt{\Delta H\left(\frac{Pa}{Pstd}\right)\left(\frac{Tstd}{Ta}\right)}\right)-b\right)$

Qa= $1/m\left(\left(\sqrt{\Delta H\left(Ta/Pa\right)}\right)-b\right)$

Standard Conditions	
Tstd:	298.15 °K
Pstd:	760 mm Hg
Key	
ΔH: calibrator manometer reading (in H2O)	
ΔP: rootsmeter manometer reading (mm Hg)	
Ta: actual absolute temperature (°K)	
Pa: actual barometric pressure (mm Hg)	
b: intercept	
m: slope	

RECALIBRATION

US EPA recommends annual recalibration per 1998 40 Code of Federal Regulations Part 50 to 51, Appendix B to Part 50, Reference Method for the Determination of Suspended Particulate Matter in the Atmosphere, 9.2.17, page 30

Tisch Environmental, Inc.
145 South Miami Avenue
Village of Cleves, OH 45002

www.tisch-env.com
TOLL FREE: (877)263-7610
FAX: (513)467-9009

AECOM Asia Company Limited
TSP High Volume Sampler
Field Calibration Report

Station	234 - 238 Chatham Road North; SCL - DMS - 11	Operator:	Shum Kam Yuen
Cal. Date:	8-Jun-18	Next Due Date:	8-Aug-18
Equipment No.:	---	Serial No.	8259

Ambient Condition			
Temperature, Ta (K)	303	Pressure, Pa (mmHg)	749.5

Orifice Transfer Standard Information					
Serial No:	843	Slope, mc	2.00314	Intercept, bc	-0.01725
Last Calibration Date:	26-Dec-17	$mc \times Qstd + bc = [H \times (Pa/760) \times (298/Ta)]^{1/2}$			
Next Calibration Date:	26-Dec-18				

Calibration of TSP Sampler

Resistance Plate No.	Orfice			HVS Flow Recorder	
	DH (orifice), in. of water	$[DH \times (Pa/760) \times (298/Ta)]^{1/2}$	Qstd (m^3/min) **X axis**	Flow Recorder Reading (CFM)	Continuous Flow Recorder Reading IC (CFM) **Y-axis**
18	6.7	2.55	1.28	44.0	43.33
13	5.5	2.31	1.16	36.0	35.45
10	4.9	2.18	1.10	32.0	31.51
7	4.1	1.99	1.00	26.0	25.61
5	3.3	1.79	0.90	20.0	19.70

By Linear Regression of Y on X

Slope , mw = **62.3567** **Intercept, bw =** **-36.7933**

Correlation Coefficient* = **0.9994**

*If Correlation Coefficient < 0.990, check and recalibrate.

Set Point Calculation

From the TSP Field Calibration Curve, take Qstd = 1.30m^3/min

From the Regression Equation, the "Y" value according to

$$mw \times Qstd + bw = IC \times [(Pa/760) \times (298/Ta)]^{1/2}$$

Therefore, Set Point; $IC = (mw \times Qstd + bw) \times [(760 / Pa) \times (Ta / 298)]^{1/2}$= **44.95**

Remarks:

QC Reviewer: WS CHAN Signature: Date: 08/06/18

D:\HVS Calibration Certificate (Existing)\60284101 - SC

綜合試驗有限公司
SOILS & MATERIALS ENGINEERING CO., LTD.
香港黃竹坑道37號利達中心12樓
12/F., Leader Centre, 37 Wong Chuk Hang Road, Aberdeen, Hong Kong.
E-mail: smec@cigismec.com Website: www.cigismec.com
Tel: (852) 2873 6860
Fax: (852) 2555 7533

ilac-MRA HKAS HOKLAS 028 CAL

CERTIFICATE OF CALIBRATION

Certificate No.: 17CA0901 01 **Page** 1 **of** 2

Item tested

Description:	Sound Level Meter (Type 1)	,	Microphone
Manufacturer:	B & K	,	B & K
Type/Model No.:	2238	,	4188
Serial/Equipment No.:	2800927	,	2791211
Adaptors used:	-	,	-

Item submitted by

Customer Name:	AECOM ASIA CO., LTD.
Address of Customer:	-
Request No.:	-
Date of receipt:	01-Sep-2017

Date of test: 09-Sep-2017

Reference equipment used in the calibration

Description:	Model:	Serial No.	Expiry Date:	Traceable to:
Multi function sound calibrator	B&K 4226	2288444	08-Sep-2018	CIGISMEC
Signal generator	DS 360	33873	25-Apr-2018	CEPREI
Signal generator	DS 360	61227	01-Apr-2018	CEPREI

Ambient conditions

Temperature:	21 ± 1 °C
Relative humidity:	50 ± 10 %
Air pressure:	1010 ± 5 hPa

Test specifications

1, The Sound Level Meter has been calibrated in accordance with the requirements as specified in BS 7580: Part 1: 1997 and the lab calibration procedure SMTP004-CA-152.

2, The electrical tests were performed using an electrical signal substituted for the microphone which was removed and replaced by an equivalent capacitance within a tolerance of ±20%.

3, The acoustic calibration was performed using an B&K 4226 sound calibrator and corrections was applied for the difference between the free-field and pressure responsess of the Sound Level Meter.

Test results

This is to certify that the Sound Level Meter conforms to BS 7580: Part 1: 1997 for the conditions under which the test was performed.

Details of the performed measurements are presented on page 2 of this certificate.

Actual Measurement data are documented on worksheets.

Approved Signatory: ~~Huang Jian Min~~/Feng Jun Qi **Date:** 09-Sep-2017 **Company Chop:** SOILS AND MATERIALS ENGINEERING COMPANY LTD. 綜合試驗有限公司

Comments: The results reported in this certificate refer to the condition of the instrument on the date of calibration and carry no implication regarding the long-term stability of the instrument.

© Soils & Materials Engineering Co., Ltd.

Hong Kong Accreditation Service (HKAS) has accredited this laboratory (Reg. No. HOKLAS 028 - CAL) under the Hong Kong Laboratory Accreditation Scheme (HOKLAS) for specific calibration activities as listed in the HOKLAS Directory of Accredited Laboratories. The results shown in this certificate were determined by this laboratory in accordance with its terms of accreditation. Such terms of accreditation stipulate that the results shall be traceable to the International System of Units (S.I.) or recognised measurement standards. This certificate shall not be reproduced except in full.

綜合試驗有限公司
SOILS & MATERIALS ENGINEERING CO., LTD.
香港黃竹坑道37號利達中心12樓
12/F., Leader Centre, 37 Wong Chuk Hang Road, Aberdeen, Hong Kong.
E-mail: smec@cigismec.com Website: www.cigismec.com
Tel: (852) 2873 6860
Fax: (852) 2555 7533

ilac-MRA HKAS HOKLAS 028 CAL

CERTIFICATE OF CALIBRATION

(Continuation Page)

1, Electrical Tests

The electrical tests were perfomed using an equivalent capacitance substituted for the microphone. The results are given in below with test status and the estimated uncertainties. The "Pass" means the result of the test is inside the tolerances stated in the test specifications. The "-" means the result of test is outside these tolerances.

Test:	Subtest:	Status:	Expanded Uncertanity (dB)	Coverage Factor
Self-generated noise	A	Pass	0.3	
	C	Pass	1.0	2.1
	Lin	Pass	2.0	2.2
Linearity range for Leq	At reference range , Step 5 dB at 4 kHz	Pass	0.3	
	Reference SPL on all other ranges	Pass	0.3	
	2 dB below upper limit of each range	Pass	0.3	
	2 dB above lower limit of each range	Pass	0.3	
Linearity range for SPL	At reference range , Step 5 dB at 4 kHz	Pass	0.3	
Frequency weightings	A	Pass	0.3	
	C	Pass	0.3	
	Lin	Pass	0.3	
Time weightings	Single Burst Fast	Pass	0.3	
	Single Burst Slow	Pass	0.3	
Peak response	Single 100μs rectangular pulse	Pass	0.3	
R.M.S. accuracy	Crest factor of 3	Pass	0.3	
Time weighting I	Single burst 5 ms at 2000 Hz	Pass	0.3	
	Repeated at frequency of 100 Hz	Pass	0.3	
Time averaging	1 ms burst duty factor $1/10^3$ at 4kHz	Pass	0.3	
	1 ms burst duty factor $1/10^4$ at 4kHz	Pass	0.3	
Pulse range	Single burst 10 ms at 4 kHz	Pass	0.4	
Sound exposure level	Single burst 10 ms at 4 kHz	Pass	0.4	
Overload indication	SPL	Pass	0.3	
	Leq	Pass	0.4	

2, Acoustic tests

The complete sound level meter was calibrated on the reference range using a B&K 4226 acoustic calibrator with 1000Hz and SPL 94 dB. The sensitivity of the sound level meter was adjusted. The test result at 125 Hz and 8000 Hz are given in below with test status and the estimated uncertainties.

Test:	Subtest	Status	Expanded Uncertanity (dB)	Coverage Factor
Acoustic response	Weighting A at 125 Hz	Pass	0.3	
	Weighting A at 8000 Hz	Pass	0.5	

3, Response to associated sound calibrator

N/A

The expanded uncertainties have been calculated in accordance with the ISO Publication "Guide to the expression of uncertainty in measurement", and gives an interval estimated to have a level of confidence of 95%. A coverage factor of 2 is assumed unless explicitly stated.

- End -

Calibrated by: Lai Sheng Jie
Date: 09-Sep-2017

Checked by: Fung Chi Yip
Date: 09-Sep-2017

The standard(s) and equipment used in the calibration are traceable to national or international recognised standards and are calibrated on a schedule to maintain the required accuracy level.

© Soils & Materials Engineering Co., Ltd

Hong Kong Accreditation Service (HKAS) has accredited this laboratory (Reg. No. HOKLAS 028 - CAL) under the Hong Kong Laboratory Accreditation Scheme (HOKLAS) for specific calibration activities as listed in the HOKLAS Directory of Accredited Laboratories. The results shown in this certificate were determined by this laboratory in accordance with its terms of accreditation. Such terms of accreditation stipulate that the results shall be traceable to the International System of Units (S.I.) or recognised measurement standards. This certificate shall not be reproduced except in full.

綜合試驗有限公司
SOILS & MATERIALS ENGINEERING CO., LTD.
香港黃竹坑道37號利達中心12樓
12/F., Leader Centre, 37 Wong Chuk Hang Road, Aberdeen, Hong Kong.
E-mail: smec@cigismec.com Website: www.cigismec.com
Tel: (852) 2873 6860
Fax: (852) 2555 7533

ilac-MRA HKAS HOKLAS 028 CAL

CERTIFICATE OF CALIBRATION

Certificate No.: 18CA0321 01-02 **Page** 1 **of** 2

Item tested

Description:	Sound Level Meter (Type 1)	Microphone	Preamp
Manufacturer:	B & K	B & K	B & K
Type/Model No.:	2250-L	4950	ZC0032
Serial/Equipment No.:	2681366	2665582	17190
Adaptors used:	- (N.011.01)	-	-

Item submitted by

Customer Name:	AECOM ASIA CO LTD
Address of Customer:	-
Request No.:	-
Date of receipt:	21-Mar-2018

Date of test: 23-Mar-2018

Reference equipment used in the calibration

Description:	Model:	Serial No.	Expiry Date:	Traceable to:
Multi function sound calibrator	B&K 4226	2288444	08-Sep-2018	CIGISMEC
Signal generator	DS 360	33873	25-Apr-2018	CEPREI
Signal generator	DS 360	61227	01-Apr-2018	CEPREI

Ambient conditions

Temperature:	21 ± 1 °C
Relative humidity:	50 ± 10 %
Air pressure:	1000 ± 5 hPa

Test specifications

1, The Sound Level Meter has been calibrated in accordance with the requirements as specified in BS 7580: Part 1: 1997 and the lab calibration procedure SMTP004-CA-152.

2, The electrical tests were performed using an electrical signal substituted for the microphone which was removed and replaced by an equivalent capacitance within a tolerance of ±20%.

3, The acoustic calibration was performed using an B&K 4226 sound calibrator and corrections was applied for the difference between the free-field and pressure responsess of the Sound Level Meter.

Test results

This is to certify that the Sound Level Meter conforms to BS 7580: Part 1: 1997 for the conditions under which the test was performed.

Details of the performed measurements are presented on page 2 of this certificate.

Actual Measurement data are documented on worksheets.

Approved Signatory: Feng Jun Qi **Date:** 24-Mar-2018 **Company Chop:** SOILS AND MATERIALS ENGINEERING COMPANY LTD. 綜合試驗有限公司

Comments: The results reported in this certificate refer to the condition of the instrument on the date of calibration and carry no implication regarding the long-term stability of the instrument.

© Soils & Materials Engineering Co., Ltd

Hong Kong Accreditation Service (HKAS) has accredited this laboratory (Reg. No. HOKLAS 028) under the Hong Kong Laboratory Accreditation Scheme (HOKLAS) for specific calibration activities as listed in the HOKLAS directory of accredited laboratories. The results shown in this certificate are traceable to the International System of Units (SI) or recognised measurement standards. This certificate shall not be reproduced except in full.

綜合試驗有限公司
SOILS & MATERIALS ENGINEERING CO., LTD.
香港黃竹坑道37號利達中心12樓
12/F., Leader Centre, 37 Wong Chuk Hang Road, Aberdeen, Hong Kong.
E-mail: smec@cigismec.com Website: www.cigismec.com
Tel: (852) 2873 6860
Fax: (852) 2555 7533

CERTIFICATE OF CALIBRATION

(Continuation Page)

1, Electrical Tests

The electrical tests were perfomed using an equivalent capacitance substituted for the microphone. The results are given in below with test status and the estimated uncertainties. The "Pass" means the result of the test is inside the tolerances stated in the test specifications. The "-" means the result of test is outside these tolerances.

Test:	Subtest:	Status:	Expanded Uncertanity (dB)	Coverage Factor
Self-generated noise	A	Pass	0.3	
	C	Pass	0.8	
	Lin	Pass	1.6	
Linearity range for Leq	At reference range , Step 5 dB at 4 kHz	Pass	0.3	
	Reference SPL on all other ranges	Pass	0.3	
	2 dB below upper limit of each range	Pass	0.3	
	2 dB above lower limit of each range	Pass	0.3	
Linearity range for SPL	At reference range , Step 5 dB at 4 kHz	Pass	0.3	
Frequency weightings	A	Pass	0.3	
	C	Pass	0.3	
	Lin	Pass	0.3	
Time weightings	Single Burst Fast	Pass	0.3	
	Single Burst Slow	Pass	0.3	
Peak response	Single 100μs rectangular pulse	Pass	0.3	
R.M.S. accuracy	Crest factor of 3	Pass	0.3	
Time weighting I	Single burst 5 ms at 2000 Hz	Pass	0.3	
	Repeated at frequency of 100 Hz	Pass	0.3	
Time averaging	1 ms burst duty factor $1/10^3$ at 4kHz	Pass	0.3	
	1 ms burst duty factor $1/10^4$ at 4kHz	Pass	0.3	
Pulse range	Single burst 10 ms at 4 kHz	Pass	0.4	
Sound exposure level	Single burst 10 ms at 4 kHz	Pass	0.4	
Overload indication	SPL	Pass	0.3	
	Leq	Pass	0.4	

2, Acoustic tests

The complete sound level meter was calibrated on the reference range using a B&K 4226 acoustic calibrator with 1000Hz and SPL 94 dB. The sensitivity of the sound level meter was adjusted. The test result at 125 Hz and 8000 Hz are given in below with test status and the estimated uncertainties.

Test:	Subtest	Status	Expanded Uncertanity (dB)	Coverage Factor
Acoustic response	Weighting A at 125 Hz	Pass	0.3	
	Weighting A at 8000 Hz	Pass	0.5	

3, Response to associated sound calibrator

N/A

The expanded uncertainties have been calculated in accordance with the ISO Publication "Guide to the expression of uncertainty in measurement", and gives an interval estimated to have a level of confidence of 95%. A coverage factor of 2 is assumed unless explicitly stated.

- End -

Calibrated by: Fung Chi Yip Date: 23-Mar-2018

Checked by: Lam Tze Wai Date: 24-Mar-2018

The standard(s) and equipment used in the calibration are traceable to national or international recognised standards and are calibrated on a schedule to maintain the required accuracy level.

© Soils & Materials Engineering Co., Ltd.

Hong Kong Accreditation Service (HKAS) has accredited this laboratory (Reg. No. HOKLAS 028) under the Hong Kong Laboratory Accreditation Scheme (HOKLAS) for specific calibration activities as listed in the HOKLAS directory of accredited laboratories. The results shown in this certificate are traceable to the International System of Units (SI) or recognised measurement standards. This certificate shall not be reproduced except in full.

綜合試驗有限公司
SOILS & MATERIALS ENGINEERING CO., LTD.
香港黃竹坑道37號利達中心12樓
12/F., Leader Centre, 37 Wong Chuk Hang Road, Aberdeen, Hong Kong.
E-mail: smec@cigismec.com Website: www.cigismec.com
Tel: (852) 2873 6860
Fax: (852) 2555 7533

ilac-MRA HKAS HOKLAS 028 CAL

CERTIFICATE OF CALIBRATION

Certificate No.: 17CA0922 03-02 **Page:** 1 of 2

Item tested

Description: Acoustical Calibrator (Class 1)
Manufacturer: Rion Co., Ltd.
Type/Model No.: NC-74
Serial/Equipment No.: 34246490 / N.004.10
Adaptors used: -

Item submitted by

Curstomer: AECOM ASIA CO LIMITED
Address of Customer: -
Request No.: -
Date of receipt: 22-Sep-2017

Date of test: 28-Sep-2017

Reference equipment used in the calibration

Description:	Model:	Serial No.	Expiry Date:	Traceable to:
Lab standard microphone	B&K 4180	2341427	11-Apr-2018	SCL
Preamplifier	B&K 2673	2743150	05-May-2018	CEPREI
Measuring amplifier	B&K 2610	2346941	03-May-2018	CEPREI
Signal generator	DS 360	61227	01-Apr-2018	CEPREI
Digital multi-meter	34401A	US36087050	25-Apr-2018	CEPREI
Audio analyzer	8903B	GB41300350	21-Apr-2018	CEPREI
Universal counter	53132A	MY40003662	22-Apr-2018	CEPREI

Ambient conditions

Temperature: 21 ± 1 °C
Relative humidity: 55 ± 10 %
Air pressure: 1000 ± 5 hPa

Test specifications

1. The Sound Calibrator has been calibrated in accordance with the requirements as specified in IEC 60942 1997 Annex B and the lab calibration procedure SMTP004-CA-156.
2. The calibrator was tested with its axis vertical facing downwards at the specific frequency using insert voltage technique.
3. The results are rounded to the nearest 0.01 dB and 0.1 Hz and have not been corrected for variations from a reference pressure of 1013.25 hectoPascals as the maker's information indicates that the instrument is insensitive to pressure changes.

Test results

This is to certify that the sound calibrator conforms to the requirements of annex B of IEC 60942: 1997 for the conditions under which the test was performed. This does not imply that the sound calibrator meets IEC 60942 under any other conditions.

Details of the performed measurements are presented on **page 2** of this certificate.

Approved Signatory: Huang Jian Min/Feng Jun Qi **Date:** 28-Sep-2017 **Company Chop:** SOILS AND MATERIALS ENGINEERING COMPANY LTD. 綜合試驗有限公司

Comments: The results reported in this certificate refer to the conditon of the instrument on the date of calibration and carry no implication regarding the long-term stability of the instrument.

© Soils & Materials Engineering Co., Ltd.

Hong Kong Accreditation Service (HKAS) has accredited this laboratory (Reg. No. HOKLAS 028 - CAL) under the Hong Kong Laboratory Accreditation Scheme (HOKLAS) for specific calibration activities as listed in the HOKLAS Directory of Accredited Laboratories. The results shown in this certificate were determined by this laboratory in accordance with its terms of accreditation. Such terms of accreditation stipulate that the results shall be traceable to the International System of Units (S.I.) or recognised measurement standards. This certificate shall not be reproduced except in full.

綜合試驗有限公司
SOILS & MATERIALS ENGINEERING CO., LTD.
香港黃竹坑道37號利達中心12樓
12/F., Leader Centre, 37 Wong Chuk Hang Road, Aberdeen, Hong Kong.
E-mail: smec@cigismec.com Website: www.cigismec.com
Tel: (852) 2873 6860
Fax: (852) 2555 7533

CERTIFICATE OF CALIBRATION

(Continuation Page)

1, Measured Sound Pressure Level

The output Sound Pressure Level in the calibrator head was measured at the setting and frequency shown using a calibrated laboratory standard microphone and insert voltage technique. The results are given in below with the estimated uncertainties.

(Output level in dB re 20 μPa)

Frequency Shown Hz	Output Sound Pressure Level Setting dB	Measured Output Sound Pressure Level dB	Estimated Expanded Uncertainty dB
1000	94.00	94.07	0.10

2, Sound Pressure Level Stability - Short Term Fluctuations

The Short Term Fluctuations was determined by measuring the maximum and minimum of the fast weighted DC output of the B&K 2610 measuring amplifier over a 20 second time interval as required in the standard. The Short Term Fluctuation was found to be:

At 1000 Hz **STF = 0.011 dB**

Estimated expanded uncertainty 0.005 dB

3, Actual Output Frequency

The determination of actual output frequency was made using a B&K 4180 microphone together with a B&K 2673 preamplifier connected to a B&K 2610 measuring amplifier. The AC output of the B&K 2610 was taken to an universal counter which was used to determine the frequency averaged over 20 second of operation as required by the standard. The actual output frequency at 1 KHz was:

At 1000 Hz **Actual Frequency = 1002.1 Hz**

Estimated expanded uncertainty 0.1 Hz Coverage factor k = 2.2

4, Total Noise and Distortion

For the Total Noise and Distortion measurement, the unfiltered AC output of the B&K 2610 measuring amplifier was connected to an Agilent Type 8903 B distortion analyser. The TND result at 1 KHz was:

At 1000 Hz **TND = 2.8 %**

Estimated expanded uncertainty 0.7 %

The expanded uncertainties have been calculated in accordance with the ISO Publication "Guide to the expression of uncertainty in measurement", and gives an interval estimated to have a level of confidence of 95%. A coverage factor of 2 is assumed unless explicitly stated.

- End -

Calibrated by: Lai Sheng Jie **Checked by:** Fung Chi Yip

Date: 28-Sep-2017 **Date:** 28-Sep-2017

The standard(s) and equipment used in the calibration are traceable to national or international recognised standards and are calibrated on a schedule to maintain the required accuracy level.

© Soils & Materials Engineering Co., Ltd.

Hong Kong Accreditation Service (HKAS) has accredited this laboratory (Reg. No. HOKLAS 028 - CAL) under the Hong Kong Laboratory Accreditation Scheme (HOKLAS) for specific calibration activities as listed in the HOKLAS Directory of Accredited Laboratories. The results shown in this certificate were determined by this laboratory in accordance with its terms of accreditation. Such terms of accreditation stipulate that the results shall be traceable to the International System of Units (S.I.) or recognised measurement standards. This certificate shall not be reproduced except in full.

APPENDIX F

EM&A Monitoring Schedules

Shatin to Central Link Contract 1111 - Hung Hom North Approach Tunnels
Impact Monitoring Schedule for July 2018

Sunday	Monday	Tuesday	Wednesday	Thursday	Friday	Saturday
1-Jul	2-Jul	3-Jul	4-Jul	5-Jul	6-Jul	7-Jul
				24-hour TSP (AM1)	Noise (NM1, NM2)	
8-Jul	9-Jul	10-Jul	11-Jul	12-Jul	13-Jul	14-Jul
			24-hour TSP (AM1)	Noise (NM1, NM2)		
15-Jul	16-Jul	17-Jul	18-Jul	19-Jul	20-Jul	21-Jul
		24-hour TSP (AM1)	Noise (NM1, NM2)			
22-Jul	23-Jul	24-Jul	25-Jul	26-Jul	27-Jul	28-Jul
	24-hour TSP (AM1)	Noise (NM1, NM2)				24-hour TSP (AM1)
29-Jul	30-Jul	31-Jul				
		Noise (NM1, NM2)				

The schedule is subject to change due to unforeseeable circumstances (e.g. adverse weather, etc)

Shatin to Central Link Contract 1111 - Hung Hom North Approach Tunnels
Tentative Impact Monitoring Schedule for August 2018

Sunday	Monday	Tuesday	Wednesday	Thursday	Friday	Saturday
			1-Aug	2-Aug	3-Aug	4-Aug
					24-hour TSP (AM1)	
5-Aug	6-Aug	7-Aug	8-Aug	9-Aug	10-Aug	11-Aug
				24-hour TSP (AM1)	Noise (NM1, NM2)	
12-Aug	13-Aug	14-Aug	15-Aug	16-Aug	17-Aug	18-Aug
			24-hour TSP (AM1)	Noise (NM1, NM2)		
19-Aug	20-Aug	21-Aug	22-Aug	23-Aug	24-Aug	25-Aug
		24-hour TSP (AM1)	Noise (NM1, NM2)			
26-Aug	27-Aug	28-Aug	29-Aug	30-Aug	31-Aug	
	24-hour TSP (AM1)	Noise (NM1, NM2)				

The schedule is subject to change due to unforeseeable circumstances (e.g. adverse weather, etc)

Shatin to Central Link Contract 1111 - Hung Hom North Approach Tunnels
Tentative Impact Monitoring Schedule for September 2018

Sunday	Monday	Tuesday	Wednesday	Thursday	Friday	Saturday
						1-Sep
						24-hour TSP (AM1)
2-Sep	3-Sep	4-Sep	5-Sep	6-Sep	7-Sep	8-Sep
		Noise (NM1, NM2)			24-hour TSP (AM1)	
9-Sep	10-Sep	11-Sep	12-Sep	13-Sep	14-Sep	15-Sep
				24-hour TSP (AM1)	Noise (NM1, NM2)	
16-Sep	17-Sep	18-Sep	19-Sep	20-Sep	21-Sep	22-Sep
			24-hour TSP (AM1)	Noise (NM1, NM2)		
23-Sep	24-Sep	25-Sep	26-Sep	27-Sep	28-Sep	29-Sep
	24-hour TSP (AM1)		Noise (NM1, NM2)			24-hour TSP (AM1)
30-Sep						

The schedule is subject to change due to unforeseeable circumstances (e.g. adverse weather, etc)

APPENDIX G

Air Quality Monitoring Results and their Graphical Presentations

Appendix G
Air Quality Monitoring Results

24-hour TSP Monitoring Results at Station AM1 (No. 234 – 238 Chatham Road North)

Start		End		Weather	Air	Atmospheric	Flow Rate (m^3/min.)		Av. flow	Total vol.	Filter Weight (g)		Particulate	Elapse Time		Sampling	Conc.
Date	Time	Date	Time	Condition	Temp. (^oC)	Pressure (hPa)	Initial	Final	(m^3/min)	(m^3)	Initial	Final	weight(g)	Initial	Final	Time(hrs.)	(μg/m^3)
5-Jul-18	0:00	6-Jul-18	0:00	Rainy	29.0	1003.3	1.34	1.34	1.34	1932.5	2.6881	2.7653	0.0772	15164.00	15188.00	24.00	39.9
11-Jul-18	0:00	12-Jul-18	0:00	Fine	29.6	1001.8	1.34	1.34	1.34	1932.5	2.6780	2.7564	0.0784	15188.00	15212.00	24.00	40.6
17-Jul-18	0:00	18-Jul-18	0:00	Rainy	30.0	1002.4	1.34	1.34	1.34	1932.5	2.6302	2.7177	0.0875	15212.00	15236.00	24.00	45.3
23-Jul-18	0:00	24-Jul-18	0:00	Rainy	28.4	1001.8	1.34	1.34	1.34	1932.5	2.6677	2.7333	0.0656	15236.00	15260.00	24.00	33.9
28-Jul-18	0:00	29-Jul-18	0:00	Fine	30.2	1006.7	1.34	1.34	1.34	1932.5	2.6630	2.7135	0.0505	15260.00	15284.00	24.00	26.1
																Average	**37.2**
																Minimum	**26.1**
																Maximum	**45.3**

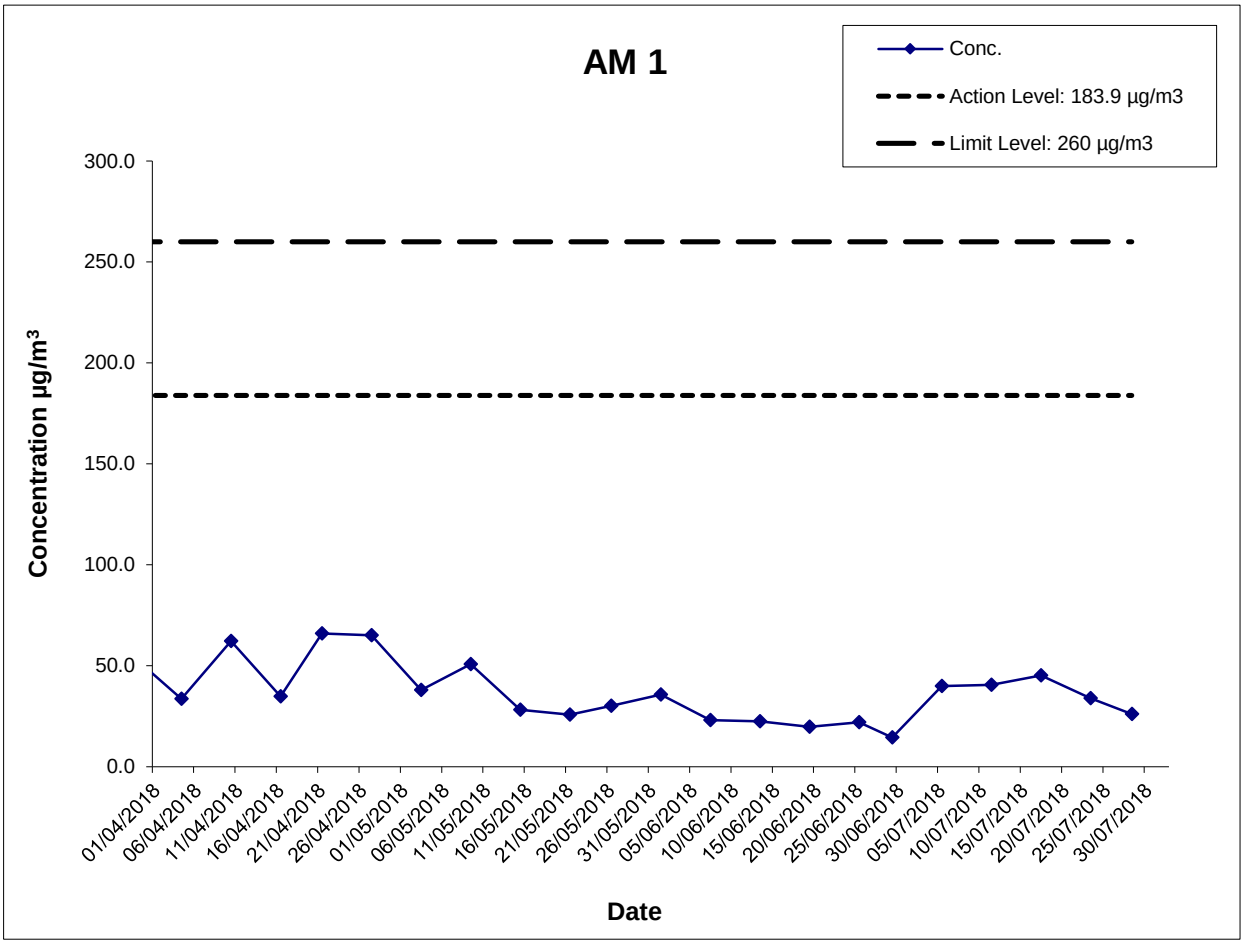
AM 1
Conc.
Action Level: 183.9 µg/m3
Limit Level: 260 µg/m3
Concentration µg/m³
300.0
250.0
200.0
150.0
100.0
50.0
0.0
01/04/2018
06/04/2018
11/04/2018
16/04/2018
21/04/2018
26/04/2018
01/05/2018
06/05/2018
11/05/2018
16/05/2018
21/05/2018
26/05/2018
31/05/2018
05/06/2018
10/06/2018
15/06/2018
20/06/2018
25/06/2018
30/06/2018
05/07/2018
10/07/2018
15/07/2018
20/07/2018
25/07/2018
30/07/2018
Date

Appendix G – Extract of Meteorological Observations for King's Park Automatic Weather Station, July 2018

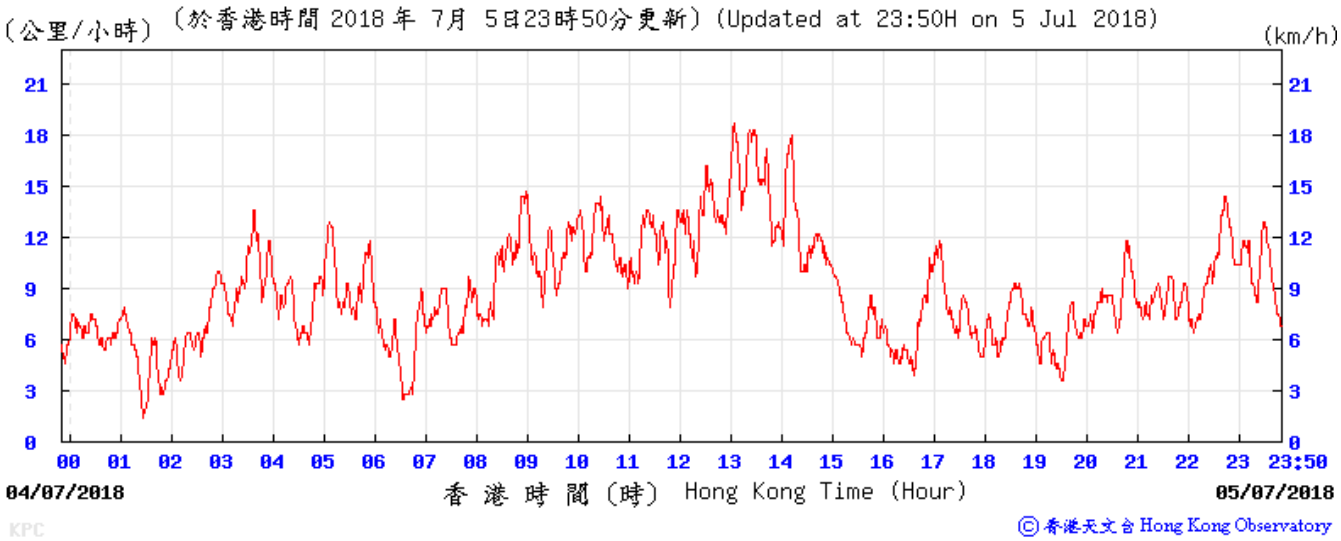

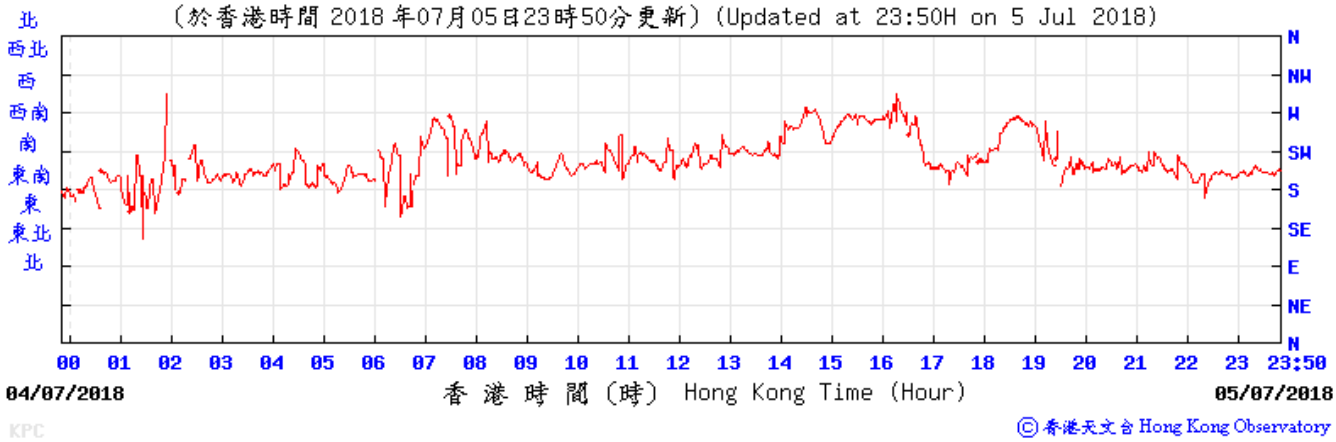

Appendix G – Extract of Meteorological Observations for King's Park Automatic Weather Station, July 2018

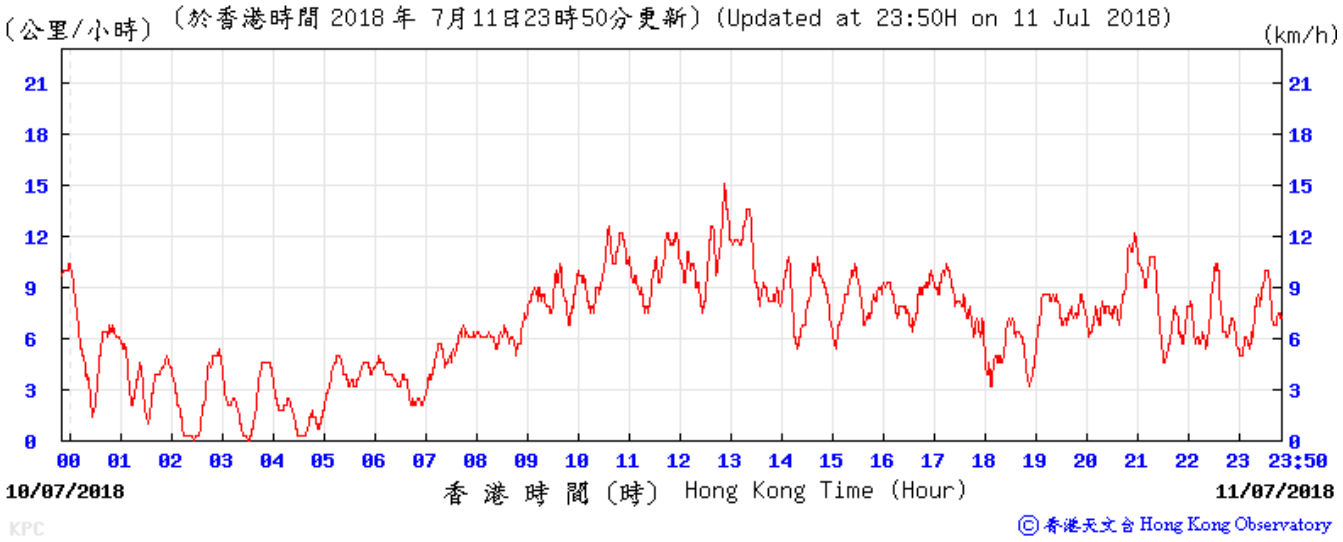

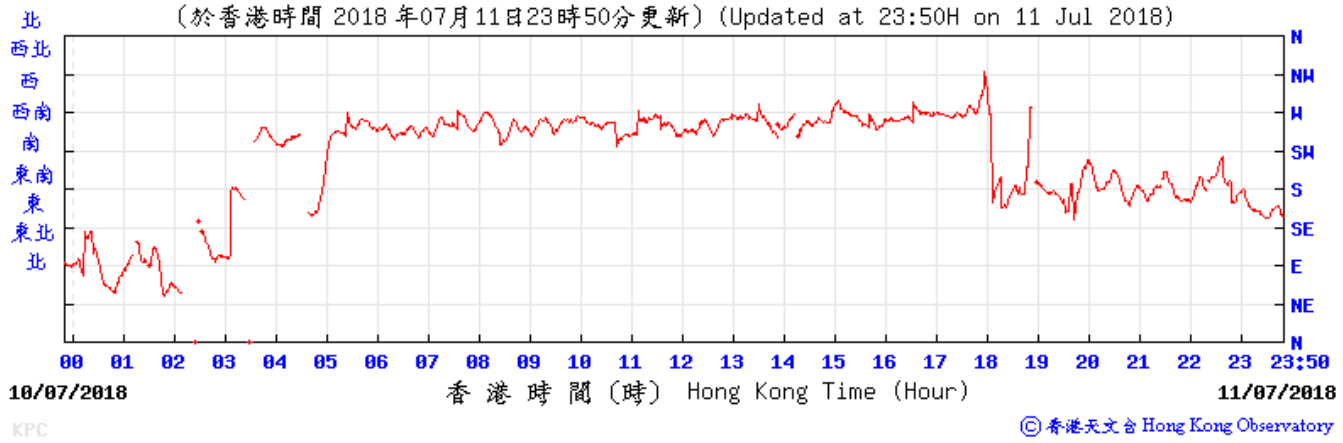

Appendix G – Extract of Meteorological Observations for King's Park Automatic Weather Station, July 2018

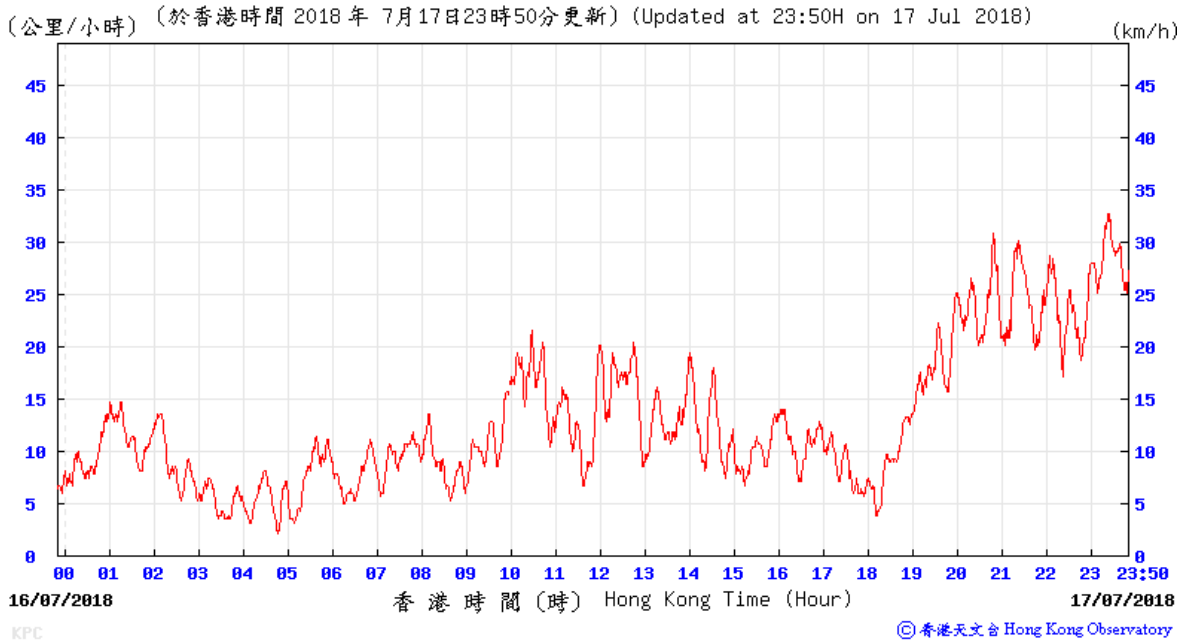

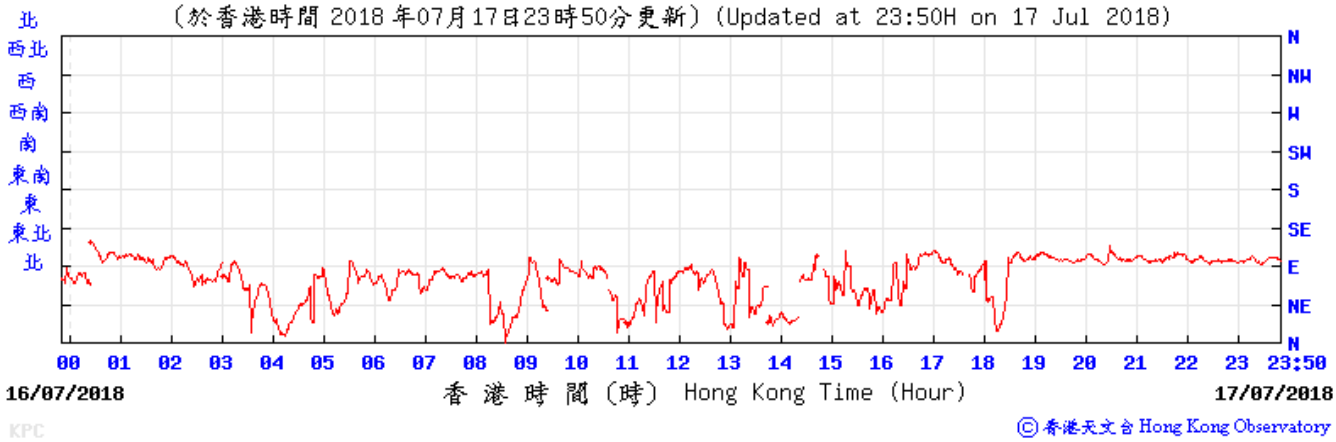

Appendix G – Extract of Meteorological Observations for King's Park Automatic Weather Station, July 2018

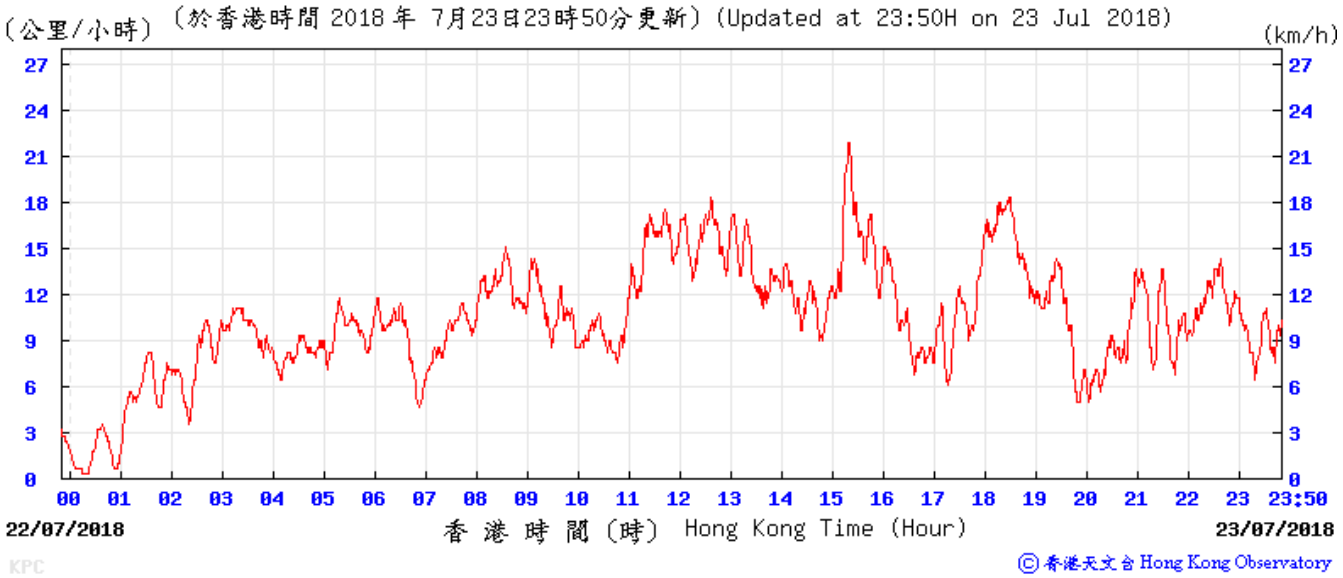

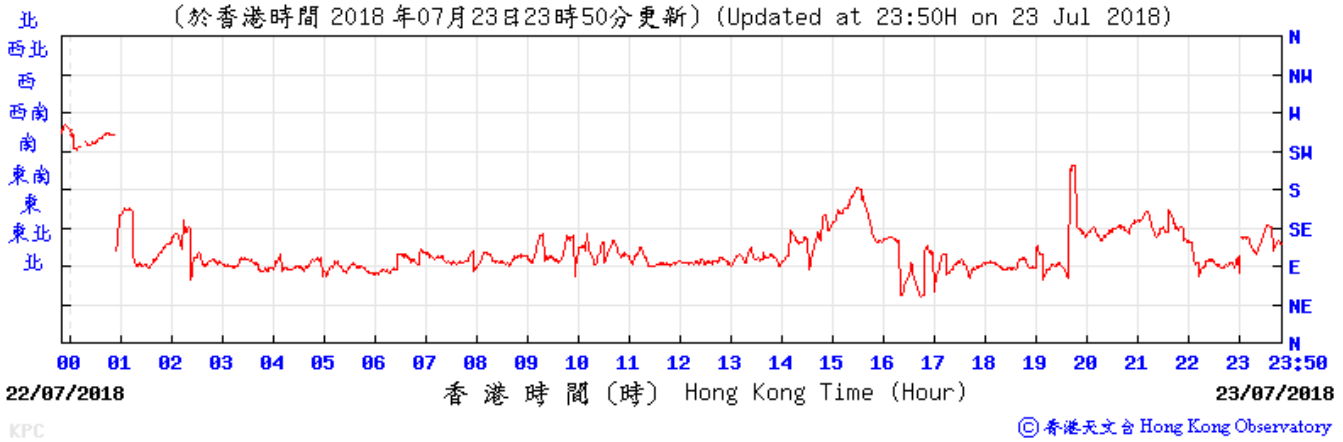

Appendix G – Extract of Meteorological Observations for King's Park Automatic Weather Station, July 2018

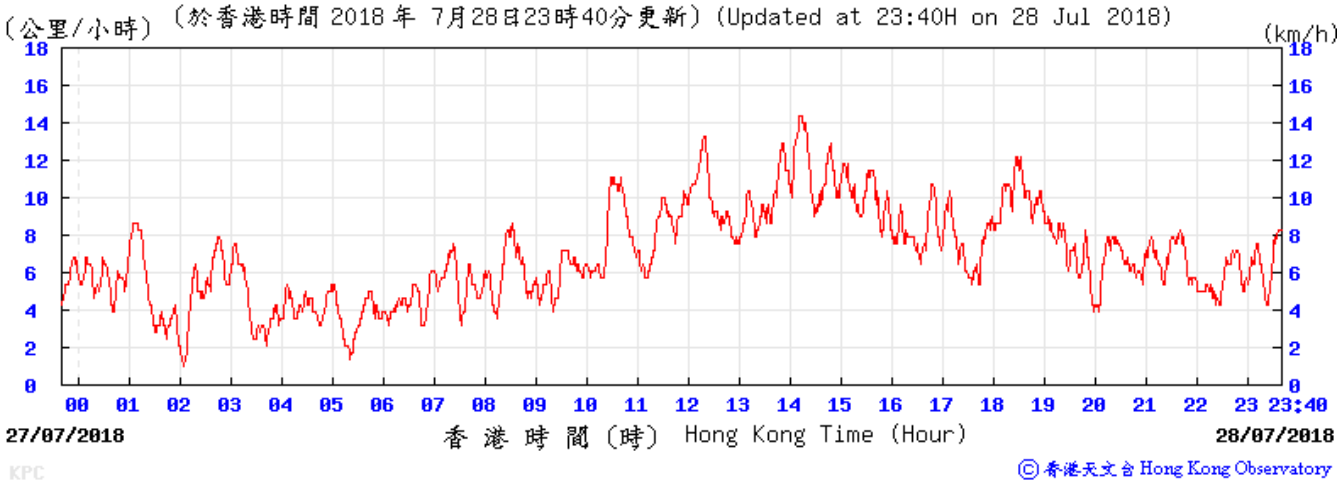

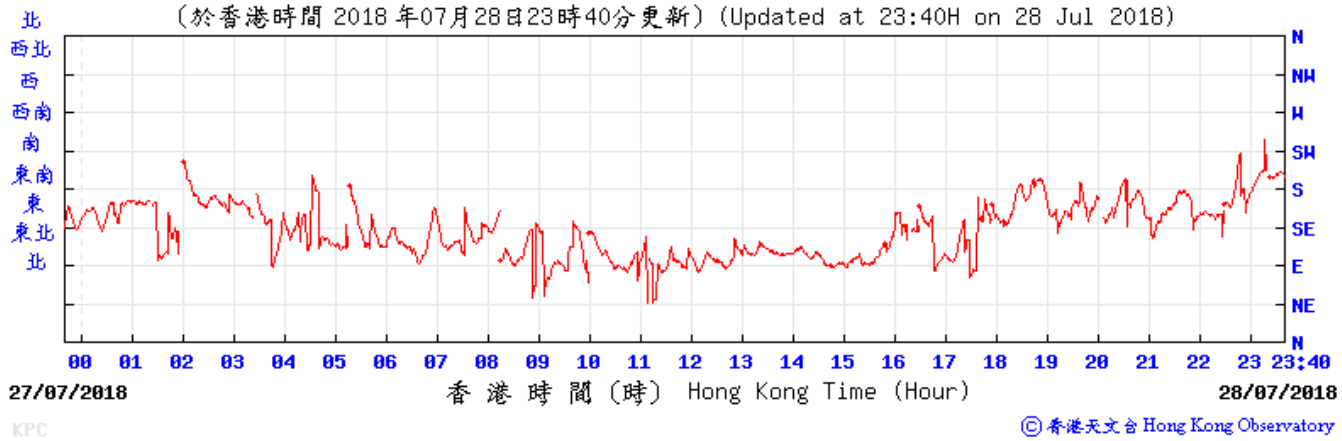

APPENDIX H

Noise Monitoring Results and their Graphical Presentations

Appendix H Regular Construction Noise Monitoring Results

Daytime Noise Monitoring Results at Station NM 1 (Carmel Secondary School (South Block))

Date	Weather Condition	Noise Level for 30-min, dB(A)+				Baseline Corrected Level, dB(A)	Baseline Noise Level, dB(A)	Limit Level, dB(A)	Exceedance (Y/N)
		Time	L90	L10	Leq				
6-Jul-18	Fine	13:40	63.1	67.4	65.9	<Baseline	68.0	70	N
12-Jul-18	Sunny	10:35	63.7	68.1	66.3	<Baseline	68.0	70	N
18-Jul-18	Cloudy	9:50	65.3	69.6	67.4	<Baseline	68.0	70	N
24-Jul-18	Fine	10:45	64.6	68.6	66.8	<Baseline	68.0	70	N
31-Jul-18	Fine	10:40	65.7	69.4	67.2	<Baseline	68.0	70	N

Daytime Noise Monitoring Results at Station NM 2 (No. 234 – 238 Chatham Road North)

Date	Weather Condition	Noise Level for 30-min, dB(A)++				Baseline Corrected Level, dB(A)	Baseline Noise Level, dB(A)	Limit Level, dB(A)	Exceedance (Y/N)
		Time	L90	L10	Leq				
6-Jul-18	Fine	14:02	67.2	72.1	69.8	<Baseline	79.0	75	N
12-Jul-18	Sunny	11:25	66.5	71.2	69.8	<Baseline	79.0	75	N
18-Jul-18	Cloudy	10:45	67.5	71.2	69.4	<Baseline	79.0	75	N
24-Jul-18	Fine	11:30	67.2	72.1	69.8	<Baseline	79.0	75	N
31-Jul-18	Fine	11:29	67.5	71.3	69.2	<Baseline	79.0	75	N

+ - Façade measurement

++ - Free field measurement

Appendix H Regular Construction Noise Monitoring Results

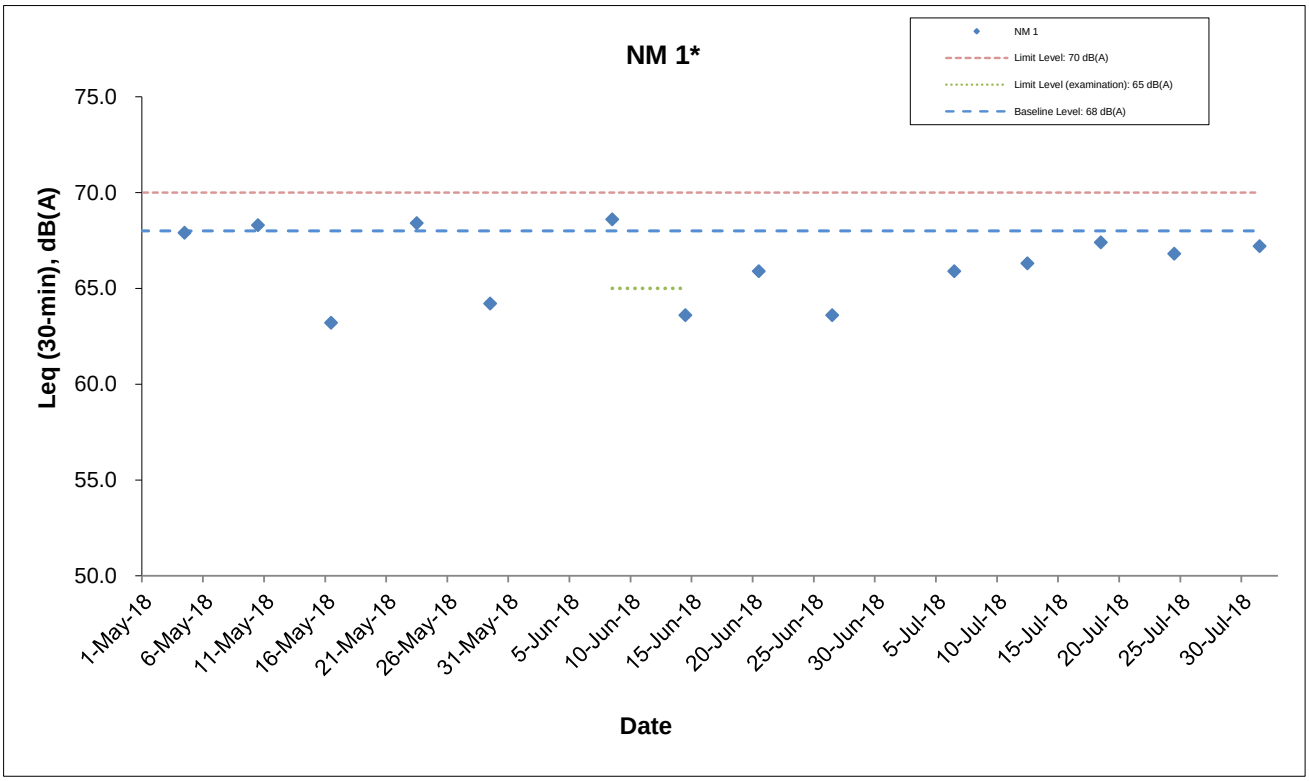

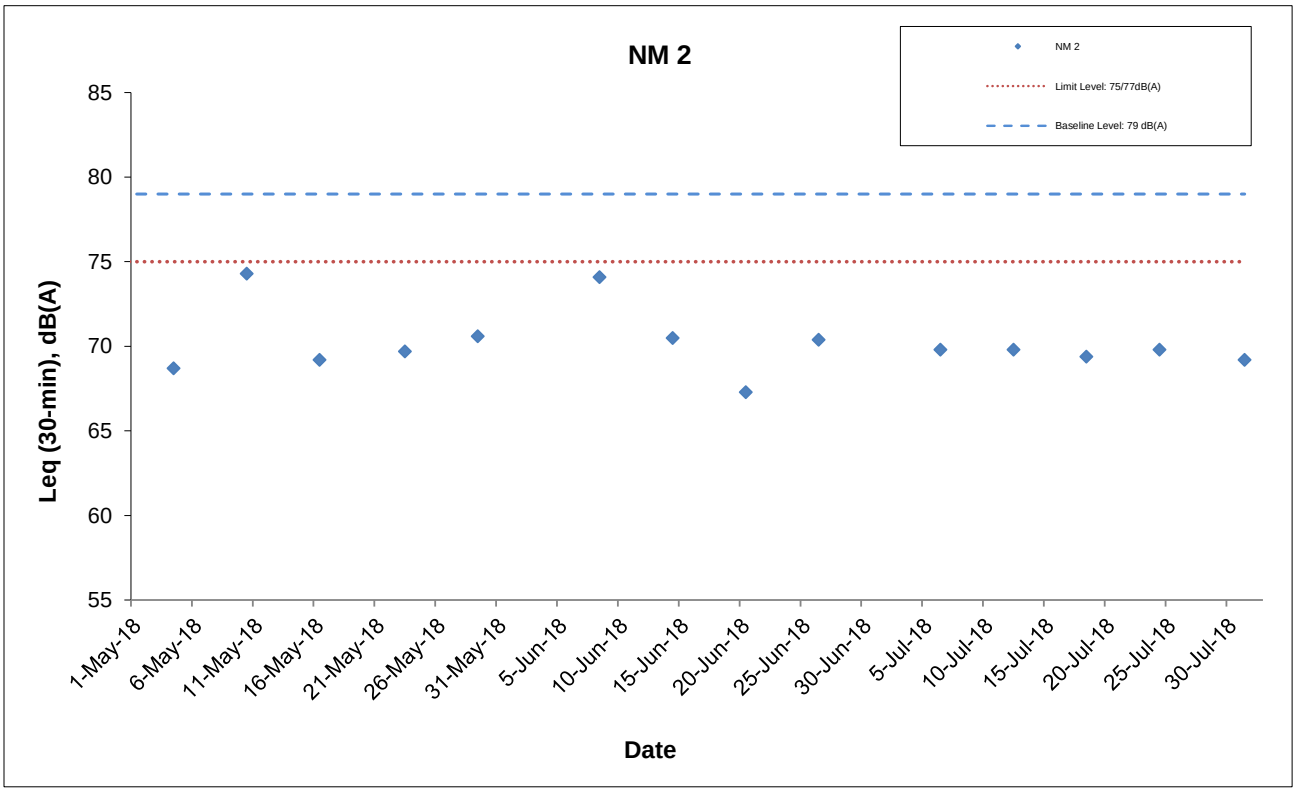

* - The noise monitoring results of the measurements are higher than the daytime construction noise criterion. However, the results are not considered as exceedance if they are either below the baseline level or below the limit level after deducting the baseline noise level.

AECOM	Shatin to Central Link Works Contract 1111-Hung Hom North Approach Tunnels	SCALE	N.T.S.	DATE	Aug-18
		CHECK	TYUT	DRAWN	OYLW
	Graphical Presentations of Noise Monitoring Results	JOB NO.	60284101	APPENDIX H	Rev -

APPENDIX I

Event Action Plan

Appendix I – Event and Action Plan

Event / Action Plan for Construction Dust

EVENT	ACTION			
	ET	IEC	ER	Contractor
ACTION LEVEL				
1. Exceedance for one sample	1. Inform the Contractor, IEC and ER; 2. Discuss with the Contractor and IEC on the remedial measures required; 3. Repeat measurement to confirm findings; 4. Increase monitoring frequency	1. Check monitoring data submitted by the ET; 2. Check Contractor's working method; 3. Review and advise the ET and ER on the effectiveness of the proposed remedial measures.	1. Confirm receipt of notification of exceedance in writing.	1. Identify source(s), investigate the causes of exceedance and propose remedial measures; 2. Implement remedial measures; 3. Amend working methods agreed with the ER as appropriate.

EVENT	ACTION			
	ET	**IEC**	**ER**	**Contractor**
2. Exceedance for two or more consecutive samples	1. Inform the Contractor, IEC and ER; 2. Discuss with the ER, IEC and Contractor on the remedial measures required; 3. Repeat measurements to confirm findings; 4. Increase monitoring frequency to daily; 5. If exceedance continues, arrange meeting with the IEC, ER and Contractor; 6. If exceedance stops, cease additional monitoring.	1. Check monitoring data submitted by the ET; 2. Check Contractor's working method; 3. Review and advise the ET and ER on the effectiveness of the proposed remedial measures.	1. Confirm receipt of notification of exceedance in writing; 2. Review and agree on the remedial measures proposed by the Contractor; 3. Supervise Implementation of remedial measures.	1. Identify source and investigate the causes of exceedance; 2. Submit proposals for remedial measures to the ER with a copy to ET and IEC within three working days of notification; 3. Implement the agreed proposals; 4. Amend proposal as appropriate.

EVENT	ACTION			
	ET	IEC	ER	Contractor
LIMIT LEVEL				
1. Exceedance for one sample	1. Inform the Contractor, IEC, EPD and ER; 2. Repeat measurement to confirm findings; 3. Increase monitoring frequency to daily; 4. Discuss with the ER, IEC and contractor on the remedial measures and assess the effectiveness.	1. Check monitoring data submitted by the ET; 2. Check the Contractor's working method; 3. Discuss with the ET, ER and Contractor on possible remedial measures; 4. Review and advise the ER and ET on the effectiveness of Contractor's remedial measures.	1. Confirm receipt of notification of exceedance in writing; 2. Review and agree on the remedial measures proposed by the Contractor; 3. Supervise implementation of remedial measures.	1. Identify source(s) and investigate the causes of exceedance; 2. Take immediate action to avoid further exceedance; 3. Submit proposals for remedial measures to ER with a copy to ET and IEC within three working days of notification; 4. Implement the agreed proposals; 5. Amend proposal if appropriate.

EVENT	ACTION			
	ET	IEC	ER	Contractor
2. Exceedance for two or more consecutive samples	1. Notify Contractor, IEC, EPD and ER ; 2. Repeat measurement to confirm findings; 3. Increase monitoring frequency to daily; 4. Carry out analysis of the Contractor's working procedures with the ER to determine possible mitigation to be implemented; 5. Arrange meeting with the IEC and ER to discuss the remedial measures to be taken; 6. Review the effectiveness of the Contractor's remedial measures and keep IEC, EPD and ER informed of the results; 7. If exceedance stops, cease additional monitoring.	1. Check monitoring data submitted by the ET; 2. Check the Contractor's working method; 3. Discuss with ET, ER, and Contractor on the potential remedial measures; 4. Review and advise the ER and ET on the effectiveness of Contractor's remedial measures.	1. Confirm receipt of notification of exceedance in writing; 2. In consultation with the ET and IEC, agree with the Contractor on the remedial measures to be implemented; 3. Supervise the implementation of remedial measures; 4. If exceedance continues, consider what portion of the work is responsible and instruct the Contractor to stop that portion of work until the exceedance is abated.	1. Identify source(s) and investigate the causes of exceedance; 2. Take immediate action to avoid further exceedance; 3. Submit proposals for remedial measures to the ER with a copy to the IEC and ET within three working days of notification; 4. Implement the agreed proposals; 5. Revise and resubmit proposals if problem still not under control; 6. Stop the relevant portion of works as determined by the ER until the exceedance is abated.

Event / Action Plan for Regular Construction Noise

EVENT	ACTION			
	ET	IEC	ER	Contractor
Exceedance of Action Level	1. Notify the Contractor, IEC and ER; 2. Discuss with the ER, IEC and Contractor on the remedial measures required; and 3. Increase monitoring frequency to check mitigation effectiveness.	1. Review the investigation results submitted by the contractor; and 2. Review and advise the ET and ER on the effectiveness of the remedial measures proposed by the Contractor.	1. Confirm receipt of notification of complaint in writing; 2. Review and agree on the remedial measures proposed by the Contractor; and 3. Supervise implementation of remedial measures.	1. Investigate the complaint and propose remedial measures; 2. Report the results of investigation to the IEC, ET and ER; 3. Submit noise mitigation proposals to the ER with copy to the IEC and ET within 3 working days of notification; and 4. Implement noise mitigation proposals.

EVENT	ACTION			
	ET	IEC	ER	Contractor
Exceedance of Limit Level	1. Notify the Contractor, IEC, EPD and ER ; 2. Repeat measurement to confirm findings; 3. Increase monitoring frequency; 4. Carry out analysis of Contractor's working procedures to determine possible mitigation to be implemented; 5. Arrange meeting with the IEC and ER to discuss the remedial measures to be taken; 6. Inform IEC, ER and EPD the causes and actions taken for the exceedances 7. Review the effectiveness of Contractor's remedial measures and keep IEC, EPD and ER informed of the results; and 8. If exceedance stops, cease additional monitoring.	1. Check monitoring data submitted by the ET; 2. Check the Contractor's working method; 3. Discuss with the ER, ET and Contractor on the potential remedial measures; and 4. Review and advise the ET and ER on the effectiveness of the remedial measures proposed by the Contractor.	1. Confirm receipt of notification of failure in writing; 2. In consultation with the ET and IEC, agree with the Contractor on the remedial measures to be implemented; 3. Supervise the implementation of remedial measures; and 4. If exceedance continues, consider what portion of the work is responsible and instruct the Contractor to stop that portion of work until the exceedance is abated.	1. Identify source and investigate the causes of exceedance; 2. Take immediate action to avoid further exceedance; 3. Submit proposals for remedial measures to the ER with copy to the IEC and ET within 3 working days of notification; 4. Implement the agreed proposals; 5. Revise and resubmit proposals if problem still not under control; and 6. Stop the relevant portion of works as determined by the ER until the exceedance is abated.

Event / Action Plan for Continuous Construction Noise

EVENT	ACTION			
	ET	IEC	ER	CONTRACTOR
Action/Limit Level	1. Identify source ; 2. Repeat measurement. If two consecutive measurements exceed Action/Limit Level, the exceedance is then confirmed; 3. If exceedance is confirmed, notify IEC, ER and Contractor; 4. Investigate the cause of exceedance and check Contractor's working procedures to determine possible mitigation to be implemented; 5. Discuss jointly with the IEC, ER and Contractor and formulate remedial measures; and 6. Assess effectiveness of Contractor's remedial actions and keep IEC and ER informed of the results.	1. Check monitoring data submitted by the Works Contract 1111 ET; 2. Check the Contractor's working method; 3. Discuss with the ER, Works Contract 1111 ET and Contractor on the potential remedial measures; and 4. Review and advise the Works Contract 1111 ET and ER on the effectiveness of the remedial measures proposed by the Contractor.	1. Confirm receipt of notification of exceedance in writing; 2. In consultation with the Works Contract 1111 ET and IEC, agree with the Contractor on the remedial measures to be implemented; 3. Ensure the proper implementation of remedial measures; and 4. If exceedance continues, consider what portion of the work is responsible and instruct the Contractor to stop that portion of work until the exceedance is abated.	1. Identify source with the Works Contract 1111 ET; 2. If exceedance is confirmed, investigation the cause of exceedance and take immediate action to avoid further exceedance; 3. Submit proposals for remedial measures to the ER with copy to the IEC and ET of notification; 4. Implement the agreed proposals; 5. Liaise with ER to optimize the effectiveness of the agreed mitigation; 6. Revise and resubmit proposals if problem still not under control; and 7. Stop the relevant portion of works as determined by the ER until the exceedance is abated.

Event / Action Plan for Landscape and Visual during Construction Stage

EVENT	ET	IEC	ER	Contractor
ACTION LEVEL				
Non-conformity on one occasion	1. Inform the Contractor, the IEC and the ER 2. Discuss remedial actions with the IEC, the ER and the Contractor 3. Monitor remedial actions until rectification has been completed	1. Check inspection report 2.Check the Contractor's working method 3. Discuss with the ET, ER and the Contractor on possible remedial measures 4.Advise the ER on effectiveness of proposed remedial measures.	1. Confirm receipt of notification of non-conformity in writing 2.Review and agree on the remedial measures proposed by the Contractor 3. Supervise implementation of remedial measures	1. Identify Source and investigate the non-conformity 2. Implement remedial measures 3.Amend working methods agreed with the ER as appropriate 4. Rectify damage and undertake any necessary replacement
Repeated Non-conformity	1. Identify source 2. Inform the Contractor, the IEC and the ER 3. Increase inspection frequency 4. Discuss remedial actions with the IEC, the ER and the Contractor 5. Monitor remedial actions until rectification has been completed 6. If non-conformity stops, cease additional monitoring	1. Check inspection report 2.Check the Contractor's working method 3. Discuss with the ET and the Contractor on possible remedial measures 4.Advise the ER on effectiveness of proposed remedial measures	1. Notify the Contractor 2. In consultation with the ET and IEC, agree with the Contractor on the remedial measures to be implemented 3. Supervise implementation of remedial measures.	1. Identify Source and investigate the non-conformity 2. Implement remedial measures 3. Amend working methods agreed with the ER as appropriate 4. Rectify damage and undertake any necessary replacement. Stop relevant portion of works as determined by the ER until the non-conformity is abated.

APPENDIX J

Cumulative Statistics of Complaints, Notification of Summons and Successful Prosecutions

Appendix J

Cumulative Statistics on Complaints, Notifications of Summons and Successful Prosecutions

	Date Received	Subject	Status	Total no. received in this month	Total no. received since project commencement
Environmental complaints	-	-	-	0	2
Notification of summons	-	-	-	0	0
Successful Prosecutions	-	-	-	0	0

APPENDIX K

Waste Flow Table

Appendix K Monthly Summary Waste Flow Table

Month	Actual Quantities of Inert C&D Materials Generated Monthly (Note 1)														Actual Quantities of Non-inert C&D Materials (i.e. C&D Wastes) Generated Monthly					Actual Quantities of Marine Dumping Monthly	
	Generated					Disposed				Reused					Recycled			Disposed		Disposed	
	Fill Material	Artificial Material			Total Quantity Generated	Disposed as Public Fills at TKO137	Disposed as Public Fills at TM38	Disposed as Public Fills at CWPFBP	Total Quantity Disposal	Reused in the Contract	Reused in other Projects		Delivered to HH Barging Point (Note 5)	Total Quantity Reused	Metals	Paper/ cardboard packaging (Note 3)	Plastics	Chemical Waste	General Refuse (Note 2)	Disposed as MD at HH Barging Point	
	Soil and Rock	Broken Concrete	Asphalt	Building Debris							Tolo	WIL 705								Type 1	Type 2
Unit	('000m^3)	('000m^3)	('000m$^{3)}$	('000m$^{3)}$	('000m^3)	('000m^3)	('000m^3)	('000m^3)	('000m^3)	('000m^3)	('000m^3)	('000m^3)	('000m^3)	('000m^3)	('000Kg)	('000Kg)	('000Kg)	('000Kg)	('000Kg)	('000m^3)	('000m^3)
Jan	1.208	0.000	0.000	0.000	1.208	0.206	0.022	0.000	0.228	0.000	0.000	0.000	0.979	0.979	0.000	0.000	5.500	0.000	40.090	0.000	0.000
Feb	0.584	0.000	0.000	0.000	0.584	0.189	0.221	0.000	0.410	0.000	0.000	0.000	0.173	0.173	0.000	0.000	0.000	0.000	57.400	0.000	0.000
Mar	0.863	0.000	0.000	0.000	0.863	0.010	0.854	0.000	0.863	0.000	0.000	0.000	0.000	0.000	0.000	0.000	0.000	0.000	84.000	0.000	0.000
Apr	0.155	0.000	0.000	0.000	0.155	0.022	0.133	0.000	0.155	0.000	0.000	0.000	0.000	0.000	0.000	0.000	0.002	0.000	93.690	0.000	0.000
May	0.239	0.000	0.000	0.000	0.239	0.009	0.229	0.000	0.239	0.000	0.000	0.000	0.000	0.000	0.000	0.000	0.000	0.000	83.680	0.000	0.000
Jun	0.420	0.000	0.000	0.000	0.420	0.014	0.406	0.000	0.420	0.000	0.000	0.000	0.000	0.000	0.000	0.000	0.000	0.000	29.970	0.000	0.000
SUB-TOTAL	3.468	0.000	0.000	0.000	3.468	0.450	1.866	0.000	2.315	0.000	0.000	0.000	1.153	1.153	0.000	0.000	5.502	0.000	388.830	0.000	0.000
Jul	0.004	0.000	0.000	0.000	0.004	0.004	0.000	0.000	0.004	0.000	0.000	0.000	0.000	0.000	0.000	0.000	0.000	0.000	33.130	0.000	0.000
Aug																					
Sep																					
Oct																					
Nov																					
Dec																					
2018 TOTAL	3.471	0.000	0.000	0.000	3.471	0.453	1.866	0.000	2.319	0.000	0.000	0.000	1.153	1.153	0.000	0.000	5.502	0.000	421.960	0.000	0.000

Note:

1. Assume the density of fill is 2 ton/m^3.
2. Refuses disposed of at North East New Territories (NENT) Landfill.
3. Assume the weight of recycled papers is 7 kg/bag.
4. Public fills disposed of at Tseung Kwan O Area 137 Fill Bank (TKO137), Tuen Mun Area 38 Fill Bank (TM38) and Chai Wan Public Fill Barging Point (CWPFBP).
5. Public fills was delivered to Hung Hom Barging Point and handled by the Contractor of SCL1112 in the period of 1 January 2015 to 1 August 2015 and handled by the Contractor of SCL1121 started from 3 August 2015.

Appendix C

66th Monthly EM&A Report for Works Contract 1103 – Hin Keng to Diamond Hill Tunnels

MTR Corporation Limited

Shatin to Central Link – Tai Wai to Hung Hom Section

Monthly EM&A Report No. 66

[Period from 1 to 31 July 2018]

Works Contract 1103 – Hin Keng to Diamond Hill Tunnels

(August 2018)

Certified by: Jacky Chan

Position: Environmental Team Leader

Date: 10 August 2018

MTR Corporation Limited

SCL1103 Hin Keng to Diamond Hill Tunnels Construction Stage - Environmental Services

Monthly Environmental Monitoring and Audit Report – July 2018

228105-27

August 2018

This report takes into account the particular instructions and requirements of our client.

It is not intended for and should not be relied upon by any third party and no responsibility is undertaken to any third party.

Job number 228105-27

Ove Arup & Partners Hong Kong Ltd
Level 5 Festival Walk
80 Tat Chee Avenue
Kowloon Tong
Kowloon
Hong Kong
www.arup.com

ARUP

Contents

Page

1 Environmental Status 6
1.1 Project Background 6
1.2 Construction Programme 6
1.3 Work Undertaken During the Reporting Month 6
1.4 Project Organization 7
1.5 Project Area and Environmental Monitoring locations 7
1.6 Impact Monitoring Schedule 7
1.7 Status of Environmental Licensing and Permitting 8
1.8 Purpose of the Report 8

2 Implementation Status 9
2.1 Implementation Status of Mitigation Measures 9
2.2 Updated Implementation Schedule 9

3 Air Quality Monitoring 10
3.1 Air Quality Monitoring Requirements 10
3.2 Air Quality Monitoring Methodology 11
3.3 Monitoring Results and Observations 13

4 Noise Monitoring 14
4.1 Noise Monitoring Requirements 14
4.2 Noise Monitoring Methodology 15
4.3 Monitoring Results and Observations 16

5 Landscape and Visual Monitoring 18
5.1 Introduction 18
5.2 Mitigation Measures 18

6 Waste Disposal 19

7 Cultural Heritage 20

8 Hazard 21

9 Environmental Performance 22
9.1 Environmental Site Inspection 22
9.2 Summary of Environmental Complaint 23
9.3 Summary of Environmental Non-Compliance 23
9.4 Summary of Environmental Summon and Successful Prosecution 24

10 Future Key Issues 25

10.1 Key Issues for the Coming Month 25
10.2 Environmental Monitoring Program for the Coming Month 25
10.3 Construction Program for the Coming Month 25

11 Conclusions and Recommendations 26

11.1 Conclusions 26
11.2 Recommendations 26

12 Reference 28

Figures

Figure 1.1: Locations of Project Works Areas – General Site Layout of Hing Keng Works Area (Sheet 1 of 6)
Figure 1.2: Locations of Project Works Areas – General Site Layout of Diamond Hill Works Area (Sheet 2 of 6)
Figure 1.3: Locations of Project Works Areas – Site layout Plan of Fung Tak EAP/EEP (Sheet 3 of 6)
Figure 1.4: Locations of Project Works Areas – Site Layout Plan of Ma Chai Hang Shaft (Sheet 4 of 6)
Figure 1.5: Locations of Project Works Areas – General Site Layout of Shui Chuen O Works Area (Sheet 5 of 6)
Figure 1.6: Locations of Project Works Areas – General Alignment of Contract 1103 (Sheet 6 of 6)
Figure 1.7: Project Organisation – Environmental Management
Figure 1.8: Location of Dust Monitoring Stations (Sheet 1 of 3)
Figure 1.9: Location of Dust Monitoring Stations (Sheet 2 of 3)
Figure 1.10: Location of Dust Monitoring Stations (Sheet 3 of 3)
Figure 1.11: Location of Noise Sensitive Receiver (Construction Airborne Noise) (Sheet 1 of 3)
Figure 1.12: Location of Noise Sensitive Receiver (Construction Airborne Noise) (Sheet 2 of 3)
Figure 1.13: Location of Noise Sensitive Receiver (Construction Airborne Noise) (Sheet 3 of 3)

Appendices

Appendix A: Construction programme

Appendix B: Environmental Monitoring Programme in the Reporting Month

Appendix C: Environmental Mitigation Implementation Schedule (EMIS)

Appendix D: Calibration Certificates for Air Monitoring Equipment

Appendix E: Dust Results

Appendix F: Wind Data

Appendix G: Calibration Certificates of Noise Monitoring Equipment

Appendix H: Noise Results

Appendix I: Event/Action Plan for Air Quality, Airborne Noise and Landscape and Visual

Appendix J: Monthly Waste Flow Table

Appendix K: Environmental Monitoring Programme for Coming Month

Appendix L: Cumulative Log for Complaints, Notifications of Summons and Successful Prosecutions

Executive Summary

This is the sixty sixth Environmental Monitoring and Audit (EM&A) report prepared by Ove Arup & Partners Hong Kong Limited (Arup), the designated Environmental Team (ET), for the Project "SCL1103 Hin Keng to Diamond Hill Tunnels". Construction works of this works contract commenced on 14 February 2013 and this report presents the results of EM&A works conducted in the month of July 2018 (1 to 31 July 2018).

In the reporting month, the following activities took place for the Project:

- C&S Works in Fung Tak;
- C&S and ABWF Works at Ma Chai Hang; and
- Storage Area at Shui Chuen O.

Air Quality and noise monitoring were performed and the results were checked and reviewed. Site audits were conducted on a weekly basis. The implementation of the environmental mitigation measures, Event and Action Plans and environmental complaint handling procedures were checked.

Impact monitoring was carried out at 2 air quality and 2 noise monitoring stations during the reporting month.

Environmental Monitoring Works – Breaches of Action and Limit Levels

Air Quality

All measured 24-hour TSP concentrations in the reporting month were below the Action and Limit Levels.

Noise

No exceedence of Action / Limit Level of regular construction noise was recorded during the reporting month.

Landscape and Visual Audit

Landscape and visual site audits in accordance with the requirements stipulated in the EM&A manual were conducted in the reporting month. Based on the site inspections, no substantial change of Landscape Resources, Landscape Character Areas and Visual Sensitive Receivers was noted.

Waste Disposal

Inert C&D Materials with an actual amount of 249 m^3 were generated and disposed of at public fill in TKO137FB/TM38FB and 72 m^3 of general refuse was generated and disposed of at NENT/SENT/WENT landfill. 19,184 kg of metal was generated.

Hazard

No blasting activity was carried out during the reporting month.

Environmental Auditing

A total of 4 environmental site audits were conducted on a weekly basis in the reporting month. The first site inspection was on 5 July 2018 and the final was undertaken on 26 July 2018. An IEC joint site audit was undertaken on 19 July 2018. No non-conformance to the environmental requirements was identified during the reporting period.

Complaint Log

No complaints were received during the reporting period.

Notifications of Summons and Successful Prosecutions

No summons or prosecution related to the environmental issues were made against the Project in the reporting period.

Reporting Changes

There were no reporting changes during the reporting month.

Future Key Issues

Waste management is a key environmental issue. The waste management plan should be strictly followed in accordance with the requirements described in the EIA report.

Water Quality impact is also a key environmental issue. The drainage system should be well maintained. All wastewater generated within the site shall be collected and treated prior to discharge.

Construction noise is also a key environmental issue. The implemented construction noise mitigation measures should also be maintained and improved as necessary. Especially in restricted hours, the conditions stipulated in the CNPs should be strictly followed when the construction works were carried out during restricted hours.

Construction dust is also key environmental issue. The implemented construction dust mitigation measures including covering of exposed slope / soil with tarpaulin sheet etc., should be maintained and improved as necessary. Adequate water spraying should be provided for the unpaved area to minimize dust disturbance.

1 Environmental Status

1.1 Project Background

The Shatin to Central Link – Tai Wai to Hung Hom Section (hereafter referred to as SCL (TAW-HUH)) is an extension of the Ma On Shan Line and is approximately 11 km long. It links up with the West Rail Line at Hung Hom forming a strategic east-west rail corridor. It is a Designated Project under the Environmental Impact Assessment Ordinance (Cap. 499) (EIAO).

The construction of the SCL (TAW-HUH) has been divided into a series of civil construction Works Contracts and this Works Contract 1103 covers the construction of the tunnels between Diamond Hill (DIH) and Hin Keng (HIK).

1.2 Construction Programme

An up-to-date rolling construction programme is attached in **Appendix A**.

1.3 Work Undertaken During the Reporting Month

The major construction activities carried out by the Contractor in the reporting month are summarized in **Table 1.1**. Location of the works area is indicated in **Figures 1.1** to **1.6**. The structure of the project organisation in relation to the environmental management is shown in **Figure 1.7**. Contacts of key environmental staff of the Project are shown in **Table 1.2**.

Table 1.1 Construction Activities in the Reporting Month

Locations [1]	**Major Works Undertaken**
Fung Tak	C&S Works
Ma Chai Hang	C&S Works and ABWF Works
Shiu Chuen O	Storage Area

1.4 Project Organization

Contacts of key environmental staff of the Project and are shown in **Table 1.2**.

Table 1.2 Contacts of Key Environmental Staff

Organisation	Name	Telephone
Project Proponent: MTRC Engineer's Representative SCL Project-wide Environmental Team Leader	 Sammi Wong Lisa Poon	 3767 0268 2688 1283
Independent Environmental Checker: Meinhardt Infrastructure & Environment Ltd. Independent Environmental Checker	Fredrick Leong	2859 1739
Contractor: VINCI Construction Grands Projets Project Director IMS Manager	 Francois Dudouit Keith Lee	 3765 5610 3765 5657
Contractor's Environmental Team: Ove Arup & Partners Hong Kong Ltd. Designated Environmental Team Leader for Works Contract 1103	Jacky Chan	2268 5292

1.5 Project Area and Environmental Monitoring locations

The Project area is shown in **Figures 1.1** to **1.6**, while **Table 1.3** and **Figures 1.8** to **1.13** show the names and locations of the monitoring stations.

Table 1.3 Summary of Air Quality and Noise Monitoring Stations

ID	Premise
Air Quality	
DMS-1	C.U.H.K.A.A. Thomas Cheung School
DMS-2	Price Memorial Catholic Primary School
DMS-3(Note 2) / DMS-4(Note 3)	Hong Kong Sheng Kung Hui Nursing Home (Note 1)
Noise	
NMS-CA-1	C.U.H.K.A.A. Thomas Cheung School
NMS-CA-2	Price Memorial Catholic Primary School
NMS-CA-3(Note 2) / NMS-CA-4(Note 3)	Hong Kong Sheng Kung Hui Nursing Home

Notes:

Note 1: Hong Kong Sheng Kung Hui Nursing Home was selected as an alternative monitoring location to Shek On House.

Note 2: Station ID as identified in approved EM&A Manual / EIA Report for SCL (TAW - HUH).

Note 3: Station ID as identified in approved EM&A Manual / EIA Report for SCL (HHS).

1.6 Impact Monitoring Schedule

Environmental monitoring and audit was carried out in accordance with the requirements stipulated in the EM&A Manual. Air quality and noise monitoring as well as weekly site audit schedule for the reporting month with respect to the construction programme is shown in **Appendix B**.

1.7 Status of Environmental Licensing and Permitting

All permits/licences for the reporting month are summarised in **Table 1.4**. They are all properly kept by the contactor at their site office.

Table 1.4 Summary of Environmental Licensing Status

Types of Permits / Licenses	Reference No.	Site	Valid from	Valid to
Environmental Permit	EP-438/2012/K	All	4 Oct 2016	Throughout the Contract
Discharge License under WPCO	WT00029963-2017	Hin Keng	1 March 2018	31 Dec 2022
	WT00029952-2017	Hin Keng	1 March 2018	31 Dec 2022
	WT00015513-2013	Ma Chai Hang	2 Apr 2013	Superseded, EPD processing renewal
	WT00015430-2013	Fung Tak	18 Mar 2013	Superseded, EPD processing renewal
Notification of Construction Works under the Air Pollution Control (Construction Dust) Regulation	351345	All	22 Oct 2012	NA
Construction Noise Permit (CNP)	GW-RE0976-17	Ma Chai Hang	3 Jan 2018	2 July 2018
	GW-RE0004-18	Fung Tak	20 Jan 2018	19 July 2018
Chemical Waste Producer Registration	5213-759-V2179-01	Hin Keng	13 Dec 2012	Throughout the Contract
	5213-281-V2179-03	Fung Tak	28 Feb 2013	Throughout the Contract
	5213-282-V2180-02	Ma Chai Hang	18 Mar 2013	Throughout the Contract
Billing Account for Disposal of Construction Waste	7016250	All	2 Nov 2012	Throughout the Contract

1.8 Purpose of the Report

The purpose of this monthly EM&A report is to provide the information on monitoring methodology, monitoring results, environmental permit status, site audit findings, recommendations and conclusions during the construction of this works contract for the EM&A conducted during the construction period. This is the sixty sixth monthly EM&A report summarising the monitoring methodology, locations, periods, frequencies, results and any observation from the air quality, noise, ecology, waste management, landscape and visual monitoring and environmental site audit from 1 to 31 July 2018.

2 Implementation Status

2.1 Implementation Status of Mitigation Measures

During weekly site inspections, the environmental protection, and pollution control/mitigation measures in accordance with the requirements stipulated in the EIA were observed. The key observations and ET's corresponding recommendations while the Contractor's response and follow-up status are described in **Section 7.1**.

2.2 Updated Implementation Schedule

According to the Environmental Permit, the mitigation measures detailed in the permits are required to be implemented. The Implementation Schedule of Mitigation Measures was inspected during the weekly site inspections in reporting month. The details of the findings/observations are described in **Section 7.1**. An updated summary of the Implementation Schedule of Mitigation Measures is presented in **Appendix C**. The status of the required submissions under the Environmental Permit (EP) of the reporting period is presented in **Table 2.1**.

Table 2.1 Status of Required Submissions under the EP

EP Condition	Submission	Submission Date
Condition 3.4	Monthly EM&A Report (June 2018)	13 July 2018

3 Air Quality Monitoring

3.1 Air Quality Monitoring Requirements

Monitoring Parameters

Regular 24-hour TSP levels shall be monitored during the construction stage while 1-hour TSP levels shall be required to monitor in case of complaints received.

Monitoring Frequency

The monitoring frequency is summarised in **Table 3.1**.

Table 3.1 Air quality monitoring parameters and frequency

Parameters	Monitoring Frequency
24-hour TSP	Once every 6 days
1-hour TSP	3 times every 6 days (as required in case of complaints)

Monitoring Locations

In accordance with the EM&A Manual and the subsequent Baseline Monitoring Report, three air quality monitoring locations during construction stage are required. The locations of the three air quality monitoring stations are shown below in **Table 3.2**:

Table 3.2 Air Quality Monitoring Locations

ID	Premise
DMS -1	C.U.H.K.A.A. Thomas Cheung School (Note 5)
DMS -2	Price Memorial Catholic Primary School
DMS-3(Note 2) / DMS-4(Note 3)	Hong Kong Sheng Kung Hui Nursing Home (Note 1) (Note 4)

Notes:

Note 1: Hong Kong Sheng Kung Hui Nursing Home was selected as an alternative monitoring location to Shek On House.

Note 2: Station ID as identified in approved EM&A Manual / EIA Report for SCL (TAW - HUH).

Note 3: Station ID as identified in approved EM&A Manual / EIA Report for SCL (HHS).

Note 4: The associated monitoring was carried out under Works Contract SCL1106 since October 2016.

Note 5: The cessation of monitoring works at DMS-1 was approved by EPD in Mid-July. The last monitoring date was 16 July 2018.

Wind Monitoring

Wind monitoring data including wind speed and wind directions shall be collected from Hong Kong Observatory – Kai Tak and Sha Tin Meteorological Stations and shown in **Appendix F**.

Environmental /Quality Performance Limits

The monitoring results will be checked against the Action and Limit levels described in the Baseline Monitoring Report, of which they are excerpted and summarised in **Tables 3.3** and **3.4.**

Table 3.3 Action and Limit Level for Air Quality Monitoring of 24-hour TSP level

Level	Air Monitoring Stations		
	DMS-1	DMS-2	DMS-3 / DMS-4
Action Level, μg/m^3	148.7	167.4	159.1
Limit Level, μg/m^3	260		

Table 3.4 Action and Limit Level for Air Quality Monitoring of 1-hour TSP level

Level	Air Monitoring Stations		
	DMS-1	DMS-2	DMS-3 / DMS-4
Action Level, μg/m^3	283.9	276.2	278.4
Limit Level, μg/m^3	500		

Note:
Note 1: 1-hr TSP monitoring would be required in case of receiving complaints.

3.2 Air Quality Monitoring Methodology

3.2.1 Monitoring Equipment

High Volume Sampler (HVS) was used to monitor the 24-hour TSP. **Table 3.5** shows the equipment used for the air quality monitoring.

Table 3.5 Air Quality Equipment List for Impact Air Quality Monitoring

Equipment	Manufacturer & Model No	Measurement Parameter	Serial No.
High Volume Sampler	TE-5170	24-hour TSP	3761, 3763
Fibreglass Filter	G810		-
HVS Calibration Kit	TE-5025A		2421

3.2.2 Maintenance and Calibration

High Volume Sampler

The HVSs and their accessories were frequently checked and maintained in accordance with the manufacturer's operation and maintenance manual. The maintenance included checking of supporting screen and gasket, as well as routine replacement of motor carbon brushes for the blower motor. The power cords and power supply were checked each time before sampling to ensure proper operation.

The HVSs were calibrated at 2-month intervals using TE-5025A calibration kit which is re-calibrated by the manufacturer after one year of use. The calibration spreadsheets of the HVSs and calibration certificate of the calibration kit are provided in **Appendix D**.

3.2.3 Monitoring Procedures

High Volume Sampler

Specifications of the HVS are as follows:

- 0.6 – 1.7 m^3/min (20 – 60SCFM);

- Equipped with a timing/control device with +/- 5 minutes accuracy for 24 hour operation;
- Installed with elapsed time meter with +/- 2 minutes accuracy for 24 hour operation;
- Capable of providing a minimum exposed area of 406 cm^2 ($63in^2$);
- Flow control accuracy: +/-2.5% deviation over 24-hour sampling period;
- Equipped with a shelter to protect the filter and sampler;
- Incorporated with an electronic mass flow rate controller or other equivalent devices;
- Equipped with a flow recorder for continuous monitoring;
- Provided with a peaked roof inlet;
- Incorporated with a manometer;
- Able to hold and seal the filter paper to the sampler housing at horizontal position;
- Easy to change the filter; and
- Capable of operating continuously for 24-hour period.

The HVSs were equipped with an electronic mass flow controller and calibrated against a traceable standard at regular intervals. All equipment, calibration kit and filter papers were clearly labelled.

The relevant data including temperature, pressure, weather conditions, elapsed-time meter reading for the start and stop of the sampler, identification and weight of the filter paper, and other special phenomena observed and work progress of the concerned site were recorded.

A HOKLAS accredited laboratory (ALS Technichem (HK) Pty Ltd (HOKLAS no.: 066)), in accordance with their standard QA/QC procedures, with constant temperature and humidity control as well as equipped with necessary measuring and conditioning instruments to handle the 24-hour TSP samples was employed for sample analysis, and equipment calibration and maintenance. Filter papers of size 8"x10" were labelled before sampling. They were inspected clean with no pin holes and conditioned in a humidity controlled chamber for over 24-hour and be pre-weighed before use for the sampling.

The 24-hour TSP levels were measured by following the standard High Volume Method for Total Suspended Particulates as set out in the Title 40 of the United States Code of Federal Regulations, Chapter 1 (Part 50), Appendix B. TSP was sampled by drawing air through a conditioned, pre-weighted filter paper inside the HVS at a controlled air flow rate. After 24-hour sampling, the filter papers loaded with dust were kept in a clean and tightly sealed plastic bag, and then returned to the laboratory for reconditioning in the humidity controlled chamber followed by accurate weighing by an electronic balance with a readout down to 0.1 mg. All the collected samples shall be kept in a good condition for 6 months before disposal.

3.3 Monitoring Results and Observations

3.3.1 Weather Condition

July 2018 was characterised largely by hot weather and as well as rainy conditions associated with a ridge of high pressure and a south-westerly airstream respectively. On occasion, milder weather associated with an easterly airstream affected Hong Kong.

3.3.2 Air Quality Monitoring Results

Monitoring of 24-hour TSP was conducted on 4, 10 and 16 July 2018 at DMS-1 and 4, 10, 16, 21 and 27 July 2018 at DMS-2. All monitoring data and graphical presentation of the monitoring results are provided in **Appendix E** and are summarised in **Table 3.6**. The graphical presentations of the monitoring results are provided in **Appendix E**. Wind data obtained from the Hong Kong Observatory – Kai Tak and Sha Tin stations during the reporting period are presented in **Appendix F**.

Table 3.6 Summary of Impact Air Quality Monitoring Results

Monitoring Station	24- hour TSP Monitoring Results (μg/m$^{3)}$		Action Level	Limit Level
	Average	Range(Note 1)		
DMS-1	37.5	29.8 – 48.2	148.7	260
DMS-2	40.0	29.7 – 58.4	167.4	260

Note:
Note 1: Range = Minimum TSP Value – Maximum TSP Value.

All 24-hour TSP measurements during the reporting month were below the Action/Limit Level. No exceedance of action and limit level was found.

The event and action plan is provided in **Appendix I**.

3.3.3 General Observations

Major construction works including C&S works at Fung Tak, C&S and ABWF works Ma Chai Hang and storage at ShuiChuen O.

4 Noise Monitoring

4.1 Noise Monitoring Requirements

4.1.1 Impact Monitoring

Monitoring Parameters

Construction noise shall be measured in terms of the A-weighted equivalent continuous sound pressure level (L_{eq}). L_{10} and L_{90} shall also be recorded as supplementary reference information for data auditing.

Monitoring Frequency

Noise measurements shall be conducted on a weekly basis. The monitoring time periods, monitoring parameters and frequency are summarised in **Table 4.1.**

Table 4.1 Construction Noise Monitoring Parameters and Frequency

Time Period (when construction activity is found)	Parameters	Monitoring Frequency
Between 0700-1900 hours on normal weekdays	$L_{eq(30\ min)}$	Once per week

Monitoring Location

In accordance with the EM&A Manual and the subsequent Baseline Monitoring Report, three noise monitoring locations during the construction stage are required, namely:

Table 4.2 Noise Monitoring Locations

ID	Premise
NMS-CA-1	C.U.H.K.A.A. Thomas Cheung School (Note 5)
NMS-CA-2	Price Memorial Catholic Primary School
NMS-CA-3(Note 2) / NMS-CA-4(Note 3)	Hong Kong Sheng Kung Hui Nursing Home (Note 1)(Note 4)

Notes:

Note 1: Hong Kong Sheng Kung Hui Nursing Home was selected as an alternative monitoring location to Shek On house.

Note 2: Station ID as identified in approved EM&A Manual / EIA Report for SCL (TAW - HUH).

Note 3: Station ID as identified in approved EM&A Manual / EIA Report for SCL (HHS).

Note 4: The associated monitoring was carried out under Works Contract SCL1106 since October 2016.

Note 5: The cessation of monitoring works at NMS-CA-1 was approved by EPD in Mid-July. The last monitoring date was 17 July 2018.

Environmental /Quality Performance Limits

The monitoring results will be checked against the Action and Limit levels described in the Baseline Monitoring Report, of which they are excerpted and summarised in **Tables 4.3**.

Table 4.3 Action and Limit Levels of construction noise

Location (Note 1)	Time Period (note 3)	Action Level	Limit Level dB(A)
NMS-CA-1 & NMS-CA-2	0700 - 1900 hours on normal weekdays	When one documented complaint is received	70/65 (Note 2)
NMS-CA-3 / NMS-CA-4			70

Notes:

1. The detail of monitoring locations was presented in Table 1.3.
2. For normal day-time working hours, the noise criteria is 70 dB(A) and 65 dB(A) for normal teaching periods and examination periods respectively.
3. If works are to be carried out during restricted hours, the conditions stipulated in the Construction Noise Permit (CNP) issued by the Noise Control Authority have to be followed.

4.1.2 Continuous Noise Monitoring

With reference to the latest Continuous Noise Monitoring Plan (CNMP) and Construction Noise Mitigation Measures Plan (CNMMP) prepared and submitted under EP Condition 2.10, continuous noise monitoring was conducted in April 2013 at C.U.H.K.A.A. Thomas Cheung School only due to the prediction of residual air-borne construction noise impacts exceeding the relevant noise criteria. No continuous noise monitoring is required during the reporting month as per the CNMP.

4.2 Noise Monitoring Methodology

4.2.1 Monitoring Equipment

Noise level was measured by a Sound Level Meter (SLM) in terms of A-weighted equivalent continuous sound pressure level. Leq, L_{10} and L_{90} were recorded as supplementary information for data auditing. **Table 4.4** shows the equipment list of the noise monitoring.

Table 4.4 Noise Equipment List for Impact Noise Monitoring

Equipment	Manufacturer & Model No.	Serial No.	Precision Grade
Integrated SLM	Soundtek ST-106	J70006	IEC 651 Type 1 IEC 804 Type 1
Sound level calibrator	Rion NC-74	35236437	IEC 942 Type 1

4.2.2 Maintenance and Calibration

The SLM and calibrator in compliance with the International Electrotechnical Commission (IEC) Publication 651:1979 (Type 1) and 804:1985 (Type 1) specifications according to the EM&A manual.

SLM complying with the standards of IEC 651 (Fast, Slow, Impulse rms detector tests) and IEC 804 (L_{eq} functions) and acoustical calibrator complying with IEC 942 were adopted for the noise measurement. All equipments are calibrated externally. The calibration certificates for the noise equipment are given in **Appendix G**.

4.2.3 Monitoring Procedures

- The SLM and battery were checked to ensure that they are in proper condition. The SLM was set on a tripod at 1.2m above ground and at least 1m from the exterior of the building façade;
- Before conducting the measurement, the SLM was calibrated by an acoustical calibrator;
- Measurement parameter was set to A-weighted sound pressure level. The time weighting was set in fast response and the time period of measurement at 30 minutes;
- Wind speed was checked during noise monitoring to ensure the steady wind speed does not exceed 5m/s, or wind with gusts does not exceed 10m/s;
- Any abnormal conditions that generated intrusive noise during the measurement was recorded on the field record sheet;
- After each measurement, the equivalent continuous sound pressure level (L_{eq}), L_{10} and L_{90} were recorded on the field record sheet;
- After conducting the measurement, the SLM was calibrated by an sound level calibrator; and
- The SLM was re-calibrated by the sound level calibrator to confirm that there is no significant drift of reading. Measurements shall be accepted as valid only if the calibration levels before and after the noise measurement agrees to within 1.0 dB.

4.3 Monitoring Results and Observations

4.3.1 Weather Condition

July 2018 was characterised largely by hot weather and as well as rainy conditions associated with a ridge of high pressure and a south-westerly airstream respectively. On occasion, milder weather associated with an easterly airstream affected Hong Kong.

4.3.2 Noise Monitoring Results

Impact Monitoring

Monitoring of the construction noise level was conducted on 5, 11, 17 July 2018 at NMS-CA-1 and 5, 11, 17 and 28 July 2018 and NMS-CA-2. All monitoring data and graphical presentation of the monitoring results are provided in **Appendix H** and are summarised in **Tables 4.5 - 4.6**. The graphical presentations of the monitoring results are provided in **Appendix H**.

Table 4.5 Summary of Impact Noise Monitoring at Location NMS-CA-1

Date	Time	Measured Noise Level, dB(A)	Baseline Noise Level, dB(A)	Construction Noise Level(Note1), dB(A)	Limit Level (Note 2)
		Leq (30min)	Leq (30min)	Leq (30min)	dB(A)
5-Jul-18	11:30-12:00	56.7	57.0	< Baseline Level	70/65
11-Jul-18	10:30-11:00	52.3		< Baseline Level	
17-Jul-18	11:30-12:00	53.9		< Baseline Level	

Notes:

1. Construction Noise Level = Measured Noise Level – Baseline Noise Level.
2. For normal day-time working hours, the noise criteria is 70 dB(A) and 65 dB(A) for normal teaching periods and examination periods respectively.
3. Cessation of Monitoring Works at NMS-CA-1 was approved by EPD in Mid-July. The last monitoring date was 17 July 2018.

Table 4.6 Summary of Impact Noise Monitoring at Location NMS-CA-2

Date	Time	Measured Noise Level, dB(A)	Baseline Noise Level, dB(A)	Construction Noise Level(Note1), dB(A)	Limit Level (Note 2)
		Leq (30min)	Leq (30min)	Leq (30min)	dB(A)
5-Jul-18	10:00-10:30	62.3	66.0	< Baseline Level	70/65
11-Jul-18	11:30-12:00	60.7		< Baseline Level	
17-Jul-18	10:30-11:00	63.5		< Baseline Level	
28-Jul-18	11:00-11:30	61.5		< Baseline Level	

Notes:

1. Construction Noise Level = Measured Noise Level – Baseline Noise Level.
2. For normal day-time working hours, the noise criteria is 70 dB(A) and 65 dB(A) for normal teaching periods and examination periods respectively.

4.3.3 Exceedance of Limit and Action Levels for Construction Noise

No exceedence of Action / Limit Level of regular construction noise was recorded during the reporting month.

The event and action plan is provided in **Appendix I**.

4.3.4 General Observations

The construction site has been under normal operation during the noise monitoring period and no unusual operation was observed.

5 Landscape and Visual Monitoring

5.1 Introduction

In accordance with the EM&A Manual, the landscape and visual mitigation measures shall be implemented and a site inspection shall be conducted once every two weeks throughout the construction period. The event and action plan is provided in **Appendix I**.

5.2 Mitigation Measures

Bi-weekly inspection of the implementation of landscape and visual mitigation measures were conducted during the reporting month on 12 and 26 July 2018. No adverse impacts were identified with regards to landscape and visual.

6 Waste Disposal

The actual amounts of different types of waste generated by the activities of the Project during the reporting month are shown in **Table 6.1**. The monthly waste summary flow table is provided in **Appendix J.**

Table 6.1 Amount of Waste Generated

Waste Type	Amount	Disposal Locations
Inert C&D Materials	249 m^3 (Total)	TKO137FB/TM38FB
Inert C&D Materials	0 m^3	Reused in the Contract
Chemical Waste	0 kg	Disposed of by a licensed collector
Paper / cardboard packaging	0 kg	-
Plastic	0 kg	
Metal	19,184 kg	
General Refuse	72 m^3	NENT/SENT/WENT Landfill

7 Cultural Heritage

In accordance with the EM&A Manual, appropriate vibration monitoring on the identified built heritage has been agreed with the Building Department (BD)/Geotechnical Engineering Office (GEO) under the requirement of Buildings Ordinance and/or Blasting Permit as appropriate. Vibration monitoring was not conducted at Wong Tai Sin Temple since no TBM was in operation during the reporting month.

8 Hazard

No blasting activity was carried out during the reporting month.

9 Environmental Performance

9.1 Environmental Site Inspection

Environmental site inspections were carried out on a weekly basis, with the IEC joint site inspection being carried out on 19 July 2018 to monitor environmental issues on the construction sites to ensure that all mitigation measures were implemented timely and properly. A summary of the site inspections in the reporting month is presented in **Table 9.1**.

Table 9.1 Key Findings of Weekly Environmental Site Audit

Inspection Date	Works Area	Key Observations and Recommendations	Contractor's Response / Environmental Outcome	Closed Date / Follow up Status
Air				
12 July 18	Fung Tak	The Contractor was reminded to spray water regularly at the site to suppress the dust.	Agreed with ET's Advice	The contractor rectified the issue and enhanced water spraying. Closed 19 July 2018.
Waste				
10, 24 & 31 May 2018 & 7 and 28 June 2018 & 5 July 2018.	Ma Chai Hang and Fung Tak	That contractor shall ensure that chemical containers have the provision of a drip tray.	Agreed with ET's Advice	The contractor rectified the issue and ensured that drip trays were provided. Closed 12 July 2018.
28 June 2018	Fung Tak and Ma Chai Hang	The contractor was reminded to clear the stagnant water in the chemical drip tray.	Agreed with ET's Advice	The contractor rectified the issue and ensured that stagnant water was cleared. Closed 12 July 2018.
19 July 2018	Fung Tak	Some oil stains were found on the water within the site ground surface. Contractor was asked to investigate this issue.	Agreed with ET's Advice	The contractor rectified the issue and removed the oil stains. Closed 26 July 2018.
19 July 2018	Ma Chai Hang	Contractor was reminded to maintain the general housekeeping at the site.	Agreed with ET's Advice	The contractor rectified the issue and ensured proper housekeeping. Closed 26 July 2018.
26 July 2018	Fung Tak and Ma Chai Hang	The Contractor was reminded to store the chemicals at appropriate location and to provide drip tray for them.	Agreed with ET's Advice	The contractor noted the issue and will report the status in the next reporting month.
Landscape and Visual				

Inspection Date	Works Area	Key Observations and Recommendations	Contractor's Response / Environmental Outcome	Closed Date / Follow up Status
5 July 2018	Fung Tak	The Contractor was reminded to review and enhance the tree protection zone for trees in vicinity of the site entrance.	Agreed with ET's Advice	The contractor rectified the issue and ensured that the tree protection zone was enhanced. Closed 12 July 2018.
Water				
7 & 28 June 2018	Ma Chai Hang	The contractor was reminded to maintain the water treatment facilities appropriately.	Agreed with ET's Advice	The contractor rectified the issue and ensured that the WWTP was properly maintained. Closed 5 July 2018.
12 July 2018	Ma Chai Hang	The contractor was reminded to ensure that no site runoff should be discharged outside the site.	Agreed with ET's Advice.	The contractor rectified the issue and ensured site run-off was not discharged outside the site. Closed 19 July 2018.
19 July 2018	Ma Chai Hang	The Contractor was reminded to enhance the water quality in the sedimentation tank.	Agreed with ET's Advice	The contractor rectified the issue and ensured that the WWTP was properly maintained. Closed 26 July 2018.

9.2 Summary of Environmental Complaint

No environmental complaints were recorded in the reporting month. The updated statistical summary of complaint is presented in **Table 9.2**. The updated complaint logs are shown in **Appendix L**.

Table 9.2 Summary of Complaints

Reporting Period	Complaint Statistics	
	Number	Cumulative
01/07/18 – 31/07/18	0	23

9.3 Summary of Environmental Non-Compliance

There was no non-compliance identified during the reporting month so review of the non-compliance was not required.

9.4 Summary of Environmental Summon and Successful Prosecution

No summons of prosecutions related to environmental issues were received or made against the project in the reporting month. Please refer to **Appendix L** for a Cumulative Log for Complaints, Notifications of Summons and Successful Prosecutions.

10 Future Key Issues

10.1 Key Issues for the Coming Month

Works to be undertaken in the coming reporting month are summarised in **Table 10.1** below.

Table 10.1 Tentative Programme of Construction Works for the Coming Month

Locations [1]	Major Works Undertaken
Ma Chai Hang	C&S Works and ABWF Works
Shiu Chuen O	Storage Area
Fung Tak	C&S Works

10.2 Environmental Monitoring Program for the Coming Month

Environmental monitoring and audit will be carried out in accordance with the requirements stipulated in the EM&A manual. Tentative air and noise monitoring as well as weekly site audit schedule for the coming month with respect to the construction programme is shown in **Appendix K**.

10.3 Construction Program for the Coming Month

The construction programme for the coming month is shown in **Appendix A.**

11 Conclusions and Recommendations

11.1 Conclusions

The construction phase of the project commenced on 14 February 2013. The EM&A programme has since been implemented, including air quality, noise and environmental site audits. Four environmental site audits were conducted in the reporting month.

No exceedence of the Action / Limit Level of regular construction noise was recorded during the reporting month.

No exceedance of the Action and Limit Levels of 24-hour TSP monitoring was recorded at the designated monitoring stations during the reporting period.

No non-compliance event was recorded during the reporting period.

No complaints were received during the reporting period. No summons/prosecution was received during the reporting period.

The Contractor's ET will keep track on the EM&A programme to ensure compliance of environmental requirements and the proper implementation of all necessary mitigation measures.

11.2 Recommendations

Impact monitoring will continue to be carried out in the following month and will follow the requirements stipulated in the EM&A manual. Attention will be paid to the environmental issues identified in the EIA report and weekly site audit. Mitigation measures recommended in EIA report and Implementation Schedule of Mitigation Measure will be fully implemented.

Waste management is a key environmental issue. The waste management plan should be strictly followed in accordance with the requirements described in the EIA report.

Water Quality impact is also a key environmental issue. The drainage system should be well maintained. All wastewater generated within the site shall be collected and treated prior to discharge.

Construction noise is also a key environmental issue. The implemented construction noise mitigation measures should also be maintained and improved as necessary. Especially in restricted hours, the conditions stipulated in the CNPs should be strictly followed when the construction works were carried out during restricted hours.

Construction dust is also key environmental issue. The implemented construction dust mitigation measures including covering of exposed slope / soil with tarpaulin

sheet etc., should be maintained and improved as necessary. Adequate water spraying should be provided for the unpaved area to minimize dust disturbance.

12 Reference

(1) MTR Corporation Limited. SCL – NEX/2206 EIA Study for Tai Wai to Hung Hom Section. Final Environmental Impact Assessment Report. October 2011.

(2) MTR Corporation Limited. SCL – NEX/2206 EIA Study for Tai Wai to Hung Hom Section. Environmental Monitoring and Audit Manual. October 2011.

(3) MTR Corporation Limited. SCL – NEX/2206 EIA Study for Stabling Sidings at Hung Hom Freight Yard. Final Environmental Impact Assessment Report. October 2011.

(4) MTR Corporation Limited. SCL - NEX/2206 EIA Study for Stabling Sidings at Hung Hom Freight Yard. Environmental Monitoring and Audit Manual. October 2011.

Figures

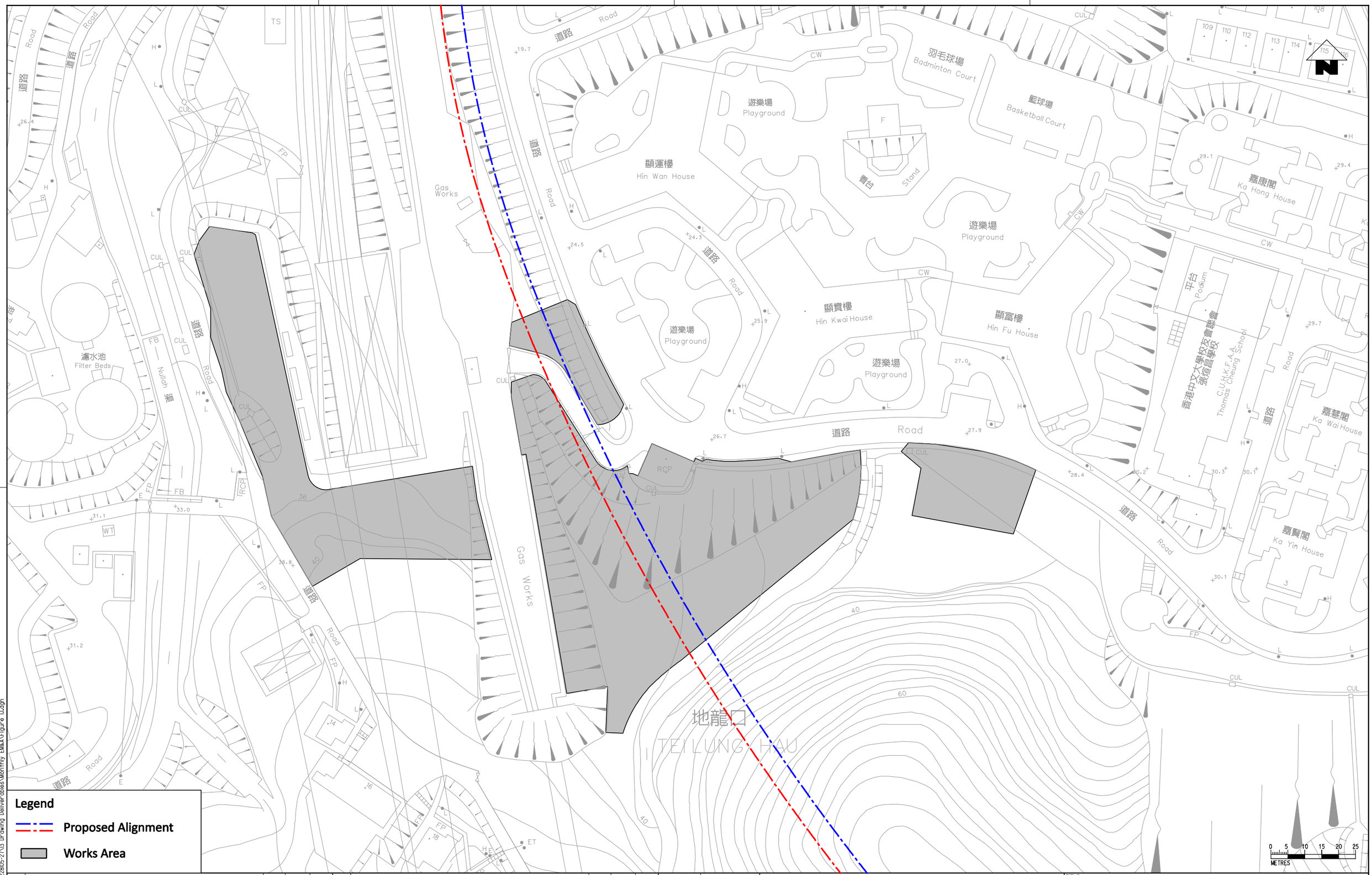

PLOT DRV: C:\Program Files\Bentley\Workspace\system\plotdrv\printer.pit
MODEL: $MODEL$ PRINTED BY: MKOTRACHA 3/12/2013 10:04:06 AM
FILENAME: G:\env\project\228805-27\13 Drawing Deliverables\Monthly EM&A\Figure 1.1.dgn

REV	DESCRIPTION	BY	DATE	APPROVED
A	FIRST ISSUE	GL	12/12	ST

DRAWN	GL
DESIGNED	GL
CHECKED	CN
APPROVED	ST
DATE	12/12

DO NOT SCALE DRAWINGS. ALL DIMENSIONS SHALL BE VERIFIED ON SITE.

© MTR CORPORATION LIMITED 2008 COPYRIGHT IN RESPECT OF THIS DRAWING / DOCUMENT IS OWNED BY THE MTR CORPORATION LIMITED OF HONG KONG. NO REPRODUCTION OF THE DRAWING / DOCUMENT OR ANY PART BY WHATEVER MEANS IS PERMITTED WITHOUT THE PRIOR WRITTEN CONSENT OF THE MTR CORPORATION LIMITED.

MTR

SHATIN TO CENTRAL LINK

ORIGINATOR

ARUP Ove Arup & Partners Hong Kong Limited

CADD REF.

TITLE

CONTRACT 1103
HIN KENG TO DIAMOND HILL TUNNELS
Locations of Project Works Areas
- General Site Layout of Hin Keng Works Area
(Sheet 1 of 6)

SCALE 1:1000 (A3)

DRAWING NO. Figure 1.1

REV. A

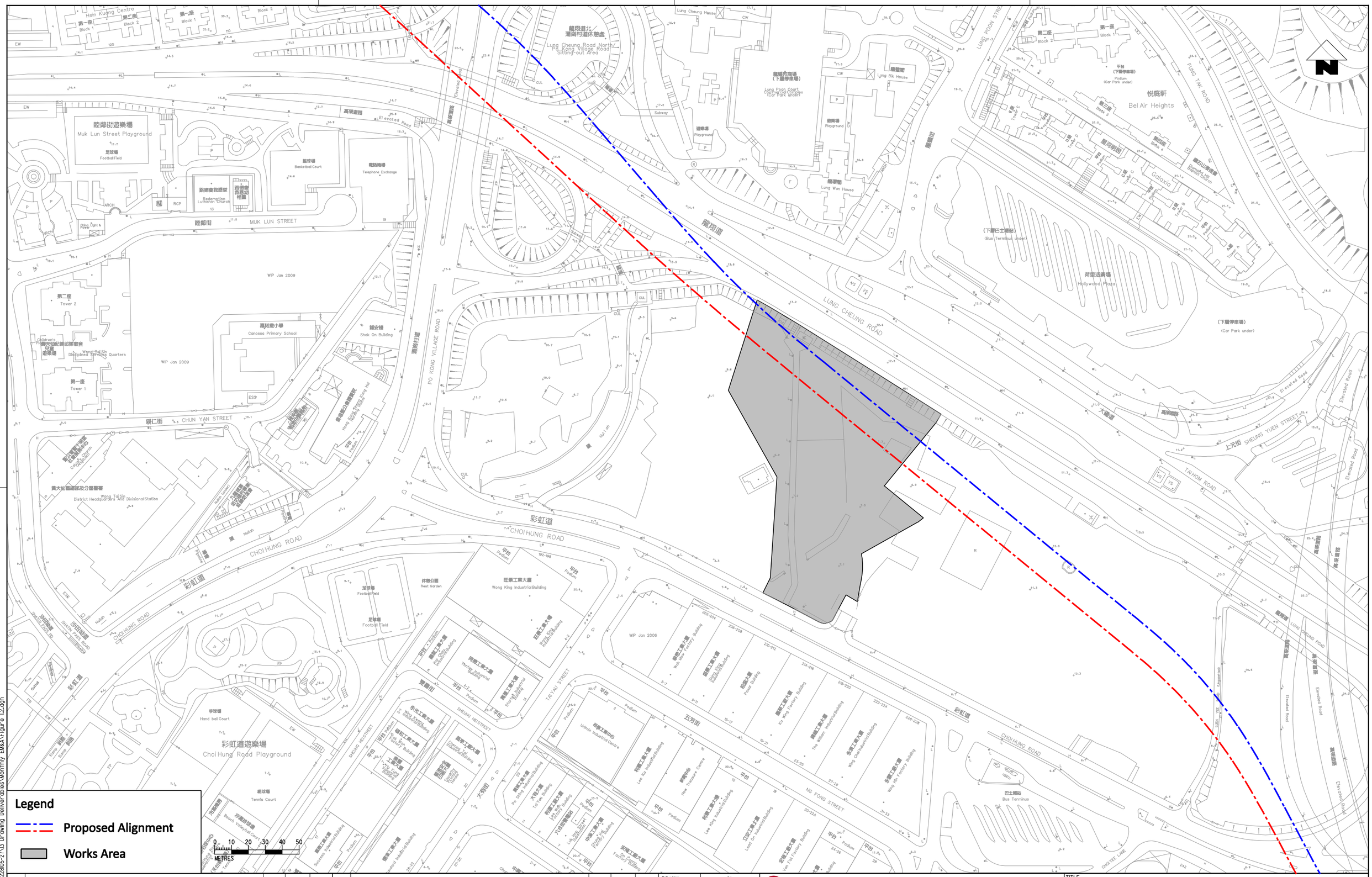

REV	DESCRIPTION	BY	DATE	APPROVED
A	FIRST ISSUE	GL	12/12	ST

DRAWN	GL
DESIGNED	GL
CHECKED	CN
APPROVED	ST
DATE	12/12

DO NOT SCALE DRAWINGS. ALL DIMENSIONS SHALL BE VERIFIED ON SITE.
© MTR CORPORATION LIMITED 2008 COPYRIGHT IN RESPECT OF THIS DRAWING / DOCUMENT IS OWNED BY THE MTR CORPORATION LIMITED OF HONG KONG. NO REPRODUCTION OF THE DRAWING / DOCUMENT OR ANY PART BY WHATEVER MEANS IS PERMITTED WITHOUT THE PRIOR WRITTEN CONSENT OF THE MTR CORPORATION LIMITED.

MTR

SHATIN TO CENTRAL LINK

ORIGINATOR
ARUP Ove Arup & Partners Hong Kong Limited

CADD REF.

TITLE
CONTRACT 1103
HIN KENG TO DIAMOND HILL TUNNELS
Locations of Project Works Areas
- General Site Layout of Diamond Hill Works Area
(Sheet 2 of 6)

SCALE 1:2000 (A3)
DRAWING NO. Figure 1.2
REV. A

PLOT DRV: C:\Program Files\Bentley\Workspace\system\plotdrv\printer.pjt
MODEL NAME: $MODEL$ PRINTED BY: MKOTRAGH 3/12/2013 16:25:51 AM
FILENAME: G:\env\Project\226805-27\13 Drawing Deliverables\Monthly EM&A\Figure 1.2.dgn

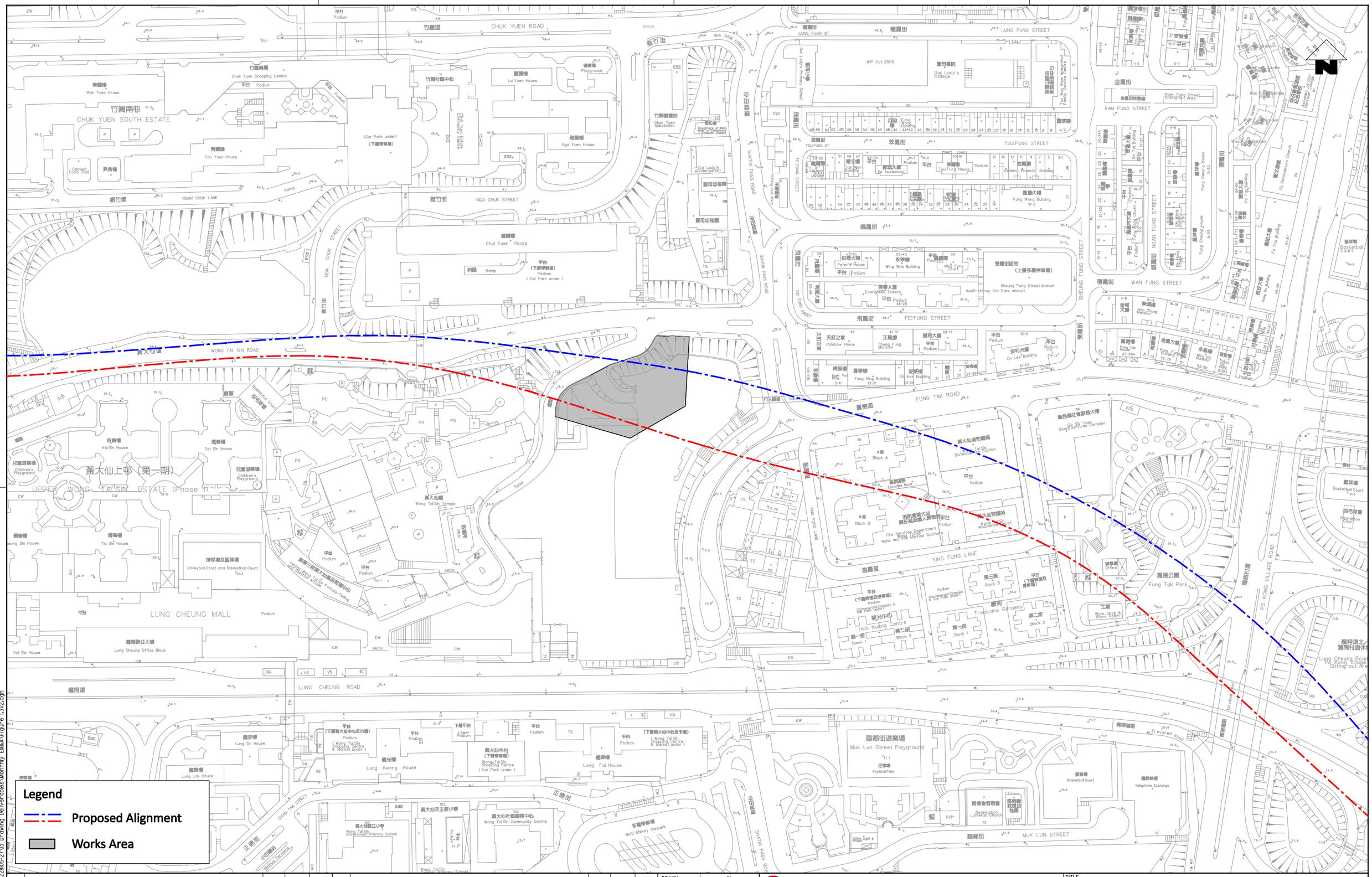

PLOT DRN:	d:\Program Files\Bentley\Workspace\system\plotdrv\printer.plt				
MODELNAME:	$MODEL$	PRINTED BY	HKGTRAL04	3/12/2013	8:25:58 PM
FILENAME:	G:\env\project\220802-27\3 Drawing Deliverables\Monthly EMAX\Figure 1.3v2.dgn				

REV	DESCRIPTION	BY	DATE	APPROVED
A	FIRST ISSUE	GL	12/12	ST

DRAWN	GL
DESIGNED	GL
CHECKED	CN
APPROVED	ST
DATE	12/12

DO NOT SCALE DRAWINGS. ALL DIMENSIONS SHALL BE VERIFIED ON SITE.
© MTR CORPORATION LIMITED 2008 COPYRIGHT IN RESPECT OF THIS DRAWING / DOCUMENT IS OWNED BY THE MTR CORPORATION LIMITED OF HONG KONG. NO REPRODUCTION OF THE DRAWING / DOCUMENT OR ANY PART BY WHATSOEVER MEANS IS PERMITTED WITHOUT THE PRIOR WRITTEN CONSENT OF THE MTR CORPORATION LIMITED.

MTR

SHATIN TO CENTRAL LINK

ORIGINATOR

ARUP Ove Arup & Partners Hong Kong Limited

CADD REF.

TITLE

CONTRACT 1103
HIN KENG TO DIAMOND HILL TUNNELS
Locations of Project Works Areas - Site Layout Plan of Fung Tak EAP/EEP Building
(Sheet 3 of 6)

SCALE	DRAWING NO.	REV.
1:2000 (A3)	Figure 1.3	A

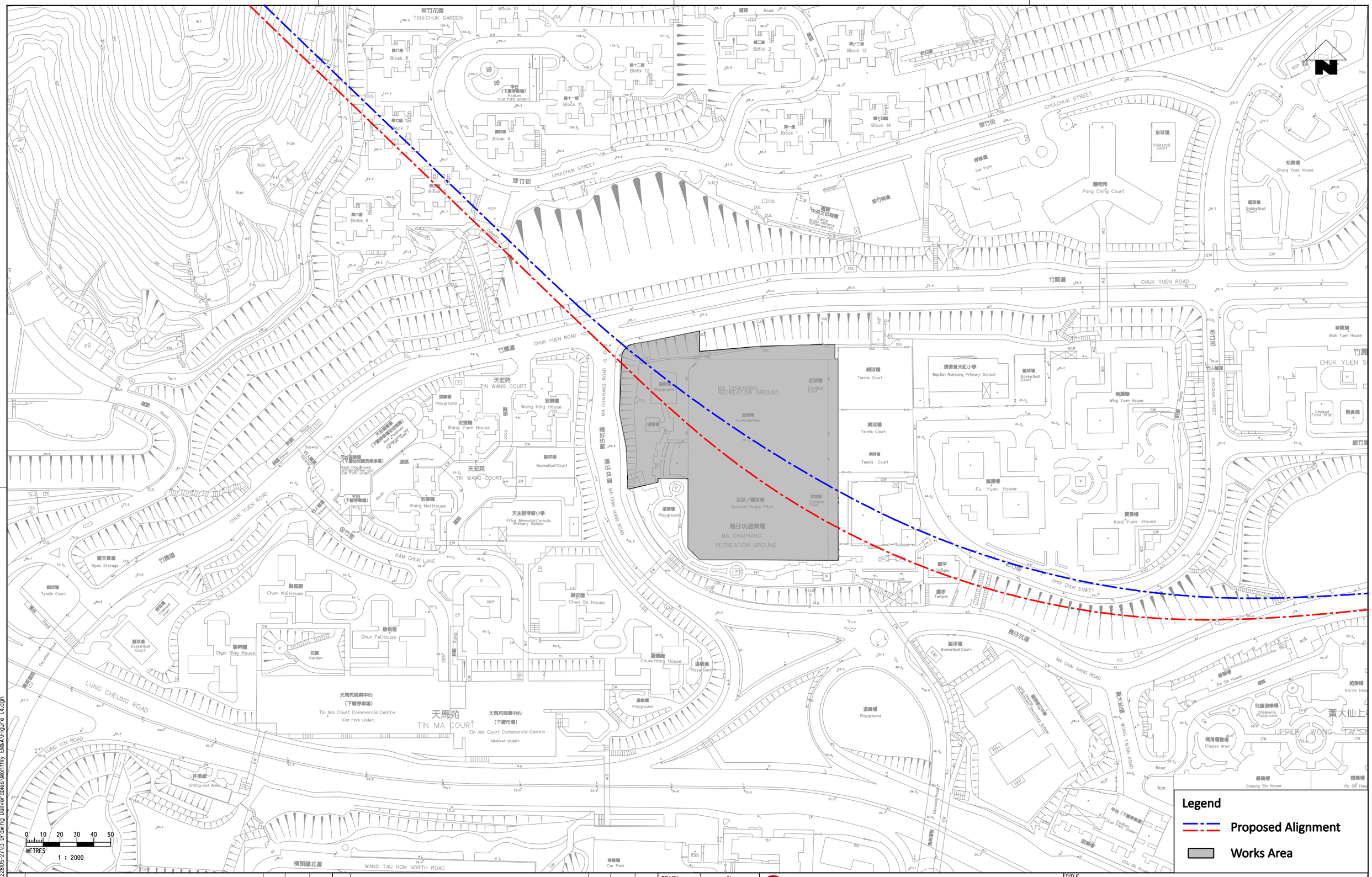

REV	DESCRIPTION	BY	DATE	APPROVED
A	FIRST ISSUE	GL	12/12	ST

DRAWN	GL
DESIGNED	GL
CHECKED	CN
APPROVED	ST
DATE	12/12

DO NOT SCALE DRAWINGS. ALL DIMENSIONS SHALL BE VERIFIED ON SITE.
© MTR CORPORATION LIMITED 2008 COPYRIGHT IN RESPECT OF THIS DRAWING / DOCUMENT IS OWNED BY THE MTR CORPORATION LIMITED OF HONG KONG. NO REPRODUCTION OF THE DRAWING / DOCUMENT OR ANY PART BY WHATEVER MEANS IS PERMITTED WITHOUT THE PRIOR WRITTEN CONSENT OF THE MTR CORPORATION LIMITED.

MTR

SHATIN TO CENTRAL LINK

ORIGINATOR

ARUP Ove Arup & Partners Hong Kong Limited

CADD REF.

TITLE

CONTRACT 1103
HIN KENG TO DIAMOND HILL TUNNELS
Locations of Project Works Areas
- Site Layout Plan of Ma Chai Hang Shaft
(Sheet 4 of 6)

SCALE 1:2000 (A3)

DRAWING NO. Figure 1.4

REV. A

PLOT DRV: G:\Program Files\Bentley\Workspace\system\plotdrv\printer.pltPRINTED BY: MKOTRAGHI 3/12/2013 16:03:31 AM
MODEL: $MODEL$
FILENAME: G:\env\project\226105-2713 Drawing Deliverables\Monthly EM&A\Figure 1.4.dgn

PLOT DRV: d:\Program Files\Bentley\Workspace\system\plotdrv\printer.plt
MODELNAME: $MODEL$ PRINTED BY: HKGTRA014 3/13/2013 3:52:30 PM
FILENAME: G:\env\project\228105-27\13 Drawing Deliverables\Monthly EM&A\Figure 1.5.dgn

REV	DESCRIPTION	BY	DATE	APPROVED

REV	DESCRIPTION	BY	DATE	APPROVED
A	FIRST ISSUE	GL	02/13	ST

DRAWN	GL
DESIGNED	EL
CHECKED	FC
APPROVED	ST
DATE	02/13

DO NOT SCALE DRAWINGS. ALL DIMENSIONS SHALL BE VERIFIED ON SITE.
© MTR CORPORATION LIMITED 2008 COPYRIGHT IN RESPECT OF THIS DRAWING / DOCUMENT IS OWNED BY THE MTR CORPORATION LIMITED OF HONG KONG. NO REPRODUCTION OF THE DRAWING / DOCUMENT OR ANY PART BY WHATEVER MEANS IS PERMITTED WITHOUT THE PRIOR WRITTEN CONSENT OF THE MTR CORPORATION LIMITED.

MTR

SHATIN TO CENTRAL LINK

ORIGINATOR
ARUP Ove Arup & Partners Hong Kong Limited

CADD REF.

TITLE
CONTRACT 1103
HIK KENG TO DIAMOND HILL TUNNELS
Locations of Project Works Area
General Site Layout of Shui Chuen O Works Area
(Sheet 5 of 6)

SCALE 1 : 2000 (A3)
DRAWING NO. Figure 1.5
REV. A

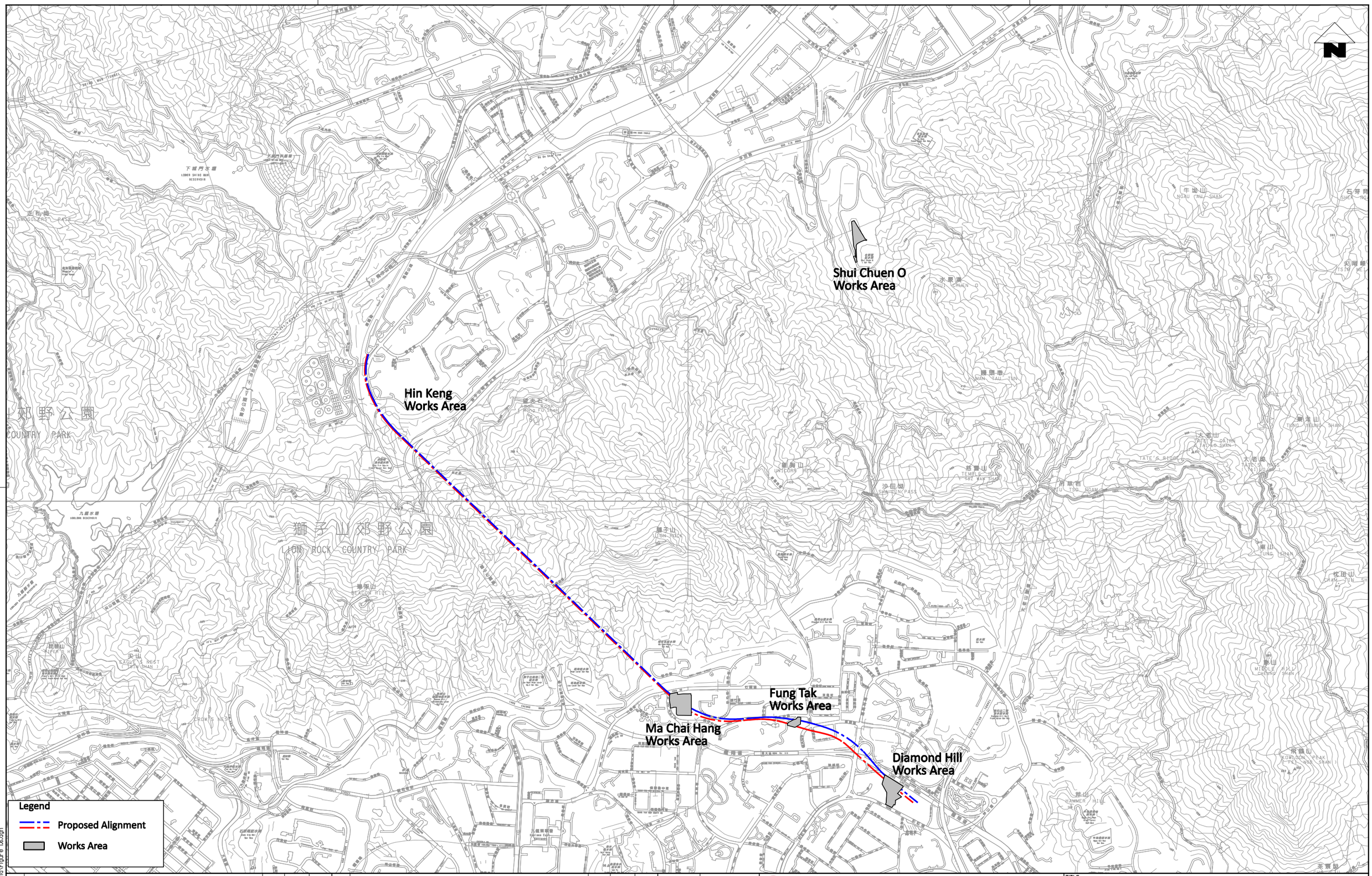

REV	DESCRIPTION	BY	DATE	APPROVED
B	SECOND ISSUE	GL	03/13	ST
A	FIRST ISSUE	GL	12/12	ST

DRAWN	GL
DESIGNED	GL
CHECKED	CN
APPROVED	ST
DATE	03/13

DO NOT SCALE DRAWINGS. ALL DIMENSIONS SHALL BE VERIFIED ON SITE.
© MTR CORPORATION LIMITED 2008 COPYRIGHT IN RESPECT OF THIS DRAWING / DOCUMENT IS OWNED BY THE MTR CORPORATION LIMITED OF HONG KONG. NO REPRODUCTION OF THE DRAWING / DOCUMENT OR ANY PART BY WHATEVER MEANS IS PERMITTED WITHOUT THE PRIOR WRITTEN CONSENT OF THE MTR CORPORATION LIMITED.

MTR

SHATIN TO CENTRAL LINK

ORIGINATOR

ARUP Ove Arup & Partners Hong Kong Limited

CADD REF.

TITLE

CONTRACT 1103
HIN KENG TO DIAMOND HILL TUNNELS
Locations of Project Works Areas
- General Alignment of Contract 1103
(Sheet 6 of 6)

SCALE 1:20000 (A3)

DRAWING NO. Figure 1.6

REV. B

PLOT DRV: d:\Program Files\Bentley\Workspace\system\plotdrv\printer.pit
MODELNAME: $MODEL$ PRINTED BY: HKGTRA04 3/13/2013 3:58:13 PM
FILENAME: G:\env\temp\David\Figure 1.6.dgn

Figure 1.7 - Project Organisation for Environmental Works

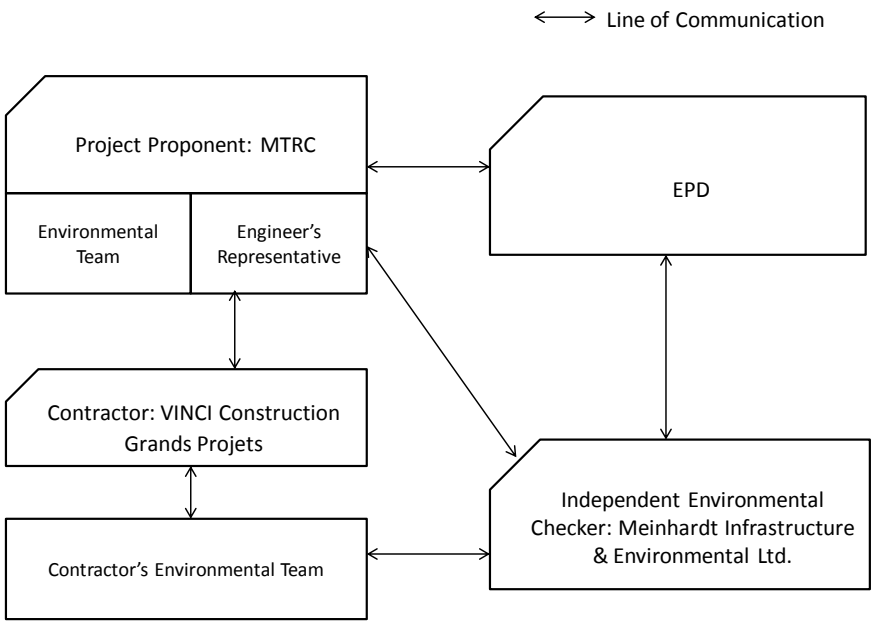

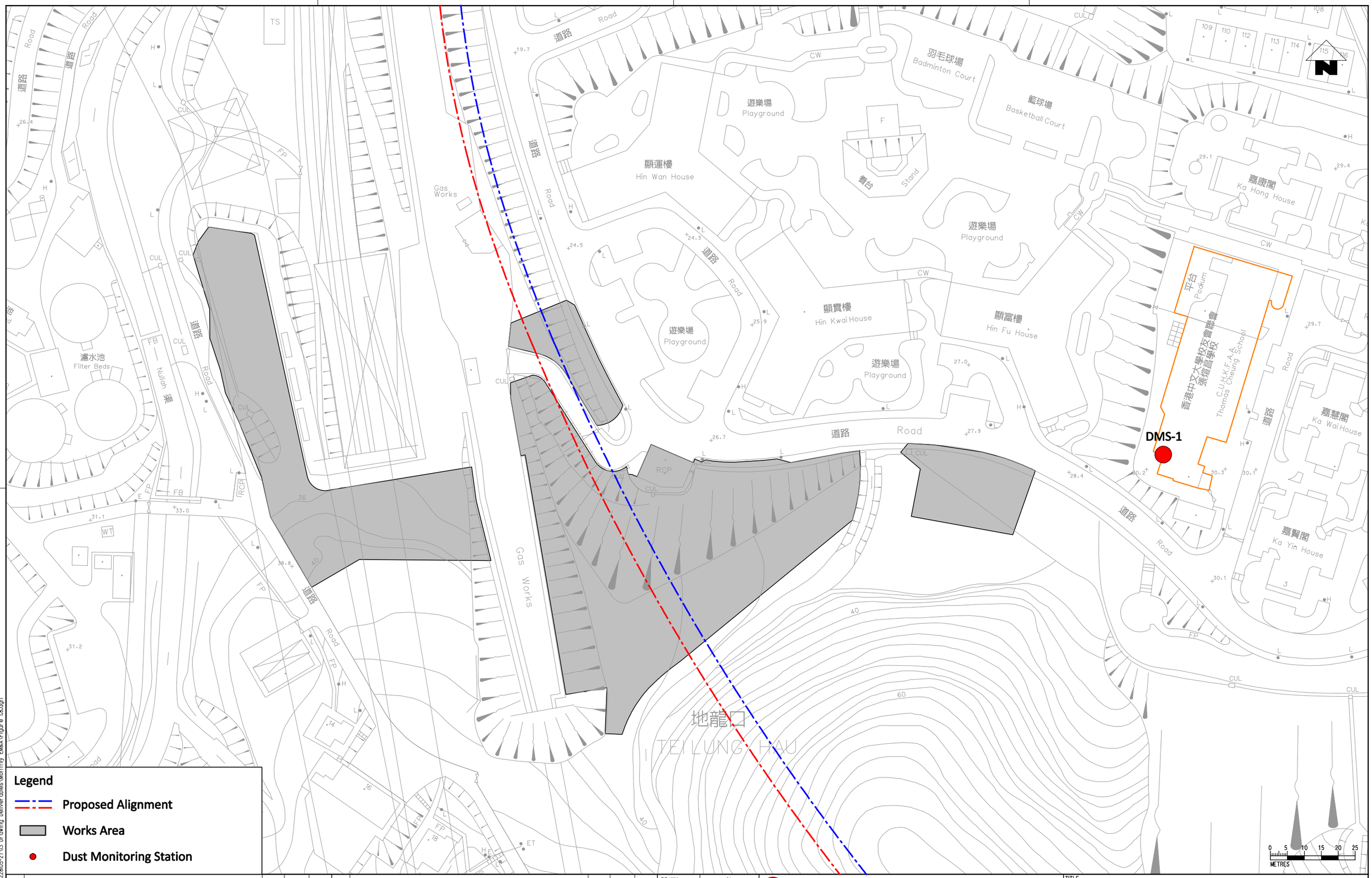

Legend

- Proposed Alignment
- Works Area
- Dust Monitoring Station

REV	DESCRIPTION	BY	DATE	APPROVED
A	FIRST ISSUE	GL	12/12	ST

DRAWN	GL
DESIGNED	GL
CHECKED	CN
APPROVED	ST
DATE	12/12

DO NOT SCALE DRAWINGS. ALL DIMENSIONS SHALL BE VERIFIED ON SITE.
© MTR CORPORATION LIMITED 2008 COPYRIGHT IN RESPECT OF THIS DRAWING / DOCUMENT IS OWNED BY THE MTR CORPORATION LIMITED OF HONG KONG. NO REPRODUCTION OF THE DRAWING / DOCUMENT OR ANY PART BY WHATEVER MEANS IS PERMITTED WITHOUT THE PRIOR WRITTEN CONSENT OF THE MTR CORPORATION LIMITED.

MTR

SHATIN TO CENTRAL LINK

ORIGINATOR

ARUP Ove Arup & Partners Hong Kong Limited

CADD REF.

TITLE

CONTRACT 1103
HIN KENG TO DIAMOND HILL TUNNELS
Locations of Proposed Dust Monitoring Stations
(Sheet 1 of 3)

SCALE 1:1000 (A3)

DRAWING NO. Figure 1.8

REV. A

PLOT DRV: d:\Program Files\Bentley\Workspace\system\plotdrv\printer.pit
MODEL: $MODEL$ PRINTED BY: HKGTRA04 3/12/2013 8:27:09 PM
FILENAME: G:\env\project\228105-21\0 Drawing Deliverables\Monthly EM&A\Figure 1.8.dgn

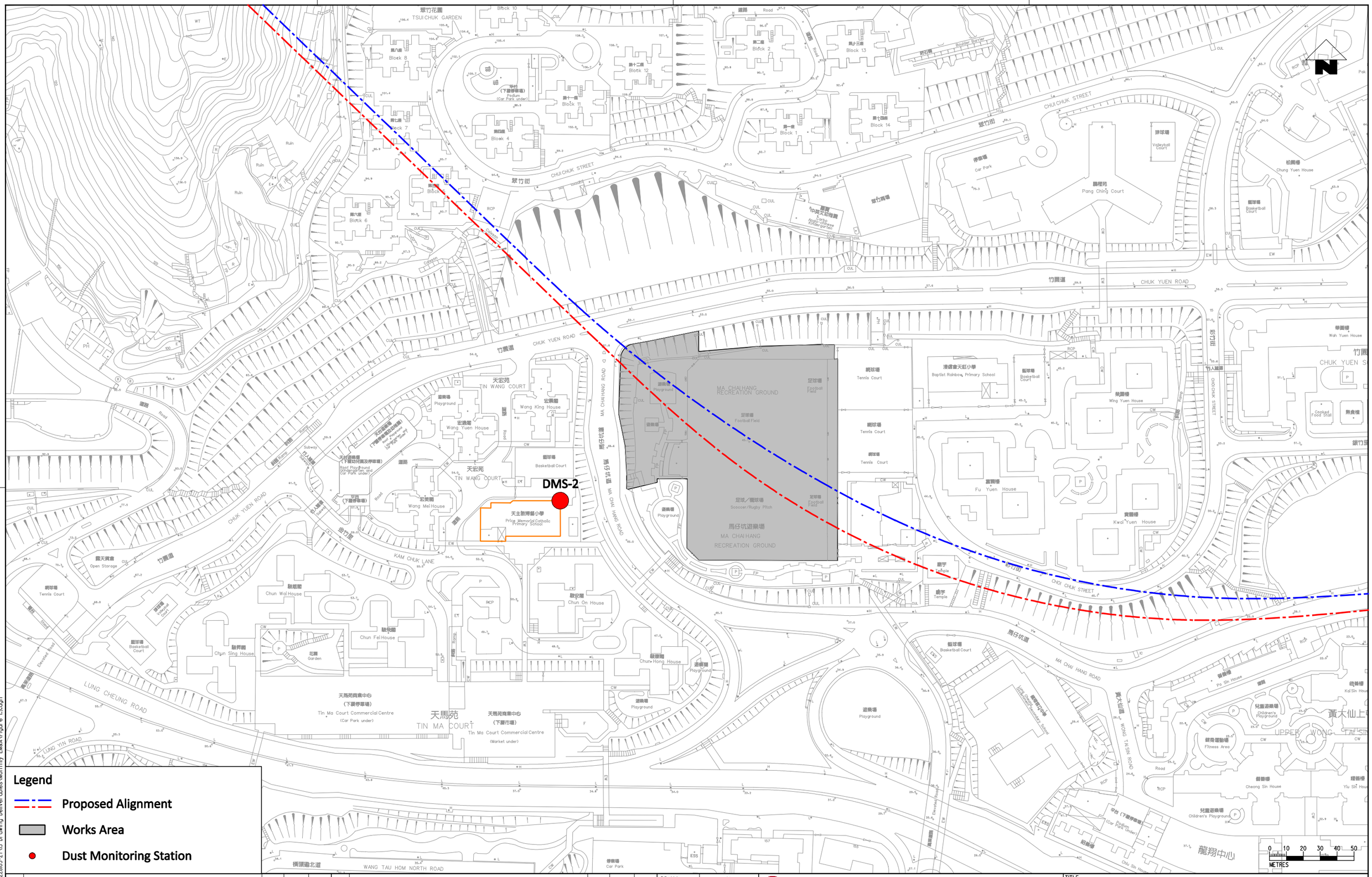

REV	DESCRIPTION	BY	DATE	APPROVED
A	FIRST ISSUE	GL	12/12	ST

DRAWN	GL
DESIGNED	GL
CHECKED	CN
APPROVED	ST
DATE	12/12

DO NOT SCALE DRAWINGS. ALL DIMENSIONS SHALL BE VERIFIED ON SITE.
©MTR CORPORATION LIMITED 2008 COPYRIGHT IN RESPECT OF THIS DRAWING / DOCUMENT IS OWNED BY THE MTR CORPORATION LIMITED OF HONG KONG. NO REPRODUCTION OF THE DRAWING / DOCUMENT OR ANY PART BY WHATEVER MEANS IS PERMITTED WITHOUT THE PRIOR WRITTEN CONSENT OF THE MTR CORPORATION LIMITED.

MTR

SHATIN TO CENTRAL LINK

ORIGINATOR

ARUP Ove Arup & Partners Hong Kong Limited

CADD REF.

TITLE

CONTRACT 1103
HIN KENG TO DIAMOND HILL TUNNELS
Locations of Proposed Dust Monitoring Stations
(Sheet 2 of 3)

SCALE	DRAWING NO.	REV.
1:2000 (A3)	Figure 1.9	A

PLOT DRV: d:\Program Files\Bentley\Workspace\system\plotdrv\printer.plt
MODELNAME: $MODEL$ PRINTED BY: HKGTRA04 3/12/2013 8:26:31 PM
FILENAME: G:\env\project\226805-2\13 Drawing Deliverables\Monthly EM&A\Figure 1.9.dgn

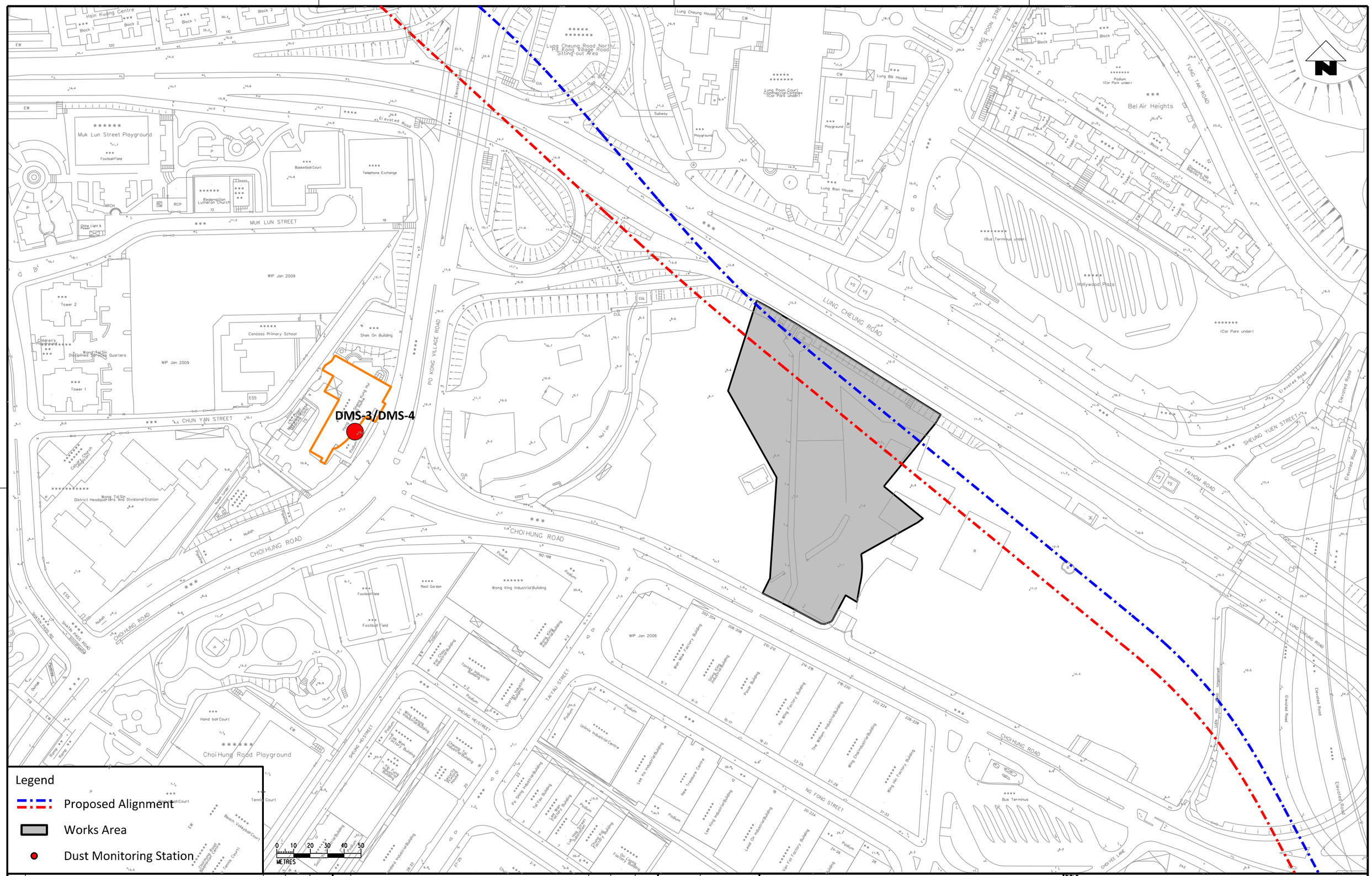

REV	DESCRIPTION	BY	DATE	APPROVED
A	FIRST ISSUE	GL	12/12	ST

DRAWN	GL
DESIGNED	GL
CHECKED	CN
APPROVED	ST
DATE	12/12

DO NOT SCALE DRAWINGS. ALL DIMENSIONS SHALL BE VERIFIED ON SITE.

© MTR CORPORATION LIMITED 2008 COPYRIGHT IN RESPECT OF THIS DRAWING / DOCUMENT IS OWNED BY THE MTR CORPORATION LIMITED OF HONG KONG. NO REPRODUCTION OF THE DRAWING / DOCUMENT OR ANY PART BY WHATEVER MEANS IS PERMITTED WITHOUT THE PRIOR WRITTEN CONSENT OF THE MTR CORPORATION LIMITED.

MTR

SHATIN TO CENTRAL LINK

ORIGINATOR

ARUP Ove Arup & Partners Hong Kong Limited

CADD REF.

TITLE

CONTRACT 1103

HIN KENG TO DIAMOND HILL TUNNELS

Locations of Proposed Dust Monitoring Stations (Sheet 3 of 3)

SCALE 1:2000 (A3)

DRAWING NO. Figure 1.10

REV. A

PLOT DRV: $PLTDRV$
MODELNAME: $MODEL$
FILENAME: $FILE$
PRINTED BY: $USER$ $DATE$ $TIME$

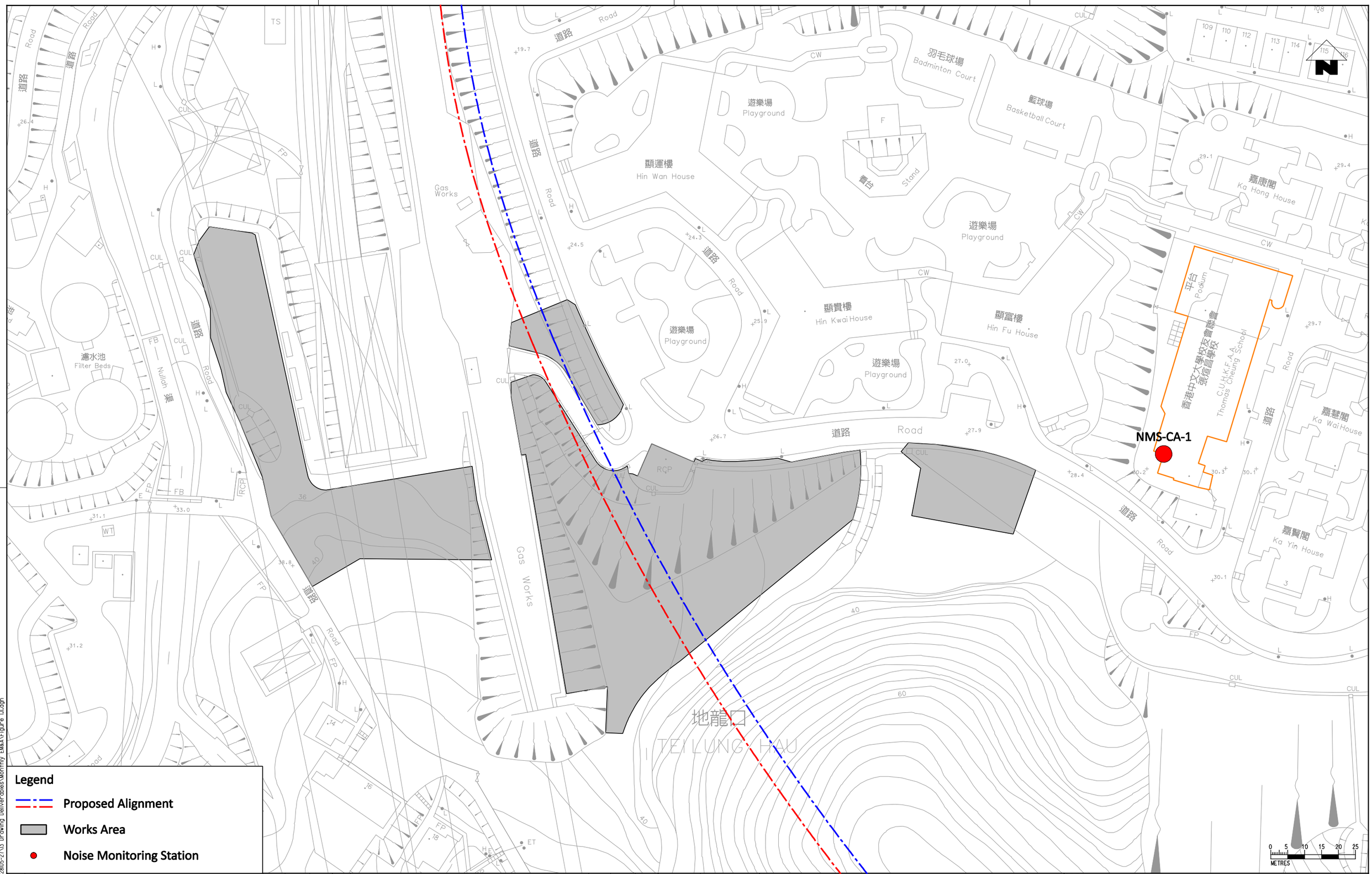

Legend

- Proposed Alignment
- Works Area
- Noise Monitoring Station

REV	DESCRIPTION	BY	DATE	APPROVED
A	FIRST ISSUE	GL	12/12	ST

DRAWN	GL
DESIGNED	GL
CHECKED	CN
APPROVED	ST
DATE	12/12

DO NOT SCALE DRAWINGS. ALL DIMENSIONS SHALL BE VERIFIED ON SITE.

© MTR CORPORATION LIMITED 2008 COPYRIGHT IN RESPECT OF THIS DRAWING / DOCUMENT IS OWNED BY THE MTR CORPORATION LIMITED OF HONG KONG. NO REPRODUCTION OF THE DRAWING / DOCUMENT OR ANY PART BY WHATEVER MEANS IS PERMITTED WITHOUT THE PRIOR WRITTEN CONSENT OF THE MTR CORPORATION LIMITED.

MTR

SHATIN TO CENTRAL LINK

ORIGINATOR

ARUP Ove Arup & Partners Hong Kong Limited

CADD REF.

TITLE

CONTRACT 1103

HIN KENG TO DIAMOND HILL TUNNELS

Locations of Noise Monitoring Stations
(Construction Airborne Noise)
(Sheet 1 of 3)

SCALE 1:1000 (A3)

DRAWING NO. Figure 1.11

REV. A

PLOT DRV: d:\Program Files\Bentley\Workspace\system\plotdrv\printer.plt
MODEL: $MODEL$ PRINTED BY: HKGTRA04 3/12/2013 8:24:56 PM
FILENAME: G:\env\project\228105-21\D Drawing Deliverables\Monthly EM&A\Figure 1.11.dgn

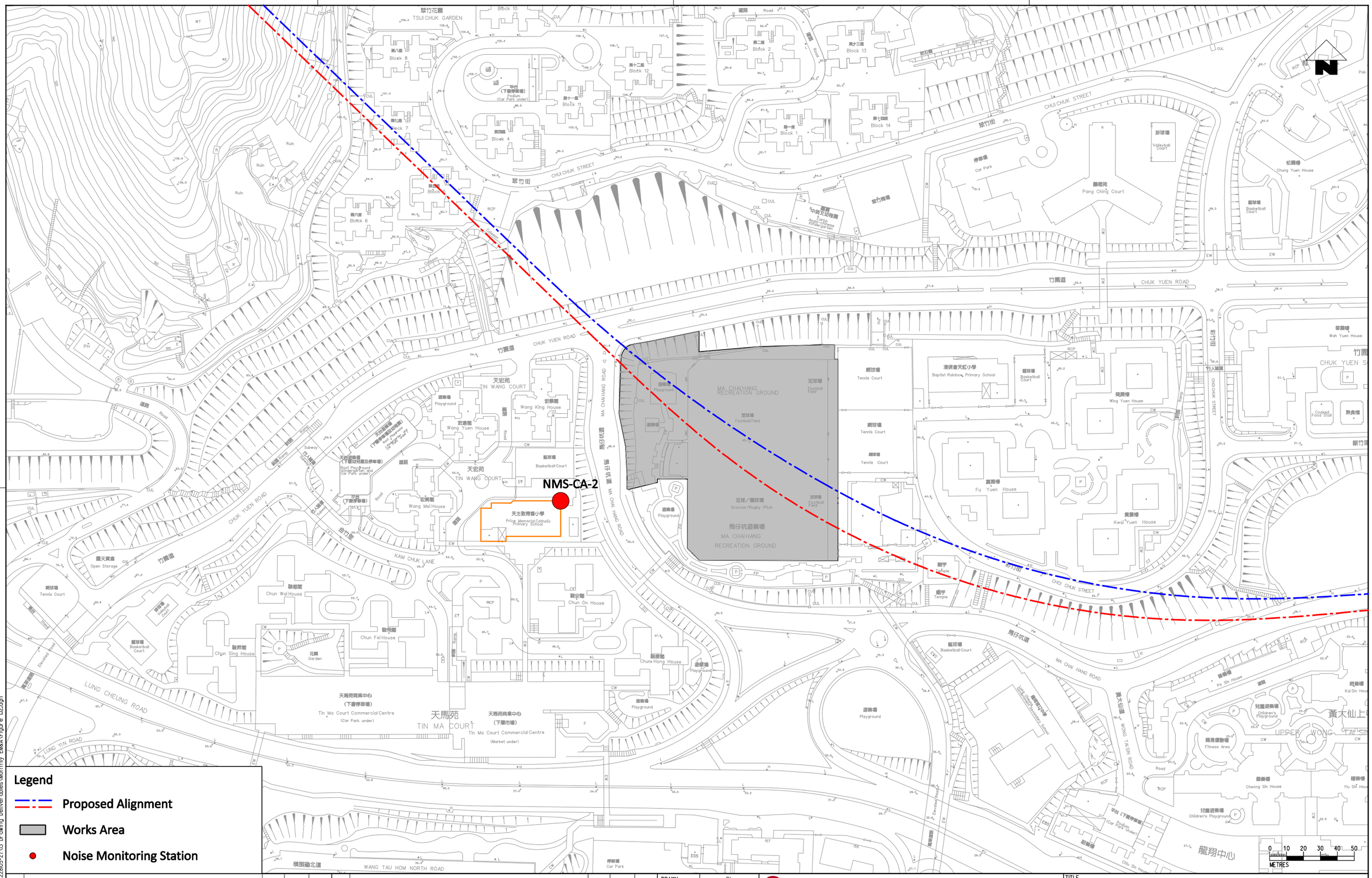

Legend

- Proposed Alignment
- Works Area
- Noise Monitoring Station

REV	DESCRIPTION	BY	DATE	APPROVED
A	FIRST ISSUE	GL	12/12	ST

DRAWN	GL
DESIGNED	GL
CHECKED	CN
APPROVED	ST
DATE	12/12

DO NOT SCALE DRAWINGS. ALL DIMENSIONS SHALL BE VERIFIED ON SITE.
©MTR CORPORATION LIMITED 2006 COPYRIGHT IN RESPECT OF THIS DRAWING / DOCUMENT IS OWNED BY THE MTR CORPORATION LIMITED OF HONG KONG. NO REPRODUCTION OF THE DRAWING / DOCUMENT OR ANY PART BY WHATEVER MEANS IS PERMITTED WITHOUT THE PRIOR WRITTEN CONSENT OF THE MTR CORPORATION LIMITED.

MTR

SHATIN TO CENTRAL LINK

ORIGINATOR

ARUP Ove Arup & Partners Hong Kong Limited

CADD REF.

TITLE

CONTRACT 1103
HIN KENG TO DIAMOND HILL TUNNELS
Locations of Noise Monitoring Stations
(Construction Airborne Noise)
(Sheet 2 of 3)

SCALE 1:2000 (A3)

DRAWING NO. Figure 1.12

REV. A

PLOT DRV: d:\Program Files\Bentley\Workspace\system\plotdrv\printer.plt
MODELNAME: $MODEL$ PRINTED BY: HKGTRA014 3/12/2013 8:23:29 PM
FILENAME: G:\env\project\226805-27\3 Drawing Deliverables\Monthly EM&A\Figure 1.12.dgn

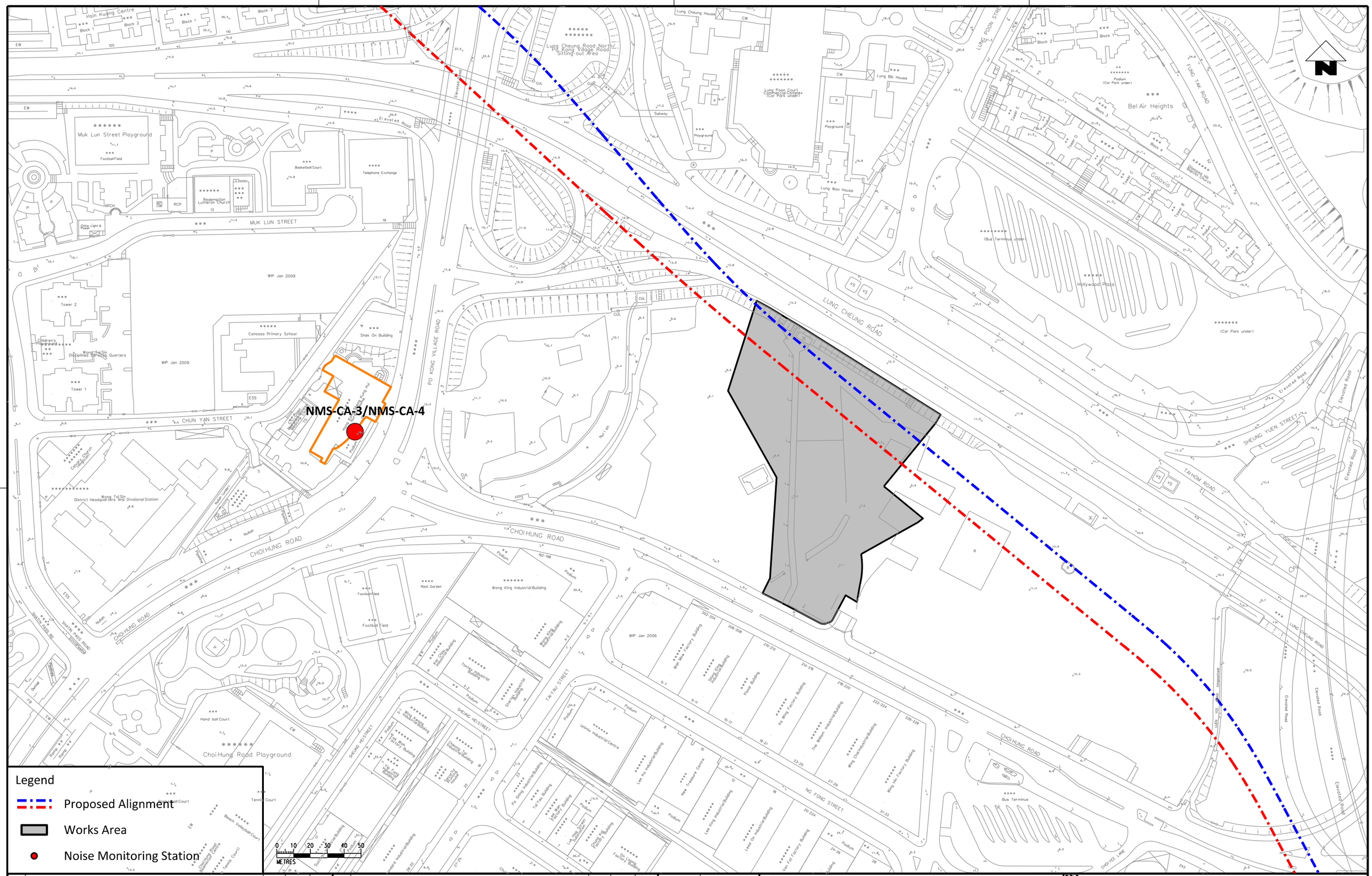

REV	DESCRIPTION	BY	DATE	APPROVED
A	FIRST ISSUE	GL	12/12	ST

DRAWN	GL
DESIGNED	GL
CHECKED	CN
APPROVED	ST
DATE	12/12

DO NOT SCALE DRAWINGS. ALL DIMENSIONS SHALL BE VERIFIED ON SITE.

© MTR CORPORATION LIMITED 2008 COPYRIGHT IN RESPECT OF THIS DRAWING / DOCUMENT IS OWNED BY THE MTR CORPORATION LIMITED OF HONG KONG. NO REPRODUCTION OF THE DRAWING / DOCUMENT OR ANY PART BY WHATEVER MEANS IS PERMITTED WITHOUT THE PRIOR WRITTEN CONSENT OF THE MTR CORPORATION LIMITED.

MTR

SHATIN TO CENTRAL LINK

ORIGINATOR

ARUP Ove Arup & Partners Hong Kong Limited

CADD REF.

TITLE

CONTRACT 1103

HIN KENG TO DIAMOND HILL TUNNELS

Locations of Noise Monitoring Stations
(Construction Airborne Noise)
(Sheet 3 of 3)

SCALE 1:2000 (A3)

DRAWING NO. Figure 1.13

REV. A

PLOT DRV: $PLTDRV$
MODELNAME: $MODEL$
FILENAME: $FILE$
PRINTED BY: $USER$ $DATE$ $TIME$

Appendix A

Construction Programme

Activity ID	Activity Name	Original Duration	Start	Finish	Physical % Complete	Total Float
CONTRACT 1103:- HIN KENG TO DIAMOND HILL TUNNELS						
PROJECT DATES						
Specific Limits (FOT A2)						
Schedule of Critical Dates (FOT A3)						
Schedule of Access Dates for Works Areas (PS A F3)						
Schedule of Access Dates for Designated Contractors (PS A I)						
Programme Data (PS A C2) Schedule of Power On Dates						
COST CENTER A - PRELIMINARIES						
Milestone Schedule - Preliminaries						
COST CENTER F - MA CHAI HANG VENTILATION BUILDING (MCV)						
COST CENTER F - Milestone Schedule - MCV						
MCV - C&S Works						
MCV - Site clearance						
MCV - ABWF						
COST CENTER G - FUNG TAK EAP/EEP BUILDING (FTA)						
COST CENTER G - Milestone Schedule - FTA						
FTA - Site clearance						
FTA - Back filling						
COST CENTER I - MAINTENANCE SHED IN MA CHAI HANG (N/A)						
Maintenance Shed - C&S Works						
COST CENTER L - ASSOCIATED WORKS						
Association Works - MCV Building						
Association Works - FTA (PTT, EAP/EEP)						
COST CENTER M - RRIW						
COST CENTER M - Milestone Schedule - RRIW (Revised by MTR)						
COST CENTER M - Milestone Schedule - RRIW (TBA)						
RRIW - at Ma Chai Hang						
RRIW - Fung Tak Public Transport Terminus (PTT)						



Milestone
Critical Milestone
Critical Remaining Work
Remaining Work
Actual MS
Remaining Level of Effort
Actual Level of Effort
Baseline (RMP)
Baseline (Las t Month)
Actual Work
Baseline Milestone
Baseline Milestone

Three Month Rolling Programme As of 31-Jul-2018

Date	Revision	Checked	Approved
31-7-2018	NA	KAR	NA

Appendix B

Environmental Monitoring Programme in Reporting Month

SCL Works Contract 1103 - Hin Keng to Diamond Hill Tunnels
Impact Monitoring Schedule - July 2018

Date		Air Quality	Noise	Site Inspection
		24-hours TSP	L_{Aeq}, 30 min	
1-Jul-18	Sun			
2-Jul-18	Mon			
3-Jul-18	Tue			
4-Jul-18	Wed			
5-Jul-18	Thu			
6-Jul-18	Fri			
7-Jul-18	Sat			
8-Jul-18	Sun			
9-Jul-18	Mon			
10-Jul-18	Tue			
11-Jul-18	Wed			
12-Jul-18	Thu			
13-Jul-18	Fri			
14-Jul-18	Sat			
15-Jul-18	Sun			
16-Jul-18	Mon			
17-Jul-18	Tue			
18-Jul-18	Wed			
19-Jul-18	Thu			
20-Jul-18	Fri			
21-Jul-18	Sat			
22-Jul-18	Sun			
23-Jul-18	Mon			
24-Jul-18	Tue			
25-Jul-18	Wed			
26-Jul-18	Thu			
27-Jul-18	Fri			
28-Jul-18	Sat			
29-Jul-18	Sun			
30-Jul-18	Mon			
31-Jul-18	Tue			

	Public Holiday
	Monitoring Day

Note: The cessation of monitoring works at NMS-CA-1 and DMS-1 was approved by EPD in Mid-July. The last monitoring date was 16 July 2018 at DMS-1 and 17 July at NMS-CA-1.

Monitoring Details

Monitoring	Locations	Parameters
Air Quality	DMS-1 - C.U.H.K.A.A Thomas Cheung School, DMS-2 - Price Memorial Catholic Primary School	24-hour TSP
Noise	NMS-CA-1 - C.U.H.K.A.A Thomas Cheung School, NMS-CA-2 - Price Memorial Catholic Primary School	$L_{Aeq(30\ min)}$, L_{10}, L_{90}

Appendix C

Environmental Mitigation Implementation Schedule (EMIS)

Environmental Mitigation Implementation Schedule – Works Contract 1103

Note: Chapters 1 to 3 of the EIA report present the background information of the Project, identified concurrent projects, objectives and scope for various environmental aspects, and description on alternative options and construction description. Chapters 4 to 14 of the EIA report present the EIA findings and mitigation measures are described below with cross-reference to the EIA report for the reporting month. Chapters 15 & 16 describe the environmental monitoring requirements and conclusion.

EIA Ref.	EM&A Log Ref	Recommended Mitigation Measures	Objectives of the Recommended Measures & Main Concerns to address	Location of the measures	When to implement the measures?	What requirements or standards for the measures to achieve?	Implementation Status
Ecology (Pre-Construction Phase)							
S5.4	E1	Engineering works should not encroach into country park boundary, Tei Lung Hau Stream and secondary woodland near the portal at Hin Keng	Minimize ecological impacts	Lion Rock Country Park, Tei Lung Hau Stream	Detailed design and construction stage	• AFCD's requirements • EIAO • Country Parks Ordinance	✓
	E2	<u>Habitat Loss</u> A detailed vegetation survey should be conducted in the Hin Keng Portal area to locate and enumerate individuals of *Aquilaria sinensis* which will potentially be affected by construction and operation of the Portal. A suitable site for transplanting all affected individuals within the footprint area should be identified and assessed for its suitability. A transplantation plan should then be drawn up and details of the transplantation methodologies and programme along with post-transplantation monitoring should be included.	Minimize ecological impacts on important species	Hin Keng Portal areas	Prior to site clearance	• AFCD's requirements	✓
S5.7	E3	<u>Tree felling and vegetation removal</u> Precautionary checks of the vegetation for the presence of nesting bird species of conservation interest should be carried out before vegetation clearance by an ecologist.	Minimize ecological impacts to breeding bird species of conservation interest	Works sites for DIH	Prior to site clearance	• AFCD's requirements	N/A

EIA Ref.	EM&A Log Ref	Recommended Mitigation Measures	Objectives of the Recommended Measures & Main Concerns to address	Location of the measures	When to implement the measures?	What requirements or standards for the measures to achieve?	Implementation Status
Ecology (Construction Phase)							
S5.7	E5	<u>Good Site Practices</u> Impact to any habitats or local fauna should be avoided by implementing good site practices, including the containment of silt runoff within the site boundary, the containment of contaminated soils for removal from the site, appropriate storage of chemicals and chemical waste away from sites of ecological value and the provision of sanitary facilities for on-site workers. Adoption of such measures should permit waste to be suitably contained within the site for subsequent removal and appropriate disposal. The following good site practices should also be implemented: • Erection of temporary geotextile silt or sediment fences/oil traps around any earth-moving works to trap any sediments and prevent them from entering watercourses in particular the Tei Lung Hau stream; • Avoidance of soil storage against trees or close to waterbodies in particular the Tei Lung Hau stream; • Delineation of works site by erecting hoardings to prevent encroachment onto adjacent habitats and fence off areas which have some ecological value e.g. Tei Lung Hau Stream and the adjoining secondary woodland, tunnel on hill at top of slope stabilisation works; • No on-site burning of waste; • Waste and refuse in appropriate receptacles.	Minimize ecological impacts	All construction sites	Construction stage		✓ ✓ ✓ ✓ ✓

EIA Ref.	EM&A Log Ref	Recommended Mitigation Measures	Objectives of the Recommended Measures & Main Concerns to address	Location of the measures	When to implement the measures?	What requirements or standards for the measures to achieve?	Implementation Status
S5.7	E7	<u>Water Quality and Hydrology</u> • Implement water control measures (ETWB TCW No. 5/2005, Protection of natural streams/ rivers from adverse impacts arising from construction works to avoid direct or indirect impacts on the Tei Lung Hau Stream) and good site practices. • Canopy tubes should be installed from the shaft structure and extend the full width of the stream. These canopy tubes with sieves along its length should be grouted and form a stable and low permeable 'umbrella' for further mining works to be carried out in stages. The canopy tubes beneath the stream area are within Completely Decomposed Granite (CDG) stratum.	• Avoid indirect water impact to any wetland habitats or wetland fauna • Minimize the drawdown of water table	Works area in Hin Keng	Construction stage	• TCW No. 5/2005	✓ ✓

EIA Ref.	EM&A Log Ref	Recommended Mitigation Measures	Objectives of the Recommended Measures & Main Concerns to address	Location of the measures	When to implement the measures?	What requirements or standards for the measures to achieve?	Implementation Status
Landscape and Visual (Construction Phase)							
S6.9.3	LV1	The following good site practices and measures for minimisation and avoidance of potential impacts are recommended: <u>Re-use of Existing Soil</u> • For soil conservation, existing topsoil shall be re-used where possible for new planting areas within the project. The construction program shall consider using the soil removed from one phase for backfilling another. Suitable storage ground, gathering ground and mixing ground may be set up on-site as necessary. <u>No-intrusion Zone</u> • To maximize protection to existing trees, ground vegetation and the associated under storey habitats, construction contracts may designate "No-intrusion Zone" to various areas within the site boundary with rigid and durable fencing for each individual no-intrusion zone. The contractor should closely monitor and restrict the site working staff from entering the "no-intrusion zone", even for indirect construction activities and storage of equipment. <u>Protection of Retained Trees</u> • All retained trees should be recorded photographically at the commencement of the Contract, and carefully protected during the construction period. Detailed tree protection specification shall be allowed and included in the Contract Specification, which specifying the tree protection requirement, submission and approval system, and the tree monitoring system. • The Contractor shall be required to submit, for approval, a detailed working method statement for the protection of trees	Minimize visual & landscape impact	Within Project Site	Construction stage	TM-EIAO	✓ ✓ ✓ ✓

EIA Ref.	EM&A Log Ref	Recommended Mitigation Measures	Objectives of the Recommended Measures & Main Concerns to address	Location of the measures	When to implement the measures?	What requirements or standards for the measures to achieve?	Implementation Status
		prior to undertaking any works adjacent to all retained trees, including trees in contractor's works sites.					
S6.12	LV2	• <u>Decorative Hoarding</u> Erection of decorative screen during construction stage to screen off undesirable views of the construction site for visual and landscape sensitive areas. Hoarding should be designed to be compatible with the existing urban context. • <u>Management of facilities on work sites</u> To provide proper management of the facilities on the sites, give control on the height and disposition/ arrangement of all facilities on the works site to minimize visual impact to adjacent VSRs. • <u>Tree Transplanting</u> Trees of high to medium survival rate would be affected by the works shall be transplanted where possible and practicable. Tree transplanting proposal including final location for transplanted trees shall be submitted separately to seek relevant government department's approval, in accordance with ETWB TCW No 3/2006.	Minimize visual & landscape impact	Within Project Site	Detailed design and construction stage	EIAO – TM ETWB TCW 2/2004 ETWB TCW 3/2006	✓ ✓ ✓

EIA Ref.	EM&A Log Ref	Recommended Mitigation Measures	Objectives of the Recommended Measures & Main Concerns to address	Location of the measures	When to implement the measures?	What requirements or standards for the measures to achieve?	Implementation Status
Air Quality (Construction Phase)							
-	A1	Emission from Vehicles and Plants • All vehicles shall be shut down in intermittent use. • Only well-maintained plant should be operated on-site and • plant should be serviced regularly to avoid emission of • black smoke. • All diesel fuelled construction plant within the works areas shall be powered by ultra-low sulphur diesel fuel (ULSD)	Reduce air pollution emission from construction vehicles and plants	All construction sites	Construction stage	• APCO	✓
		Open burning shall be prohibited	Reduce air pollution emission from work site	All construction sites	Construction stage	• APCO	✓
Construction Dust Impact							
S7.6.5	D1	The contractor shall follow the procedures and requirements given in the Air Pollution Control (Construction Dust) Regulation	Minimize dust impact at the nearby sensitive receivers	All construction sites	Construction stage	• APCO • To control the dust impact to meet HKAQO and TM-EIA criteria	✓
S7.6.5	D2	• Mitigation measures in form of regular watering under a good site practice should be adopted. Watering once per hour on exposed worksites and haul road in the Kowloon area and once per 1.5 hour at those in the Tai Wai area should be conducted to achieve dust removal efficiencies of 91.7%. While the above watering frequencies are to be followed, the extent of watering may vary depending on actual site conditions but should be sufficient to	Minimize dust impact at the nearby sensitive receivers	All construction sites	Construction stage	• APCO • To control the dust impact to meet HKAQO and TM-EIA criteria	Rdr

EIA Ref.	EM&A Log Ref	Recommended Mitigation Measures	Objectives of the Recommended Measures & Main Concerns to address	Location of the measures	When to implement the measures?	What requirements or standards for the measures to achieve?	Implementation Status
		maintain an equivalent intensity of no less than 1.8 L/m2 to achieve the dust removal efficiency					
S7.6.5	D3	• Proper watering of exposed spoil should be undertaken throughout the construction phase: • Any excavated or stockpile of dusty material should be covered entirely by impervious sheeting or sprayed with water to maintain the entire surface wet and then removed or backfilled or reinstated where practicable within 24 hours of the excavation or unloading; • Any dusty materials remaining after a stockpile is removed should be wetted with water and cleared from the surface of roads; • A stockpile of dusty material should not be extend beyond the pedestrian barriers, fencing or traffic cones. • The load of dusty materials on a vehicle leaving a construction site should be covered entirely by impervious sheeting to ensure that the dusty materials do not leak from the vehicle; • Where practicable, vehicle washing facilities with high pressure water jet should be provided at every discernible or designated vehicle exit point. The area where vehicle washing takes place and the road section between the washing facilities and the exit point should be paved with concrete, bituminous materials or hardcores; • When there are open excavation and reinstatement works, hoarding of not less than 2.4m high should be provided and properly maintained as far as practicable along the site boundary with provision for public crossing; Good site practice shall also be adopted by the Contractor to ensure the conditions of the hoardings are properly maintained throughout the construction	Minimize dust impact at the nearby sensitive receivers	All construction sites	Construction stage	• APCO • To control the dust impact to meet HKAQO and TM-EIA criteria	✓ Rdr ✓ ✓ ✓ ✓ ✓

EIA Ref.	EM&A Log Ref	Recommended Mitigation Measures	Objectives of the Recommended Measures & Main Concerns to address	Location of the measures	When to implement the measures?	What requirements or standards for the measures to achieve?	Implementation Status
		period;					
		• The portion of any road leading only to construction site that is within 30m of a vehicle entrance or exit should be kept clear of dusty materials;					✓
		• Surfaces where any pneumatic or power-driven drilling, cutting, polishing or other mechanical breaking operation takes place should be sprayed with water or a dust suppression chemical continuously;					✓
		• Any area that involves demolition activities should be sprayed with water or a dust suppression chemical immediately prior to, during and immediately after the activities so as to maintain the entire surface wet;					N/A
		• Where a scaffolding is erected around the perimeter of a building under construction, effective dust screens, sheeting or netting should be provided to enclose the scaffolding from the ground floor level of the building, or a canopy should be provided from the first floor level up to the highest level of the scaffolding;					✓
		• Any skip hoist for material transport should be totally enclosed by impervious sheeting;					✓
		• Every stock of more than 20 bags of cement or dry pulverised fuel ash (PFA) should be covered entirely by impervious sheeting or placed in an area sheltered on the top and the 3 sides;					✓

EIA Ref.	EM&A Log Ref	Recommended Mitigation Measures	Objectives of the Recommended Measures & Main Concerns to address	Location of the measures	When to implement the measures?	What requirements or standards for the measures to achieve?	Implementation Status
		• Cement or dry PFA delivered in bulk should be stored in a closed silo fitted with an audible high level alarm which is interlocked with the material filling line and no overfilling is allowed; • Loading, unloading, transfer, handling or storage of bulk cement or dry PFA should be carried out in a totally enclosed system or facility, and any vent or exhaust should be fitted with an effective fabric filter or equivalent air pollution control system; and • Exposed earth should be properly treated by compaction, turfing, hydroseeding, vegetation planting or sealing with latex, vinyl, bitumen, shotcrete or other suitable surface stabiliser within six months after the last construction activity on the construction site or part of the construction site where the exposed earth lies.					✓ ✓ N/A
S7.6.5	D6	Implement regular dust monitoring under EM&A programme during the construction stage.	Monitoring of dust impact	Selected representative dust monitoring station	Construction stage	• TM-EIA	✓

EIA Ref.	EM&A Log Ref	Recommended Mitigation Measures	Objectives of the Recommended Measures & Main Concerns to address	Location of the measures	When to implement the measures?	What requirements or standards for the measures to achieve?	Implementation Status
Construction Noise (Airborne)							
S8.3.6	N1	Implement the following good site practices: • only well-maintained plant should be operated on-site and plant should be serviced regularly during the construction programme; • machines and plant (such as trucks, cranes) that may be in intermittent use should be shut down between work periods or should be throttled down to a minimum; • plant known to emit noise strongly in one direction, where possible, be orientated so that the noise is directed away from nearby NSRs; • silencers or mufflers on construction equipment should be properly fitted and maintained during the construction works; • mobile plant should be sited as far away from NSRs as possible and practicable; • material stockpiles, mobile container site office and other structures should be effectively utilised, where practicable, to screen noise from on-site construction activities.	Control construction airborne noise	All construction sites	Construction stage	• Annex 5, TM-EIA	✓ ✓ ✓ ✓ ✓ ✓
S8.3.6	N2	Install temporary hoarding located on the site boundaries between noisy construction activities and NSRs. The conditions of the hoardings shall be properly maintained throughout the construction period.	Reduce the construction noise levels at low-level zone of NSRs through partial screening.	All construction sites	Construction stage	• Annex 5, TM-EIA	✓
S8.3.6	N3	Install movable noise barriers (typical design is wooden framed barrier with a small-cantilevered on a skid footing with 25mm thick internal sound absorptive lining), acoustic mat or full enclosure, screen the noisy plants including air compressor, generators and	Screen the noisy plant items to be used at all construction sites	All construction sites where practicable	Construction stage	• Annex 5, TM-EIA	✓

EIA Ref.	EM&A Log Ref	Recommended Mitigation Measures	Objectives of the Recommended Measures & Main Concerns to address	Location of the measures	When to implement the measures?	What requirements or standards for the measures to achieve?	Implementation Status
		saw.					
S8.3.6	N4	Use "Quiet plants"	Reduce the noise levels of plant items	All construction sites where practicable	Construction stage	• Annex 5, TM-EIA	✓
S8.3.6	N5	Sequencing operation of construction plants where practicable.	Operate sequentially within the same work site to reduce the construction airborne noise	All construction sites where practicable	Construction stage	• Annex 5, TM-EIA	✓
S8.3.6	N6	Implement a noise monitoring under EM&A programme.	Monitor the construction noise levels at the selected representative locations	Selected representative noise monitoring station	Construction stage	• TM-EIA	✓

EIA Ref.	EM&A Log Ref	Recommended Mitigation Measures	Objectives of the Recommended Measures & Main Concerns to address	Location of the measures	When to implement the measures?	What requirements or standards for the measures to achieve?	Implementation Status
Water Quality (Construction Phase)							
S10.7.1	W1	In accordance with the Practice Noise for Professional Persons on Construction Site Drainage, Environmental Protection Department, 1994 (ProPECC PN1/94), construction phase mitigation measures shall include the following: <u>*Construction Runoff and Site Drainage*</u> • At the start of site establishment (including the barging facilities), perimeter cut-off drains to direct off-site water around the site should be constructed with internal drainage works and erosion and sedimentation control facilities implemented. Channels (both temporary and permanent drainage pipes and culverts), earth bunds or sand bag barriers should be provided on site to direct stormwater to silt removal facilities. The design of the temporary on-site drainage system will be undertaken by the contractor prior to the commencement of construction. • The dikes or embankments for flood protection should be implemented around the boundaries of earthwork areas. Temporary ditches should be provided to facilitate the runoff discharge into an appropriate watercourse, through a site/sediment trap. The sediment/silt traps should be incorporated in the permanent drainage channels to enhance deposition rates. • The design of efficient silt removal facilities should be based on the guidelines in Appendix A1 of ProPECC PN 1/94, which states that the retention time for silt/sand traps should be 5 minutes under maximum flow conditions. Sizes may vary depending upon the flow rate, but for a flow rate of 0.1 m^3/s a sedimentation basin of $30m^3$ would be required and for a flow rate of 0.5 m^3/s the basin would be 150 m^3. The detailed design of the sand/silt traps shall be undertaken by the contractor prior to the	To minimize water quality impact from construction site runoff and general construction activities	All construction sites where practicable	Construction stage	• Water Pollution Control Ordinance • ProPECC PN1/94 • TM-EIAO • TM-Water	✓ ✓ Rdr

EIA Ref.	EM&A Log Ref	Recommended Mitigation Measures	Objectives of the Recommended Measures & Main Concerns to address	Location of the measures	When to implement the measures?	What requirements or standards for the measures to achieve?	Implementation Status
		commencement of construction.					
		• All exposed earth areas should be completed and vegetated as soon as possible after earthworks have been completed, or alternatively, within 14 days of the cessation of earthworks where practicable. Exposed slope surfaces should be covered by tarpaulin or other means.					✓
		• The overall slope of the site should be kept to a minimum to reduce the erosive potential of surface water flows, and all traffic areas and access roads protected by coarse stone ballast. An additional advantage accruing from the use of crushed stone is the positive traction gained during prolonged periods of inclement weather and the reduction of surface sheet flows.					✓
		• All drainage facilities and erosion and sediment control structures should be regularly inspected and maintained to ensure proper and efficient operation at all times and particularly following rainstorms. Deposited silt and grit should be removed regularly and disposed of by spreading evenly over stable, vegetated areas.					✓
		• Measures should be taken to minimise the ingress of site drainage into excavations. If the excavation of trenches in wet periods is necessary, they should be dug and backfilled in short sections wherever practicable. Water pumped out from trenches or foundation excavations should be discharged into storm drains via silt removal facilities.					✓
		• Open stockpiles of construction materials (for example, aggregates, sand and fill material) of more than 50m^3 should be covered with tarpaulin or similar fabric during rainstorms. Measures should be taken to prevent the washing away of construction materials, soil, silt or debris into any drainage system.					✓
		• Manholes (including newly constructed ones) should always be					

EIA Ref.	EM&A Log Ref	Recommended Mitigation Measures	Objectives of the Recommended Measures & Main Concerns to address	Location of the measures	When to implement the measures?	What requirements or standards for the measures to achieve?	Implementation Status
		adequately covered and temporarily sealed so as to prevent silt, construction materials or debris being washed into the drainage system and storm runoff being directed into foul sewers.					✓
		• Precautions be taken at any time of year when rainstorms are likely, actions to be taken when a rainstorm is imminent or forecasted, and actions to be taken during or after rainstorms are summarised in Appendix A2 of ProPECC PN 1/94. Particular attention should be paid to the control of silty surface runoff during storm events, especially for areas located near steep slopes.					✓
		• All vehicles and plant should be cleaned before leaving a construction site to ensure no earth, mud, debris and the like is deposited by them on roads. An adequately designed and sited wheel washing facilities should be provided at every construction site exit where practicable. Wash-water should have sand and silt settled out and removed at least on a weekly basis to ensure the continued efficiency of the process. The section of access road leading to, and exiting from, the wheel-wash bay to the public road should be paved with sufficient backfall toward the wheel-wash bay to prevent vehicle tracking of soil and silty water to public roads and drains.					✓
		• Oil interceptors should be provided in the drainage system downstream of any oil/fuel pollution sources. The oil interceptors should be emptied and cleaned regularly to prevent the release of oil and grease into the storm water drainage system after accidental spillage. A bypass should be provided for the oil interceptors to prevent flushing during heavy rain.					✓
		• Construction solid waste, debris and rubbish on site should be collected, handled and disposed of properly to avoid water quality impacts.					✓
		• All fuel tanks and storage areas should be provided with locks					✓

EIA Ref.	EM&A Log Ref	Recommended Mitigation Measures	Objectives of the Recommended Measures & Main Concerns to address	Location of the measures	When to implement the measures?	What requirements or standards for the measures to achieve?	Implementation Status
		and sited on sealed areas, within bunds of a capacity equal to 110% of the storage capacity of the largest tank to prevent spilled fuel oils from reaching water sensitive receivers nearby. • All the earth works involving should be conducted sequentially to limit the amount of construction runoff generated from exposed areas during the wet season (April to September) as far as practicable. • Adopt best management practices					✓ ✓
S10.7.1	W2	*Tunnelling Works* • Cut-&-cover/ open cut tunnelling work should be conducted sequentially to limit the amount of construction runoff generated from exposed areas during the wet season (April to September) as far as practicable. • Uncontaminated discharge should pass through sedimentation tanks prior to off-site discharge • The wastewater with a high concentration of SS should be treated (e.g. by sedimentation tanks with sufficient retention time) before discharge. Oil interceptors would also be required to remove the oil, lubricants and grease from the wastewater. • Direct discharge of the bentonite slurry (as a result of D-wall and bored tunnelling construction) is not allowed. It should be reconditioned and reused wherever practicable. Temporary storage locations (typically a properly closed warehouse) should be provided on site for any unused bentonite that needs to be transported away after all the related construction activities are completed. The requirements in ProPECC PN 1/94 should be adhered to in the handling and disposal of bentonite slurries.	To minimize construction water quality impact from tunneling works	All tunneling portion	Construction stage	• Water Pollution Control Ordinance • ProPECC PN 1/94 • TM-water • TM-EIAO	✓ ✓ ✓ ✓
S10.7.1	W3	*Sewage Effluent*	To minimize water quality	All construction sites	Construction	• Water Pollution	

EIA Ref.	EM&A Log Ref	Recommended Mitigation Measures	Objectives of the Recommended Measures & Main Concerns to address	Location of the measures	When to implement the measures?	What requirements or standards for the measures to achieve?	Implementation Status
		• Portable chemical toilets and sewage holding tanks are recommended for handling the construction sewage generated by the workforce. A licensed contractor should be employed to provide appropriate and adequate portable toilets and be responsible for appropriate disposal and maintenance.	from sewage effluent	where practicable	stage	Control Ordinance • TM-water	✓
S10.7.1	W4	*Groundwater from Contaminated Area:* • No direct discharge of groundwater from contaminated areas should be adopted. Prior to the excavation works within these potentially contaminated areas, the groundwater quality should be reviewed with reference to the site investigation data in this EIA report for compliance to the Technical Memorandum on Standards for Effluents Discharged into Drainage on Sewerage Systems, Inland and Coastal Waters (TM-Water) and the existence of prohibited substance should be confirmed. The review results should be submitted to EPD for examination If the review results indicated that the groundwater to be generated from the excavation works would be contaminated, the contaminated groundwater should be either properly treated in compliance with the requirements of the TM-Water or properly recharged into the ground. • If wastewater treatment is deployed, the wastewater treatment unit shall deploy suitable treatment process (e.g. oil interceptor / activated carbon) to reduce the pollution level to an acceptable standard and remove any prohibited substances (e.g. TPH) to undetectable range. All treated effluent from wastewater treatment plant shall meet the requirements as stated in TM-Water and should be discharged into the foul sewers. • If groundwater recharging wells are deployed, recharging wells should be installed as appropriate for recharging the contaminated groundwater back into the ground. The recharging wells should be selected at places where the groundwater quality	To minimize groundwater quality impact from contaminated area	Excavation areas where contamination is found.	Construction stage	• Water Pollution Control Ordinance • TM-water • TM-EIAO	N/A N/A N/A

Notes (*): ✓ - Compliance; N/A – Not Applicable; N/O – Not Observed; Rdr – Reminder; Obs – Observation; N/C – Non Compliance

EIA Ref.	EM&A Log Ref	Recommended Mitigation Measures	Objectives of the Recommended Measures & Main Concerns to address	Location of the measures	When to implement the measures?	What requirements or standards for the measures to achieve?	Implementation Status
		will not be affected by the recharge operation as indicated in the Section 2.3 of TM-Water. The baseline groundwater quality shall be determined prior to the selection of the recharge wells, and submit a working plan (including the laboratory analytical results showing the quality of groundwater at the proposed recharge location(s) as well as the pollutant levels of groundwater to be recharged) to EPD for agreement. Pollution levels of groundwater to be recharged shall not be higher than pollutant levels of ambient groundwater at the recharge well. Prior to recharge, any prohibited substances such as TPH products should be removed as necessary by installing the petrol interceptor. The Contractor should apply for a discharge licence under the WPCO through the Regional Office of EPD for groundwater recharge operation or discharge of treated groundwater.					
S10.7.1	W7	In order to prevent accidental spillage of chemicals, the following is recommended: • All the tanks, containers, storage area should be bunded and the locations should be locked as far as possible from the sensitive watercourse and stormwater drains. • The Contractor should register as a chemical waste producer if chemical wastes would be generated. Storage of chemical waste arising from the construction activities should be stored with suitable labels and warnings. • Disposal of chemical wastes should be conducted in compliance with the requirements as stated in the Waste disposal (Chemical Waste) (General) Regulation.	To minimize water quality impact from accidental spillage	All construction sites where practicable	Construction stage	• Water Pollution Control Ordinance • ProPECC PN1/94 • TM-EIAO • TM-Water	✓ ✓ ✓

EIA Ref.	EM&A Log Ref	Recommended Mitigation Measures	Objectives of the Recommended Measures & Main Concerns to address	Location of the measures	When to implement the measures?	What requirements or standards for the measures to achieve?	Implementation Status
Waste Management (Construction Phase)							
S11.4.1.1	WM1	*On-site sorting of C&D material* • Geological assessment should be carried out by competent persons on site during excavation to identify materials which are not suitable to use as aggregate in structural concrete (e.g. volcanic rock, Aplite dyke rock, etc). Volcanic rock and Aplite dyke rock should be separated at the source sites as far as practicable and stored at designated stockpile areas preventing them from delivering to crushing facilities. The crushing plant operator should also be reminded to set up measures to prevent unsuitable rock from ended up at concrete batching plants and be turned into concrete for structural use. Details regarding control measures at source site and crushing facilities should be submitted by the Contractors for the Engineer to review and agree. In addition, site records should also be kept for the types of rock materials excavated and the traceability of delivery will be ensured with the implementation of Trip Ticket System and enforced by site supervisory staff as stipulated under DEVB TC(W) No. 6/2010 for tracking of the correct delivery to the rock crushing facilities for processing into aggregates. Alternative disposal option for the reuse of volcanic rock and Aplite Dyke rock, etc should also be explored.	Separation of unsuitable rock from ending up at concrete batching plants and be turned into concrete for structural use	All construction sites	Construction stage	• DEVB TC(W) No. 6/2010	✓
S11.5.1	WM2	*Construction and Demolition Material* • Maintain temporary stockpiles and reuse excavated fill material for backfilling and reinstatement; • Carry out on-site sorting; • Make provisions in the Contract documents to allow and	Good site practice to minimize the waste generation and recycle the C&D materials as far as practicable so as to reduce the amount for final disposal	All construction sites	Construction stage	• Land (Miscellaneous Provisions) Ordinance • Waste Disposal Ordinance	✓ ✓

EIA Ref.	EM&A Log Ref	Recommended Mitigation Measures	Objectives of the Recommended Measures & Main Concerns to address	Location of the measures	When to implement the measures?	What requirements or standards for the measures to achieve?	Implementation Status
		promote the use of recycled aggregates where appropriate; • Adopt 'Selective Demolition' technique to demolish the existing structures and facilities with a view to recovering broken concrete effectively for recycling purpose, where possible; • Implement a trip-ticket system for each works contract to ensure that the disposal of C&D materials are properly documented and verified; and • Implement an enhanced Waste Management Plan similar to ETWBTC (Works) No. 19/2005 – "Environmental Management on Construction Sites" to encourage on-site sorting of C&D materials and to minimize their generation during the course of construction. • In addition, disposal of the C&D materials onto any sensitive locations such as agricultural lands, etc. should be avoided. The Contractor shall propose the final disposal sites to the Project Proponent and get its approval before implementation				• ETWB TCW No. 19/2005	✓ ✓ ✓ ✓ ✓
S11.5.1	WM3	<u>*C&D Waste*</u> • Standard formwork or pre-fabrication should be used as far as practicable in order to minimise the arising of C&D materials. The use of more durable formwork or plastic facing for the construction works should be considered. Use of wooden hoardings should not be used, as in other projects. Metal hoarding should be used to enhance the possibility of recycling. The purchasing of construction materials will be carefully planned in order to avoid over ordering and wastage. • The Contractor should recycle as much of the C&D materials as possible on-site. Public fill and C&D waste should be segregated and stored in different containers or skips to enhance reuse or recycling of materials and their proper disposal. Where practicable, concrete and masonry can be	Good site practice to minimize the waste generation and recycle the C&D materials as far as practicable so as to reduce the amount for final disposal	All construction sites	Construction stage	• Land (Miscellaneous Provisions) Ordinance • Waste Disposal Ordinance • ETWB TCW No. 19/2005	✓ ✓

EIA Ref.	EM&A Log Ref	Recommended Mitigation Measures	Objectives of the Recommended Measures & Main Concerns to address	Location of the measures	When to implement the measures?	What requirements or standards for the measures to achieve?	Implementation Status
		crushed and used as fill. Steel reinforcement bar can be used by scrap steel mills. Different areas of the sites should be considered for such segregation and storage.					
S11.5.1	WM4	*General Refuse* • General refuse generated on-site should be stored in enclosed bins or compaction units separately from construction and chemical wastes. • A reputable waste collector should be employed by the Contractor to remove general refuse from the site, separately from construction and chemical wastes, on a daily basis to minimize odour, pest and litter impacts. Burning of refuse on construction sites is prohibited by law. • Aluminium cans are often recovered from the waste stream by individual collectors if they are segregated and made easily accessible. Separate labelled bins for their deposit should be provided if feasible. • Office wastes can be reduced through the recycling of paper if volumes are large enough to warrant collection. Participation in a local collection scheme should be considered by the Contractor.	Minimize production of the general refuse and avoid odour, pest and litter impacts	All construction sites	Construction stage	• Waste Disposal Ordinance	Rdr ✓ ✓ ✓
S11.5.1	WM5	Excavated Contaminated Soils Details of the mitigation measures on handling of the contaminated soil shall be referred to Section on Land Contamination below.	To remediate contaminated soil	Site L4 (Former Tai Hom Village)	Site remediation	• Guidance Notes for Investigation and Remediation of Contaminated Sites of Petrol Filling Stations, Boat yards and Car Repair/Dismantling Workshop.	

EIA Ref.	EM&A Log Ref	Recommended Mitigation Measures	Objectives of the Recommended Measures & Main Concerns to address	Location of the measures	When to implement the measures?	What requirements or standards for the measures to achieve?	Implementation Status
S11.5.1	WM7	*Chemical Waste* • Chemical waste that is produced, as defined by Schedule 1 of the Waste Disposal (Chemical Waste) (General) Regulation, should be handled in accordance with the Code of Practice on the Packaging, Labelling and Storage of Chemical Wastes. • Containers used for the storage of chemical wastes should be suitable for the substance they are holding, resistant to corrosion, maintained in a good condition, and securely closed; have a capacity of less than 450 liters unless the specification has been approved by the EPD; and display a label in English and Chinese in accordance with instructions prescribed in Schedule 2 of the regulation. • The storage area for chemical wastes should be clearly labelled and used solely for the storage of chemical waste; enclosed on at least 3 sides; have an impermeable floor and bunding of sufficient capacity to accommodate 110% of the volume of the largest container or 20 % of the total volume of waste stored in that area, whichever is the greatest; have adequate ventilation; covered to prevent rainfall entering; and arranged so that incompatible materials are adequately separated. • Disposal of chemical waste should be via a licensed waste collector; be to a facility licensed to receive chemical waste, such as the Chemical Waste Treatment Centre which also offers a chemical waste collection service and can supply the necessary storage containers; or be to a reuser of the waste, under approval from the EPD.	Control the chemical waste and ensure proper storage, handling and disposal.	All construction sites	Construction stage	• Waste Disposal (Chemical Waste) General) Regulation • Code of Practice on the Packaging, Labelling and Storage of Chemical Waste	✓ Rdr ✓ ✓

EIA Ref.	EM&A Log Ref	Recommended Mitigation Measures	Objectives of the Recommended Measures & Main Concerns to address	Location of the measures	When to implement the measures?	What requirements or standards for the measures to achieve?	Implementation Status
S14.2	EM1	An Independent Environmental Checker needs to be employed as per the EM&A Manual.	Control EM&A Performance	All construction sites	Construction stage	• EIAO Guidance Note No.4/2010 • TM-EIAO	✓
S14.2 – 14.4	EM2	1) An Environmental Team needs to be employed as per the EM&A Manual. 2) Prepare a systematic Environmental Management Plan to ensure effective implementation of the mitigation measures. 3) An environmental impact monitoring needs to be implementing by the Environmental Team to ensure all the requirements given in the EM&A Manual are fully complied with.	Perform environmental monitoring & auditing	All construction sites	Construction stage	• EIAO Guidance Note No.4/2010 • TM-EIAO	✓ ✓ ✓

EIA Ref.	EM&A Log Ref	Recommended Mitigation Measures	Objectives of the Recommended Measures & Main Concerns to address	Location of the measures	When to implement the measures?	What requirements or standards for the measures to achieve?	Implementation Status
Chapter 13.13	A13A.10.2.1 and A13A.10.2.4	The truck design should comply with the Requirements for Approval of an Explosives Delivery Vehicle (CEDD 2) and limit the amount of combustibles in the cabin. This should be combined with monthly vehicle inspection	To meet the ALARP requirement.	Explosive Magazine	Construction phase		✓
Chapter 13.13	A13A.10.2.2	Blasting activities including storage, transport and use of explosives should be supervised and audited by competent site staff to ensure strict compliance with the blasting permit conditions.	To ensure that the risks from the proposed explosives storage, transport and use would not be unacceptable	Works areas at which explosives would be stored and/or used.	Construction phase	•Dangerous Goods Ordinance	✓
Chapter 13.13	A13A.10.2.1 and A13A.10.2.5	Only the required quantity of explosives for a particular blast should be transported to avoid the return of unused explosives to the temporary magazines. The number of return trips to the magazine should be minimized. If disposal is required for small quantities, disposal should be made in a controlled and safe manner by a Registered Shotfirer.	To reduce the risk during explosives transport.	Works areas at which explosives would be stored and/ or used.	Construction phase		✓
Chapter 13.13	A13A.10.2.1	A minimum headway between two consecutive truck conveys of at least 10 min is recommended.	To ensure that the risk from the proposed explosives transport would not be unacceptable	Along explosives transport route.	Construction phase.		✓
Chapter 13.13	A13A.10.2.1	The explosive truck accident frequency should be minimized by implementing a dedicated training programme for both the driver and his attendants, including regular briefing sessions, implementation of a defensive driving attitude. In addition, drivers should be selected based on good safety record, and medical checks.	To meet the ALARP requirement.	-	Construction phase		✓
Chapter 13.13	A13A.10.2.1	The explosive truck fire involvement frequency should be minimized by implementing a better emergency response and training to make	To meet the ALARP requirement.	-	Construction phase		

EIA Ref.	EM&A Log Ref	Recommended Mitigation Measures	Objectives of the Recommended Measures & Main Concerns to address	Location of the measures	When to implement the measures?	What requirements or standards for the measures to achieve?	Implementation Status
		sure the adequate fire extinguishers are used and attempt is made to evacuate the area of the incident or securing the explosive load if possible. All explosive vehicles should also be equipped with the required amount and type of fire extinguishers and shall be agreed with Mines Division.					✓
Chapter 13.13	A13A.10.2.1	The contractor should as far as practicable combine the explosive deliveries for a given work area.	To meet the ALARP requirement.	-	Construction phase		✓
Chapter 13.13	A13A.10.2.1	The Contractor should as far as practicable use the preferred transport route.	To ensure that the risk from the proposed explosives transport would not be unacceptable	Along explosives transport route.	Construction phase		✓
Chapter 13.13	A13A.10.2.1	The Contractor should coordinate explosives deliveries with the delivery of chlorine to Shatin Water Treatment Works in order to avoid overlapping.	To ensure that the risk from the proposed explosives transport would not be unacceptable	Along explosives transport route.	Construction phase		✓
Chapter 13.13	A13A.10.2.4	Use only experienced driver(s) with good safety record for explosive vehicle(s). Training should be provided to ensure it covers all major safety subjects.	To ensure safe transport of explosives	At suitable location	Construction phase		✓
Chapter 13.13	A13A.10.2.4	Develop procedure to ensure that parking space on the site is available for the explosive truck. Confirmation of parking space should be communicated to truck drivers before delivery.	To ensure that the risks from the proposed explosives storage and transport would not be unacceptable	Explosive magazine	Construction phase		✓
Chapter 13.13	A13A.10.2.3	Delivery vehicles shall not be permitted to remain unattended within the magazine site (or appropriately wheel-locked).	To reduce the risk of fire within the magazine	Explosive Magazine	Construction phase		✓

EIA Ref.	EM&A Log Ref	Recommended Mitigation Measures	Objectives of the Recommended Measures & Main Concerns to address	Location of the measures	When to implement the measures?	What requirements or standards for the measures to achieve?	Implementation Status
Chapter 13.13	A13A.10.2.3	Good house-keeping within and outside of the magazine to ensure that combustible materials (including vegetation) are removed and not allowed to accumulate.	To reduce the risk of fire within the magazine	Explosive Magazine	Construction phase		✓
Chapter 13.13	A13A.10.2.4	Detonators shall not be transported in the same vehicle with other Class 1 explosives	To reduce the risk of explosion during the transport of cartridged emulsion	-	Construction phase		✓
Chapter 13.13	A13A.10.2.2	Emergency plan (ie magazine operational manual) shall be developed to address uncontrolled fire in magazine area. The case of fire near an explosive carrying truck in jammed traffic should also be covered. Drill of the emergency plan should be carried out at regular intervals.	To reduce the risk of fire	Explosive Magazine and along explosives transport route.	Construction phase		✓
Chapter 13.13	A13A.10.2.2	The magazine storage quantities need to be reported on a monthly basis to ensure that the two day storage capacity is not exceeded.	To reduce the risk within the magazine	Temporary explosives magazine	Construction phase		✓
Chapter 13.13	A13A.10.2.2	Adverse weather working guideline should be developed to clearly define procedure for transport explosives during thunderstorm.	To ensure safe transport of explosives	Along explosives transport route.	Construction phase		✓
Chapter 13.13	A13A.10.2.4	During transport of the explosives within the tunnel, hot work should not be permitted	To ensure safe transport of explosives	Along explosives transport route.	Construction phase		✓

EIA Ref.	EM&A Log Ref	Recommended Mitigation Measures	Objectives of the Recommended Measures & Main Concerns to address	Location of the measures	When to implement the measures?	What requirements or standards for the measures to achieve?	Implementation Status
Chapter 13.13	A13A.10.2.4	Ensure that packaging of detonators remains intact until handed over at blasting site.	To reduce the risk of explosion during the transport of detonator	-	Construction phase		✓
Chapter 13.13	A13A.10.2.4	Steel vehicle tray welded to a steel vertical fire screen should be mounted at least 150 mm behind the drivers cab and 100 mm from the steel cargo compartment, the vertical screen shall protrude 150 mm in excess of all three (3) sides of the steel cargo compartment	To reduce the risk during explosives transport.	-	Construction phase		✓
Chapter 13.13	A13A.10.2.5	Ensure cartridged emulsion with high water content should be preferred. Also, the emulsion with perchlorate formulation should be avoided.	To ensure safe explosives to be used	-	Construction phase		✓
Chapter 13.13	A13A.10.2.3	Traffic Management should be implemented within the temporary magazine site, to ensure that no more than 1 vehicle will be loaded at any time, in order to avoid accidents involving multiple vehicles within the site boundary. Based on the construction programme, considering that 6 trucks could be loaded over a peak 2 hour period, this is considered feasible.	To ensure that the risks from the proposed explosives storage and transport would not be unacceptable	Temporary explosives magazine	Construction phase		✓
Chapter 13.13	A13A.10.2.3	The design of the fill slope close to the temporary magazine site should consider potential washout failures and incorporate engineering measures to prevent a washout causing damage to the temporary magazine stores	To ensure that the risks from the proposed explosives storage would not be unacceptable	Temporary explosives magazine	Construction phase		✓
Chapter 13.13	A13A.10.2.2	The security plan should address different alert security level to reduce opportunity for arson / deliberate initiation of explosives. The corresponding security procedure should be implemented with respect to prevailing security alert status announced by the	To ensure that the risks from the proposed explosives storage would not be unacceptable	Temporary explosives magazine	Construction phase		✓

EIA Ref.	EM&A Log Ref	Recommended Mitigation Measures	Objectives of the Recommended Measures & Main Concerns to address	Location of the measures	When to implement the measures?	What requirements or standards for the measures to achieve?	Implementation Status
		Government.					
Chapter 13.13	A13A.10.2.3	A suitable work control system should be introduced, such as an operational manual including Permit-to-Work system.	To ensure that the risks from the proposed explosives storage would not be unacceptable	Temporary explosives magazine	Construction phase		✓
Chapter 13.13	A13A.10.2.3	The magazine building shall be regularly checked for water seepage through the roof, walls or floor.	To ensure that the risks from the proposed explosives storage would not be unacceptable	Temporary explosives magazine	Construction phase		✓
Chapter 13.13	A13B.7.2	Blast charge weight (MIC) should be within the maximum MIC as specified for the given section.	To ensure safe use of explosives	Along tunnel alignment	Construction phase		✓
Chapter 13.13	A13B.7.2	Temporary mitigation measures such as blast doors or heavy duty blast curtains should be installed at the access adits, shafts/ portals and at suitable locations underground to prevent flyrock and control the air overpressure.	To ensure safe use of explosives	Along tunnel alignment	Construction phase		✓
Chapter 13.13	A13B.7.2	Blasting from multiple faces as well as different locations will be carried out for this project. Good communication and control will need to be adopted in ensuring that the works are carried out safely.	To ensure safe use of explosives	Along tunnel alignment	Construction phase		✓
Chapter 13.13	A13B.7.2	It is intended that complete evacuation of the underground tunnels need not be carried out and secure refuge areas should be identified to workers in the area.	To ensure safe use of explosives	Along tunnel alignment	Construction phase		✓
Chapter 13.13	A13B.7.2	A Chief Shotfirer and a Blasting Coordinator shall be employed in addition to the normal blasting personnel to ensure that the works are safe and coordinated between blasting areas and between	To ensure safe use of explosives	Along tunnel alignment	Construction phase		✓

EIA Ref.	EM&A Log Ref	Recommended Mitigation Measures	Objectives of the Recommended Measures & Main Concerns to address	Location of the measures	When to implement the measures?	What requirements or standards for the measures to achieve?	Implementation Status
		adjacent contracts.					
Chapter 13.13	A13B.7.2	Shotfirer to be provided with a lightning detector, and appropriate control measures should be in place.	To ensure safe use of explosives	Along tunnel alignment	Construction phase		✓
Chapter 13.13	A13B.7.2	A speed limit for the diesel vehicle truck and bulk emulsion truck in the tunnel should be enforced. The truck may be escorted while underground to ensure route is clear from hazards and obstructions.	To ensure safe use of explosives	Along tunnel alignment	Construction phase		✓
Chapter 13.13	A13B.7.2	Hot work should be suspended during passage of the diesel vehicle truck and bulk emulsion truck in the tunnel.	To ensure safe use of explosives	Along tunnel alignment	Construction phase		✓
Chapter 13.13	A13B.7.2	For any construction works related to use of explosives near gas facilities and gas pipes, the requirements of the Code of Practice on Avoiding Danger from Gas Pipes must be respected, in particular, to ensure liaison/coordination with HKCG with sufficient notice of planned works and to follow prescribed emergency procedures in case of leaks.	To ensure safe use of explosives	Along tunnel alignment	Construction phase		✓
Chapter 13.13	A13B.7.2	A detailed liaison between the contractor and HKCG should be established. HKCG should be notified about the blasting schedule in written format within a reasonable period of time prior to blasting in order to ensure the gas safety during the construction period. Also, liaison should be made with HKCG to develop an emergency plan.	To ensure safe use of explosives	Along tunnel alignment	Construction phase		✓
Chapter 13.13	A13C.8	Installation of on-site gas monitors in all relevant SCL construction/operation areas;	To reduce the risks to the SCL staff, construction workers and passengers	-	Construction and operation phases		N/A

EIA Ref.	EM&A Log Ref	Recommended Mitigation Measures	Objectives of the Recommended Measures & Main Concerns to address	Location of the measures	When to implement the measures?	What requirements or standards for the measures to achieve?	Implementation Status
Chapter 13.13	A13C.8	Establishment of emergency response and evacuation plans (co-operation of various parties/departments required. For the operational phase the emergency plan should also include adequate procedures for controlling the tunnel ventilation system and stopping of the SCL train traffic in order to prevent the trains moving into the affected areas.)	To reduce the risks to the SCL staff, construction workers and passengers	-	Construction and operation phases		✓
Chapter 13.13	A13C.8	Safety/emergency response/evacuation training and drills for all personnel	To reduce the risks to the SCL staff, construction workers and passengers	-	Construction and operation phases		✓

Appendix D

Calibration Certificates for Air Monitoring Equipment

Ove Arup Partners (Hong Kong) Limited

High Volume Air Sampler Calibration Worksheet

Calibration date	26-Jun-18	**Barometric pressure**	760 mm Hg
Next Calibration date	25-Aug-18	**Tempature (°C)**	27 °C
Sampler location	DMS2 - Price Memorial Catholic Prir	**Tempature (K)**	300 K
Sampler model	TE-5170	**P_{std}**	760 mm Hg
Sampler serial number	3761	**T_{std}**	298 K

Calibrator model	TE-5025A
Calibrator serial number	2421
Slope of the standard curve, m_s	2.00576
Intercept of the standard curve, b_s	0.00519

Resistance Plate No.	Manometer Reading (inch H_2O)	Flow Recorder Reading (CFM)	Calculated Q_{std} (m^3/min)	Continuous Flow Recorder Reading IC (CFM)
5	3.40	34.00	0.91	33.89
7	5.00	39.00	1.11	38.87
10	7.30	48.00	1.34	47.84
13	9.00	52.00	1.49	51.83
18	11.30	58.00	1.67	57.81

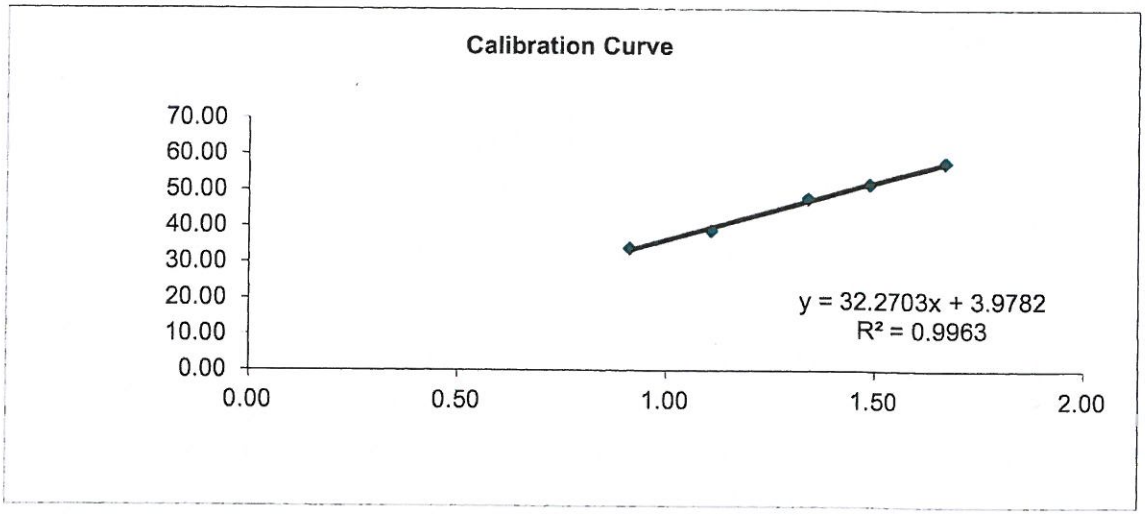

Linear Regression

Sampler slope (m) :	**32.2703**
Sampler intercept (b) :	**3.9782**
Correlation coefficient (R^2) :	**0.9963**

Correlation coefficient is greater than 0.9900 and the calibration result is accepted.

Performed by: _____ Date: 26 - Jun - 18

Checked by: _____ Date: 26 - June - 18

G:\env\project\23437\env_data\dust\DMS2 - Price Memorial Catholic Primary School_3761.xls\0522-Worksheet

Ove Arup Partners (Hong Kong) Limited

High Volume Air Sampler Calibration Worksheet

Calibration date	26-Jun-18	**Barometric pressure**	760 mm Hg
Next Calibration date	25-Aug-18	**Tempature (°C)**	27 °C
Sampler location	DMS1 - Thomas Cheung School	**Tempature (K)**	300 K
Sampler model	TE-5170	**P_{std}**	760 mm Hg
Sampler serial number	3763	**T_{std}**	298 K

Calibrator model	TE-5025A
Calibrator serial number	2421
Slope of the standard curve, m_s	2.00576
Intercept of the standard curve, b_s	0.00519

Resistance Plate No.	Manometer Reading (inch H_2O)	Flow Recorder Reading (CFM)	Calculated Q_{std} (m^3/min)	Continuous Flow Recorder Reading IC (CFM)
5	3.60	29.00	0.94	28.90
7	5.50	36.00	1.16	35.88
10	8.60	45.00	1.45	44.85
13	10.60	52.00	1.62	51.83
18	13.20	57.00	1.80	56.81

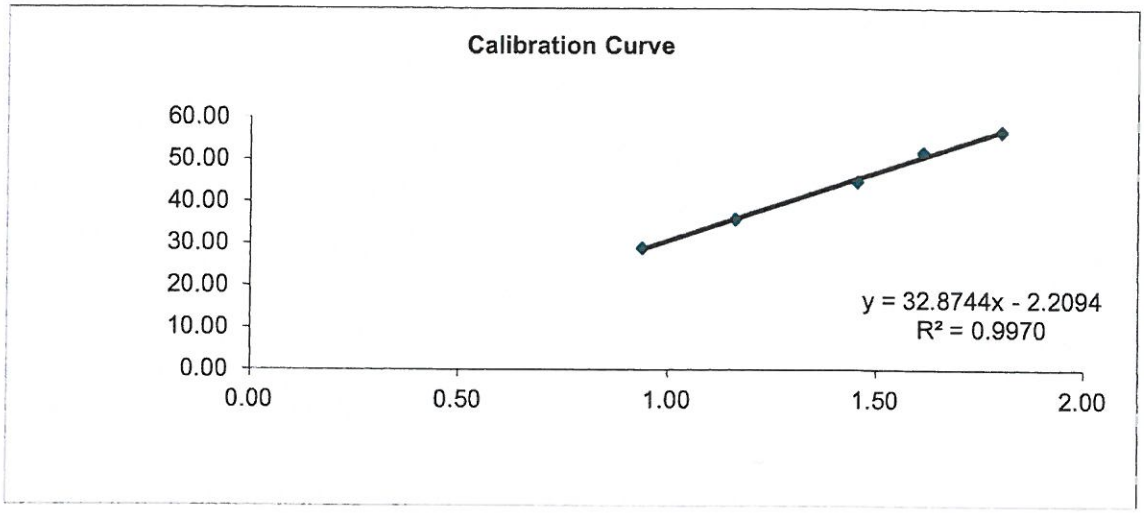

Linear Regression

Sampler slope (m) :	**32.8744**
Sampler intercept (b) :	**-2.2094**
Correlation coefficient (R^2) :	**0.9970**

Correlation coefficient is greater than 0.9900 and the calibration result is accepted.

Performed by: _____ Date: 26-Jun-18

Checked by: _____ Date: 26-Jun-18

G:\env\project\23437\env_data\dust\DMS1 - Thomas Cheung School_3763TSP.NWM.201706062032.xls\0522-Worksheet

TISCH Environmental

RECALIBRATION DUE DATE:
January 24, 2019

Certificate of Calibration

Calibration Certification Information					
Cal. Date:	January 24, 2018	**Rootsmeter S/N:** 438320	**Ta:** 293	°K	
Operator:	Jim Tisch		**Pa:** 756.9	mm Hg	
Calibration Model #:	TE-5025A	**Calibrator S/N:** **2421**			

Run	Vol. Init (m3)	Vol. Final (m3)	ΔVol. (m3)	ΔTime (min)	ΔP (mm Hg)	ΔH (in H2O)
1	1	2	1	1.4300	3.2	2.00
2	3	4	1	1.0130	6.4	4.00
3	5	6	1	0.9080	7.9	5.00
4	7	8	1	0.8650	8.8	5.50
5	9	10	1	0.7180	12.6	8.00

Data Tabulation

Vstd (m3)	Qstd (x-axis)	$\sqrt{\Delta H\left(\frac{Pa}{Pstd}\right)\left(\frac{Tstd}{Ta}\right)}$ (y-axis)	Va	Qa (x-axis)	$\sqrt{\Delta H\left(Ta/Pa\right)}$ (y-axis)
1.0087	0.7054	1.4233	0.9958	0.6963	0.8799
1.0044	0.9915	2.0129	0.9915	0.9788	1.2443
1.0024	1.1039	2.2505	0.9896	1.0898	1.3912
1.0012	1.1574	2.3603	0.9884	1.1426	1.4591
0.9961	1.3873	2.8467	0.9834	1.3696	1.7598
QSTD	**m=**	**2.08658**	**QA**	**m=**	**1.30658**
	b=	**-0.05201**		**b=**	**-0.03215**
	r=	**0.99998**		**r=**	**0.99998**

Calculations

Vstd=	ΔVol((Pa-ΔP)/Pstd)(Tstd/Ta)	**Va=**	ΔVol((Pa-ΔP)/Pa)
Qstd=	Vstd/ΔTime	**Qa=**	Va/ΔTime

For subsequent flow rate calculations:

Qstd= $1/m\left(\left(\sqrt{\Delta H\left(\frac{Pa}{Pstd}\right)\left(\frac{Tstd}{Ta}\right)}\right)-b\right)$

Qa= $1/m\left(\left(\sqrt{\Delta H\left(Ta/Pa\right)}\right)-b\right)$

Standard Conditions	
Tstd:	298.15 °K
Pstd:	760 mm Hg

Key

- ΔH: calibrator manometer reading (in H2O)
- ΔP: rootsmeter manometer reading (mm Hg)
- Ta: actual absolute temperature (°K)
- Pa: actual barometric pressure (mm Hg)
- b: intercept
- m: slope

RECALIBRATION

US EPA recommends annual recalibration per 1998 40 Code of Federal Regulations Part 50 to 51, Appendix B to Part 50, Reference Method for the Determination of Suspended Particulate Matter in the Atmosphere, 9.2.17, page 30

Tisch Environmental, Inc.
145 South Miami Avenue
Village of Cleves, OH 45002

www.tisch-env.com
TOLL FREE: (877)263-7610
FAX: (513)467-9009

Appendix E

Dust Results

Location: DMS-1 - C.U.H.K.A.A. Thomas Cheung School

Details of 24-Hour TSP Monitoring

Filter No.	Month	Date	Time periods		Receptor No.	Weather condition	Site condition	Pressure (mmHg)		Temperature (oC)		Flow Recorder Reading (CFM)		Filter Weight (g)		TSP weight (g)	Flow Rate (m^3/min)		Average Flow Rate (m^3/min)	Elapse Time		Sampling Time (mins.)	Total vol. (m^3)	24-hour TSP Level (μg/m^3)	Action Level (μg/m^3)	Limit Level (μg/m^3)
			Start	Finish				Initial	Final	Initial	Final	Initial	Final	Initial	Final		Initial	Final		Start	Finish					
103742	Jul-18	4-Jul-18	0:00	0:00	DMS1	Fine	Normal Operation	751.7	751.7	30.3	30.0	40.0	40.0	2.8241	2.9126	0.0885	1.2754	1.2761	1.2758	8079.24	8103.24	1440.00	1837.08	48.2	148.7	260.0
103744	Jul-18	10-Jul-18	0:00	0:00	DMS1	Fine	Normal Operation	753.8	751.4	29.0	29.6	38.0	38.0	2.5872	2.6480	0.0608	1.2227	1.2198	1.2213	8103.25	8127.25	1440.00	1758.60	34.6	148.7	260.0
103746	Jul-18	16-Jul-18	0:00	0:00	DMS1	Fine	Normal Operation	752.9	751.8	28.2	30.0	42.0	42.0	2.5555	2.6128	0.0573	1.3372	1.3328	1.3350	8127.26	8151.26	1440.00	1922.40	29.8	148.7	260.0

Average (μg/m3)	37.5
Max (μg/m3)	48.2
Min (μg/m3)	29.8

Location: DMS-2 Price Memorial Catholic Primary School

Details of 24-Hour TSP Monitoring

Filter No.	Month	Date	Time periods		Receptor No.	Weather condition	Site condition	Pressure (mmHg)		Temperature (oC)		Flow Recorder Reading (CFM)		Filter Weight (g)		TSP weight (g)	Flow Rate (m^3/min)		Average Flow Rate (m^3/min)	Elapse Time		Sampling Time (mins.)	Total vol. (m^3)	24-hour TSP Level (μg/m^3)	Action Level (μg/m^3)	Limit Level (μg/m^3)
			Start	Finish				Initial	Final	Initial	Final	Initial	Final	Initial	Final		Initial	Final		Start	Finish					
103743	Jul-18	4-Jul-18	0:00	0:00	DMS2	Fine	Normal Operation	751.7	751.7	30.3	30.0	40.0	40.0	2.8147	2.9255	0.1108	1.3183	1.3190	1.3187	7466.27	7490.27	1440.00	1898.9	58.4	167.4	260.0
103745	Jul-18	10-Jul-18	0:00	0:00	DMS2	Fine	Normal Operation	753.8	751.4	29.0	29.6	42.0	42.0	2.5710	2.6395	0.0685	1.3823	1.3789	1.3806	7490.28	7514.28	1440.00	1988.1	34.5	167.4	260.0
103747	Jul-18	16-Jul-18	0:00	0:00	DMS2	Fine	Normal Operation	752.9	751.8	28.2	30.0	38.0	38.0	2.5572	2.6248	0.0676	1.2638	1.2596	1.2617	7514.29	7538.29	1440.00	1816.85	37.2	167.4	260.0
103749	Jul-18	21-Jul-18	0:00	0:00	DMS2	Fine	Normal Operation	752.0	751.7	27.4	27.9	40.0	40.0	2.5609	2.6373	0.0764	1.3243	1.3232	1.3238	7538.30	7562.30	1440.00	1906.20	40.1	167.4	260.0
103748	Jul-18	27-Jul-18	0:00	0:00	DMS2	Fine	Normal Operation	755.0	755.0	29.8	30.2	38.0	38.0	2.5958	2.6498	0.0540	1.2624	1.2617	1.2621	7562.31	7586.31	1440.00	1817.35	29.7	167.4	260.0

Average (μg/m3)	40.0
Max (μg/m3)	58.4
Min (μg/m3)	29.7

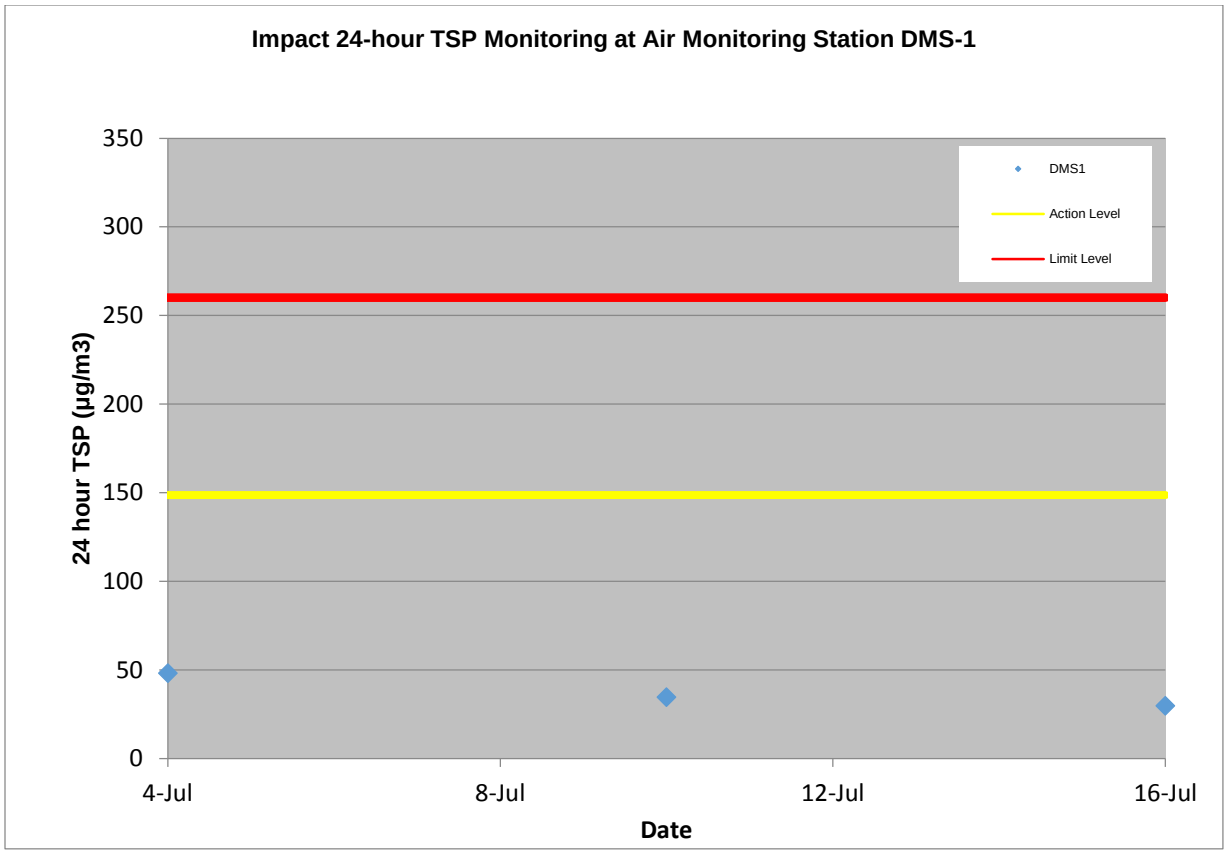
Impact 24-hour TSP Monitoring at Air Monitoring Station DMS-1
350
300
250
200
150
100
50
0
24 hour TSP (µg/m3)
4-Jul
8-Jul
12-Jul
16-Jul
Date
DMS1
Action Level
Limit Level

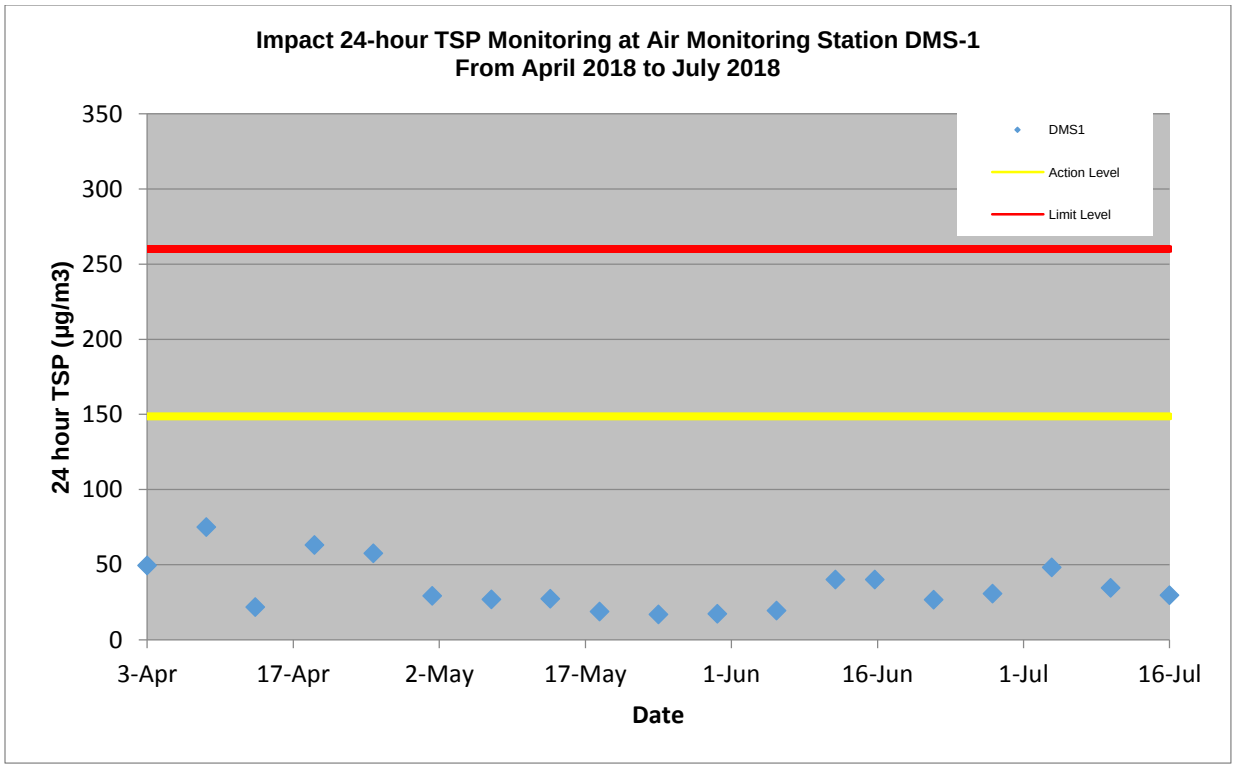
Impact 24-hour TSP Monitoring at Air Monitoring Station DMS-1
From April 2018 to July 2018
350
300
250
200
150
100
50
0
24 hour TSP (µg/m3)
3-Apr
17-Apr
2-May
17-May
1-Jun
16-Jun
1-Jul
16-Jul
Date
DMS1
Action Level
Limit Level

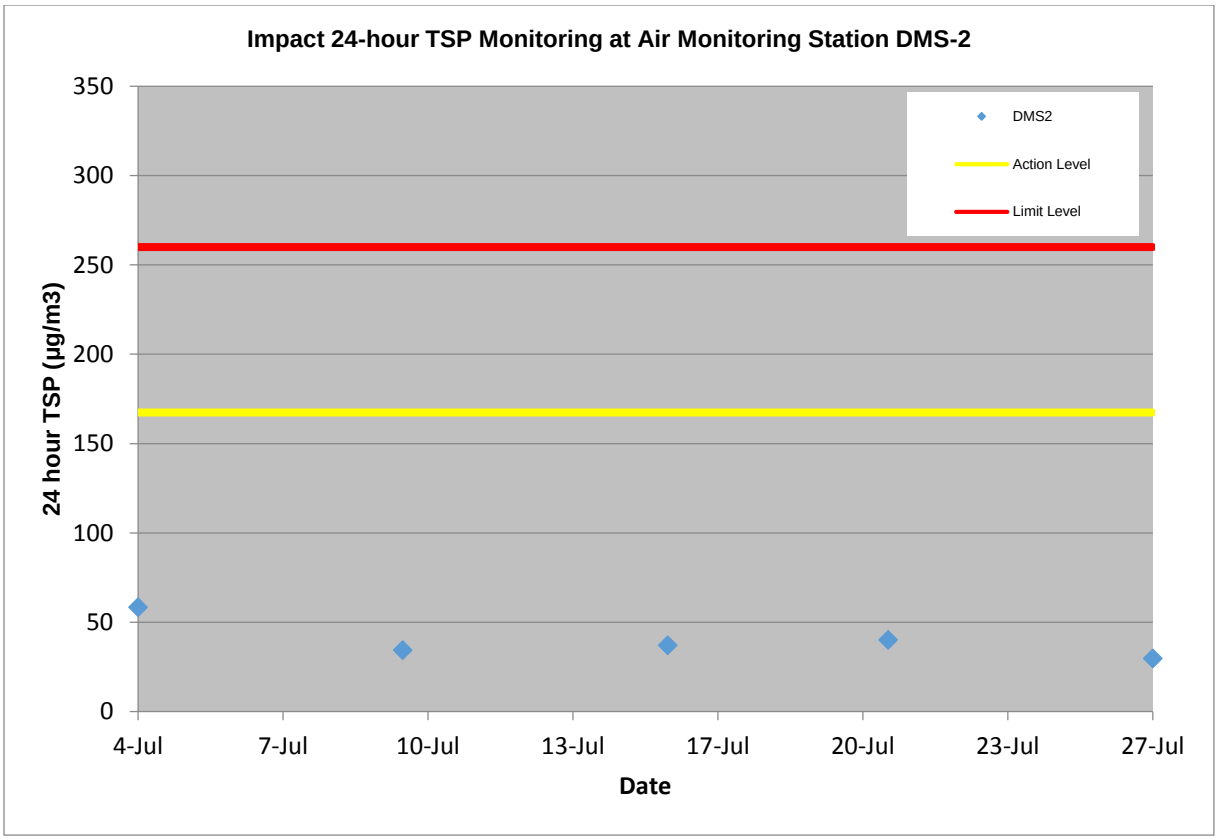
Impact 24-hour TSP Monitoring at Air Monitoring Station DMS-2
350
300
250
200
150
100
50
0
24 hour TSP (µg/m3)
4-Jul
7-Jul
10-Jul
13-Jul
17-Jul
20-Jul
23-Jul
27-Jul
Date
DMS2
Action Level
Limit Level

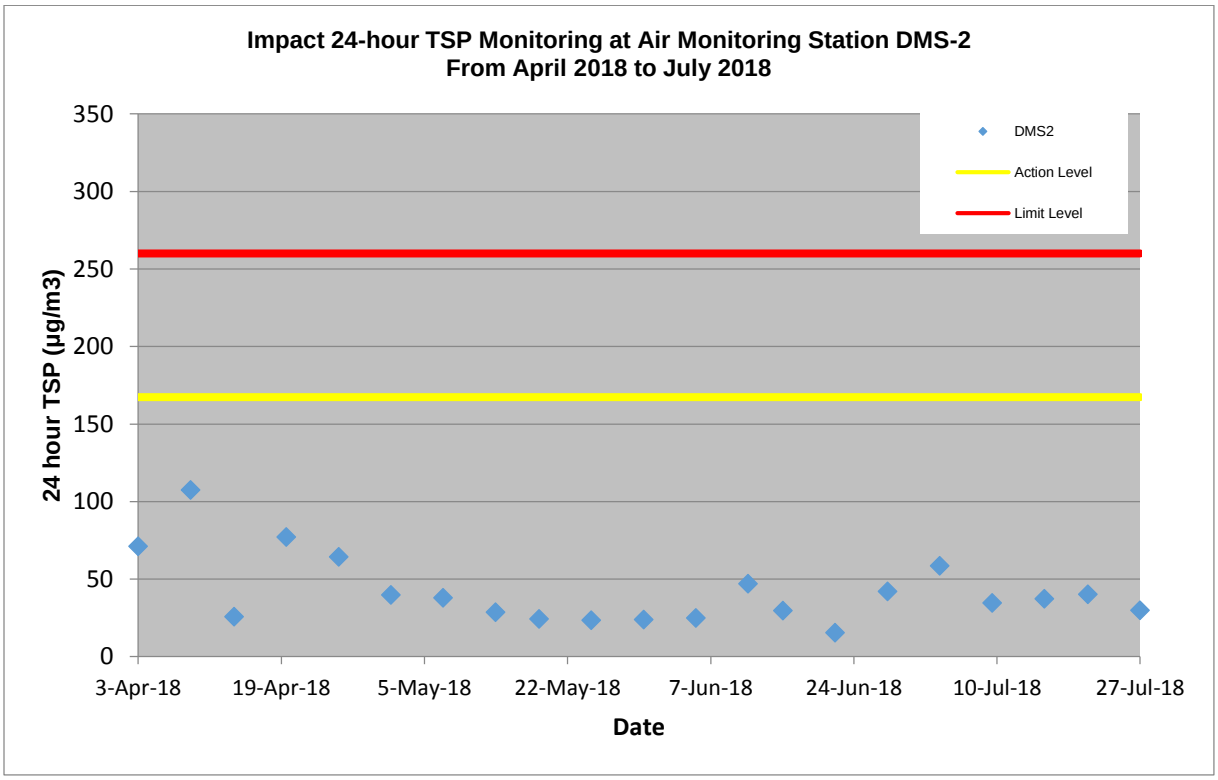
Impact 24-hour TSP Monitoring at Air Monitoring Station DMS-2
From April 2018 to July 2018
350
300
250
200
150
100
50
0
24 hour TSP (µg/m3)
3-Apr-18
19-Apr-18
5-May-18
22-May-18
7-Jun-18
24-Jun-18
10-Jul-18
27-Jul-18
Date
DMS2
Action Level
Limit Level

Appendix F

Wind data

Average wind speed obtained from the meteorological station at Kai Tak from the Hong Kong Observatory (HKO)

4 July 2018

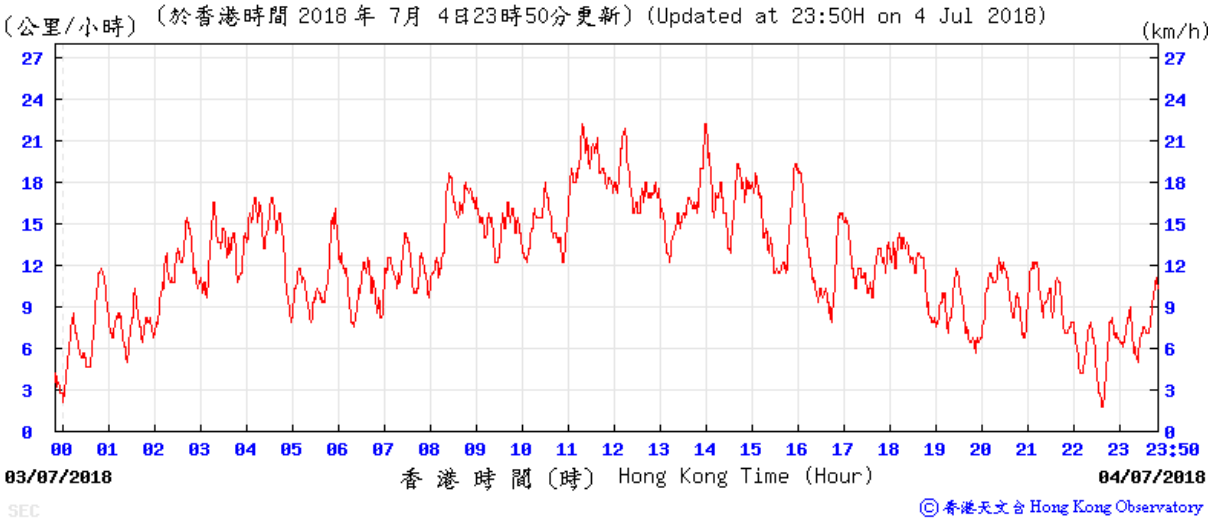

10 July 2018

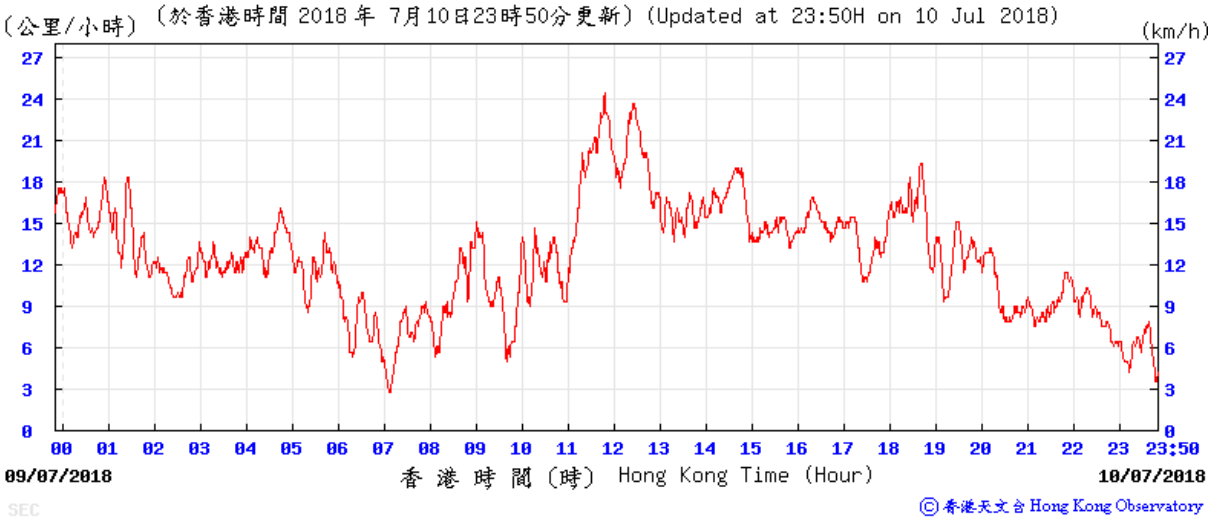

16 July 2018

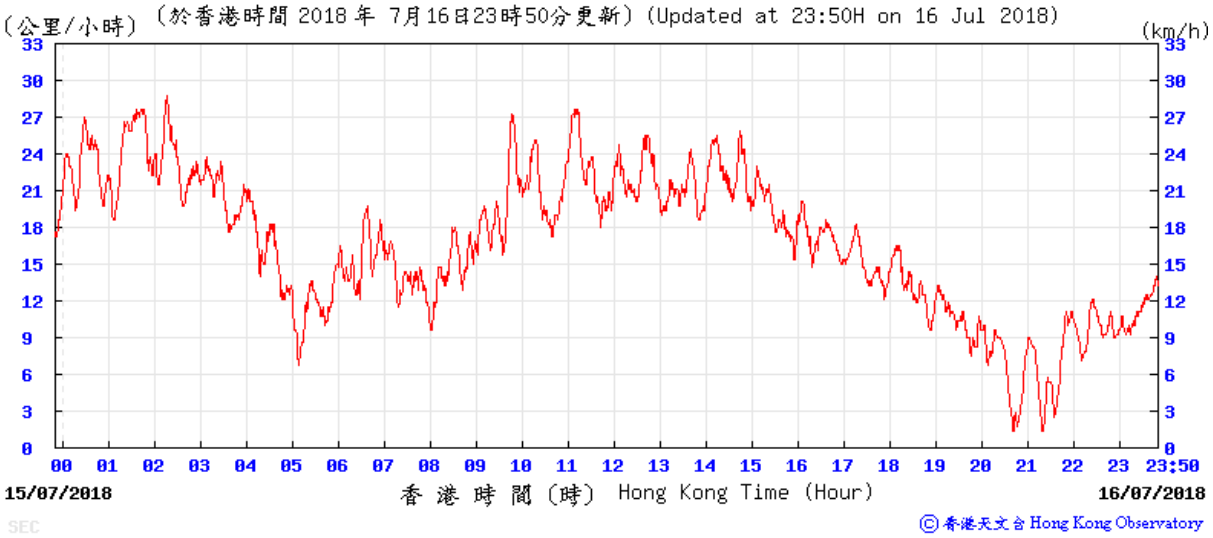

21 July 2018

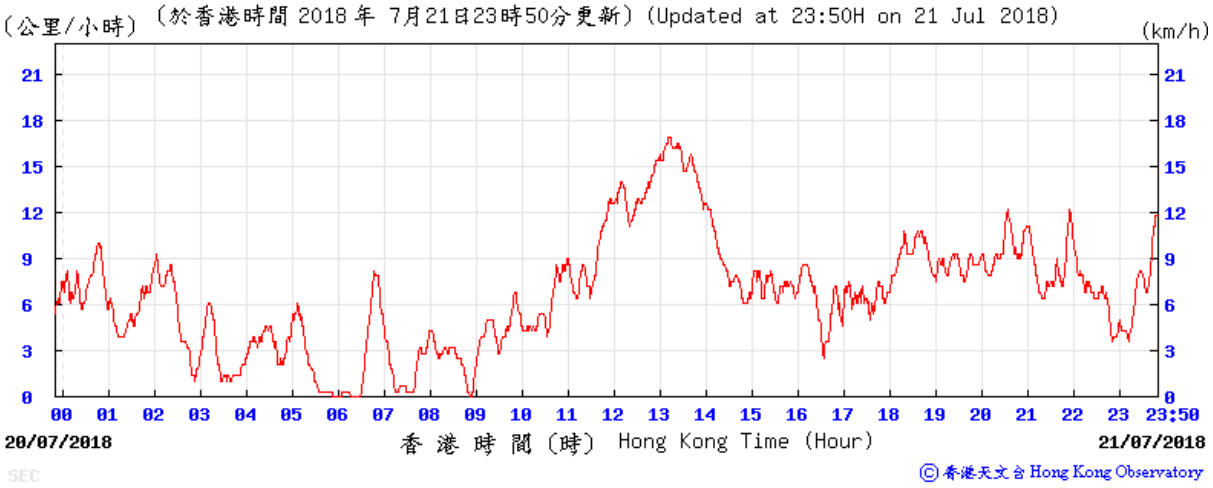

27 July 2018

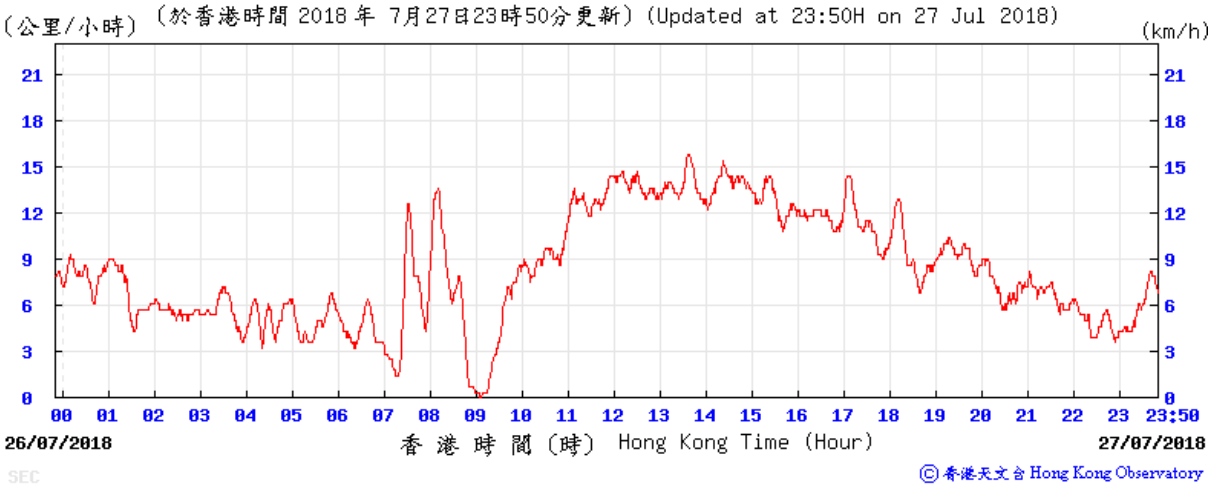

Average wind direction obtained from the meteorological station at Kai Tak from the Hong Kong Observatory (HKO)

4 July 2018

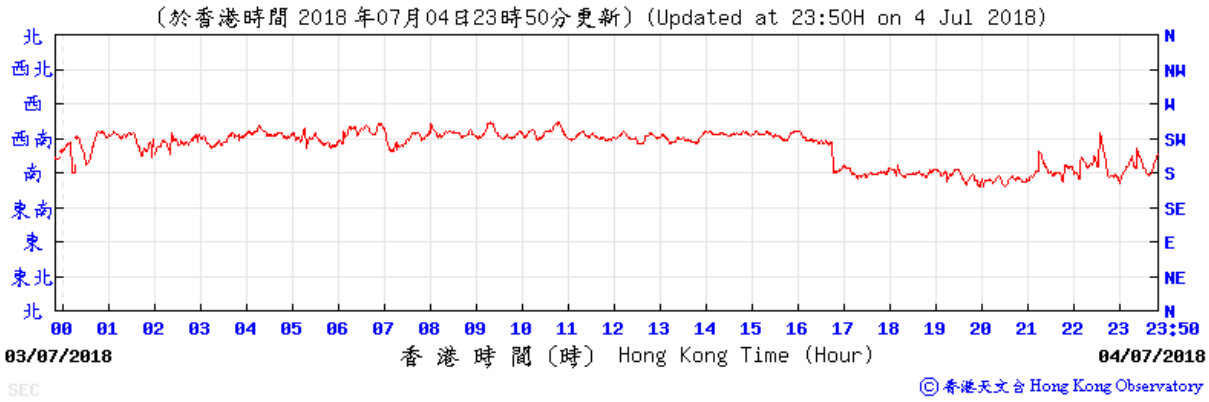

10 July 2018

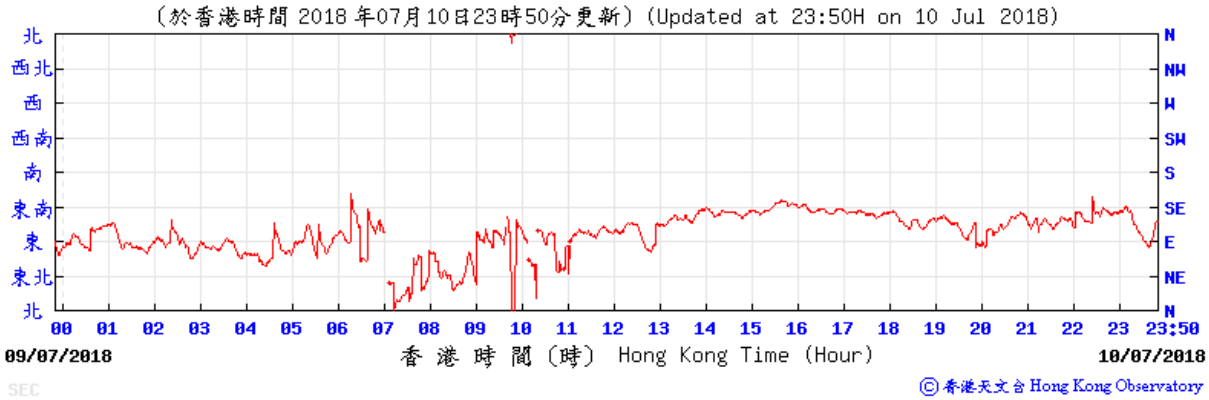

16 July 2018

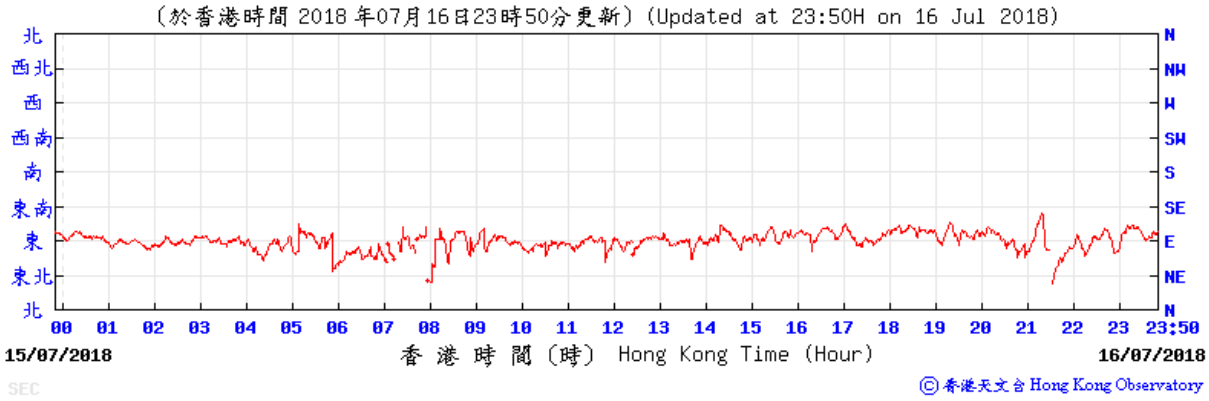

21 July 2018

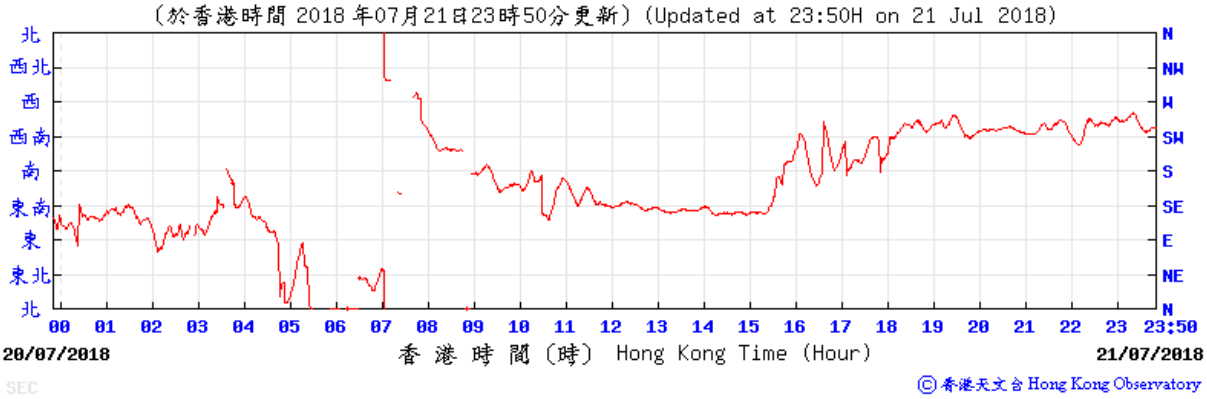

27 July 2018

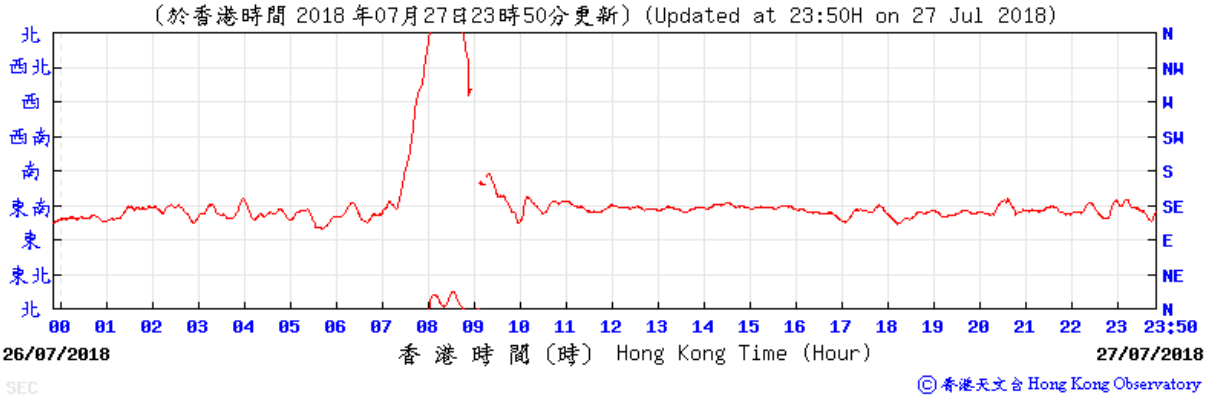

Average wind speed obtained from the meteorological station at Sha Tin from the Hong Kong Observatory (HKO)

4 July 2018

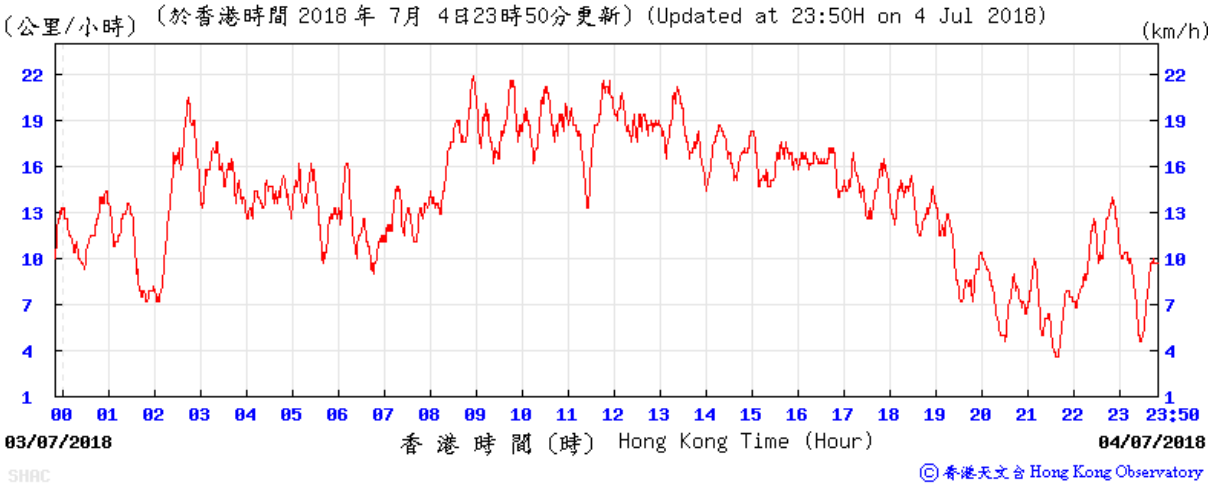

10 July 2018

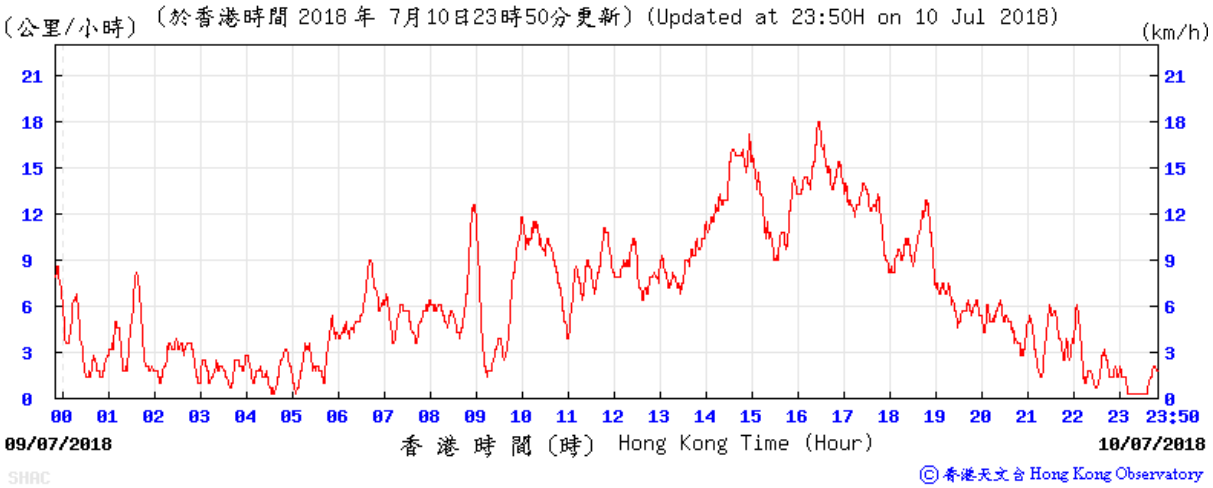

16 July 2018

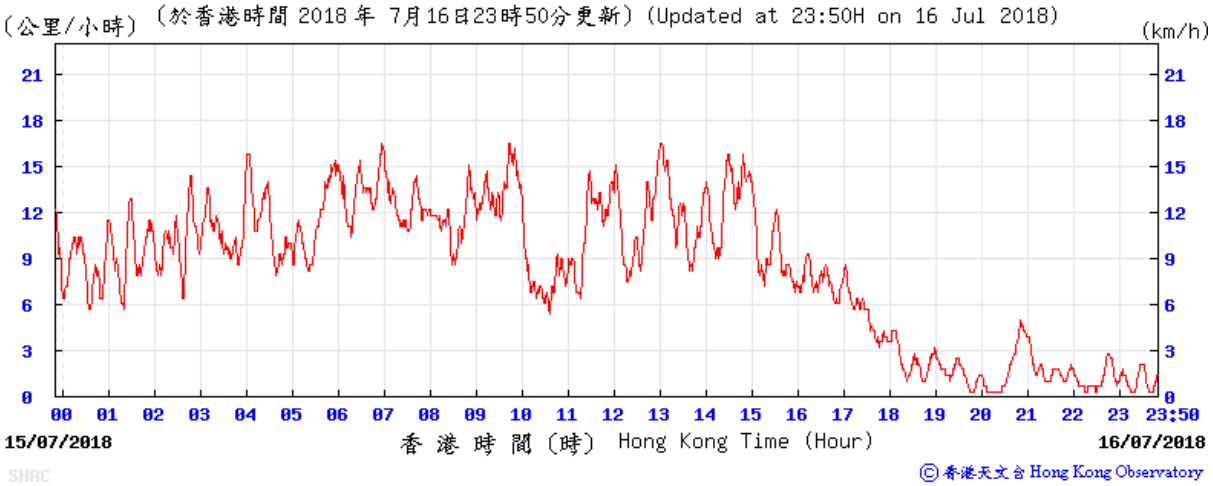

Average wind direction obtained from the meteorological station at Sha Tin from the Hong Kong Observatory (HKO)

4 July 2018

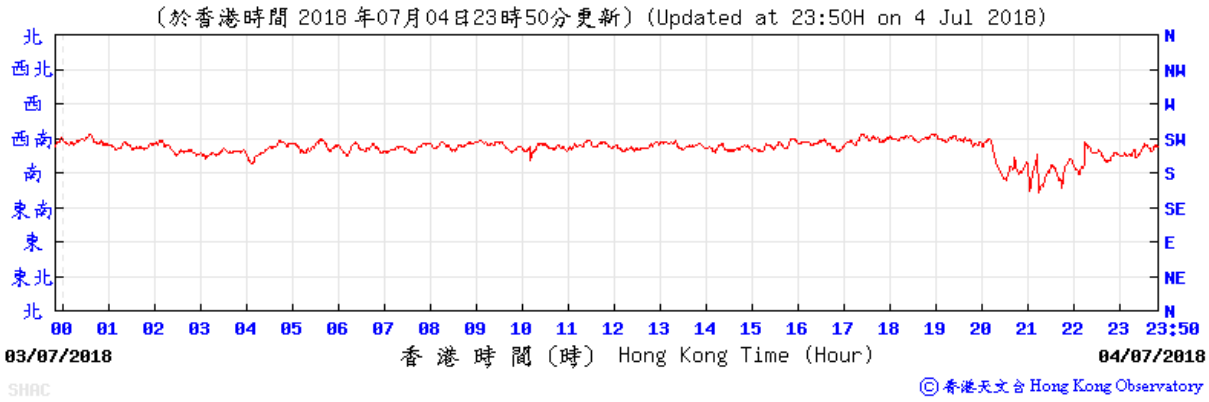

10 July 2018

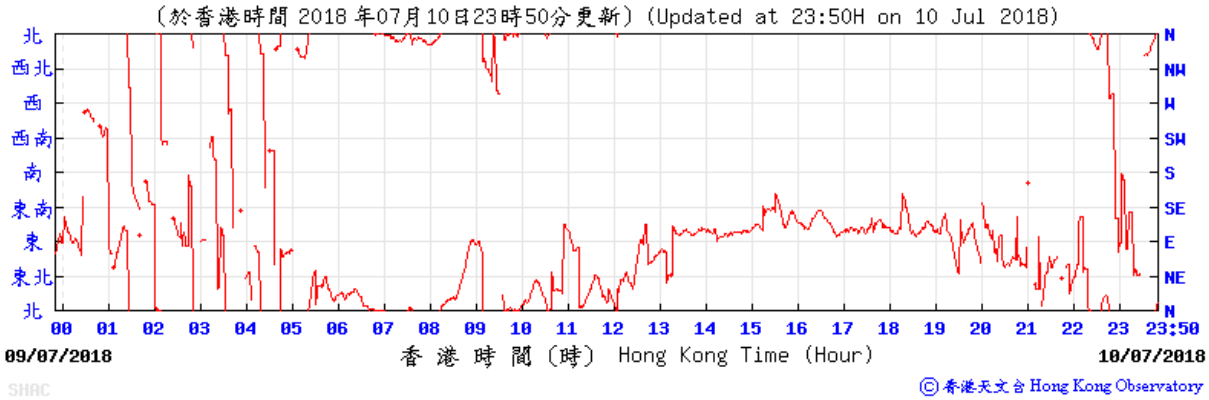

16 July 2018

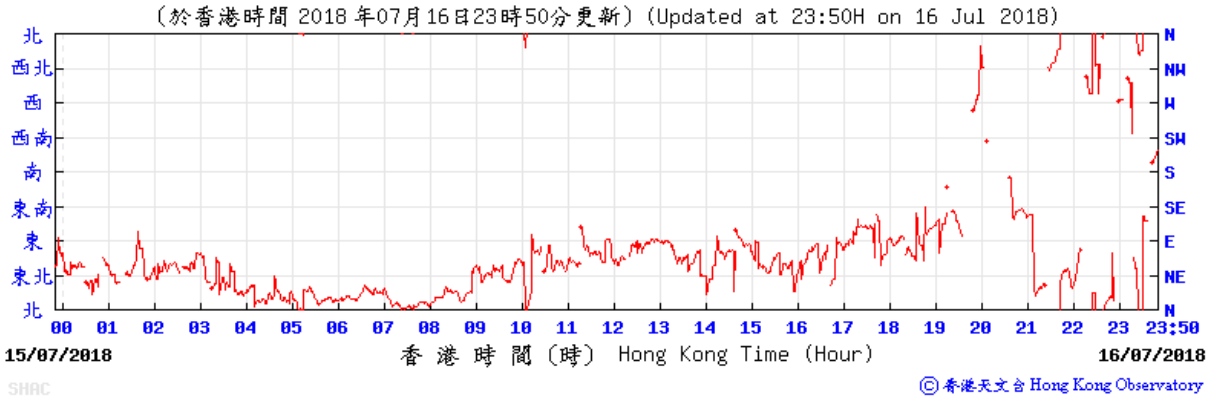

Appendix G

Calibration Certificates of Noise Monitoring Equipment

Hong Kong Calibration Ltd.
香港校正有限公司

Calibration Certificate

Certificate No. **800854**

Customer : Sun Fook Kong Construction Limited

Address : --

Order No. : Q80253

Date of receipt : 18-Jan-18

Item Tested

Description : Integrating Sound Level Meter

Manufacturer : Soundtek

Model : ST-106

I.D. : --

Serial No. : J 70006

Test Conditions

Date of Test : 22-Jan-18

Ambient Temperature : (23 ± 3)°C

Supply Voltage : --

Relative Humidity : (50 ± 25) %

Test Specifications

Calibration check.

Ref. Document/Procedure: Z01, IEC 61672.

Test Results

All results were within the IEC 61672 Type 1 or manufacturer's specification.

The results are shown in the attached page(s).

Main Test equipment used:

Equipment No.	Description	Cert. No.	Traceable to
S017	Multi-Function Generator	C170120	SCL-HKSAR
S240	Sound Level Calibrator	703741	NIM-PRC & SCL-HKSAR

The values given in this Calibration Certificate only relate to the values measured at the time of the test and any uncertainties quoted will not include allowance for the equipment long term drift, variations with environmental changes, vibration and shock during transportation, overloading, mis-handling, or the capability of any other laboratory to repeat the measurement. Hong Kong Calibration Ltd. shall not be liable for any loss or damage resulting from the use of the equipment.

The test equipment used for calibration are traceable to International System of Units (SI), or by reference to a natural constant.
The test results apply to the above Unit-Under-Test only

Calibrated by : Elva Chong

Approved by : Kin Wong

Date: 22-Jan-18

This Certificate is issued by:
Hong Kong Calibration Ltd.
Unit 8B, 24/F., Well Fung Industrial Centre, No. 58-76, Ta Chuen Ping Street,Kwai Chung, NT,Hong Kong.
Tel: 2425 8801 Fax: 2425 8646

The copyright of this certificate is owned by Hong Kong Calibration Ltd.. It may not be reproduced except in full.

E

Hong Kong Calibration Ltd.
香港校正有限公司

Calibration Certificate

Results :

1. **Self-generated noise:** 22.5 dBA (Mfr's Spec ≤ 23 dBA)

2. **Acoustical signal test**

UUT Setting				Applied Value (dB)	UUT Reading (dB)
Range (dB)	Frequency Weighting	Time Weighting	Octave Filter		
30-130	A	F	OFF	94.0	94.3
		S	OFF		94.3
	C	F	OFF		94.3
	Z	F	OFF		94.3
	A	F	OFF	114.0	114.3
		S	OFF		114.3
	C	F	OFF		114.3
	Z	F	OFF		114.3

IEC 61672 Type 1 Spec. : ± 1.1 dB
Uncertainty : ± 0.1 dB

3 **Electrical signal tests of frequency weightings** (A weighting)

Frequency	Attenuation (dB)	IEC 61672 Type 1 Spec.
31.5 Hz	- 39.7	- 39.4 dB, ± 2 dB
63 Hz	- 26.3	- 26.2 dB, ± 1.5 dB
125 Hz	- 16.2	- 16.1 dB, ± 1.5 dB
250 Hz	- 8.6	- 8.6 dB, ± 1 dB
500 Hz	- 3.2	- 3.2 dB, ± 1.4 dB
1 kHz	0.0 (Ref)	0 dB, ± 1.1 dB
2 kHz	+ 1.3	+ 1.2 dB, ± 1.6 dB
4 kHz	+ 1.3	+ 1.0 dB, ± 1.6 dB
8 kHz	- 0.5	- 1.1 dB, + 2.1 dB ~ -3.1 dB
16 kHz	- 9.8	- 6.6 dB, + 3.5 dB ~ - 17.0 dB

Uncertainty : ± 0.1 dB

The copyright of this certificate is owned by Hong Kong Calibration Ltd., It may not be reproduced except in full.

Calibration Certificate

4. Frequency & Time weightings at 1 kHz

4.1 Frequency Weighting (Fast)

UUT Setting	Applied Value (dB)	UUT Reading (dB)	Difference (dB)	IEC 61672 Type 1 Spec.
A	94.0	(Ref.)	- -	± 0.4 dB
C	94.0	94.0	0.0	
Z	94.0	94.0	0.0	

4.2 Time Weighting (A-weighted)

UUT Setting	Applied Value (dB)	UUT Reading (dB)	Difference (dB)	IEC 61672 Type 1 Spec.
Fast	94.0	(Ref.)	- -	± 0.3 dB
Slow	94.0	94.0	0.0	
Time-averaging	94.0	94.0	0.0	

Uncertainty : ± 0.1 dB

Remarks : 1. UUT : Unit-Under-Test
2. The uncertainty claimed is for a confidence probability of not less than 95%.
3. Atmospheric Pressure : 1 023 hPa.
4. The UUT was adjusted with the supplied sound calibrator at the reference sound pressure level before the calibration.

---------- END ----------

The copyright of this certificate is owned by Hong Kong Calibration Ltd., It may not be reproduced except in full.

輝創工程有限公司
Sun Creation Engineering Limited
Calibration and Testing Laboratory

Certificate of Calibration
校正證書

Certificate No. : C176170
證書編號

ITEM TESTED / 送檢項目 (Job No. / 序引編號 : IC17-2443) Date of Receipt / 收件日期 : 25 October 2017

Description / 儀器名稱 : Sound Calibrator
Manufacturer / 製造商 : Rion
Model No. / 型號 : NC-74
Serial No. / 編號 : 35236437
Supplied By / 委託者 : Sun Fook Kong Construction Limited
Room 3207-10, Great Eagle Centre, 23 Harbour Road,
Wanchai, Hong Kong

TEST CONDITIONS / 測試條件

Temperature / 溫度 : (23 ± 2)°C
Relative Humidity / 相對濕度 : (55 ± 20)%
Line Voltage / 電壓 : ---

TEST SPECIFICATIONS / 測試規範

Calibration check

DATE OF TEST / 測試日期 : 5 November 2017

TEST RESULTS / 測試結果

The results apply to the particular unit-under-test only.
The results do not exceed manufacturer's specification.
The results are detailed in the subsequent page(s).

The test equipment used for calibration are traceable to National Standards via :
- The Government of The Hong Kong Special Administrative Region Standard & Calibration Laboratory
- Agilent Technologies / Keysight Technologies
- Rohde & Schwarz Laboratory, Germany
- Fluke Everett Service Center, USA

Tested By 測試 : H T Wong
Technical Officer

Certified By 核證 : K C Lee
Engineer

Date of Issue 簽發日期 : 7 November 2017

The test equipment used for calibration are traceable to the Nation Standards as specified in this certificate. This certificate shall not be reproduced except in full, without the prior written approval of this laboratory.
本證書所載校正用之測試器材均可溯源至國際標準。局部複印本證書需先獲本實驗所書面批准。

Sun Creation Engineering Limited – Calibration & Testing Laboratory
c/o 4/F, Tsing Shan Wan Exchange Building, 1 Hing On Lane, Tuen Mun, New Territories, Hong Kong
輝創工程有限公司 – 校正及檢測實驗所
c/o 香港新界屯門興安里一號青山灣機樓四樓
Tel/電話: 2927 2606 Fax/傳真: 2744 8986 E-mail/電郵: callab@suncreation.com Website/網址: www.suncreation.com

Certificate of Calibration
校正證書

Certificate No. : C176170
證書編號

1. The unit-under-test (UUT) was allowed to stabilize in the laboratory for over 12 hours before the commencement of the test.

2. The results presented are the mean of 3 measurements at each calibration point.

3. Test equipment :

Equipment ID	Description	Certificate No.
CL130	Universal Counter	C173864
CL281	Multifunction Acoustic Calibrator	PA160023
TST150A	Measuring Amplifier	C161175

4. Test procedure : MA100N.

5. Results :

5.1 Sound Level Accuracy

UUT Nominal Value	Measured Value (dB)	Mfr's Spec. (dB)	Uncertainty of Measured Value (dB)
94 dB, 1 kHz	94.0	± 0.3	± 0.2

5.2 Frequency Accuracy

UUT Nominal Value (kHz)	Measured Value (kHz)	Mfr's Spec.	Uncertainty of Measured Value (Hz)
1	1.002	1 kHz ± 1 %	± 1

Remark : The uncertainties are for a confidence probability of not less than 95 %.

Note :
Only the original copy or the laboratory's certified true copy is valid.

The values given in this Certificate only relate to the values measured at the time of the test and any uncertainties quoted will not include allowance for the equipment long term drift, variations with environment changes, vibration and shock during transportation, overloading, mis-handling, or the capability of any other laboratory to repeat the measurement. Sun Creation Engineering Limited shall not be liable for any loss or damage resulting from the use of the equipment.

The test equipment used for calibration are traceable to the Nation Standards as specified in this certificate. This certificate shall not be reproduced except in full, without the prior written approval of this laboratory.
本證書所載校正用之測試器材均可溯源至國際標準。局部複印本證書需先獲本實驗所書面批准。

Sun Creation Engineering Limited – Calibration & Testing Laboratory
c/o 4/F, Tsing Shan Wan Exchange Building, 1 Hing On Lane, Tuen Mun, New Territories, Hong Kong
輝創工程有限公司 – 校正及檢測實驗所
c/o 香港新界屯門興安里一號青山灣機樓四樓
Tel/電話: 2927 2606 Fax/傳真: 2744 8986 E-mail/電郵: callab@suncreation.com Website/網址: www.suncreation.com

Appendix H

Noise Results

Location: NMS-CA-1 - C.U.H.K.A.A Thomas Cheung School

Daytime Noise Monitoring Results

Date	Time	Measured Noise Level, dB(A)				Baseline Noise Level, dB(A)	Baseline Corrected Level
		L_{Aeq},30min	Limit	L_{10},30min	L_{90},30min	L_{Aeq},30min	L_{Aeq},30min
5-Jul-18	11:30-12:00	56.7	70.0	58.9	53.2	57.0	< Baseline Level
11-Jul-18	10:30-11:00	52.3	70.0	53.6	50.0	57.0	< Baseline Level
17-Jul-18	11:30-12:00	53.9	70.0	55.9	50.4	57.0	< Baseline Level

Max	**L_{Aeq},30min**	56.7
Min	**L_{Aeq},30min**	52.3

Notes: (*): Façade correction is included
(#): Baseline Corrected Level = Measured Noise Level - Baseline Noise Level

Location: NMS-CA-2 - Price Memorial Catholic Primary School

Daytime Noise Monitoring Results

Date	Time	Measured Noise Level, dB(A)				Baseline Noise Level, dB(A)	Baseline Corrected Level
		L_{Aeq},30min	Limit	L_{10},30min	L_{90},30min	L_{Aeq},30min	L_{Aeq},30min
5-Jul-18	10:00-10:30	62.3	70.0	63.7	60.8	66.0	< Baseline Level
11-Jul-18	11:30-12:00	60.7	70.0	62.0	55.9	66.0	< Baseline Level
17-Jul-18	10:30-11:00	63.5	70.0	64.6	60.2	66.0	< Baseline Level
28-Jul-18	11:00-11:30	61.5	70.0	63.4	59.4	66.0	< Baseline Level

Max	**L_{Aeq},30min**	63.5
Min	**L_{Aeq},30min**	60.7

Notes: (*): Façade correction is included
(#): Baseline Corrected Level = Measured Noise Level - Baseline Noise Level

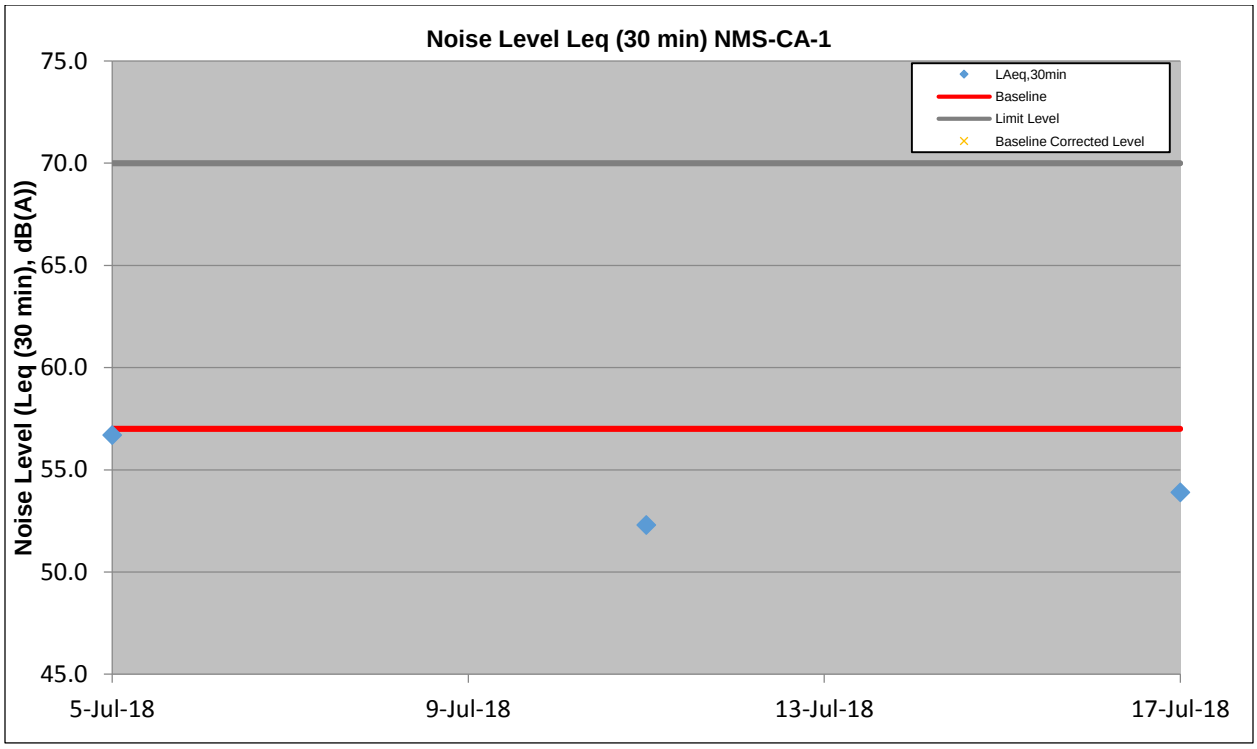
Noise Level Leq (30 min) NMS-CA-1
Noise Level (Leq (30 min), dB(A))
75.0
70.0
65.0
60.0
55.0
50.0
45.0
5-Jul-18
9-Jul-18
13-Jul-18
17-Jul-18
LAeq,30min
Baseline
Limit Level
Baseline Corrected Level

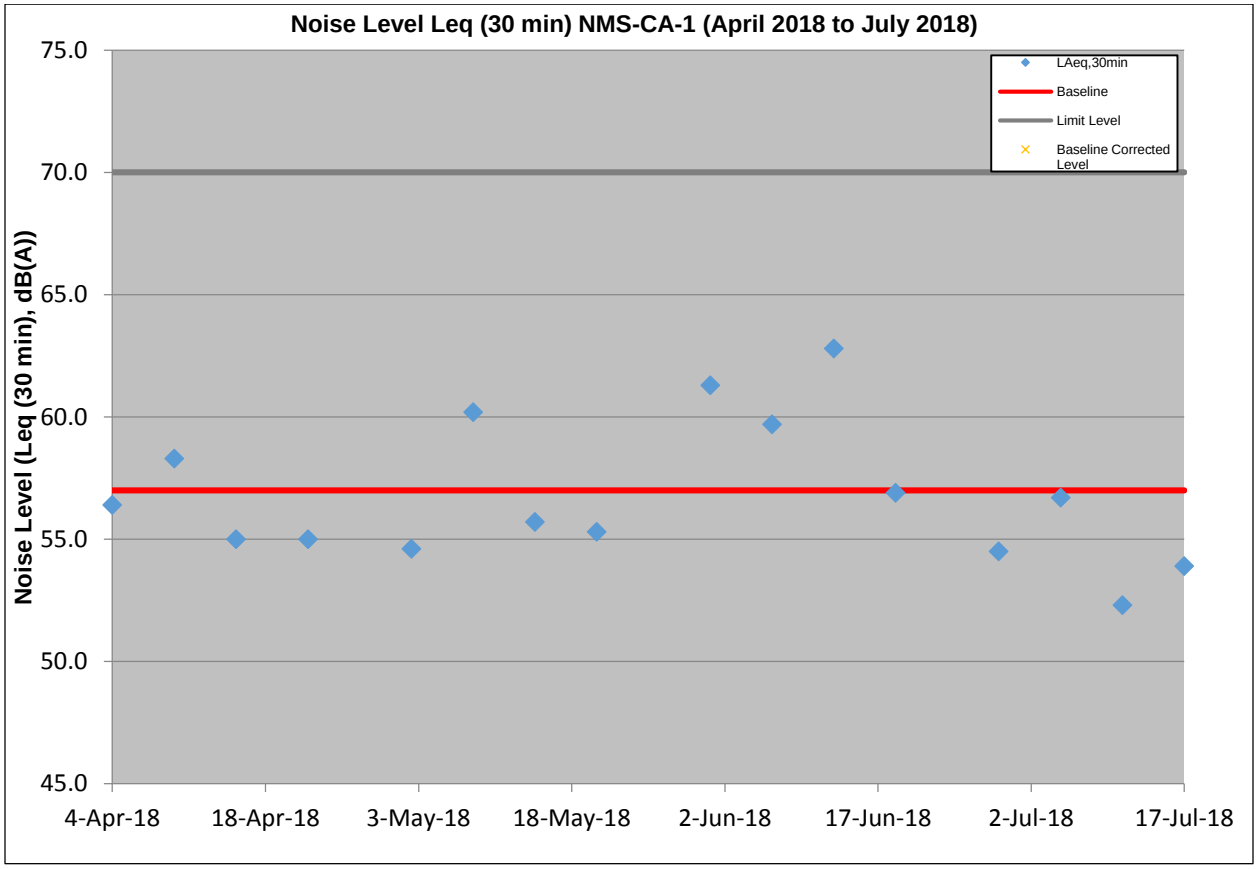
Noise Level Leq (30 min) NMS-CA-1 (April 2018 to July 2018)
Noise Level (Leq (30 min), dB(A))
75.0
70.0
65.0
60.0
55.0
50.0
45.0
4-Apr-18
18-Apr-18
3-May-18
18-May-18
2-Jun-18
17-Jun-18
2-Jul-18
17-Jul-18
LAeq,30min
Baseline
Limit Level
Baseline Corrected Level

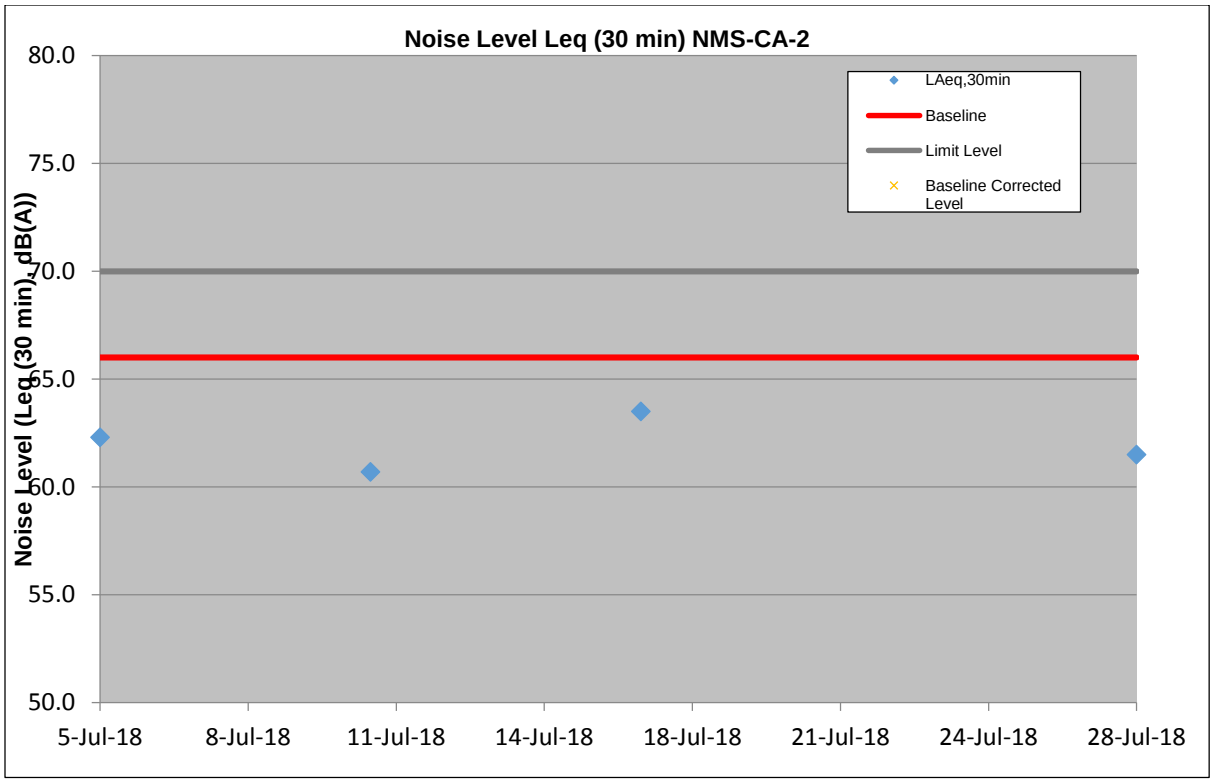
Noise Level Leq (30 min) NMS-CA-2
Noise Level (Leq (30 min), dB(A))
80.0
75.0
70.0
65.0
60.0
55.0
50.0
5-Jul-18
8-Jul-18
11-Jul-18
14-Jul-18
18-Jul-18
21-Jul-18
24-Jul-18
28-Jul-18
LAeq,30min
Baseline
Limit Level
Baseline Corrected Level

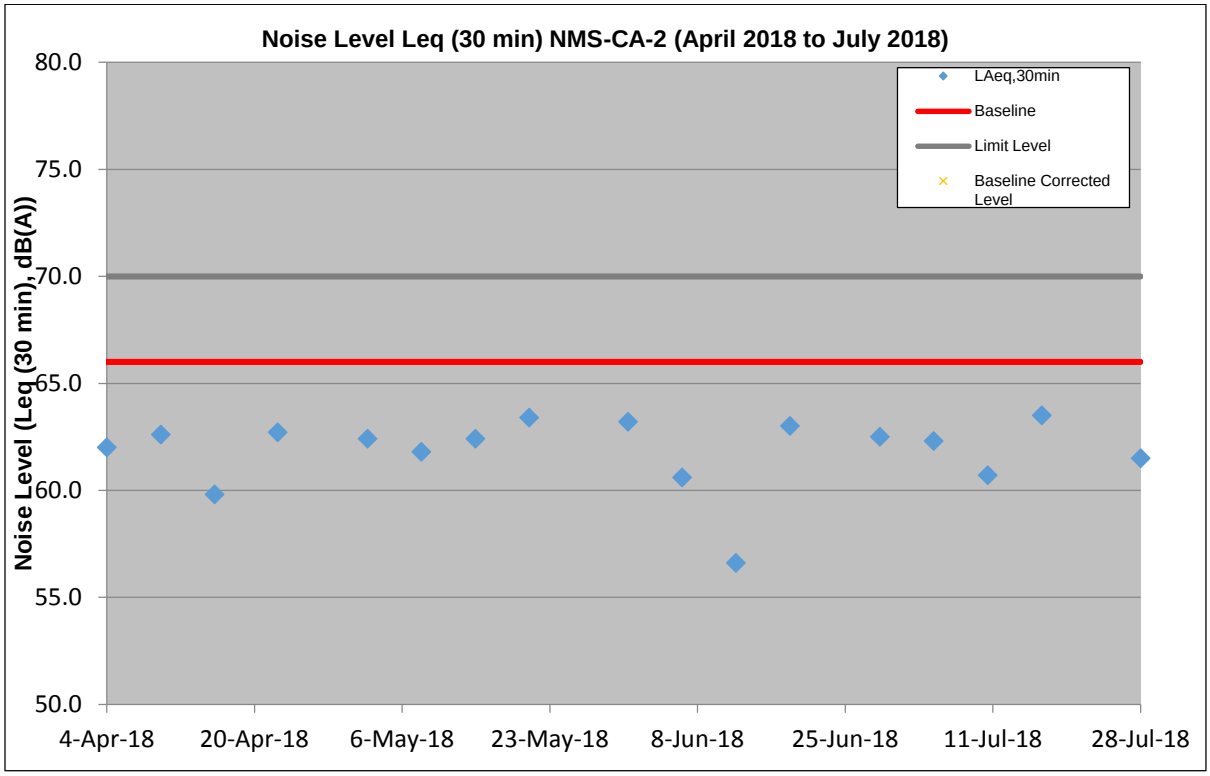
Noise Level Leq (30 min) NMS-CA-2 (April 2018 to July 2018)
Noise Level (Leq (30 min), dB(A))
80.0
75.0
70.0
65.0
60.0
55.0
50.0
4-Apr-18
20-Apr-18
6-May-18
23-May-18
8-Jun-18
25-Jun-18
11-Jul-18
28-Jul-18
LAeq,30min
Baseline
Limit Level
Baseline Corrected Level

Appendix I

Event/Action Plan for Air Quality, Airborne Noise and Landscape and Visual

Event and Action Plan for Air Quality

Event	Action			
	ET	IEC	ER	Contractor
Action Level				
1. Exceedance for one sample	1. Inform the IEC, Contractor and ER; 2. Discuss with the Contractor, IEC and ER on the remedial measures required; 3. Repeat measurement to confirm findings; 4. Increase monitoring frequency	1. Check monitoring data submitted by the ET; 2. Check Contractor's working method; 3. Review and advise the ET and ER on the effectiveness of the proposed remedial measures.	1. Confirm receipt of notification of exceedance in writing;	1. Identify source(s), investigate the causes of exceedance and propose remedial measures; 2. Implement remedial measures; 3. Amend working methods agreed with the ER as appropriate.
2. Exceedance for two or more consecutive samples	1. Inform the IEC, Contractor and ER; 2. Discuss with the ER, IEC and Contractor on the remedial measures required; 3. Repeat measurements to confirm findings; 4. Increase monitoring frequency to daily; 5. If exceedance continues, arrange meeting with the IEC, ER and Contractor; 6. If exceedance stops, cease additional monitoring.	1. Check monitoring data submitted by the ET; 2. Check Contractor's working method; 3. Review and advise the ET and ER on the effectiveness of the proposed remedial measures.	1. Confirm receipt of notification of exceedance in writing; 2. Notify the Contractor, IEC and ET; 3. Review and agree on the remedial measures proposed by the Contractor; 4. Supervise Implementation of remedial measures.	1. Identify source and investigate the causes of exceedance; 2. Submit proposals for remedial measures to the ER with a copy to ET and IEC within three working days of notification; 3. Implement the agreed proposals; 4. Amend proposal as appropriate.

	Limit Level				
1. Exceedance for one sample	1. Inform the IEC, Contractor and ER; 2. Repeat measurement to confirm findings; 3. Increase monitoring frequency to daily; 4. Discuss with the ER, IEC and contractor on the remedial measures and assess the effectiveness.	1. Check monitoring data submitted by the ET; 2. Check the Contractor's working method; 3. Discuss with the ET, ER and Contractor on possible remedial measures; 4. Review and advise the ER and ET on the effectiveness of Contractor's remedial measures.	1. Confirm receipt of notification of exceedance in writing; 2. Notify the Contractor, IEC and ET; 3. Review and agree on the remedial measures proposed by the Contractor; 4. Supervise implementation of remedial measures.	1. Identify source(s) and investigate the causes of exceedance; 2. Take immediate action to avoid further exceedance; 3. Submit proposals for remedial measures to ER with a copy to ET and IEC within three working days of notification; 4. Implement the agreed proposals; 5. Amend proposal if appropriate.
2. Exceedance for two or more consecutive samples	1. Notify IEC, Contractor and EPD; 2. Repeat measurement to confirm findings; 3. Increase monitoring frequency to daily; 4. Carry out analysis of the Contractor's working procedures with the ER to determine possible mitigation to be implemented; 5. Arrange meeting with the IEC, Contractor and ER to discuss the remedial measures to be taken; 6. Review the effectiveness of the Contractor's remedial measures and keep IEC, EPD and ER informed of the results; 7. If exceedance stops, cease additional monitoring.	1. Check monitoring data submitted by the ET; 2. Check the Contractor's working method; 3. Discuss with ET, ER, and Contractor on the potential remedial measures; 4. Review and advise the ER and ET on the effectiveness of Contractor's remedial measures.	1. Confirm receipt of notification of exceedance in writing; 2. Notify the Contractor, IEC and ET; 3. In consultation with the ET and IEC, agree with the Contractor on the remedial measures to be implemented; 4. Supervise the implementation of remedial measures; 5. If exceedance continues, consider what portion of the work is responsible and instruct the Contractor to stop that portion of work until the exceedance is abated.	1. Identify source(s) and investigate the causes of exceedance; 2. Take immediate action to avoid further exceedance; 3. Submit proposals for remedial measures to the ER with a copy to the IEC and ET within three working days of notification; 4. Implement the agreed proposals; 5. Revise and resubmit proposals if problem still not under control; 6. Stop the relevant portion of works as determined by the ER until the exceedance is abated.

Event and Action Plan for Airborne Noise

Event	Action			
	ET	IEC	ER	Contractor
Action Level	1. Notify the IEC, Contractor and ER 2. Discuss with the ER, IEC and Contractor on the remedial measures required 3. Increase monitoring frequency to check mitigation effectiveness	1. Review the investigation results submitted by the contractor; 2. Review and advise the ET and ER on the effectiveness of the remedial measures proposed by the Contractor.	1. Confirm receipt of notification of complaint in writing 2. Notify the Contractor, IEC and ET 3. Review and agree on the remedial measures proposed by the Contractor; 4. Supervise implementation of remedial measures	1. Investigate the complaint and propose remedial measures 2. Report the results of investigation to the IEC, ET and ER 3. Submit noise mitigation proposals to the ER with copy to the IEC and ET within 3 working days of notification. 4. Implement noise mitigation proposals
Limit Level	1. Notify the IEC, Contractor and EPD 2. Repeat measurement to confirm findings 3. Increase monitoring frequency 4. Carry out analysis of Contractor's working procedures to determine possible mitigation to be implemented 5. Arrange meeting with the IEC, Contractor and ER to discuss the remedial measures to be taken; 6. Inform IEC, ER and EPD the causes and actions taken for the exceedances 7. Assess effectiveness of the Contractor's remedial measures and keep IEC, ER and EPD informed of the results	1. Check monitoring data submitted by the ET; 2. Check the Contractor's working method; 3. Discuss with the ER, ET and Contractor on the potential remedial measures 4. Review and advise the ET and ER on the effectiveness of the remedial measures proposed by the Contractor.	1. Confirm receipt of notification of exceedance in writing 2. Notify the Contractor, IEC and ET 3. In consultation with the ET and IEC, agree with the Contractor on the remedial measures to be implemented 4. Supervise the implementation of remedial measures 5. If exceedance continues, consider what portion of the work is responsible and instruct the Contractor to stop that portion of work until the exceedance is abated	1. Identify source and investigate the causes of exceedance 2. Take immediate action to avoid further exceedance 3. Submit proposals for remedial measures to the ER with copy to the IEC and ET within 3 working days of notification. 4. Implement the agreed proposals 5. Revise and resubmit proposals if problem still not under control 6. Stop the relevant portion of works as determined by the ER until the exceedance is abated

Event / Action Plan for Landscape and Visual

Action Level	ET	IEC	ER	Contractor
Non-conformity on one occasion	1. Inform the Contractor, the IEC and the ER 2. Discuss remedial actions with the IEC, the ER and the Contractor 3. Monitor remedial actions until rectification has been completed	1. Check inspection report 2. Check the Contractor's working method 3. Discuss with the ET, ER and the Contractor on possible remedial measures 4. Advise the ER on effectiveness of proposed remedial measures.	1. Confirm receipt of notification of non-conformity in writing 2. Review and agree on the remedial measures proposed by the Contractor 3. Supervise implementation of remedial measures	1. Identify Source and investigate the non-conformity 2. Implement remedial measures 3. Amend working methods agreed with the ER as appropriate 4. Rectify damage and undertake any necessary replacement
Repeated Non-conformity	1. Identify Source 2. Inform the Contractor, the IEC and the ER 3. Increase inspection frequency 4. Discuss remedial actions with the IEC, the ER and the Contractor 5. Monitor remedial actions until rectification has been completed 6. If non-conformity stops, cease additional monitoring	1. Check inspection report 2. Check the Contractor's working method 3. Discuss with the ET and the Contractor on possible remedial measures 4. Advise the ER on effectiveness of proposed remedial measures	1. Notify the Contractor 2. In consultation with the ET and IEC, agree with the Contractor on the remedial measures to be implemented 3. Supervise implementation of remedial measures.	1. Identify Source and investigate the non-conformity 2. Implement remedial measures 3. Amend working methods agreed with the ER as appropriate 4. Rectify damage and undertake any necessary replacement. Stop relevant portion of works as determined by the ER until the non-conformity is abated.

Note:
ET – Environmental Team
IEC – Independent Environmental Checker
ER – Engineer's Representative

Appendix J

Waste Flow Table

MONTHLY SUMMARY WASTE FLOW TABLE

Name of Department: ENV

Contract No.:MTR-SCL1103

Monthly Summary Waste Flow Table for 2018

Month	Actual Quantities of Inert C&D Materials Generated Monthly						Actual Quantities of C&D Wastes Generated Monthly				
	Total Quantity Generated	Hard Rock and Large Broken Concrete	Reused in the Contract	Reused in Other Projects	Disposed as Public Fill	Imported Fill	Metals	Paper / Cardboard Packaging	Plastics	Chemical Waste	Others, e.g. general refuse
	(in '000m^3)	(in '000m^3)	(in '000m^3)	(in '000m^3)	(in '000m^3)	(in '000m^3)	(in '000kg)	(in '000kg)	(in '000kg)	(in '000kg)	(in '000m^3)
Jan	1.503	0.000	0.000	0.000	1.082	0.421	0.000	0.000	0.000	0.000	0.099
Feb	0.528	0.000	0.000	0.000	0.337	0.191	0.000	0.000	0.000	0.000	0.079
Mar	0.791	0.000	0.000	0.000	0.613	0.179	0.000	0.000	0.000	0.000	0.157
Apr	1.002	0.000	0.000	0.000	0.417	0.585	0.000	0.000	0.000	0.000	0.131
May	0.493	0.000	0.000	0.000	0.358	0.135	20.870	0.000	0.000	0.000	0.066
Jun	0.520	0.000	0.000	0.000	0.235	0.285	0.000	0.000	0.000	0.000	0.090
Sub-total	4.838	0.000	0.000	0.000	3.042	1.796	20.870	0.000	0.000	0.000	0.621
July	0.249	0.000	0.000	0.000	0.204	0.045	19.184	0.000	0.000	0.000	0.072
August											
September											
October											
November											
December											
Total	5.086	0.000	0.000	0.000	3.246	1.841	40.054	0.000	0.000	0.000	0.693

Comments:

1) Assumption: The densities of Rock, Soil, Mixed Rock and Soil, and Regular Spoil are 2.0 ton/m3; the density of general refuse is 1.0 ton/m3; the density of waste oil is 1.0 ton/m3.

2) The cut-off date of waste amount in Jul is 31/07/2018 for TKO137FB/TM38FB, NENT/SENT/WENT landfill.

3) The amount of waste in Jul is 71.51 tons for NENT/SENT/WENT Landfill, 407.08 tons for TKO137FB/TM38FB.

4) The amount of C&D material reused in the Contract in Jul is 0 tons, for cut-off date as 31/07/2018.

5) The amount of chemical waste in Jul is 0L for cut-off date as 31/07/2018.

6) The value of waste amount would be rounded up in three decimal places.

Appendix K

Environmental Monitoring Programme for Coming Month

SCL Works Contract 1103 - Hin Keng to Diamond Hill Tunnels
Tentative Impact Monitoring Schedule - August 2018

Date		Air Quality	Noise	Site Inspection
		24-hours TSP	L_{Aeq}, 30 min	
1-Aug-18	Wed			
2-Aug-18	Thu			
3-Aug-18	Fri			
4-Aug-18	Sat			
5-Aug-18	Sun			
6-Aug-18	Mon			
7-Aug-18	Tue			
8-Aug-18	Wed			
9-Aug-18	Thu			
10-Aug-18	Fri			
11-Aug-18	Sat			
12-Aug-18	Sun			
13-Aug-18	Mon			
14-Aug-18	Tue			
15-Aug-18	Wed			
16-Aug-18	Thu			
17-Aug-18	Fri			
18-Aug-18	Sat			
19-Aug-18	Sun			
20-Aug-18	Mon			
21-Aug-18	Tue			
22-Aug-18	Wed			
23-Aug-18	Thu			
24-Aug-18	Fri			
25-Aug-18	Sat			
26-Aug-18	Sun			
27-Aug-18	Mon			
28-Aug-18	Tue			
29-Aug-18	Wed			
30-Aug-18	Thu			
31-Aug-18	Fri			

	Public Holiday
	Monitoring Day

Monitoring Details

Monitoring	Locations	Parameters
Air Quality	DMS-2 - Price Memorial Catholic Primary School	24-hour TSP
Noise	NMS-CA-2 - Price Memorial Catholic Primary School	$L_{Aeq(30\ min)}$, L_{10}, L_{90}

Appendix L

Cumulative Log for Complaints, Notifications of Summons and Successful Prosecutions

Ove Arup and Partners HK Ltd.

SCL 1103 Hin Keng to Diamond Hill Tunnels Construction Stage Environmental Complaint Log (July 2018)

ET's Complaint Log Ref. no.	Incoming Complaint Ref no.	Name of Complainant	Date Complaint Received from EPD	Complaint Date/ Period	Complaint Location	Area of Concern	Details of Complaint	Date Complaint Received by ET	ET's Investigation Date	Investigation/Mitigation Measures	Status
-	-	-	-	-	-	-	-	-	-	-	-

Ove Arup and Partners HK Ltd.

Environmental Complaint Log (Cumulative)

Reporting Month	Number of Complaints in Reporting Month	Number of Summons in Reporting Month	Number of Prosecutions in Reporting Month
February 2013	0	0	0
March 2013	0	0	0
April 2013	0	0	0
May 2013	0	0	0
June 2013	0	0	0
July 2013	0	0	0
August 2013	0	0	0
September 2013	0	0	0
October 2013	0	0	0
November 2013	0	0	0
December 2013	0	0	0
January 2014	0	0	0
February 2014	0	0	0
March 2014	0	0	0
April 2014	0	0	0
May 2014	0	0	0
June 2014	0	0	0
July 2014	0	0	0
August 2014	0	0	0
September 2014	0	0	0
October 2014	0	0	0
November 2014	1	0	0
December 2014	2	0	0
January 2015	0	0	0
February 2015	3	0	0
March 2015	3	0	0
April 2015	0	0	0
May 2015	0	0	0
June 2015	0	0	0
July 2015	1	0	0
August 2015	0	0	0
September 2015	0	0	0
October 2015	1	0	0
November 2015	1	0	0
December 2015	0	0	0
January 2016	0	0	0
February 2016	0	0	0
March 2016	1	0	0
April 2016	1	0	0
May 2016	1	0	0
June 2016	1	0	0

Ove Arup and Partners HK Ltd.

Reporting Month	Number of Complaints in Reporting Month	Number of Summons in Reporting Month	Number of Prosecutions in Reporting Month
July 2016	0	0	0
August 2016	3	0	0
September 2016	0	0	0
October 2016	0	0	0
November 2016	0	0	0
December 2016	0	0	0
January 2017	0	0	0
February 2017	0	0	0
March 2017	1	0	0
April 2017	0	0	0
May 2017	0	0	0
June 2017	1	0	0
July 2017	0	0	0
August 2017	1	0	0
September 2017	0	0	0
October 2017	0	0	0
November 2017	1	0	0
December 2017	0	0	0
January 2018	0	0	0
February 2018	0	0	0
March 2018	0	0	0
April 2018	0	0	0
May 2018	0	0	0
June 2018	0	0	0
July 2018	0	0	0
Total	23	0	0

Appendix D

65th Monthly EM&A Report for Works Contract 1106 – Diamond Hill Station

MTR Corporation Limited

Shatin to Central Link – Tai Wai to Hung Hom Section

Monthly EM&A Report No. 65

[Period from 1 to 31 July 2018]

Works Contract 1106 – Diamond Hill Station

(August 2018)

Certified by: Dr. Priscilla Choy

Position: Environmental Team Leader

Date: 10th August 2018

Leader Joint Venture

Shatin to Central Link – Contract 1106 Diamond Hill Station

Monthly Environmental Monitoring and Audit Report for July 2018

(Version 1.0)

Certified By

Dr. Priscilla Choy
(Environmental Team Leader)

REMARKS:

The information supplied and contained within this report is, to the best of our knowledge, correct at the time of printing.

CINOTECH accepts no responsibility for changes made to this report by third parties.

CINOTECH CONSULTANTS LTD
Room 1710, Technology Park,
18 On Lai Street,
Shatin, NT, Hong Kong
Tel: (852) 2151 2083 Fax: (852) 3107 1388
Email: info@cinotech.com.hk

TABLE OF CONTENTS

Page

EXECUTIVE SUMMARY 1

Introduction 1
Summary of Construction Works undertaken during the Reporting Month 1
Environmental Monitoring and Audit Progress 1
Regular Construction Noise and Construction Dust Monitoring 1
Cultural Heritage 1
Waste Management 2
Landscape and Visual 2
Environmental Site Inspection 2
Environmental Exceedance/Non-conformance/Complaint/Summons and Successful Prosecution 2
Future Key Issues 3

1 INTRODUCTION 4

Purpose of the Report 4
Structure of the Report 4

2 PROJECT INFORMATION 5

Background 5
General Site Description 5
Construction Programme and Activities 5
Project Organisation 5
Status of Environmental Licences, Notification and Permits 5
Summary of EM&A Requirements 6

3 ENVIRONMENTAL MONITORING REQUIREMENTS 7

Regular Construction Noise Monitoring 7
Monitoring Parameter and Frequency 7
Monitoring Equipment and Methodology 7
Field Monitoring 7
Monitoring Equipment 8
Maintenance and Calibration 9
Action & Limit Level for Construction Noise Monitoring 9
Regular Construction Dust Monitoring 9
Monitoring Parameter and Frequency 10
Monitoring Equipment 10
Instrumentation 10
HVS Installation 10
Filters Preparation 11
Operating/Analytical Procedures 11
Maintenance/Calibration 12
Action and Limit Levels for Dust Monitoring 12
Cultural Heritage 12
Landscape and Visual 12

4 IMPLEMENTATION STATUS ON ENVIRONMENTAL PROTECTION REQUIREMENTS 13

5 MONITORING RESULTS 14

Regular Construction Noise Monitoring 14
Regular Dust Monitoring 14
Cultural Heritage 15
Waste Management 15

Landscape and Visual 16

6 ENVIRONMENTAL SITE INSPECTION 17

Site Audits 17
Implementation Status of Environmental Mitigation Measures 17

7 ENVIRONMENTAL NON-CONFORMANCE 19

Summary of Exceedances 19
Summary of Environmental Non-Compliance 19
Summary of Environmental Complaint 19
Summary of Environmental Summon and Successful Prosecution 19

8 FUTURE KEY ISSUES 20

Construction Programme for the Next Month 20
Key Issues in the Next Reporting Month 20
Monitoring Schedule in the Next Month 20

9 CONCLUSIONS AND RECOMMENDATIONS 21

Conclusions 21
Recommendations 21

LIST OF TABLES

Table 2.1 Status of Environmental Licences, Notification and Permits
Table 3.1 Regular Construction Noise Monitoring Location
Table 3.2 Noise Monitoring Equipment
Table 3.3 Dust Monitoring Location
Table 3.4 Dust Monitoring Parameters and Frequency
Table 3.5 Dust Monitoring Equipment
Table 4.1 Status of Required Submissions under EP
Table 5.1 Summary Table of Dust Monitoring Results during the reporting month
Table 5.2 Quantities of Waste Generated from the Project
Table 6.1 Observations and Recommendations of Site Audit

LIST OF FIGURES

Figure 1 The Alignment and Works Area for Works Contract 1106
Figure 2 Locations of Construction Noise Monitoring
Figure 3 Locations of Dust Monitoring
Figure 4 Organisation Chart and Key Contact of the Project

LIST OF APPENDICES

Appendix A Tentative Construction Programme
Appendix B Action and Limit Levels
Appendix C Calibration Certificates for Monitoring Equipment
Appendix D Impact Monitoring Schedule
Appendix E 24-hour TSP Monitoring Results and Graphical Presentations
Appendix F Noise Monitoring Results and Graphical Presentations
Appendix G Summary of Exceedance
Appendix H Site Audit Summary
Appendix I Event and Action Plans
Appendix J Updated Environmental Mitigation Implementation Schedule
Appendix K Waste Generation in the Reporting Month
Appendix L Cumulative Log for Complaints, Notifications of Summons and Successful Prosecutions

EXECUTIVE SUMMARY

Introduction

1. This is the 65th Monthly Environmental Monitoring and Audit (EM&A) Report prepared by Cinotech Consultants Limited for **MTR Shatin to Central Link (SCL) Works Contract 1106 – Diamond Hill Station**. This report documents the findings of EM&A Works conducted from 1st to 31st July 2018.

Summary of Construction Works undertaken during the Reporting Month

2. The major site activities undertaken in the reporting month include:

- ABWF works at SCL-DIH station area;
- TTA for site access and temporary footpath diversion at Choi Hung Road and Entrance A2 and Lung Cheung Road;
- General site clearance works;
- Relocation works for Old Pillbox and Former Royal Air Force (RAF) Hangar;
- Modification of utilities and drainages at Lung Cheung Road; and
- Drainage works.

Environmental Monitoring and Audit Progress

3. A summary of the monitoring activities in this reporting period is listed below:

Regular Construction Noise and Construction Dust Monitoring

- Regular construction noise monitoring during normal working hours

Noise Monitoring Station ID

- NMS-CA-3(1)/NMS-CA-4(2) (H.K. Sheng Kung Hui Nursing Home) 4 times
- NMS-CA-4(1)/NMS-CA-3(2) (Block 1, Rhythm Garden (north-eastern façade)) 4 times
- NMS-CA-5(1)/NMS-CA-2(2) (Block 1, Rhythm Garden (northern façade)) 4 times

- Construction Dust (24-hour TSP) Monitoring

Dust Monitoring Station ID

- DMS-3(1) /DMS-4(2) (H.K. Sheng Kung Hui Nursing Home) 5 times
- DMS-4(1)/ DMS-3(2) (Block 1, Rhythm Garden) 5 times

Remarks:
(1) Station ID as identified in approved EM&A Manual / EIA Report for SCL(TAW-HUH).
(2) Station ID as identified in approved EM&A Manual / EIA Report for SCL(HHS).

Cultural Heritage

4. An Archaeological Action Plan (AAP) for the survey-cum-excavation at the former Tai Hom Village site was approved by EPD on 8 April 2013. A Licence to Excavate and Search for Antiquities under Antiquities and Monuments Ordinance has been subsequently obtained from Antiquities and Monuments Office (AMO) on 19 April 2013. The archaeological survey-cum-excavation at Former Tai Hom Village commenced on 9 May 2013 and the fieldwork had been completed in September 2013

in accordance with the Licence granted and the approved AAP. The finalized Archaeological Survey-cum-Excavation Report was submitted to AMO on 27 February 2017. Artefacts handover to AMO was completed on 18 May 2017.

5. The Conservation Plans for the two historic buildings, namely Former Royal Air Force Hangar and the Old Pillbox at the former Tai Hom Village site, were approved by EPD on 24 April 2013. Dismantling works on Former Royal Air Force Hangar was carried out in accordance with the approved Conservation Plan and completed in June 2013. Relocation works for the Old Pillbox had been completed in November 2013 in accordance with the approved Conservation Plan. Proposal for relocation of two historic buildings was approved by EPD on 20 April 2018. The Old Pillbox relocation was completed on 18 Jul 2018 and the Former Royal Air Force Hanger relocation was commenced on 23 July 2018 in accordance with the relocation proposal. Regular maintenance and inspection works of the two historic buildings were carried out in accordance with the approved Conservation Plan and relocation proposal.

Waste Management

6. Wastes generated from this Project include inert construction and demolition (C&D) materials and non-inert C&D materials. 526 m^3 inert C&D materials were generated from the Project and were sent to Tseung Kwan O Area 137 Fill Bank during the reporting month. 118 m^3 of non-recyclable non-inert C&D materials, such as general refuse, were disposed of at NENT Landfill. No chemical waste was collected by licensed collector during the reporting month. No paper/cardboard packaging and no plastics and metal were generated in this reporting month.

Landscape and Visual

7. Bi-weekly inspection of the implementation of landscape and visual mitigation measures was conducted on 12 ad 26 July 2018. All necessary mitigation measures have been implemented and recommended follow-up actions have been discharged by the Contractor. Details of the audit findings and implementation status are presented in Section 6.

Environmental Site Inspection

8. Joint weekly site inspections were conducted by representatives of the Contractor, Engineer and Contractor's ET on 5, 12, 18 and 26 July 2018. The representative of the IEC joined the site inspection on 18 July 2018. Details of the audit findings and implementation status are presented in Section 6.

Environmental Exceedance/Non-conformance/Complaint/Summons and Successful Prosecution

9. No exceedance of the Action and Limit Levels of regular construction noise monitoring and 24-hour TSP monitoring was recorded during the reporting period.

10. No non-compliance event was recorded during the reporting period.

11. No Project related environmental complaint and no notification of summons/ successful prosecutions were received in this reporting period.

Future Key Issues

12. Major site activities for the coming reporting month will include:

- ABWF works at SCL-DIH station area;
- TTA for site access and temporary footpath diversion at Choi Hung Road and Lung Cheung Road;
- General site clearance works;
- Relocation works for Former Royal Air Force (RAF) Hangar;
- Construction of temporary storage compounds for Old Pillbox and Former Royal Air Force (RAF) Hangar;
- Drainage works;
- Modification of utilities and drainages at Lung Cheung Road; and
- Landscaping works.

1 INTRODUCTION

1.1 Cinotech Consultants Limited (Cinotech) was appointed by Leader Joint Venture (LJV) as the Environmental Team (ET) to undertake the Environmental Monitoring and Audit (EM&A) programme during construction phase of the MTR Shatin to Central Link (SCL) Works Contract 1106 – Diamond Hill Station (hereafter referred to as the Project).

Purpose of the Report

1.2 This is the 65th EM&A report which summarises the impact monitoring results and audit findings for the EM&A programme during the reporting period from 1st to 31st July 2018.

Structure of the Report

1.3 The structure of the report is as follows:

Section 1: **Introduction -** details the scope and structure of the report.

Section 2: **Project Information** - summarises background and scope of the project, site description, project organization and contact details, construction programme, the construction works undertaken and the status of Environmental Permits/Licenses during the reporting period.

Section 3: **Environmental Monitoring Requirement -** summarises the monitoring parameters, monitoring programmes, monitoring methodologies, monitoring frequency, monitoring locations, Action and Limit Levels, Event / Action Plans, environmental mitigation measures as recommended in the EIA report and relevant environmental requirements.

Section 4: **Implementation Status on Environmental Mitigation Measures -** summarises the implementation of environmental protection measures during the reporting period.

Section 5: **Monitoring Results** - summarises the monitoring results obtained in the reporting period.

Section 6: **Environmental Site Inspection -** summarises the audit findings of the weekly site inspections undertaken within the reporting period.

Section 7: **Environmental Non-conformance -** summarises any monitoring exceedance, environmental complaints and environmental summons within the reporting period.

Section 8: **Future Key Issues -** summarises the impact forecast and monitoring schedule for the next three months.

Section 9: **Conclusions and Recommendations**

2 PROJECT INFORMATION

Background

2.1 The Shatin to Central Link – Tai Wai to Hung Hom Section (hereafter referred to as SCL (TAW-HUH)) is an approximately 11 km long extension of the Ma On Shan Line and links up with the West Rail Line at Hung Hom forming a strategic east-west rail corridor. It is a Designated Project under the Environmental Impact Assessment Ordinance (Cap. 499) (EIAO).

2.2 The construction of the SCL (TAW-HUH) has been divided into a series of civil construction Works Contracts. This Works Contract 1106 covers the construction of Shatin-to-Central Link (SCL) station in Diamond Hill (DIH).

General Site Description

2.3 For Works Contract 1106, the works area for the DIH station is located to the northeast of Choi Hung Road next to the existing Kwun Tong Line DIH Station. The DIH station will be constructed by cut-and-cover method. Since July 2016, southern portion of the works area at Choi Hung Road was handover to relevant government department. Part of the site area was handed over to Housing Department on 17 April 2018. The latest alignment and works areas for the Works Contract 1106 are shown in **Figure 1**.

Construction Programme and Activities

2.4 A summary of the major construction activities undertaken in this reporting period is shown as follows. The tentative construction programme is presented in **Appendix A**.

- ABWF works at SCL-DIH station area;
- TTA for site access and temporary footpath diversion at Choi Hung Road and Entrance A2 and Lung Cheung Road;
- General site clearance works;
- Relocation works for Old Pillbox and Former Royal Air Force (RAF) Hangar;
- Modification of utilities and drainages at Lung Cheung Road; and
- Drainage works.

Project Organisation

2.5 The project organizational chart and contact details are shown in **Figure 4.**

Status of Environmental Licences, Notification and Permits

2.6 A summary of the relevant permits, licences, and/or notifications on environmental protection for this Project since the commencement of the construction works in March 2013 is presented in Table 2.1.

Table 2.1 Summary of the Status of Environmental Licences, Notification and Permits

Permit / License No.	Valid Period		Status
	From	To	
Environmental Permit (EP)			
EP-438/2012/K	04/10/2016	N/A	Valid
Notification pursuant to Air Pollution Control (Construction Dust) Regulation			
No.: 378656	28/08/2014	N/A	Valid
Billing Account for Construction Waste Disposal			
Account No.: 7016601	27/12/2012	N/A	Valid
Registration of Chemical Waste Producer			
5213-281-L2974 -01	07/02/2018	N/A	Valid
Effluent Discharge License under Water Pollution Control Ordinance			
WT00030249-2018	28/02/2018	31/01/2023	Valid
WT00016920-2013	09/06/2013	30/09/2018	Valid
Construction Noise Permit (CNP)			
GW-RE0229-18	11/04/2018	26/09/2018	Valid
GW-RE0403-18	10/06/2018	29/07/2018	Expired on 29/07/2018
GW-RE0466-18	10/07/2018	23/08/2018	Valid
GW-RE0469-18	10/07/2018	25/09/2018	Valid

Summary of EM&A Requirements

2.7 The EM&A programme under Works Contract 1106 requires regular dust and noise monitoring as well as environmental site audits. The EM&A requirements are described in the following sections, including:

- All monitoring parameters;
- Action and Limit levels for all environmental parameters;
- Event / Action Plans;
- Environmental mitigation measures, as recommended in the Project EIA study final report; and
- Environmental requirements in contract documents.

2.8 The advice on the implementation status of environmental protection and pollution control/mitigation measures is summarized in Section 6 of this report.

2.9 This report presents the monitoring results, observations, locations, equipment, period, methodology and QA/QC procedures of the required monitoring parameters, namely construction noise & dust monitoring as well as audit works for the Project in the reporting month.

3 ENVIRONMENTAL MONITORING REQUIREMENTS

Regular Construction Noise Monitoring

3.1 In accordance with the EM&A Manual, monitoring of construction noise impact should be conducted at the designated monitoring stations. Since access to some of the proposed monitoring locations stated in the EM&A Manual was rejected; alternative locations were proposed and agreed by the ER (Engineer's Representative), IEC (Independent Environmental Checker) and EPD (Environmental Protection Department). The construction noise monitoring locations are listed in **Table 3.1** and shown in **Figure 2**.

Table 3.1 Regular Construction Noise Monitoring Location

Regular Construction Noise Monitoring Location	Description	Type of Measurement
NMS-CA-3(1)(3)/ NMS-CA-4 (2)(3)	Hong Kong Sheng Kung Hui Nursing Home	Façade
NMS-CA-4(1)/ NMS-CA-3(2)	Block 1, Rhythm Garden (north-eastern façade)	Façade
NMS-CA-5 (1) (4)/ NMS-CA-2(2)(4)	Block 1, Rhythm Garden (northern façade)	Façade

Note:
(1) NSR ID as identified in approved EM&A Manual / EIA Report for SCL(TAW-HUH).
(2) NSR ID as identified in approved EM&A Manual / EIA Report for SCL(HHS).
(3) Access to the monitoring location at Shek On House (originally proposed in the approved EM&A Manual) was denied during the baseline monitoring. An alternative location (Hong Kong S.K.H Nursing Home) was proposed and approved by the ER and agreed by the IEC and EPD.
(4) Access to the monitoring location at Canossa Primary School (San Po Kong) (originally proposed in the approved EM&A Manual) was denied during the baseline monitoring. An alternative location (Block 1, Rhythm Garden (northern façade)) was proposed and approved by the ER and agreed by the IEC and EPD.

Monitoring Parameter and Frequency

3.2 Weekly construction noise monitoring was conducted in accordance with the requirements stipulated in the EM&A Manual. If works are to be carried out during restricted hours, the conditions stipulated in the construction noise permit issued by the Noise Control Authority have to be followed. The monitoring schedule for this reporting period of monitoring stations at Rhythm Garden is shown in **Appendix D**.

3.3 The construction noise levels were measured in terms of the A-weighted equivalent continuous sound pressure level (L_{Aeq}) in decibels dB(A). L_{Aeq} (30min) (as six consecutive $L_{eq,\ 5\text{-}min}$ readings) was used as the monitoring metric for the time period between 0700 – 1900 hours on normal weekdays.

Monitoring Equipment and Methodology

Field Monitoring

3.4 The monitoring procedures are as follows:

- The microphone head of the sound level meter was positioned 1m exterior of the noise sensitive facade and lowered sufficiently so that the building's external wall

acts as a reflecting surface.

- The battery condition was checked to ensure good functioning of the meter.
- Parameters such as frequency weighting, the time weighting and the measurement time were set as follows:

  - frequency weighting : A
  - time weighting : Fast
  - measurement time : 5 minutes (obtaining six consecutive $L_{eq,5min}$ readings for a $L_{eq,30\ min}$ .reading)

- Prior to and after noise measurement, the meter was calibrated using the calibrator for 94.0 dB at 1000 Hz. If the difference in the calibration level before and after measurement is more than 1.0 dB, the measurement was considered invalid and repeat of noise measurement was required after re-calibration or repair of the equipment.
- The wind speed at the monitoring station was checked with the portable wind meter. Noise monitoring was cancelled in the presence of fog, rain, and wind with a steady speed exceeding 5 m/s, or wind with gusts exceeding 10 m/s.
- Noise measurement was paused during periods of high intrusive noise if possible and observation was recorded when intrusive noise was not avoided.
- At the end of the monitoring period, the L_{eq}, L_{10} and L_{90} were recorded. In addition, site conditions and noise sources were recorded on a standard record sheet.
- A façade correction of +3dB(A) shall be made to the noise parameter obtained by free field measurement.

Monitoring Equipment

3.5 The sound level meters and calibrator used for the noise measurement, as listed in **Table 3.2**, compile with the IEC 651: 1979 and 804:1985 (Type 1) specification. The calibration certificates of the sound level meters are included in **Appendix C**.

Table 3.2 Noise Monitoring Equipment

Monitoring Equipment	Model (Serial no.)
Sound Level Meter	BSWA 801 (Serial no: 35927)
	BSWA 801 (Serial no: 35924)
Calibrator	SV30A (Serial no.: 24803)
	SV30A (Serial no.: 24780)

Maintenance and Calibration

3.6 Maintenance and Calibration procedures were as follows:

- The microphone head of the sound level meter and calibrator were cleaned with a soft cloth at quarterly intervals.
- The sound level meter and calibrator were checked and calibrated at yearly intervals. Copies of calibration certificates are attached in **Appendix C**.

Action & Limit Level for Construction Noise Monitoring

3.7 The Action and Limit Levels are presented in **Appendix B** and the Event / Action Plan (EAP) for noise monitoring is presented in **Appendix I.**

Continuous Noise Monitoring

3.8 With reference to the latest Continuous Noise Monitoring Plan (CNMP) and CNMMP prepared and submitted under EP Condition 2.9 and 2.10, it is predicted that no residual air-borne construction noise impacts exceeding the relevant noise criteria will be anticipated. Therefore, no continuous noise monitoring is required during the construction of the SCL (TAW-HUH) under Works Contract 1106.

Regular Construction Dust Monitoring

3.9 The proposed dust monitoring stations for the construction phase of the Project, as recommended in the approved EM&A Manual, are listed in **Table 3.3** and shown in **Figure 3**. The proposed locations have been agreed with the ER, EPD and IEC.

Table 3.3 Dust Monitoring Location

Regular Dust Monitoring Location	Description
DMS-3(1)(3)/ DMS-4(2)(3)/	Hong Kong Sheng Kung Hui Nursing Home
DMS-4(1) / DMS-3(2)	Block 1, Rhythm Garden

Note:
(1) ASR ID as identified in approved EM&A Manual / EIA Report for SCL(TAW-HUH).
(2) ASR ID as identified in approved EM&A Manual / EIA Report for SCL(HHS).
(3) Access to the monitoring location at Shek On House (originally proposed in the approved EM&A Manual) was denied during the baseline monitoring. An alternative location (Hong Kong S.K.H Nursing Home) was proposed and approved by the ER and agreed by the IEC and EPD.

Monitoring Parameter and Frequency

3.10 The dust monitoring (in terms of Total Suspended Particulates (TSP)) was conducted at the designated monitoring stations in accordance with the requirements stipulated in the EM&A Manual. The 24-hour TSP levels were monitored at the frequency and duration stated in **Table 3.4**. The TSP monitoring at Rhythm Garden was conducted as per the schedule presented in **Appendix D**.

Table 3.4 Dust Monitoring Parameters and Frequency

Monitoring Period	Duration	Parameter	Frequency
Impact Monitoring(1)	Throughout the construction period	24-hour TSP	Once per 6 days

Note:
(1) 1- hour TSP shall be conducted when one documented valid complaint is received.

Monitoring Equipment

3.11 **Table 3.5** summarizes the equipment used for the dust monitoring.

Table 3.5 Dust Monitoring Equipment

Equipment	Model and Make	Qty.
HVS	Tisch Environmental, Inc.; Model no. TE-5170, Serial no.: 2352	1
HVS	Tisch Environmental, Inc.; Model no. TE-5170, Serial no.: 3223	1
Calibration Orifice	Tisch Environmental, Inc.; Model no. TE – 5025A Orifice ID: 2896	1

Instrumentation

3.12 High Volume Samplers (HVS) connected with appropriate sampling inlets were employed for air quality monitoring. Each sampler was composed of a motor, a filter holder, a flow controller and a sampling inlet and its performance specification complies with that required by USEPA Standard Title 40, Code of Federation Regulations Chapter 1 Appendix B (Part 50).

HVS Installation

3.13 The following guidelines were adopted during the installation of HVS:

- Sufficient support was provided to secure the samplers against gusty wind.
- No two samplers were placed less than 2 meters apart.
- The distance between the sampler and an obstacle, such as buildings, was at least twice the height that the obstacle protrudes above the sampler.
- A minimum of 2 meters of separation from walls, parapets and penthouses was required for rooftop samples.
- A minimum of 2 meters separation from any supporting structure, measured horizontally was required.
- No furnaces or incineration flues were nearby.
- Airflow around the sampler was unrestricted.

- The samplers were more than 20 meters from the drip line.
- Any wire fence and gate, to protect the sampler, should not cause any obstruction during monitoring.

Filters Preparation

3.14 Fiberglass filters were used which have a collection efficiency of larger than 99% for particles of 0.3 μm diameter. A HOKLAS accredited laboratory, Wellab Ltd. (HOKLAS Registration No. 083), was responsible for the preparation of pre-weighed filter papers for Cinotech's monitoring team.

3.15 All filters, which were prepared by Wellab Ltd., were equilibrated in the conditioning environment for 24 hours before weighing. The conditioning environment temperature was around 25 °C and not variable by more than ±3 °C; the relative humidity (RH) was < 50% and not variable by more than ±5%. A convenient working RH was 40%.

3.16 Wellab Ltd. has a comprehensive quality assurance and quality control programmes.

Operating/Analytical Procedures

3.17 Operating/analytical procedures for the TSP monitoring were highlighted as follows:

- Prior to the commencement of the dust sampling, the flow rate of the HVS was properly set (between 1.1 and 1.4 m^3/min.) in accordance with the manufacturer's instruction to within the range recommended in USEPA Standard.
- The power supply was checked to ensure the sampler worked properly.
- The filter holding frame and the area surrounding the filter were cleaned.
- On sampling, the sampler was operated for 5 minutes to establish thermal equilibrium before placing any filter media at the air quality monitoring station.
- The filter holding frame was then removed by loosening the four nuts and carefully a weighted and conditioned filter was centered with the stamped number upwards, on a supporting screen.
- The filter was aligned on the screen so that the gasket formed an airtight seal on the outer edges of the filter. Then the filter holding frame was tightened to the filter holder with swing bolts to avoid air leakage at the edges.
- The shelter lid was closed and secured with the aluminum strip.
- A new flow rate record chart was set into the flow recorder.
- The timer was then programmed. Information was recorded on the record sheet, which included the starting time, the weather condition and the filter number (the initial weight of the filter paper can be found out by using the filter number).
- The flow rate of the HVS sampler would be verified to be constant and recorded on the data sheet before and after sampling.
- The elapsed time and other relevant information was recorded. After sampling, the sampled filter was removed carefully and folded in half-length so that only surfaces with collected particulate matter were in contact.
- It was then placed in a clean plastic envelope and sealed and sent to the Wellab Ltd. for weighing.
- Before weighing, all filters were equilibrated in a conditioning environment for 24 hours. The conditioning environment should be between 25°C and 30°C and not vary by more than ±3°C; the relative humidity (RH) should be < 50% and not vary by more than ±5%. A convenient working RH is 40%. Weighing results were returned to Cinotech for further analysis of TSP concentrations.

Maintenance/Calibration

3.18 The following maintenance/calibration was required for the HVS:

- The high volume motors and their accessories were properly maintained. Appropriate maintenance such as routine motor brushes replacement and electrical wiring checking were made to ensure that the equipment and necessary power supply are in good working condition.
- Calibration of the HVS (five point calibration) using Calibration Kit was carried out every two months. Copies of calibration certificates are attached in **Appendix C**.
- The HVS calibration orifice will be calibrated annually.

Action and Limit Levels for Dust Monitoring

3.19 The Action and Limit levels have been established and are presented in **Appendix B** and the Event / Action Plan (EAP) for dust monitoring is presented in **Appendix I.**

Cultural Heritage

3.20 An Archaeological Action Plan (AAP) for the survey-cum-excavation at the former Tai Hom Village site was approved by EPD on 8 April 2013. A Licence to Excavate and Search for Antiquities under Antiquities and Monuments Ordinance has been subsequently obtained from Antiquities and Monuments Office (AMO) on 19 April 2013. The archaeological survey-cum-excavation at Former Tai Hom Village shall be conducted in accordance with the Licence granted and the approved AAP.

3.21 The Conservation Plans for the two historic buildings, namely Former Royal Air Force Hangar and the Old Pillbox at the former Tai Hom Village site, were approved by EPD on 24 April 2013. Dismantling works on Former Royal Air Force Hangar and relocation work of the Old Pillbox shall be carried out in accordance with the approved Conservation Plan. Regular maintenance, relocation works and inspection works of the two historic buildings shall be carried out in accordance with the approved Conservation Plan and relocation proposal.

Landscape and Visual

3.22 In accordance with the EM&A Manual, the landscape and visual mitigation measures shall be implemented and a site inspection shall be conducted once every two weeks throughout the construction period. The implementation status is given in **Appendix J**. The Event / Action Plan (EAP) for landscape and visual are presented in **Appendix I.**

4 IMPLEMENTATION STATUS ON ENVIRONMENTAL PROTECTION REQUIREMENTS

4.1 The Contractor has implemented environmental mitigation measures and requirements as stated in the EIA Report, the Environmental Permit and EM&A Manual. The implementation status of the environmental mitigation measures of the reporting period is summarized in **Appendix J**. Status of required submissions under the Environmental Permit (EP) of the reporting period is presented in **Table 4.1**.

Table 4.1 Status of Required Submissions under EP

EP Condition	Submission	Submission Date
Condition 3.4	Monthly EM&A Report (June 2018)	13th July 2018

5 MONITORING RESULTS

Regular Construction Noise Monitoring

5.1 A total of 12 sets of 30-minute construction noise measurements were carried out at the monitoring stations during normal weekdays of the reporting period by ET of SCL Works Contract 1106. No exceedance of the Limit Level was recorded at designated monitoring stations.

5.2 The noise monitoring results recorded at NMS-CA-3(1)/ NMS-CA-4(2) (Hong Kong S.K.H Nursing Home) in July 2018 exceeded the daytime construction noise criterion. However, the results were not considered as exceedance since the measured results were below the baseline noise levels or below the limit level after deducting the baseline noise level.

5.3 The noise monitoring results recorded at (Block 1, Rhythm Garden (north-eastern façade)) in July 2018 did not exceed the daytime construction noise criterion.

5.4 The noise monitoring results recorded at NMS-CA-5(1)/NMS-CA-2(2) (Block 1, Rhythm Garden (northern façade)) in July 2018 exceeded the daytime construction noise criterion except 10 and 17 July 2018. However, the results were not considered as exceedance since the measured results were below the baseline noise levels.

5.5 Based on observation during the on-site monitoring, road traffic nearby, other construction site at Choi Hung Road and foundation works in other construction site at former Tai Hom Village in July 2018 are considered as potential noise source other than construction works of the Project that affects the monitoring results in the reporting month.

5.6 The noise monitoring results together with their graphical presentations are presented in **Appendix F**.

5.7 No exceedance of the Action and Limit Levels of construction noise due to the Project was recorded during the reporting period. The summary of exceedance in this reporting month is provided in **Appendix G**.

Regular Dust Monitoring

5.8 A total of 10 sets of 24-hour TSP monitoring were carried out at the designated monitoring stations during normal weekdays of the reporting period by ET of SCL Works Contract 1106. The monitoring results together with their graphical presentations are presented in **Appendix E** and a summary of the dust monitoring results in this reporting month is given in **Table 5.1**.

Table 5.1 Summary Table of Dust Monitoring Results during the reporting month

Parameter	Minimum µg/m^3	Maximum µg/m^3	Average µg/m^3	Action Level, µg/m^3	Limit Level, µg/m^3
24-hr TSP (DMS-3(1)/ DMS-4(2))	19.9	35.5	26.2	159.1	260
24-hr TSP (DMS-4(1)/ DMS-3(2))	20.9	45.0	29.9	160.4	260

Remarks:

(1) Station ID as identified in approved EM&A Manual / EIA Report for SCL(TAW-HUH).
(2) Station ID as identified in approved EM&A Manual / EIA Report for SCL(HHS).

5.9 Based on observation during the on-site monitoring, road traffic emission nearby, other construction site at Choi Hung Road and foundation works in other construction site at former Tai Hom Village in July 2018 are considered as potential dust source other than construction works of the Project that affects the monitoring results in the reporting month.

5.10 Wind monitoring data were obtained from Kai Tak Meteorological Station of Hong Kong Observatory and shown on **Appendix E**.

5.11 No exceedance of the Action and Limit Levels of the 24-hour TSP was recorded during the reporting period. The summary of exceedance in this reporting month is provided in **Appendix G**.

Cultural Heritage

5.12 An Archaeological Action Plan (AAP) for the survey-cum-excavation at the former Tai Hom Village site was approved by EPD on 8 April 2013. A Licence to Excavate and Search for Antiquities under Antiquities and Monuments Ordinance has been subsequently obtained from Antiquities and Monuments Office (AMO) on 19 April 2013. The archaeological survey-cum-excavation at Former Tai Hom Village commenced on 9 May 2013 and completed in September 2013 in accordance with the Licence granted and the approved AAP. The finalized Archaeological Survey-cum-Excavation Report was submitted to AMO on 27 February 2017. Artefacts handover to AMO was completed on 18 May 2017.

5.13 The Conservation Plans for the two historic buildings, namely Former Royal Air Force Hangar and the Old Pillbox at the former Tai Hom Village site, were approved by EPD on 24 April 2013. Dismantling works on Former Royal Air Force Hangar was carried out in accordance with the approved Conservation Plan and completed in June 2013. Relocation works for the Old Pillbox had been completed in November 2013 in accordance with the approved Conservation Plan. Proposal for relocation of two historic buildings was approved by EPD on 20 April 2018. The Old Pillbox relocation was completed on 18 Jul 2018 and the Former Royal Air Force Hanger relocation was commenced on 23 July 2018 in accordance with the relocation proposal. Regular maintenance and inspection works of the two historic buildings were carried out in accordance with the approved Conservation Plan and relocation proposal.

Waste Management

5.14 Waste generated from this Project includes inert construction and demolition (C&D) materials and non-inert C&D materials. Non-inert C&D materials are made up of general refuse, vegetative wastes and recyclable wastes like plastics and paper/cardboard packaging materials. Steel materials generated from the project are also grouped into non-inert C&D materials as the materials were not disposed of with other inert C&D materials. With reference to relevant handling records and trip tickets of this Project, the quantities of different types of waste generated in the reporting month are summarised in **Table 5.2**. 526 m^3 of C&D materials was generated during the reporting period and were disposed as public fill. 118 m^3 of general refuse were generated during the reporting month. No chemical waste was collected by licensed

collector during the reporting month. No paper/cardboard packaging and no plastics and metal were generated in this reporting month. Detail of waste management data is presented in **Appendix K**.

Table 5.2 Quantities of Waste Generated from the Project

Reporting Month	Quantity					
	C&D Materials (inert) [(a)]	C&D Materials (non-inert) [(b)]				
		General Refuse	Chemical Waste	Recycled materials		
				Paper/ cardboard	Plastics	Metals
July 2018	*526 m^3*	*118 m^3*	*0 kg*	*0 kg*	*0 kg*	*0 kg*

Notes:
(a) Inert C&D materials include bricks, concrete, building debris, rubble and excavated soil, which 526 m^3 was delivered to Tseung Kwan O Area 137 Fill Bank during the reporting month.
(b) Non-inert C&D materials include steel, paper/cardboard packaging waste, plastics and other wastes such as general refuse and vegetative wastes. Steel materials generated from the project are grouped into non-inert C&D materials as the materials were not disposed of with other inert C&D materials. General refuse was delivered to designated landfill for disposal.

Landscape and Visual

5.15 Bi-weekly inspection of the implementation of landscape and visual mitigation measures was conducted on 12 and 26 July 2018. The observations and recommendations made during the audit sessions are summarized in **Table 6.1**.

6 ENVIRONMENTAL SITE INSPECTION

Site Audits

6.1 Site audits were carried out by ET on weekly basis to monitor the timely implementation of proper environmental management practices and mitigation measures in the Project site. The summaries of site audits are attached in **Appendix H**.

6.2 Site audits were conducted on 5, 12, 18 and 26 July 2018. A joint site audit with the representative with IEC, ER, the Contractor and the ET was carried out on 18 July 2018. The details of observations during site audits carried out by ET can refer to **Table 6.1**.

Implementation Status of Environmental Mitigation Measures

6.3 According to the EIA Study Report, Environmental Permit and the EM&A Manual of the Project, the mitigation measures detailed in the documents are recommended to be implemented during the construction phase. An updated summary of the Environmental Mitigation Implementation Schedule (EMIS) is provided in **Appendix J**.

6.4 During site inspections in the reporting month, no non-conformance was identified. The observations and recommendations made during the audit sessions are summarized in **Table 6.1**

Table 6.1 Observations and Recommendations of Site Audit

Parameters	Date	Observations and Recommendations	Follow-up
Water Quality	05, 12, 18 & 26 July 2018	Reminder / Observation: Sandbag bund should be provided to temporary pedestrian road near Lung Cheung Road & Luen Yee Road to prevent surface runoff running out of the site area.	Follow up action will be reported in the next reporting month.
	26 July 2018	Observation: Sedimentation tank should be maintained more frequently to prevent accumulation of silt.	Follow up action will be reported in the next reporting month.
Noise	12, 26 July 2018	Observation: Noise mitigation measures should be provided to the breaker at Lung Cheung Road to minimize the noise nuisance to the nearby NSRs.	As observed on 18 July 2018, the breaker was removed. The breaking work was observed again at Lung Cheung Road on 26 July 2018. Follow up action will be reported in the next reporting month.
Landscape and Visual	--	--	--
Cultural Heritage	--	--	--
Air Quality	29 June 2018	Observation: Stockpile of dusty material near western ventilation shaft should be covered by the impervious material for dust suppression.	As observed on 05 July 2018, stockpile of dusty material is being sprayed with water by the worker.
	29 June 2018	Observation: Dust screen at Interchange Adit & East MOE interface areas should be repaired for dust control.	As observed on 05 July 2018, dust screen at Interchange Adit & East MOE was repaired.

Parameters	Date	Observations and Recommendations	Follow-up
	12 July 2018	Reminder: Stockpile of dusty material near eastern ventilation shaft should be sprayed with water or covered by the impervious sheets for dust suppression.	As observed on 18 July 2018, stockpile of dusty material near eastern ventilation shaft was observed wet.
	18 July 2018	Observation: Bagged cements at L1 should be covered by the impervious sheet for dust suppression.	As observed on 26 July 2018, bagged cements were removed.
Waste/ Chemical Management	--	--	--
Permits/ Licenses	--	--	--

7 ENVIRONMENTAL NON-CONFORMANCE

Summary of Exceedances

7.1 No exceedance of the Action and Limit Levels of the regular construction noise and 24-hour TSP monitoring was recorded during the reporting month. The summary of exceedance is provided in **Appendix G**.

Summary of Environmental Non-Compliance

7.2 No environmental non-compliance was recorded in the reporting month.

Summary of Environmental Complaint

7.3 No environmental Project-related complaint was received in the reporting month. The Cumulative Complaint Log since the commencement of the Project is presented in **Appendix L**.

Summary of Environmental Summon and Successful Prosecution

7.4 There was no successful environmental prosecution or notification of summons received since the Project commencement. The Cumulative Log for environmental summon and successful prosecution since the commencement of the Project is presented in **Appendix L**.

8 FUTURE KEY ISSUES

Construction Programme for the Next Month

8.1 A tentative construction programme is provided in **Appendix A**. The major construction activities in the coming month will include:

- ABWF works at SCL-DIH station area;
- TTA for site access and temporary footpath diversion at Choi Hung Road and Lung Cheung Road;
- General site clearance works;
- Relocation works for Former Royal Air Force (RAF) Hangar;
- Construction of temporary storage compounds for Old Pillbox and Former Royal Air Force (RAF) Hangar;
- Drainage works;
- Modification of utilities and drainages at Lung Cheung Road; and
- Landscaping works.

Key Issues in the Next Reporting Month

8.2 Key issues to be considered in the coming month include:

- Dust arising from loading, unloading, transfer, handling or storage of excavated materials;
- Control of silty surface runoff;
- Preservation of Former Royal Air Force Hangar and Old Pillbox after dismantling and relocation and during relocation;
- Preservation and protection of retained and transplanted trees; and
- Implementation of mitigation measures for noise nuisance from construction works.

Monitoring Schedule in the Next Month

8.3 The tentative schedule of regular construction noise monitoring and 24-hour TSP monitoring at Rhythm Garden in the next reporting period is presented in **Appendix D**. The regular construction noise monitoring and 24-hour TSP monitoring will be conducted at the same monitoring locations in the next reporting period.

9 CONCLUSIONS AND RECOMMENDATIONS

Conclusions

9.1 The Environmental Monitoring and Audit (EM&A) Report presents the EM&A works undertaken during the period from 1st to 31st July 2018 in accordance with EM&A Manual and the requirement under EP.

9.2 No exceedance of the Action and Limit Levels of regular construction noise and 24-hour TSP monitoring was recorded at the designated monitoring stations during the reporting month.

9.3 4 times of joint weekly site inspections were conducted by representatives of the Contractor, Engineer and Contractor's ET and 2 times of bi-weekly inspections of the implementation of landscape and visual mitigation measures were conducted during the reporting period.

9.4 No Project related environmental complaint and no successful prosecution or notification of summons were received in the reporting month.

9.5 The ET will keep track on the EM&A programme to ensure compliance of environmental requirements and the proper implementation of all necessary mitigation measures.

Recommendations

9.6 According to the environmental audit performed in the reporting month, the following recommendations were made:

Water Quality

- A proper bunding should be provided to temporary pedestrian road near Lung Cheung Road and next to the site boundary (Luen Yee Road) to prevent surface runoff running out of the site areas.
- Sedimentation tank should be maintained more frequently to prevent accumulation of silt.

Noise

- Noise mitigation measures should be provided to the breaking areas at Lung Cheung Road to minimize the noise nuisance to the nearby NSRs.

Air Quality

- The opened cement bag should be covered properly to prevent the dust emission.
- Stockpile of dusty material should be covered by the impervious material for dust suppression.

FIGURES

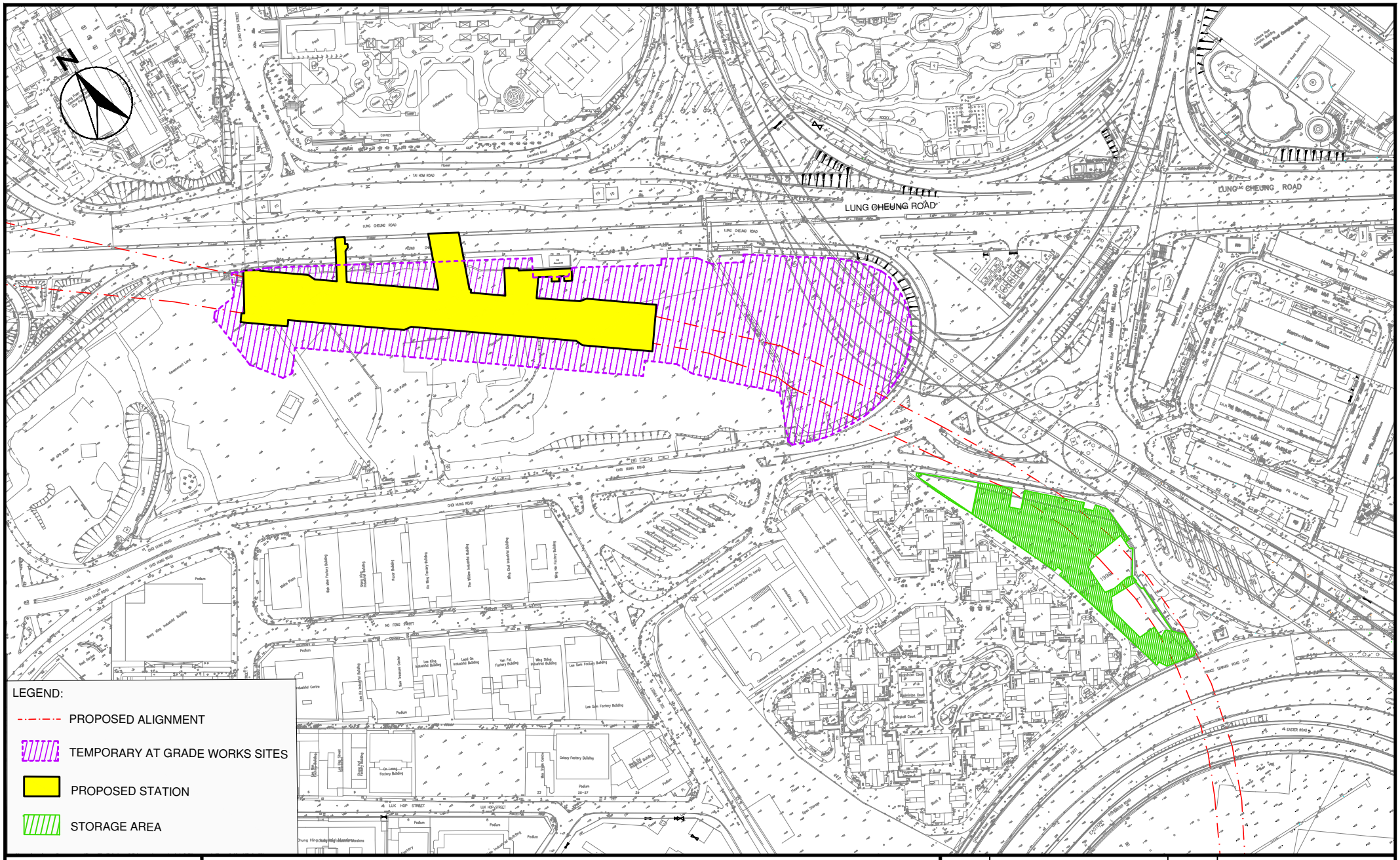

CINOTECH
Cinotech Consultants Limited

SHATIN TO CENTRAL LINK CONTRACT 1106
DIAMOND HILL STATION

SITE LAYOUT PLAN

SCALE	1:80	DATE	AUGUST 2018
CHECK	AC	DRAWN	AC
JOB No.	MA12051	FIGURE NO. 1	REV -

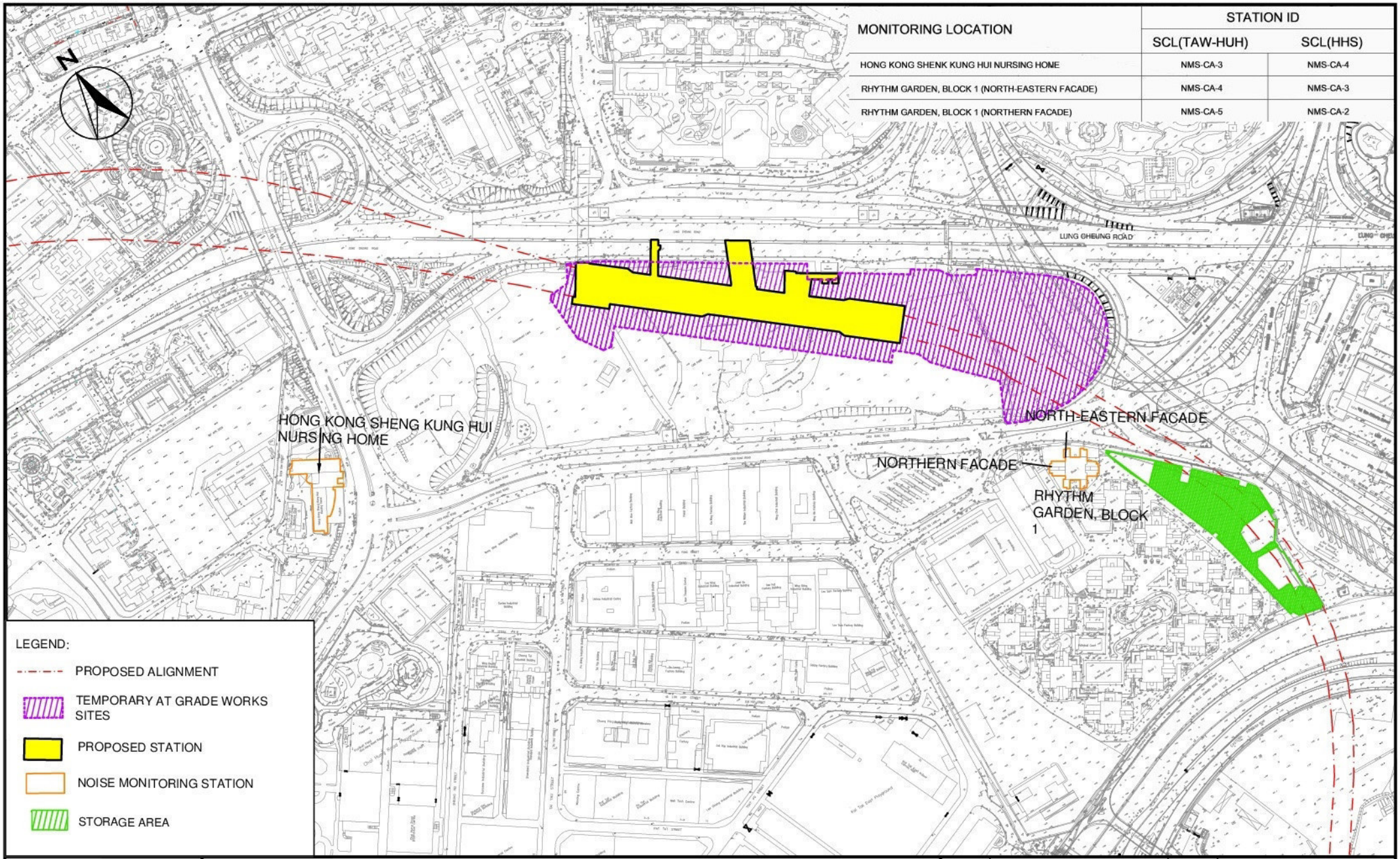

MONITORING LOCATION	STATION ID	
	SCL(TAW-HUH)	SCL(HHS)
HONG KONG SHENK KUNG HUI NURSING HOME	NMS-CA-3	NMS-CA-4
RHYTHM GARDEN, BLOCK 1 (NORTH-EASTERN FACADE)	NMS-CA-4	NMS-CA-3
RHYTHM GARDEN, BLOCK 1 (NORTHERN FACADE)	NMS-CA-5	NMS-CA-2

CINOTECH
Cinotech Consultants Limited

SHATIN TO CENTRAL LINK CONTRACT 1106
DIAMOND HILL STATION

LOCATION OF NOISE SENSITIVE RECEIVER

SCALE	1:100	DATE	AUGUST 2018
CHECK	AC	DRAWN	AC
JOB No.	MA12051	FIGURE NO. 2	REV -

MONITORING LOCATION	STATION ID	
	SCL(TAW-HUH)	SCL(HHS)
HONG KONG SHENK KUNG HUI NURSING HOME	AMS-3	AMS-4
RHYTHM GARDEN, BLOCK 1	AMS-4	AMS-3

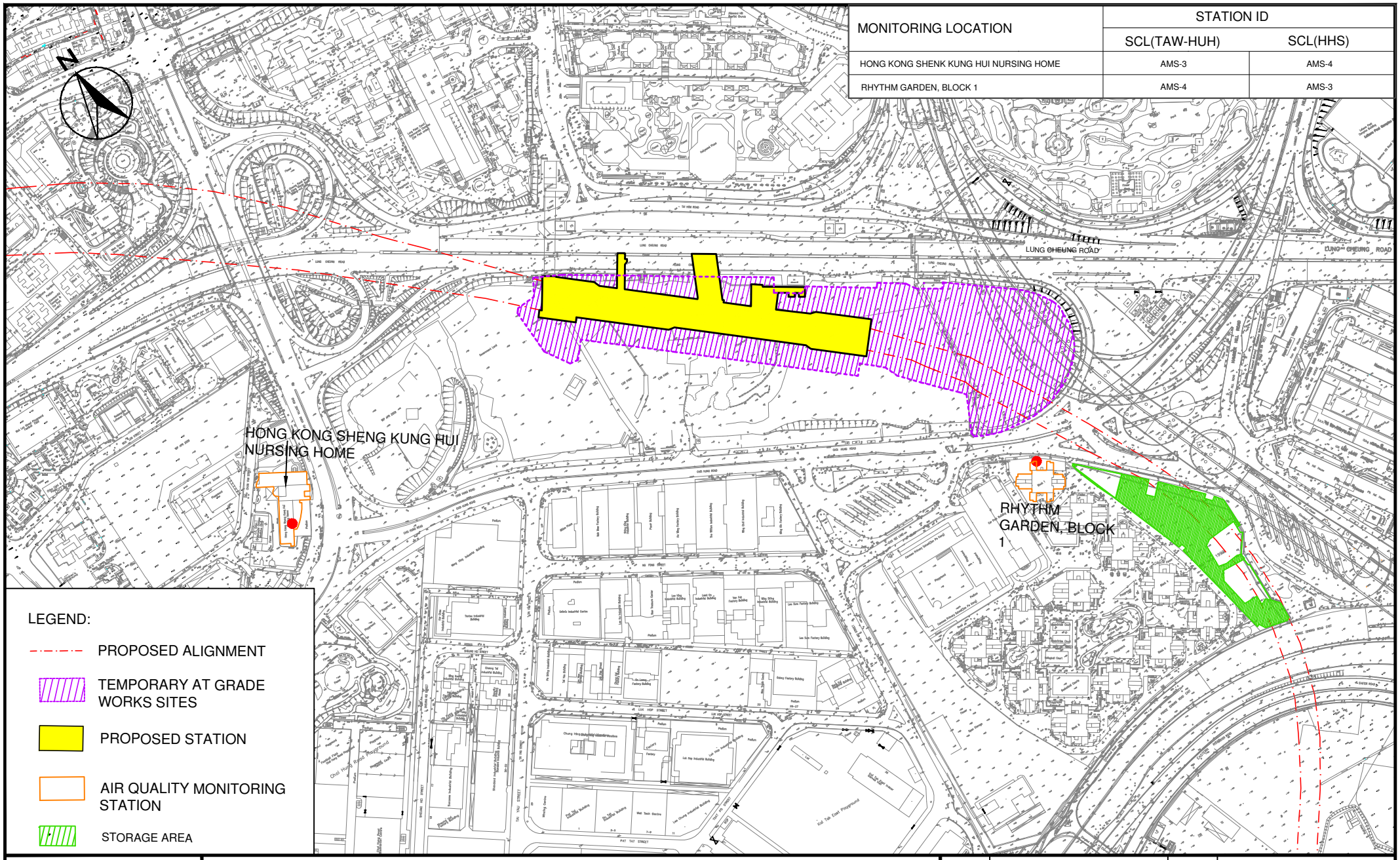

CINOTECH
Cinotech Consultants Limited

SHATIN TO CENTRAL LINK CONTRACT 1106
DIAMOND HILL STATION

LOCATION OF AIR QUALITY MONITORING STATIONS

SCALE	1:100	DATE	AUGUST 2018
CHECK	AC	DRAWN	AC
JOB No.	MA12051	FIGURE NO. 3	REV -

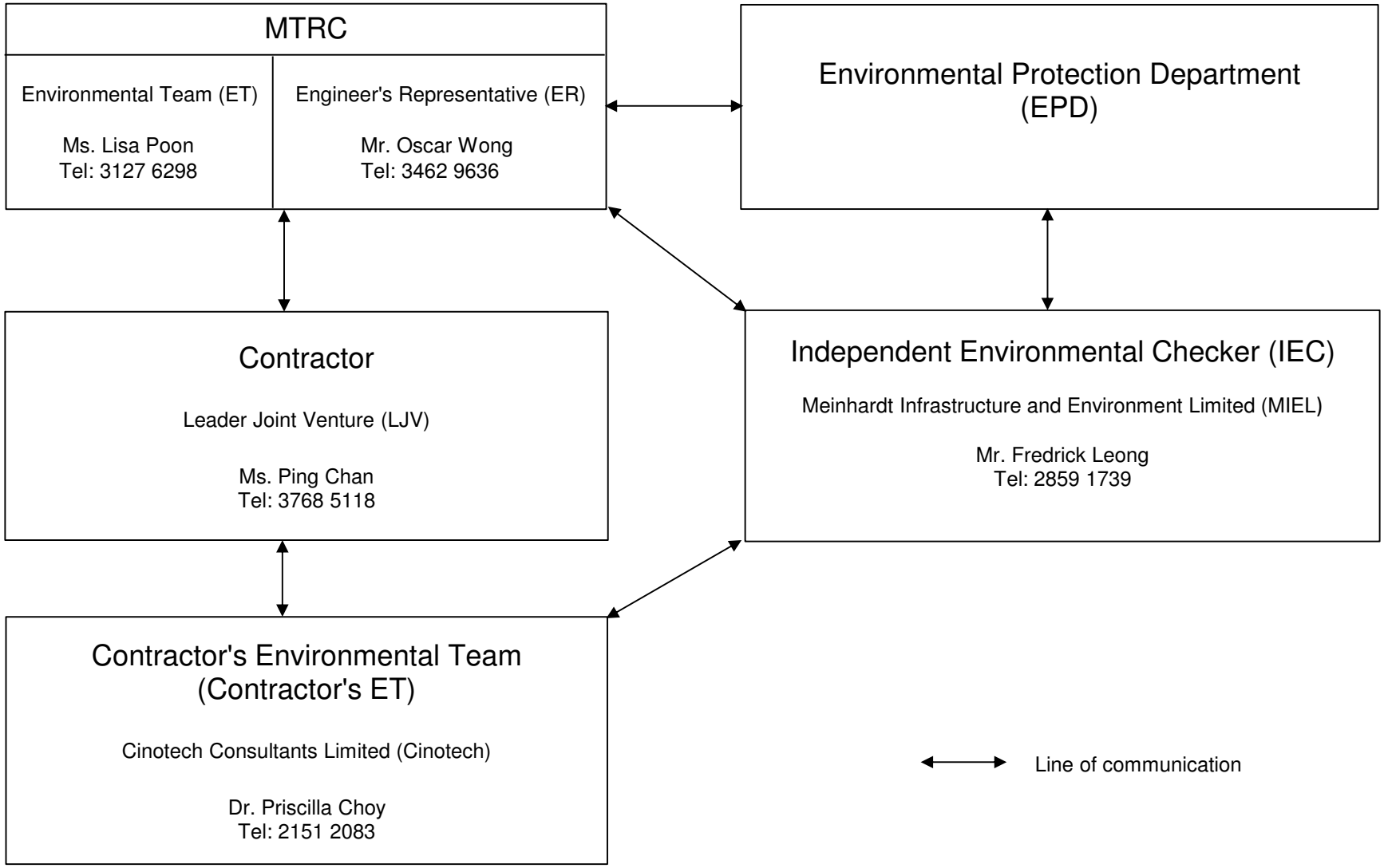

Title	Scale	Proposal
MTR SCL Works Contract 1106 Diamond Hill Station Organisation Chart and Key Contact of the Project	N.T.S	No. MA12051
	Date Mar-18	Figure 4

CINOTECH

APPENDIX A
TENTATIVE CONSTRCUTION PROGRAMME

Contract 1106 - Diamond Hill Station

MTR

Leader Joint Venture

Activity ID	Activity Name	Orig Dur	Forecast Start	Forecast Finish	% Complete
Cost Centre B: SCL- DIH Station, Entrances and Adits					
TTMS Implementation					
Lung Cheung Road					
TTA Implementation					
C1106.TMS0606	TTA for Construction Drainage and Manhole Works at Diamond Hill Station Entrance B(SLG/1106/020/DIH/001/001B)	200	15-Mar-17 A	31-Aug-18	94%
C1106.TMS0608	TTA for Construction of Diamond Hill Station Entrance A2 near Lung Cheung Road(SLG/1106/001/DIH/006/001A)	212	05-Sep-17 A	31-Jul-18 A	100%
C1106.TMS0613	TTA for UU Diversion & Reinstatement Works (Stage 4)(SLG/1106/005/DIH/006/001C)	122	17-Dec-17 A	31-Jul-18 A	100%
C1106.TMS0616	TTA for Reinstatement Works(Stage 5)(SLG/1106/005/DIH/023/001B-002B)	56	07-Jul-18 A	31-Aug-18	45%
Choi Hung Road					
TTA Implementation					
C1106.TMS0369	TTA for Site Access and Temporary Footpath diversion at Ex-Tai Hom Village (SLG/001/DIH/003/001A)	185	04-Jul-16 A	14-Dec-18	84%
ABWF & Miscellaneous Works					
Multi-Level					
Staircase - Fitout					
C1106.BSF5280	GL 47-48 ABWF Deg.3 Staircases	60	08-Jan-18 A	13-Aug-18	80%
C1106.BSF5550	GL 35-36 ABWF Deg.3 Staircases	43	22-Jan-18 A	13-Aug-18	82%
External Walls & Roofs					
C1106.BEW5640	GL 47-53 ABWF Deg.2 External Walls & Roof	75	24-May-17 A	09-Aug-18	97%
C1106.BEW5600	GL 32-39 ABWF Deg.1 External Wall & Roof	21	11-Aug-17 A	03-Aug-18	96%
C1106.BEW5650	GL 47-53 ABWF Deg.3 External Walls & Roof	80	21-Aug-17 A	13-Aug-18	92%
C1106.BEW5610	GL 32-39 ABWF Deg.2 External Wall & Roof	60	11-Dec-17 A	09-Aug-18	88%
C1106.BEW5620	GL 32-39 ABWF Deg.3 External Wall & Roof	47	16-Jan-18 A	13-Aug-18	85%
Lung Cheung Road					
Preliminary Site Works					
Utilies and Drainages					
C1106.BIA6165	Install new Road Kerb and new pavement block (EVA Road Area)	12	15-May-18 A	04-Aug-18	80%
C1106.BIA6163	Adjust the cover Level of Existing Draw Pits & Manholes in LCR Footpath (EVA Road Area)	10	21-May-18 A	31-Jul-18 A	100%
C1106.BIA6153	Adjust the cover Level of Existing Draw Pits & Manholes in LCR Footpath	28	21-May-18 A	31-Jul-18 A	100%
C1106.BIA6158	Construction of Run-in (EVA Road Area)	11	28-May-18 A	04-Aug-18	70%
C1106.BIA6171	Install new Road Kerb and new pavement block	12	04-Jun-18 A	07-Aug-18	90%
C1106.BIA6155	Reprovision of ATC draw pits & associated Cable Duct (3-ways)	12	19-Jun-18 A	13-Jul-18 A	100%
C1106.BIA6141	Submission of WW046 Part4	3	01-Aug-18	03-Aug-18	0%
C1106.BIA6137	FSD Inspection Commencement	0	06-Aug-18		0%
C1106.BIA7103	Carry-out Road Markings	1	08-Aug-18	08-Aug-18	0%
Watermain, Gas Main and Foundation Works					
C1106.BIA6110	Reinstatement of Gas Valve(By Towngas)	6	15-Jun-18 A	22-Jul-18 A	100%
Lung Cheung Road Central Divider and Light Pole					
C1106.BIA6130	TTM Implementation Stage5 and Divert the Existing Traffic on Fast, Middle & SLow Lanes to diversion road	2	07-Jul-18 A	07-Jul-18 A	100%
C1106.BIA6145	Carry-out Road Markings (Night Work)	1	31-Aug-18	31-Aug-18	0%
Lung Cheung Road Curb and Road Marking					
C1106.BIA6150	TTM Implementation Stage6 TTA for Road Curb and Road Marking Reinstatement	1	08-Aug-18	08-Aug-18	0%
C1106.BIA6157	Road Curb Reinstatement (Night Work)	18	08-Aug-18	28-Aug-18	0%
C1106.BIA6156	Road Pavement Reinstatement (Night Work)	10	18-Aug-18	29-Aug-18	0%
C1106.BIA6161	Footpath Reinstatement (Night Work)	12	18-Aug-18	31-Aug-18	0%
C1106.BIA6160	Carry-out Road Markings (Night Work)	2	30-Aug-18	31-Aug-18	0%
Construction of Interchange Adit					
Construction of Interchange Adit					
ABWF Works					
C1106.BIA8560	IA - ABWF Works Deg.2	35	02-Jan-18 A	11-Aug-18	94%
C1106.BIA8565	IA- ABWF Works Deg.3	50	11-Jan-18 A	14-Aug-18	90%
Construction of West Unpaid Link Adit					
West Adit Link - South Section to North Section					
ABWF Works					

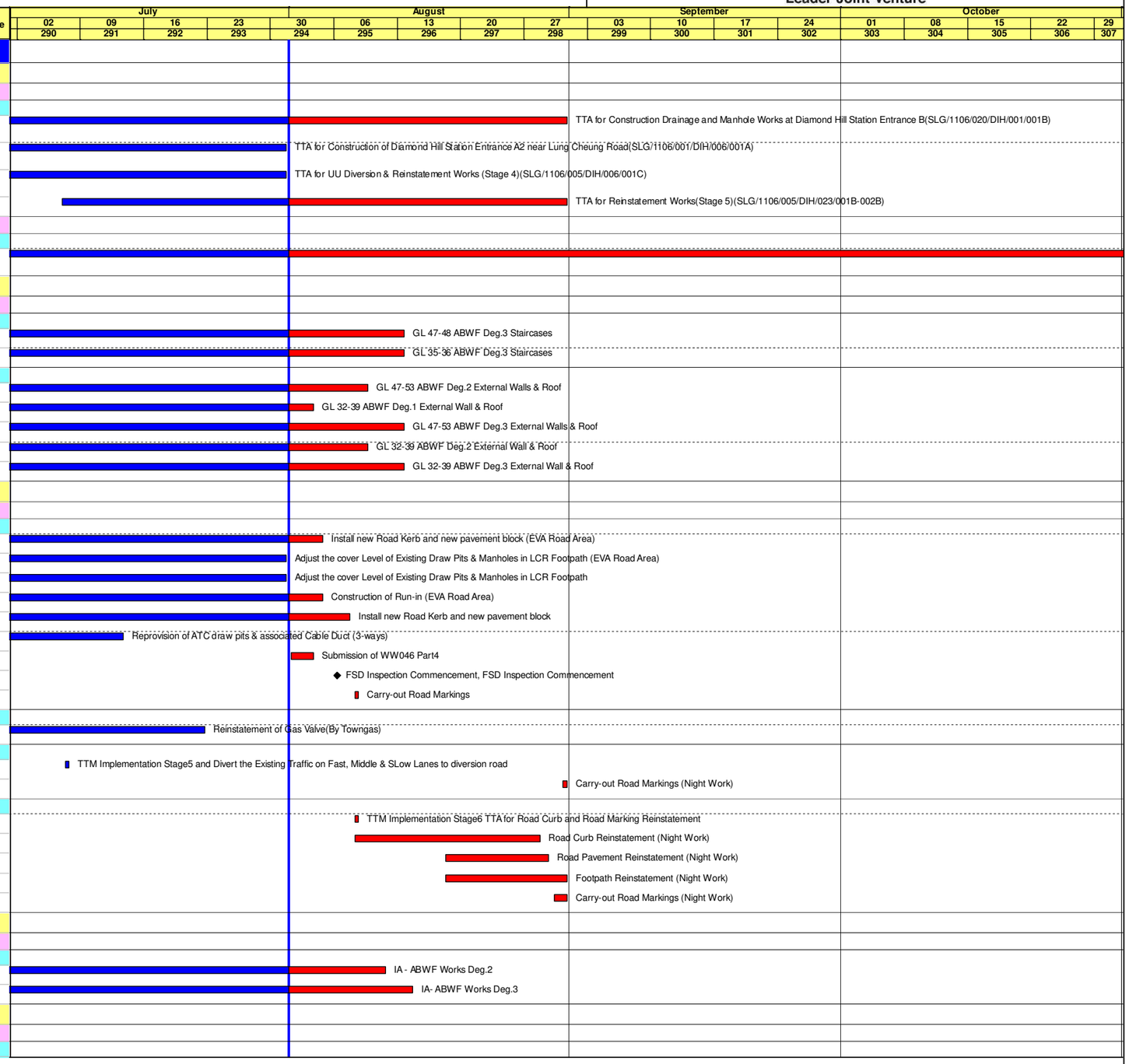

- Remaining Work
- Critical Remaining Work
- Actual Work
- Baseline Milestone
- Milestone

MTR Contract 1106 - Diamond Hill Station
Three Month Rolling Programme
As of 31 July 2018

3 Month Rolling Programme			
Date	Revision	Checked	Approved
31-Jul-18	C-1106-3MRP/ 67		

Contract 1106 - Diamond Hill Station

MTR

Leader Joint Venture

Activity ID	Activity Name	Orig Dur	Forecast Start	Forecast Finish	% Complete
C1106.BWA8695	WUL - ABWF Works Deg.2	32	02-Jan-18 A	12-Jul-18 A	100%
C1106.BWA8698	WUL - ABWF Works Deg.3	43	11-Jan-18 A	25-Jul-18 A	100%
Construction of East MOE (Entrance B)					
East MOE					
ABWF Works					
C1106.BEB8840	L2-A05 & ST14 - ABWF Works Deg.2 (Except Breakthrough Area)	35	08-Jan-18 A	12-Jul-18 A	100%
C1106.BEB8842	L2-A05 - ABWF Works Deg.2 (Remaining Area)	12	22-Jan-18 A	03-Aug-18	70%
C1106.BEB8845	L2-A05 , L2-ST14, L2-ST15A & L2-ST15B - ABWF Works Deg.3	28	26-Feb-18 A	10-Aug-18	92%
Disable Lift (LT07)					
C1106.BEB9605	Lift (LT07) Installation by Others	60	29-Jan-18 A	03-Aug-18	85%
C1106.BEB9615	Lift (LT07) Testing and Commisioning / Statutory Inspection for Lift No. 07	21	04-Aug-18	28-Aug-18	0%
External Utilities and RoadWorks					
Underground Services					
Drainage Works					
C1106.BRW9130	U-Channel with Grating Drainage Works Middle Section CP28(B)-CP08(D) to CP12(D)	60	14-Aug-17 A	09-Aug-18	81%
C1106.BRW9110	U-Channel with Grating Drainage Works CP 30(D) to CP01(D) , CP01(D) to CP04(B)	20	23-Jan-18 A	06-Aug-18	90%
C1106.BRW9065	Drainage Works Manhole SMH10.05 to SMH10.40	24	05-Mar-18 A	04-Aug-18	98%
C1106.BRW9160	U-Channel with Grating Drainage Works Between Entrance B and SCL DIH to CP18(B)	23	24-Mar-18 A	07-Aug-18	71%
C1106.BRW9140	TBM Removal at Manhole SMH10_132 & Construct Manhole SMH10_132	9	07-Apr-18 A	05-Jul-18 A	100%
C1106.BRW9100	U-Channel with Grating Drainage Works CP 07(A) / STM2 to CP06(B)	20	04-Jun-18 A	09-Aug-18	43%
C1106.BRW9145	Backfilling, ELS Removal, Sheetpile Extraction and Compaction at Manhole SM10_132	7	01-Aug-18	08-Aug-18	0%
Watermains & Fire Fighting Mains					
C1106.BRW8945	Install Fresh Water Main DN 100 (Ch 0.0 - 76.54) & Connect to Exisitng Main	11	14-Mar-18 A	03-Aug-18	95%
C1106.BRW8943	Install Salt Water Main uPVC 150 (Ch 0.0-78.62) & Connect to exisitng main	11	14-Mar-18 A	03-Aug-18	95%
C1106.BRW8955	Install Fire Service Main DN 150 (Ch0.0 - 76.54) & Connect to Existing	11	14-Mar-18 A	03-Aug-18	95%
Irrigation System					
C1106.BRW8940	Installation of Irrigation System North (Water Point IR 01-08), 280m	17	01-Aug-18	20-Aug-18	0%
C1106.BRW9000	Installation of Irrigation System South Side (Water Point IR 09-14), 280 m	17	01-Aug-18	20-Aug-18	0%
Road and EVA Works					
Paving & Kerbing					
C1106.BRW9035	Lay Precast Kerbs (Type K1/K3) to Paving, 534m	26	15-May-18 A	08-Aug-18	72%
C1106.BRW9040	Construct EVA on Top SCL DIH Structure (Sub-base, Paving Block 80mm on 30mm Bedding)	36	18-May-18 A	18-Aug-18	55%
C1106.BRW9043	Construct EVA at External Areas (Sub-base, Paving Block 60mm on 30mm Bedding)	31	24-May-18 A	16-Aug-18	45%
C1106.BRW9038	Lay Precast Kerbs (Type E1) to Paving, 540m	26	01-Aug-18	30-Aug-18	0%
Landscaping Works					
Hard Landscaping					
Furniture & Ligting					
C1106.BRW8910	Install Cable Duct/ Drawpit and Road Lighting Post	42	25-May-18 A	31-Aug-18	33%
C1106.BRW8915	Install Cable and Lighting & Connection to Existing Power Supply	30	30-Jul-18 A	23-Aug-18	5%
C1106.BRW8900	Erect Fences - Boundary=595m, Chain Link=1050m, Metal Bar=58m, Gates and Stiles	30	01-Aug-18	04-Sep-18	0%
Soft Landscaping					
Planting & Seeding					
C1106.BRW8860	Filling Planters/ Trimming Top Soil for Landscaping, 7600 m2	12	31-Aug-18	13-Sep-18	0%
C1106.BRW8870	Turfing (Axonopus Compressus), 986m2	30	14-Sep-18	22-Oct-18	0%
C1106.BRW8880	Shrub Planting, 14544 nos.	68	14-Sep-18	05-Dec-18	0%
C1106.BRW8890	Trees, Groundcover & Climbers Planting, 19522 nos.	68	14-Sep-18	05-Dec-18	0%
Cost Centre C: KTL - DIH Modification and Refurbishment Works					
Entrance A2 (Alteration Works)					
Existing Entrance A2					
Civil & Structural Works					
C1106.BEA2086	Temporary Walkway & Bulkhead Wall Removal and Temporary Walkway Diversion	11	30-May-18 A	03-Jul-18 A	100%
C1106.BEA2080	Preparation Works for Remaining Wall	4	07-Sep-18	11-Sep-18	0%
C1106.BEA2078	FRP for Remaining Wall for Stage2	12	12-Sep-18	26-Sep-18	0%
ABWF Works					



Remaining Work
Critical Remaining Work
Actual Work
Baseline Milestone
Milestone

MTR Contract 1106 - Diamond Hill Station
Three Month Rolling Programme
As of 31 July 2018

3 Month Rolling Programme

Date	Revision	Checked	Approved
31-Jul-18	C-1106-3MRP/ 67		

Contract 1106 - Diamond Hill Station

MTR

Leader Joint Venture

Activity ID	Activity Name	Orig Dur	Forecast Start	Forecast Finish	% Complete
C1106.BEA2087	ABWF Works Deg.1	15	07-May-18 A	04-Aug-18	27%
C1106.BEA2100	ABWF Works Deg.3	56	15-May-18 A	26-Sep-18	22%
C1106.BEA2092	ABWF Works Deg.2	25	24-May-18 A	18-Aug-18	22%
C1106.BEA2097	Preparation Works and Sky Light Installation	32	01-Aug-18	06-Sep-18	0%
Cost Centre D - Reprovisioning, Remedial and Improvement Works (RRIW)					
Preservation of Old Pillbox & RAF Hanger and Archaeological Survey-Cum-Excavation					
Relocation of Preserved Old Pillbox and Former Royal Airforce Hangar(EI No.364)					
Site Preparation					
C1106.DRIW5240	Construct Access Road at W1, W8, W20, Crossing Nullah & Modification of Covered Walkway	16	06-Jun-18 A	04-Jul-18 A	100%
Relocation Works for Pillbox					
C1106.DRIW5555	SFK Delay Access Road Completion(Delaying Event)	20	05-Jul-18 A	17-Jul-18 A	100%
C1106.DRIW5225	Relocate Preserved Pillbox to Temporary Location	1	18-Jul-18 A	18-Jul-18 A	100%
Relocation Works for Hangar					
C1106.DRIW5500	Dismantle of Compound for Hangar	18	23-May-18 A	19-Jul-18 A	100%
C1106.DRIW5510	Relocate Hangar (Day Works)	18	25-Jul-18 A	18-Aug-18	40%
New Compound and Reinstatement Works					
C1106.DRIW5530	Construct New Compound Structure	24	20-Aug-18	15-Sep-18	0%
C1106.DRIW5540	Road Reinstatement	24	20-Aug-18	15-Sep-18	0%

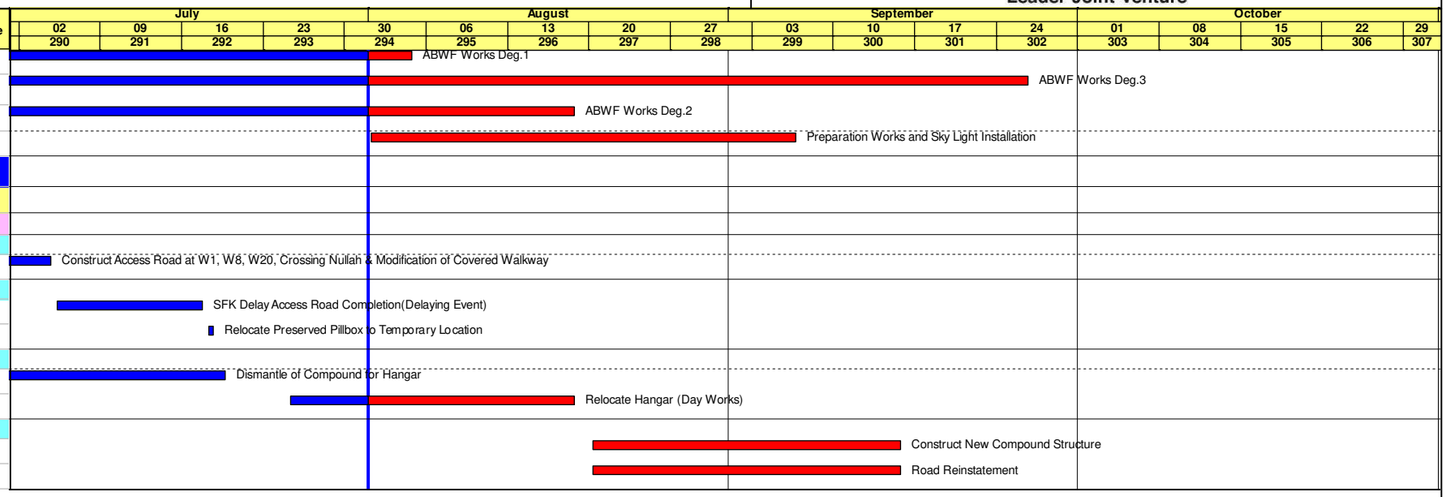

Remaining Work
Critical Remaining Work
Actual Work
Baseline Milestone
Milestone

MTR Contract 1106 - Diamond Hill Station
Three Month Rolling Programme
As of 31 July 2018

3 Month Rolling Programme			
Date	Revision	Checked	Approved
31-Jul-18	C-1106-3MRP/ 67		

APPENDIX B
ACTION AND LIMIT LEVELS

APPENDIX B – Action and Limit Levels

24-Hour TSP

Regular Dust Monitoring Location	Description	Action Level, µg/m^3	Limit Level, µg/m^3
DMS-3(1)(3)/ DMS-4(2)(3)/	Hong Kong Sheng Kung Hui Nursing Home	159.1	260
DMS-4(1)/ DMS-3(2)	Block 1, Rhythm Garden	160.4	

Note:
(1) ASR ID as identified in approved EM&A Manual / EIA Report for SCL(TAW-HUH).
(2) ASR ID as identified in approved EM&A Manual / EIA Report for SCL(HHS).
(3) Access to the monitoring location at Shek On House (originally proposed in the approved EM&A Manual) was denied during the baseline monitoring. An alternative location (Hong Kong S.K.H Nursing Home) was proposed and approved by the ER and agreed by the IEC and EPD.

Construction Noise

Regular Construction Noise Monitoring Location(1)	Description	Time Period	Action Level	Limit Level (Leq (30-min))
NMS-CA-3(1)(3)/ NMS-CA-4(2)(3)	Hong Kong Sheng Kung Hui Nursing Home	0700-1900 hrs on normal weekdays	When one documented complaint is received	70 dB(A)
NMS-CA-4(1)/ NMS-CA-3(2)	Block 1, Rhythm Garden (north-eastern façade)			75 dB(A)
NMS-CA-5 (1) (4)/ NMS-CA-2(2)(4)	Block 1, Rhythm Garden (northern façade)			65 / 70 dB(A) (5)

Note:
(1) NSR ID as identified in approved EM&A Manual / EIA Report for SCL(TAW-HUH).
(2) NSR ID as identified in approved EM&A Manual / EIA Report for SCL(HHS).
(3) Access to the monitoring location at Shek On House (originally proposed in the approved EM&A Manual) was denied during the baseline monitoring. An alternative location (Hong Kong S.K.H Nursing Home) was proposed and approved by the ER and agreed by the IEC and EPD.
(4) Access to the monitoring location at Canossa Primary School (San Po Kong) (originally proposed in the approved EM&A Manual) was denied during the baseline monitoring. An alternative location (Block 1, Rhythm Garden (northern façade)) was proposed and approved by the ER and agreed by the IEC and EPD.
(5) Daytime noise Limit Level of 70 dB(A) applies to education institutions, while 65dB(A) applies during school examination period.

APPENDIX C
CALIBRATION CERTIFICATES FOR MONITORING EQUIPEMENT

WELLAB 匯力 Testing & Research

WELLAB LIMITED
Rms 1214, 1502, 1516, 1701 & 1716,
Technology Park, 18 On Lai Street,
Shatin, N.T., Hong Kong.
Tel: 2898 7388 Fax: 2898 7076
Website: www.wellab.com.hk

TEST REPORT

APPLICANT: **Cinotech Consultants Limited**
Room 1710, Technology Park,
18 On Lai Street,
Shatin, NT, Hong Kong

Test Report No.:	C/N/171215
Date of Issue:	2017-12-18
Date Received:	2017-12-15
Date Tested:	2017-12-15
Date Completed:	2017-12-18
Next Due Date:	2018-12-17

ATTN: **Mr. W.K. Tang**

Page: 1 of 1

Certificate of Calibration

Item for calibration:

Description	: Sound & Vibration Analyser
Manufacturer	: BSWA
Model No.	: BSWA 801
Serial No.	: 35924
Equipment No.	: N-13-01

Test conditions:

Room Temperatre	: 20 degree Celsius
Relative Humidity	: 64%

Test Specifications:

Performance checking at 94 and 114 dB

Methodology:

In-house method, according to manufacturer instruction manual

Results:

Reference Set Point, dB	Instrument Readings, dB
94	94.0
114	114.0

PREPARED AND CHECKED BY:
For and On Behalf of **WELLAB Ltd.**

PATRICK TSE
Laboratory Manager

This report may not be reproduced, except in full, without prior written approval from WELLAB LIMITED and the results relate only to the items calibrated or tested.

WELLAB 匯力 Testing & Research

WELLAB LIMITED
Rms 1214, 1502, 1516, 1701 & 1716,
Technology Park, 18 On Lai Street,
Shatin, N.T., Hong Kong.
Tel: 2898 7388 Fax: 2898 7076
Website: www.wellab.com.hk

TEST REPORT

APPLICANT: **Cinotech Consultants Limited**
Room 1710, Technology Park,
18 On Lai Street,
Shatin, NT, Hong Kong

Test Report No.:	C/N/171215B
Date of Issue:	2017-12-18
Date Received:	2017-12-15
Date Tested:	2017-12-15
Date Completed:	2017-12-18
Next Due Date:	2018-12-17

ATTN: **Mr. W.K. Tang**

Page: 1 of 1

Certificate of Calibration

Item for calibration:

Description	: Sound & Vibration Analyser
Manufacturer	: BSWA
Model No.	: BSWA 801
Serial No.	: 35927
Equipment No.	: N-13-03

Test conditions:

Room Temperatre	: 20 degree Celsius
Relative Humidity	: 64%

Test Specifications:

Performance checking at 94 and 114 dB

Methodology:

In-house method, according to manufacturer instruction manual

Results:

Reference Set Point, dB	Instrument Readings, dB
94	94.0
114	114.0

PREPARED AND CHECKED BY:
For and On Behalf of **WELLAB Ltd.**

PATRICK TSE
Laboratory Manager

This report may not be reproduced, except in full, without prior written approval from WELLAB LIMITED and the results relate only to the items calibrated or tested.

WELLAB 匯力 Testing & Research

WELLAB LIMITED
Rms 1214, 1502, 1516, 1701 & 1716,
Technology Park, 18 On Lai Street,
Shatin, N.T., Hong Kong.
Tel: 2898 7388 Fax: 2898 7076
Website: www.wellab.com.hk

TEST REPORT

APPLICANT: **Cinotech Consultants Limited**
Room 1710, Technology Park,
18 On Lai Street,
Shatin, NT, Hong Kong

Test Report No.:	C/N/170929
Date of Issue:	2017-09-30
Date Received:	2017-09-29
Date Tested:	2017-09-29
Date Completed:	2017-09-30
Next Due Date:	2018-09-29

ATTN: **Mr. W.K. Tang**

Page: 1 of 1

Item for calibration:

Description	: Acoustical Calibrator
Manufacturer	: SVANTEK
Model No.	: SV30A
Serial No.	: 24803
Equipment No.	: N-09-03

Test conditions:

Room Temperatre	: 21 degree Celsius
Relative Humidity	: 60 %

Methodology:

The Sound Level Calibrator has been calibrated in accordance with the documented procedures and using standard(s) and instrument(s) which are recommended by the manufacturer, or equivalent.

Results:

Sound Pressure Level (1kHz)	Measured SPL	Tolerance
At 94 dB SPL	94.0	94.0 ± 0.1 dB
At 114 dB SPL	114.0	114.0 ± 0.1 dB

PREPARED AND CHECKED BY:
For and On Behalf of **WELLAB Ltd.**

Patrick Tse

PATRICK TSE
Laboratory Manager

This report may not be reproduced, except in full, without prior written approval from WELLAB LIMITED and the results relate only to the items calibrated or tested.

WELLAB LIMITED
Rms 1214, 1502, 1516, 1701 & 1716,
Technology Park, 18 On Lai Street,
Shatin, N.T., Hong Kong.
Tel: 2898 7388 Fax: 2898 7076
Website: www.wellab.com.hk

TEST REPORT

APPLICANT: **Cinotech Consultants Limited**
Room 1710, Technology Park,
18 On Lai Street,
Shatin, NT, Hong Kong

Test Report No.:	C/N/170929B
Date of Issue:	2017-09-30
Date Received:	2017-09-29
Date Tested:	2017-09-29
Date Completed:	2017-09-30
Next Due Date:	2018-09-29

ATTN: **Mr. W.K. Tang**

Page: 1 of 1

Item for calibration:

Description	: Acoustical Calibrator
Manufacturer	: SVANTEK
Model No.	: SV30A
Serial No.	: 24780
Equipment No.	: N-09-05

Test conditions:

Room Temperatre	: 21 degree Celsius
Relative Humidity	: 60 %

Methodology:

The Sound Level Calibrator has been calibrated in accordance with the documented procedures and using standard(s) and instrument(s) which are recommended by the manufacturer, or equivalent.

Results:

Sound Pressure Level (1kHz)	Measured SPL	Tolerance
At 94 dB SPL	94.0	94.0 ± 0.1 dB
At 114 dB SPL	114.0	114.0 ± 0.1 dB

PREPARED AND CHECKED BY:
For and On Behalf of **WELLAB Ltd.**

PATRICK TSE
Laboratory Manager

This report may not be reproduced, except in full, without prior written approval from WELLAB LIMITED and the results relate only to the items calibrated or tested.

High-Volume TSP Sampler
5-POINT CALIBRATION DATA SHEET

CINOTECH

File No. MA12051/64/0011

Station: DMS-3 - Hong Kong Sheng Kung Hui Nursing Home Operator: MH

Date: 16-May-18 Next Due Date: 15-Jul-18

Equipment No.: A-01-64 Serial No. 3223

Ambient Condition			
Temperature, Ta (K)	302.9	Pressure, Pa (mmHg)	759

Orifice Transfer Standard Information					
Serial No.	2896	Slope, mc	0.0585	Intercept, bc	-0.00045
Last Calibration Date:	13-Feb-18	**mc x Qstd + bc = [ΔH x (Pa/760) x (298/Ta)]$^{1/2}$**			
Next Calibration Date:	13-Feb-19	**Qstd = {[ΔH x (Pa/760) x (298/Ta)]$^{1/2}$ -bc} / mc**			

Calibration of TSP Sampler

Calibration Point	Orfice			HVS	
	ΔH (orifice), in. of water	[ΔH x (Pa/760) x (298/Ta)]$^{1/2}$	Qstd (CFM) **X - axis**	ΔW (HVS), in. of water	[ΔW x (Pa/760) x (298/Ta)]$^{1/2}$ **Y-axis**
1	17.3	4.12	70.45	10.6	3.23
2	13.7	3.67	62.69	8.7	2.92
3	10.5	3.21	54.89	6.8	2.58
4	7.4	2.70	46.08	4.6	2.13
5	4.3	2.06	35.13	2.8	1.66

By Linear Regression of Y on X

Slope , mw = 0.0451 **Intercept, bw = 0.0735**

Correlation coefficient* = 0.9990

*If Correlation Coefficient < 0.990, check and recalibrate.

Set Point Calculation

From the TSP Field Calibration Curve, take Qstd = 43 CFM

From the Regression Equation, the "Y" value according to

$$mw \times Qstd + bw = [\Delta W \times (Pa/760) \times (298/Ta)]^{1/2}$$

Therefore, Set Point; W = (mw x Qstd + bw)^2 x (760 / Pa) x (Ta / 298) = **4.13**

Remarks:

Conducted by: Ho Man Kit Signature: hei Date: 16/5/2018

Checked by: Wk Tang Signature: Kwan Date: 16/5/2018

High-Volume TSP Sampler
5-POINT CALIBRATION DATA SHEET

CINOTECH

File No. MA12051/64/0012

Station	DMS-3 - Hong Kong Sheng Kung Hui Nursing Home	Operator:	MH
Date:	17-Jul-18	Next Due Date:	16-Sep-18
Equipment No.:	A-01-64	Serial No.	3223

Ambient Condition			
Temperature, Ta (K)	301.4	Pressure, Pa (mmHg)	755.5

Orifice Transfer Standard Information					
Serial No.	2896	Slope, mc	0.0585	Intercept, bc	-0.00045
Last Calibration Date:	13-Feb-18	**mc x Qstd + bc = $[\Delta H \times (Pa/760) \times (298/Ta)]^{1/2}$**			
Next Calibration Date:	13-Feb-19	**Qstd = $\{[\Delta H \times (Pa/760) \times (298/Ta)]^{1/2}$ -bc} / mc**			

Calibration of TSP Sampler

Calibration Point	Orfice			HVS	
	ΔH (orifice), in. of water	$[\Delta H \times (Pa/760) \times (298/Ta)]^{1/2}$	Qstd (CFM) **X - axis**	ΔW (HVS), in. of water	$[\Delta W \times (Pa/760) \times (298/Ta)]^{1/2}$ **Y-axis**
1	16.8	4.06	69.43	10.4	3.20
2	14.1	3.72	63.61	8.7	2.92
3	10.7	3.24	55.41	6.9	2.60
4	7.5	2.72	46.40	4.7	2.15
5	4.4	2.08	35.54	2.9	1.69

By Linear Regression of Y on X

Slope , mw = 0.0446 **Intercept, bw : 0.0993**

Correlation coefficient* = 0.9994

*If Correlation Coefficient < 0.990, check and recalibrate.

Set Point Calculation

From the TSP Field Calibration Curve, take Qstd = 43 CFM

From the Regression Equation, the "Y" value according to

$$mw \times Qstd + bw = [\Delta W \times (Pa/760) \times (298/Ta)]^{1/2}$$

Therefore, Set Point; $W = (mw \times Qstd + bw)^2 \times (760 / Pa) \times (Ta / 298) =$ **4.14**

Remarks:

Conducted by: LEE MAN HEI Signature: Lei Date: 17/7/2018

Checked by: WK Tang Signature: Kwai Date: 17/7/2018

CINOTECH

High-Volume TSP Sampler

5-POINT CALIBRATION DATA SHEET

File No. MA12051/57/0033

Station: DMS-4 - Rhythm Garden, Block 1 Operator: MH

Date: 22-Jun-18 Next Due Date: 21-Aug-18

Equipment No.: A-01-57 Serial No. 2352

Ambient Condition			
Temperature, Ta (K)	303	Pressure, Pa (mmHg)	760.3

Orifice Transfer Standard Information					
Serial No.	2896	Slope, mc	0.0585	Intercept, bc	-0.00045
Last Calibration Date:	13-Feb-18	**mc x Qstd + bc = $[\Delta H \times (Pa/760) \times (298/Ta)]^{1/2}$**			
Next Calibration Date:	13-Feb-19	**Qstd = $\{[\Delta H \times (Pa/760) \times (298/Ta)]^{1/2}$ -bc} / mc**			

Calibration of TSP Sampler

Calibration Point	Orfice			HVS	
	ΔH (orifice), in. of water	$[\Delta H \times (Pa/760) \times (298/Ta)]^{1/2}$	Qstd (CFM) **X - axis**	ΔW (HVS), in. of water	$[\Delta W \times (Pa/760) \times (298/Ta)]^{1/2}$ **Y-axis**
1	10.6	3.23	55.18	7.0	2.62
2	9.8	3.11	53.06	6.6	2.55
3	7.7	2.75	47.03	5.0	2.22
4	5.0	2.22	37.90	3.4	1.83
5	3.2	1.77	30.32	2.2	1.47

By Linear Regression of Y on X

Slope , mw = 0.0466 **Intercept, bw = 0.0567**

Correlation coefficient* = 0.9993

*If Correlation Coefficient < 0.990, check and recalibrate.

Set Point Calculation

From the TSP Field Calibration Curve, take Qstd = 43 CFM

From the Regression Equation, the "Y" value according to

$$mw \times Qstd + bw = [\Delta W \times (Pa/760) \times (298/Ta)]^{1/2}$$

Therefore, Set Point; $W = (mw \times Qstd + bw)^2 \times (760 / Pa) \times (Ta / 298) =$ **4.31**

Remarks:

Conducted by: Ho Ann Hoe Signature: Date: 22/6/2018

Checked by: Wk Tang Signature: Date: 22/6/2018

TISCH Environmental

RECALIBRATION DUE DATE:
February 13, 2019

Certificate of Calibration

Calibration Certification Information					
Cal. Date:	February 13, 2018	**Rootsmeter S/N:** 438320	**Ta:** 293	°K	
Operator:	Jim Tisch		**Pa:** 763.3	mm Hg	
Calibration Model #:	TE-5025A	**Calibrator S/N:** **2896**			

Run	Vol. Init (m3)	Vol. Final (m3)	ΔVol. (m3)	ΔTime (min)	ΔP (mm Hg)	ΔH (in H2O)
1	1	2	1	1.4670	3.2	2.00
2	3	4	1	1.0380	6.4	4.00
3	5	6	1	0.9220	8.0	5.00
4	7	8	1	0.8840	8.8	5.50
5	9	10	1	0.7250	12.8	8.00

Data Tabulation

Vstd (m3)	Qstd (x-axis)	$\sqrt{\Delta H\left(\frac{Pa}{Pstd}\right)\left(\frac{Tstd}{Ta}\right)}$ (y-axis)	Va	Qa (x-axis)	$\sqrt{\Delta H\left(Ta/Pa\right)}$ (y-axis)
1.0172	0.6934	1.4293	0.9958	0.6788	0.8762
1.0129	0.9758	2.0213	0.9916	0.9553	1.2392
1.0107	1.0962	2.2599	0.9895	1.0732	1.3854
1.0097	1.1422	2.3702	0.9885	1.1182	1.4530
1.0043	1.3853	2.8586	0.9832	1.3562	1.7524
QSTD	**m=**	**2.06726**	**QA**	**m=**	**1.29448**
	b=	**-0.00045**		**b=**	**-0.00028**
	r=	**0.99992**		**r=**	**0.99992**

Calculations

Vstd=	ΔVol((Pa-ΔP)/Pstd)(Tstd/Ta)	**Va=**	ΔVol((Pa-ΔP)/Pa)
Qstd=	Vstd/ΔTime	**Qa=**	Va/ΔTime

For subsequent flow rate calculations:

Qstd= $1/m\left(\left(\sqrt{\Delta H\left(\frac{Pa}{Pstd}\right)\left(\frac{Tstd}{Ta}\right)}\right)-b\right)$

Qa= $1/m\left(\left(\sqrt{\Delta H\left(Ta/Pa\right)}\right)-b\right)$

Standard Conditions	
Tstd:	298.15 °K
Pstd:	760 mm Hg
Key	
ΔH: calibrator manometer reading (in H2O)	
ΔP: rootsmeter manometer reading (mm Hg)	
Ta: actual absolute temperature (°K)	
Pa: actual barometric pressure (mm Hg)	
b: intercept	
m: slope	

RECALIBRATION

US EPA recommends annual recalibration per 1998 40 Code of Federal Regulations Part 50 to 51, Appendix B to Part 50, Reference Method for the Determination of Suspended Particulate Matter in the Atmosphere, 9.2.17, page 30

Tisch Environmental, Inc.
145 South Miami Avenue
Village of Cleves, OH 45002

www.tisch-env.com
TOLL FREE: (877)263-7610
FAX: (513)467-9009

APPENDIX D
IMPACT MONITORING SCHEDULE

Shatin to Central Link – Contract 1106 Diamond Hill Station
Impact Air Quality and Noise Monitoring Schedule for July 2018

Sunday	Monday	Tuesday	Wednesday	Thursday	Friday	Saturday
1-Jul	**2-Jul**	3-Jul	4-Jul	5-Jul	6-Jul	7-Jul
		24 hr TSP	Noise			
8-Jul	9-Jul	10-Jul	11-Jul	12-Jul	13-Jul	14-Jul
	24 hr TSP	Noise				24 hr TSP
15-Jul	16-Jul	17-Jul	18-Jul	19-Jul	20-Jul	21-Jul
		Noise			24 hr TSP	
22-Jul	23-Jul	24-Jul	25-Jul	26-Jul	27-Jul	28-Jul
	Noise			24 hr TSP		
29-Jul	30-Jul	31-Jul				

Air Quality Monitoring Station

DMS-3(1)/4(2): - Hong Kong Sheng Kung Hui Nursing Home
DMS-4(1)/3(2): - Rhythm Garden, Block 1

Noise Monitoring Station

NMS-CA-3(1)/4(2): - Hong Kong Sheng Kung Hui Nursing Home
NMS-CA-4(1)/3(2): - Block 1, Rhythm Garden (north-eastern façade)
NMS-CA-5(1)/2(2): - Block 1, Rhythm Garden (northern façade)

(1) NSR ID/ ASR ID as identified in approved EM&A Manual / EIA Report for SCL(TAW-HUH).
(2) NSR ID/ ASR ID as identified in approved EM&A Manual / EIA Report for SCL(HHS).

Shatin to Central Link – Contract 1106 Diamond Hill Station
Tentative Impact Air Quality and Noise Monitoring Schedule for August 2018

Sunday	Monday	Tuesday	Wednesday	Thursday	Friday	Saturday
			1-Aug	2-Aug	3-Aug	4-Aug
			24 hr TSP	Noise		
5-Aug	6-Aug	7-Aug	8-Aug	9-Aug	10-Aug	11-Aug
		24 hr TSP	Noise			
12-Aug	13-Aug	14-Aug	15-Aug	16-Aug	17-Aug	18-Aug
	24 hr TSP	Noise				24 hr TSP
19-Aug	20-Aug	21-Aug	22-Aug	23-Aug	24-Aug	25-Aug
	Noise				24 hr TSP	
26-Aug	27-Aug	28-Aug	29-Aug	30-Aug	31-Aug	
		Noise		24 hr TSP		

The schedule may be changed due to unforeseen circumstances (adverse weather, etc)

Air Quality Monitoring Station

DMS-3(1)/4(2): - Hong Kong Sheng Kung Hui Nursing Home
DMS-4(1)/3(2): - Rhythm Garden, Block 1

Noise Monitoring Station

NMS-CA-3(1)/4(2): - Hong Kong Sheng Kung Hui Nursing Home
NMS-CA-4(1)/3(2): - Block 1, Rhythm Garden (north-eastern façade)
NMS-CA-5(1)/2(2): - Block 1, Rhythm Garden (northern façade)

(1) NSR ID/ ASR ID as identified in approved EM&A Manual / EIA Report for SCL(TAW-HUH).
(2) NSR ID/ ASR ID as identified in approved EM&A Manual / EIA Report for SCL(HHS).

APPENDIX E
24-HOUR TSP MONITORING RESULTS AND GRAPHICAL PRESENTATIONS

Appendix E - 24-hour TSP Monitoring Results

Location DMS-3: - Hong Kong Sheng Kung Hui Nursing Home

Sampling Date	Start Time	Weather Condition	Air Temp. (K)	Atmospheric Pressure, Pa (mmHg)	Filter Weight (g)		Particulate weight (g)	Elapse Time		Sampling Time(hrs.)	Flow Rate (m^3/min.)		Av. flow (m^3/min)	Total vol. (m^3)	Conc. (μg/m^3)
					Initial	Final		Initial	Final		Initial	Final			
3-Jul-18	9:00	Sunny	302.0	754.6	2.8595	2.9215	0.0620	2674.0	2698.0	24.0	1.21	1.21	1.21	1744.6	35.5
9-Jul-18	9:00	Sunny	300.4	757.7	2.9924	3.0476	0.0552	2698.0	2722.0	24.0	1.22	1.22	1.22	1753.1	31.5
14-Jul-18	9:00	Sunny	299.7	756.4	2.9929	3.0278	0.0349	2722.0	2746.0	24.0	1.22	1.22	1.22	1753.7	19.9
20-Jul-18	9:00	Cloudy	302.5	756.3	2.8154	2.8540	0.0386	2746.0	2770.0	24.0	1.21	1.21	1.21	1741.1	22.2
26-Jul-18	9:00	Sunny	302.1	758.1	3.2460	3.2846	0.0386	2770.0	2794.0	24.0	1.21	1.21	1.21	1744.5	22.1
														Min	19.9
														Max	35.5
														Average	26.2

Location DMS-4(1)/DMS-3(2) - Rhythm Garden, Block 1

Sampling Date	Start Time	Weather Condition	Air Temp. (K)	Atmospheric Pressure, Pa (mmHg)	Filter Weight (g)		Particulate weight (g)	Elapse Time		Sampling Time(hrs.)	Flow Rate (m^3/min.)		Av. flow (m^3/min)	Total vol. (m^3)	Conc. (μg/m^3)
					Initial	Final		Initial	Final		Initial	Final			
3-Jul-18	9:00	Sunny	302.0	754.6	2.7696	2.8481	0.0785	9097.9	9121.9	24.0	1.21	1.21	1.21	1745.4	45.0
9-Jul-18	9:00	Sunny	300.4	757.7	2.9921	3.0432	0.0511	9121.9	9145.9	24.0	1.22	1.22	1.22	1753.8	29.1
14-Jul-18	9:00	Sunny	299.7	756.4	2.9982	3.0348	0.0366	9145.9	9169.9	24.0	1.22	1.22	1.22	1754.4	20.9
20-Jul-18	9:00	Cloudy	302.5	756.3	2.8438	2.8878	0.0440	9169.9	9193.9	24.0	1.21	1.21	1.21	1745.9	25.2
26-Jul-18	9:00	Sunny	302.1	758.1	2.8538	2.9047	0.0509	9193.9	9217.9	24.0	1.22	1.21	1.21	1749.2	29.1
														Min	20.9
														Max	45.0
														Average	29.9

Remarks:
(1) ASR ID as identified in approved EM&A Manual / EIA Report for SCL(TAW-HUH).
(2) ASR ID as identified in approved EM&A Manual / EIA Report for SCL(HHS).

24-hour TSP Concentration Levels

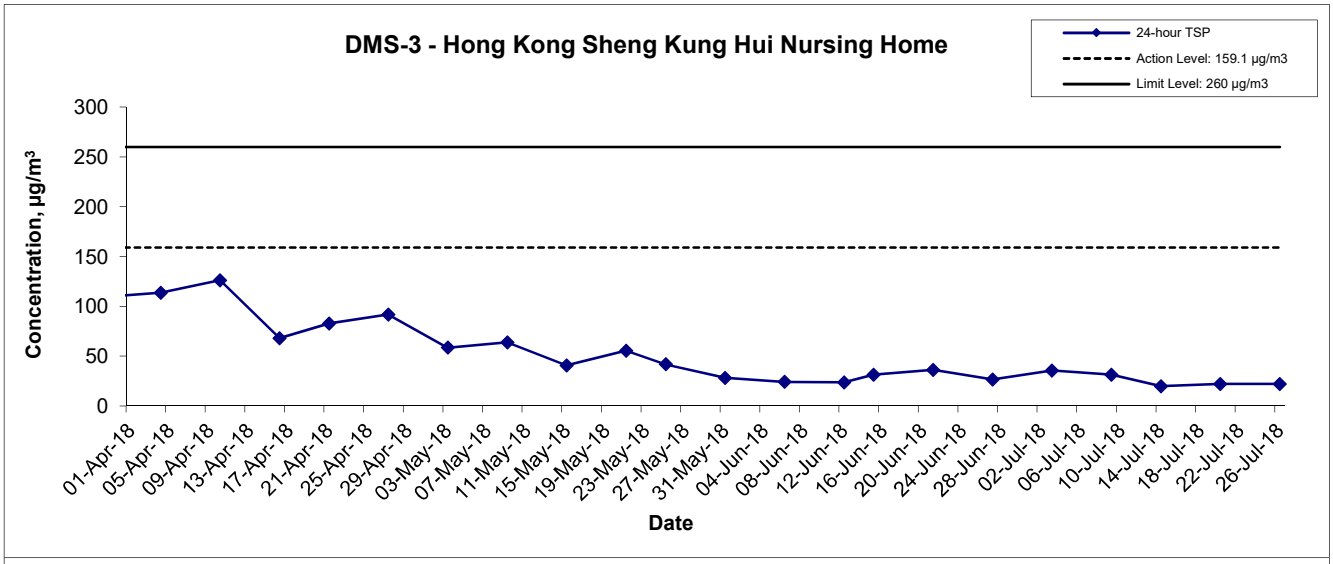

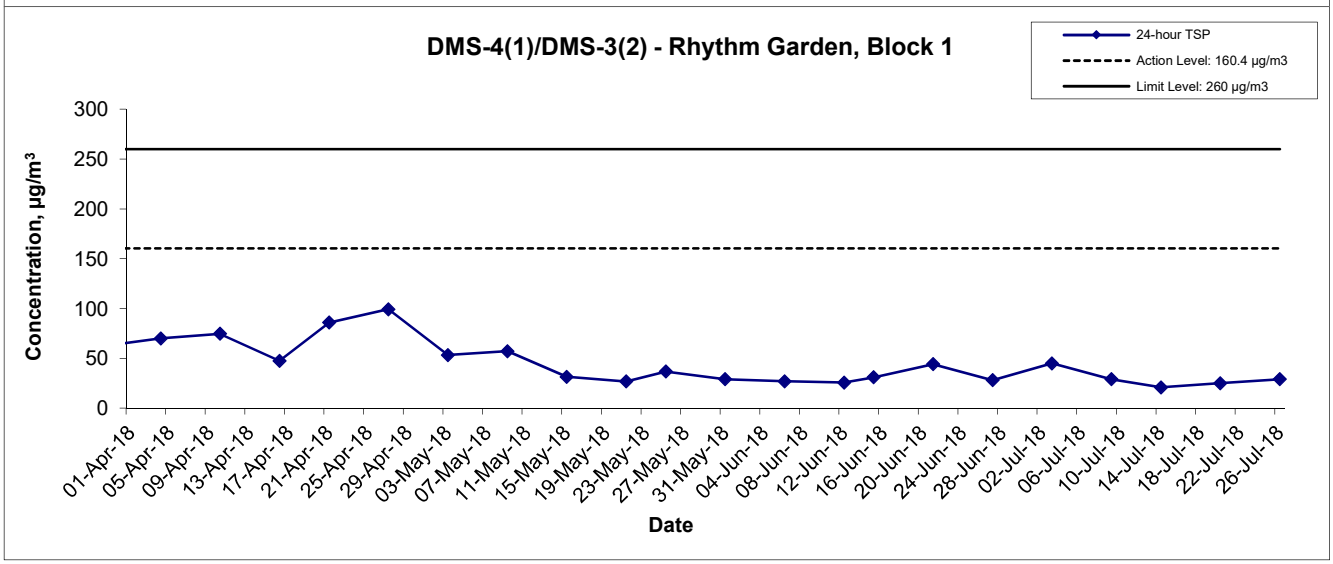

Remarks:

(1) ASR ID as identified in approved EM&A Manual / EIA Report for SCL(TAW-HUH).

(2) ASR ID as identified in approved EM&A Manual / EIA Report for SCL(HHS).

Title	Scale	Project No.	
Shatin to Central Link – Contract 1106 Diamond Hill Station Graphical Presentation of 24-hour TSP Monitoring Results	N.T.S	MA12051	CINOTECH
	Date Jul 18	Appendix E	

Average wind speed obtained from the meteorological station at Kai Tak from the Hong Kong Observatory (HKO)

3-4 July 2018

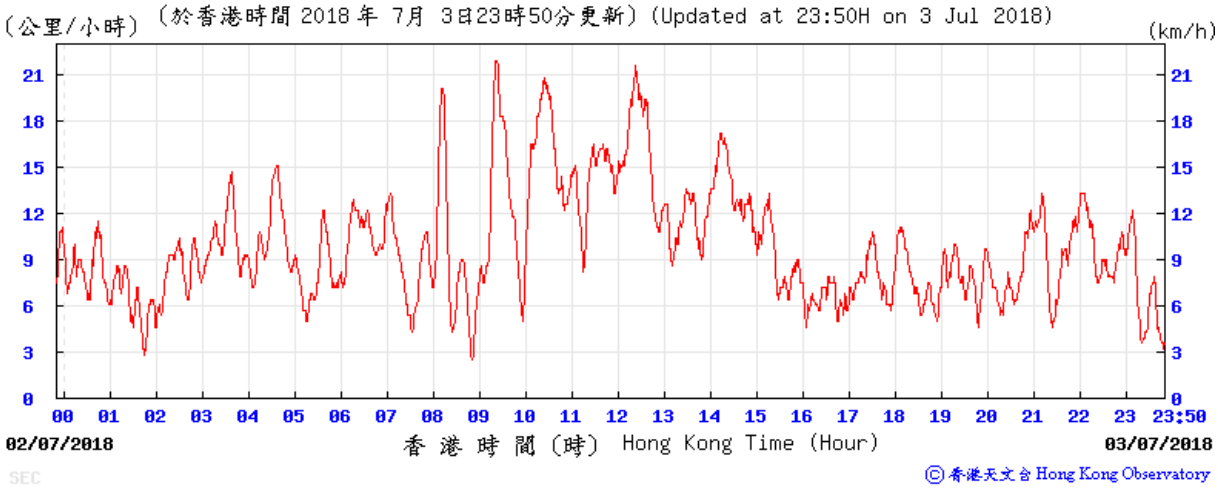

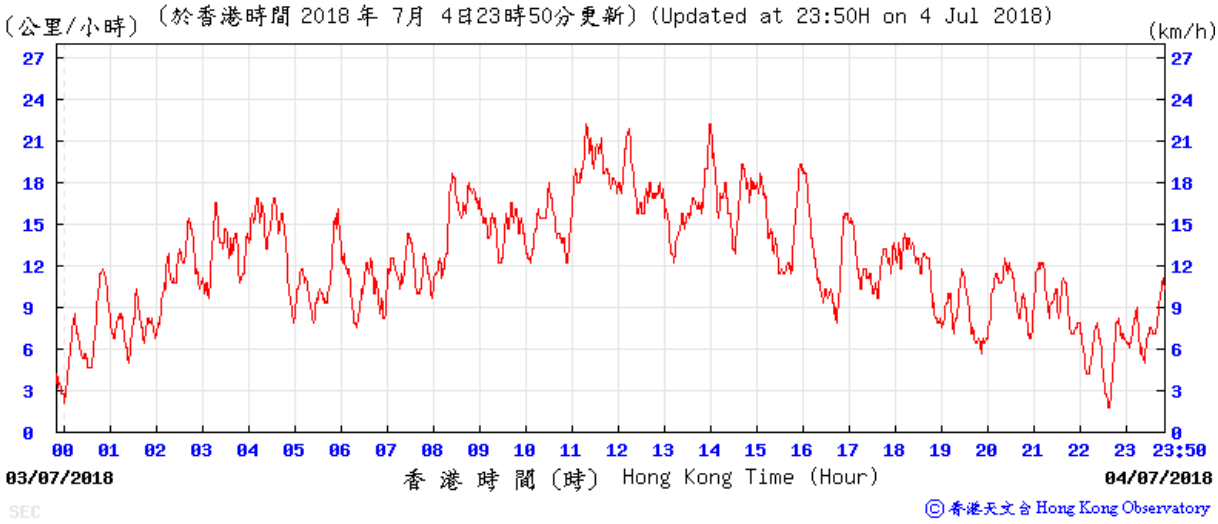

Average wind speed obtained from the meteorological station at Kai Tak from the Hong Kong Observatory (HKO)

<u>9-10 July 2018</u>

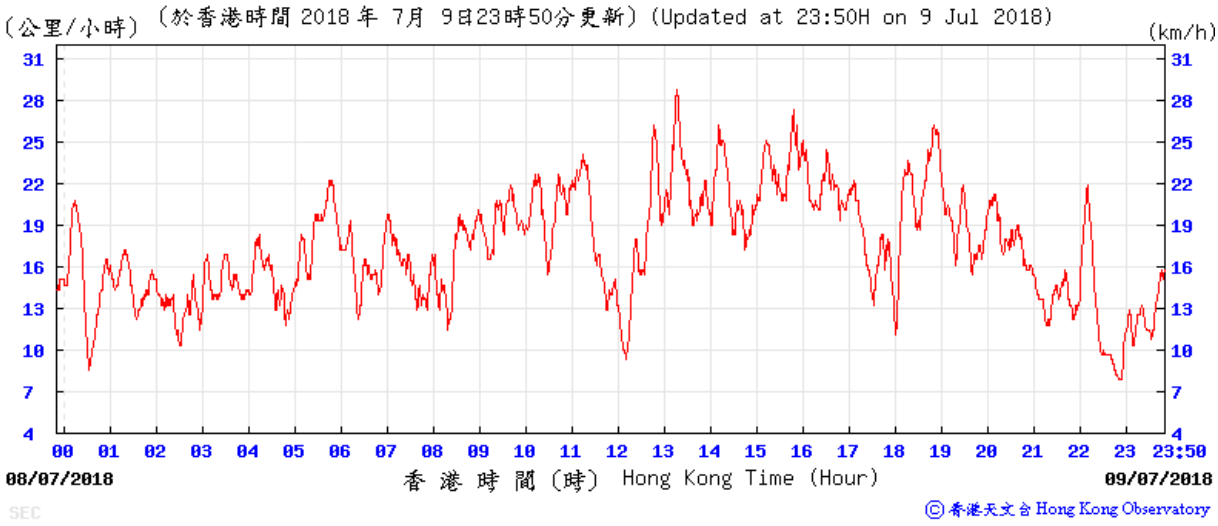

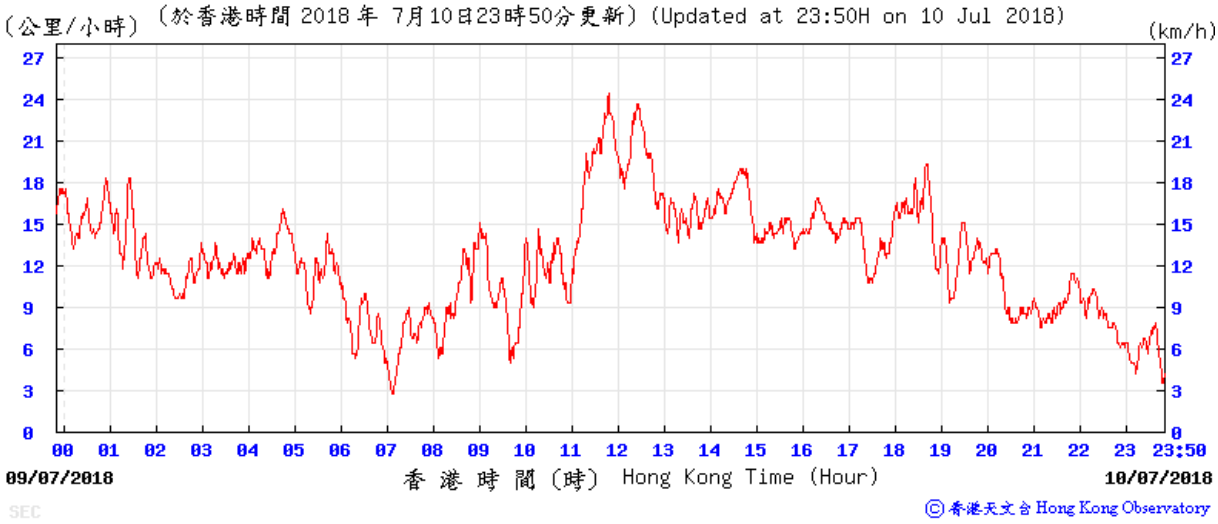

Average wind speed obtained from the meteorological station at Kai Tak from the Hong Kong Observatory (HKO)

14-15 July 2018

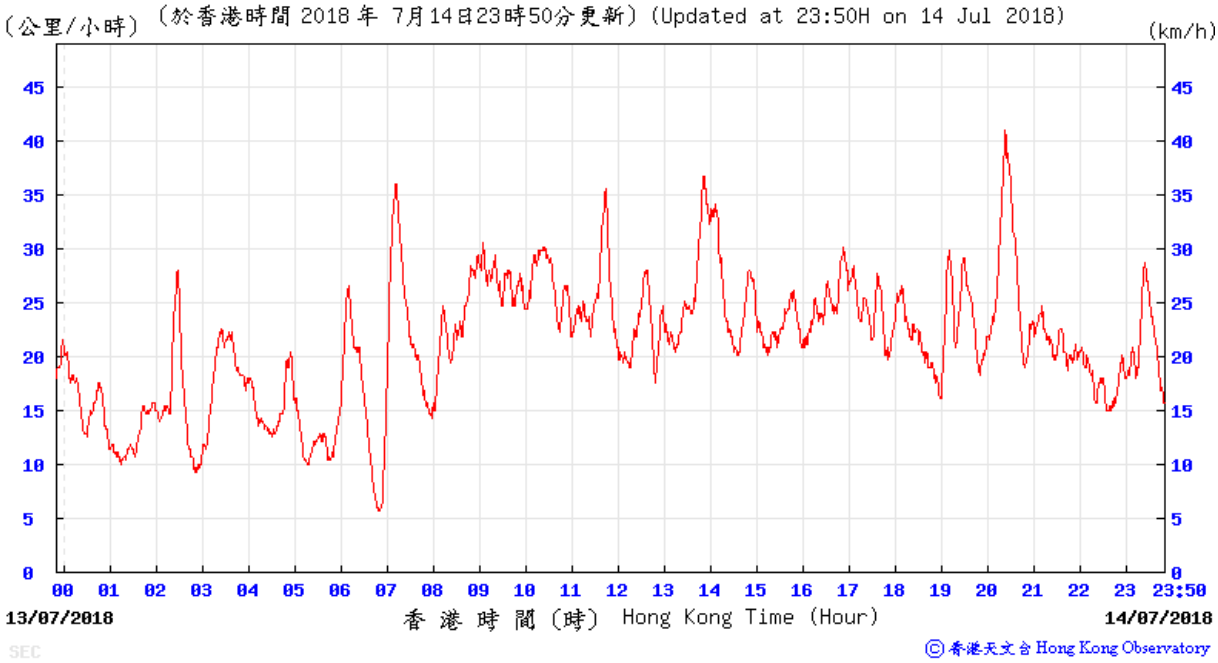

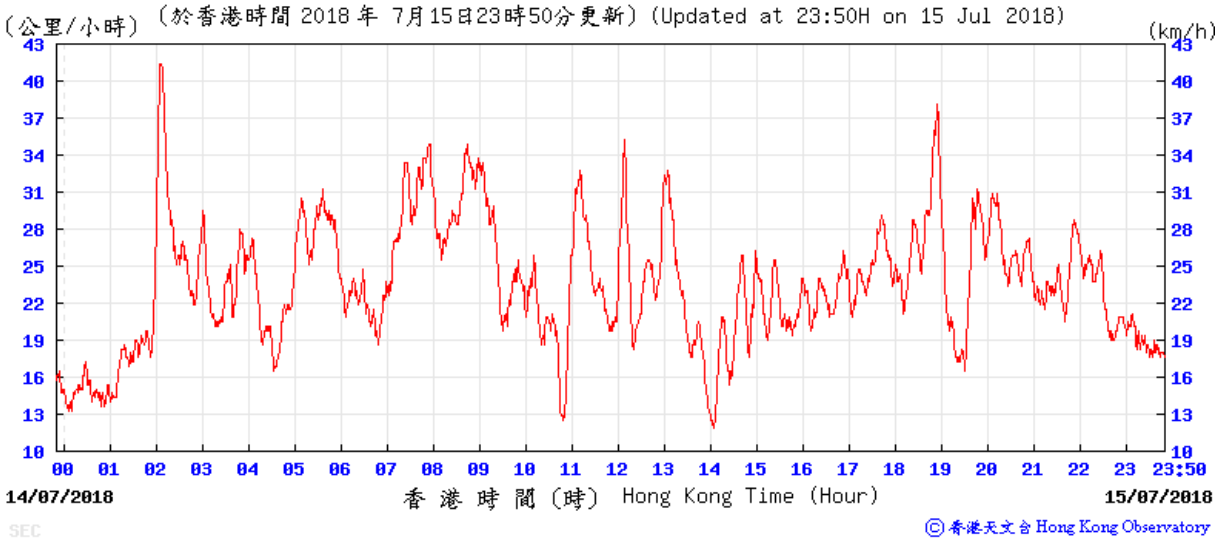

Average wind speed obtained from the meteorological station at Kai Tak from the Hong Kong Observatory (HKO)

20-21 July 2018

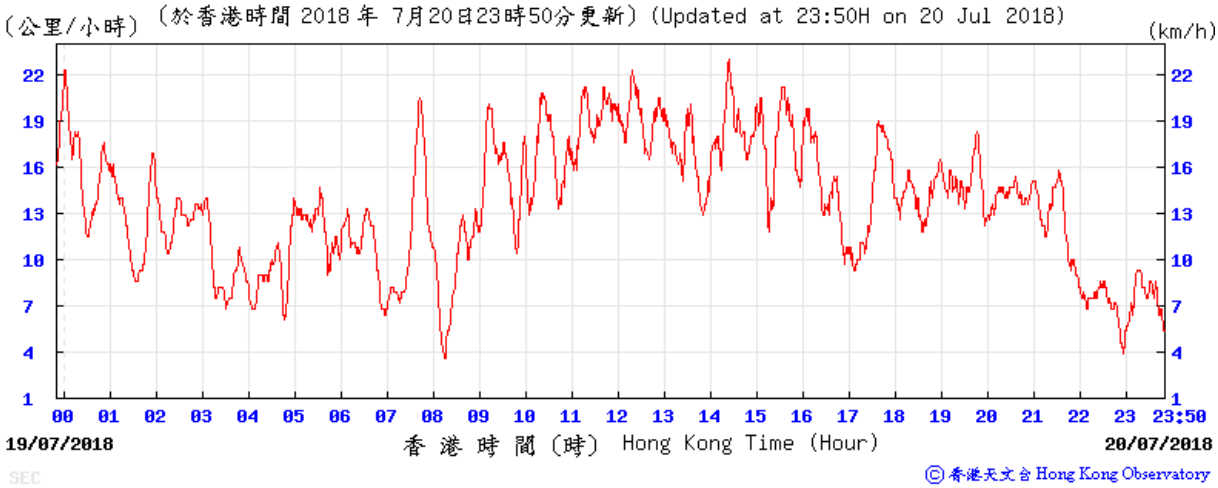

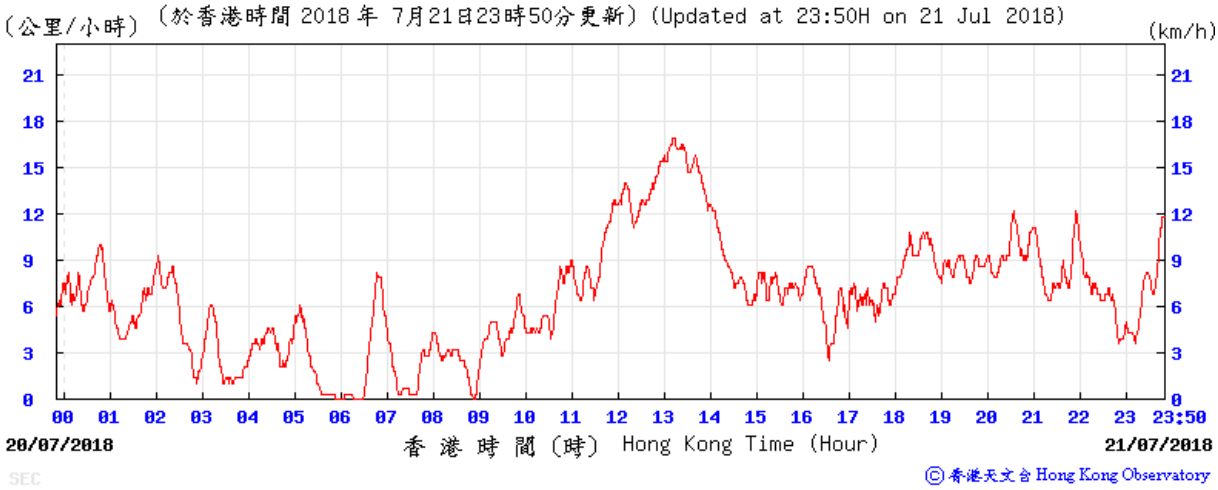

Average wind speed obtained from the meteorological station at Kai Tak from the Hong Kong Observatory (HKO)

26-27 July 2018

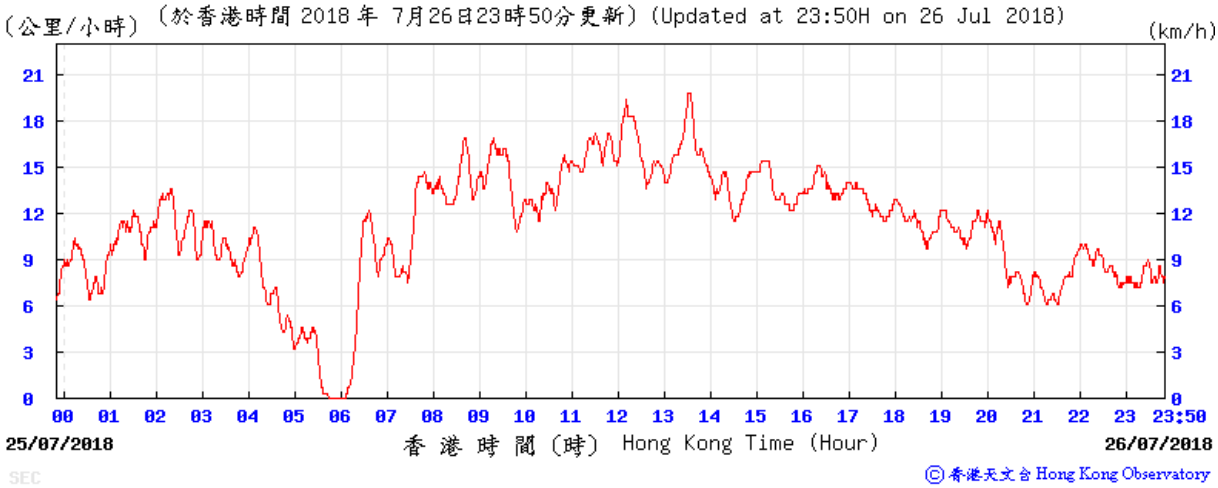

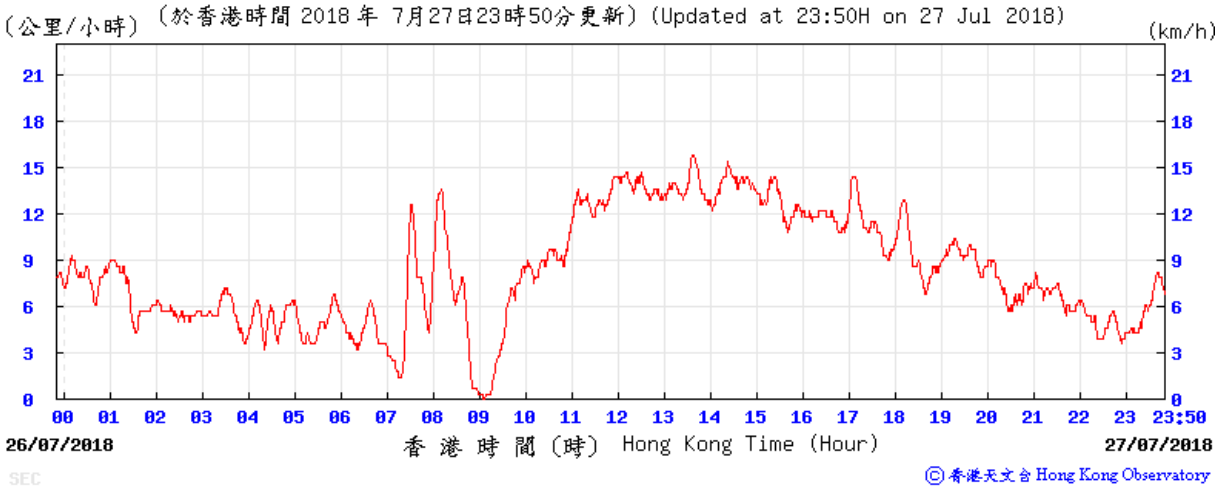

Wind direction obtained from the meteorological station at Kai Tak from the Hong Kong Observatory (HKO)

3-4 July 2018

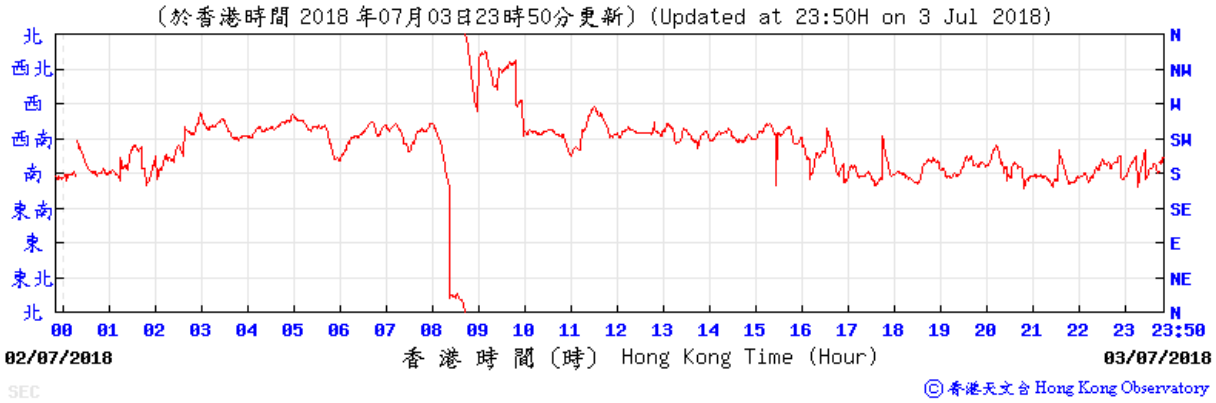

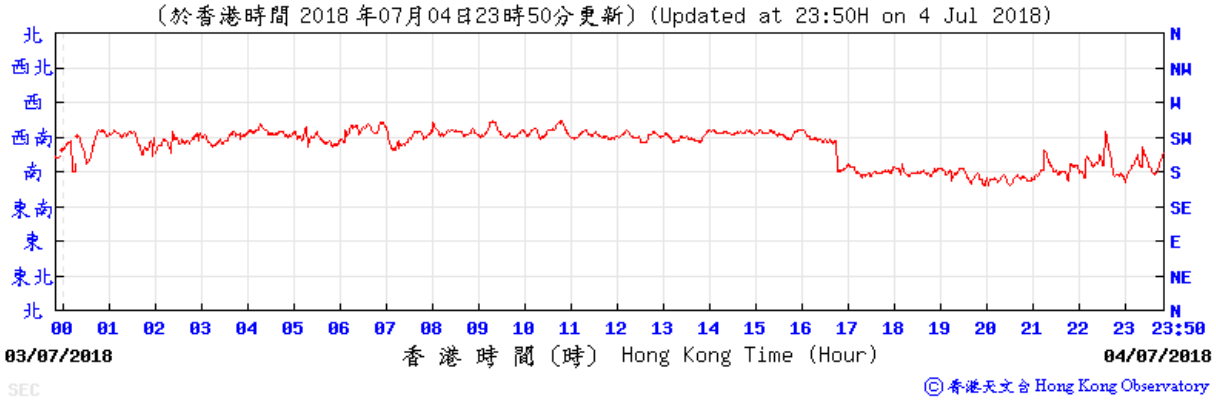

Wind direction obtained from the meteorological station at Kai Tak from the Hong Kong Observatory (HKO)

9-10 July 2018

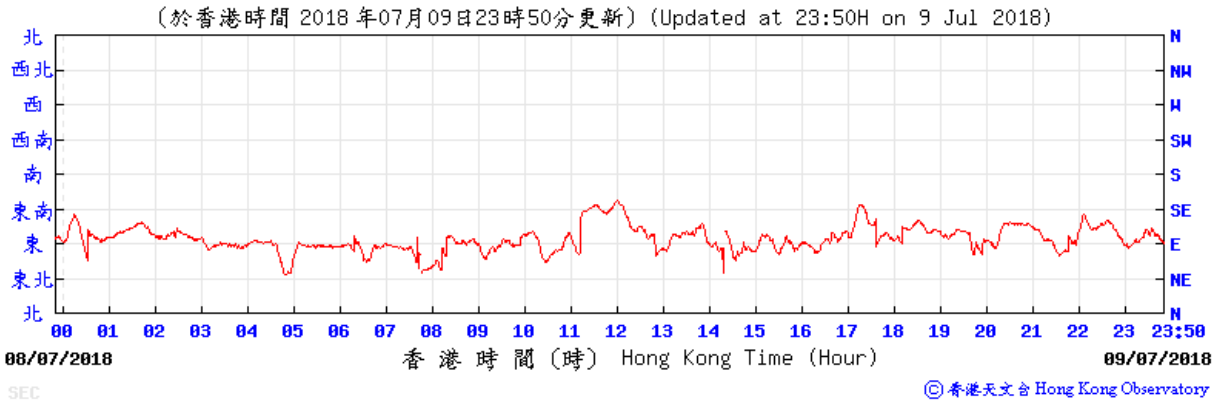

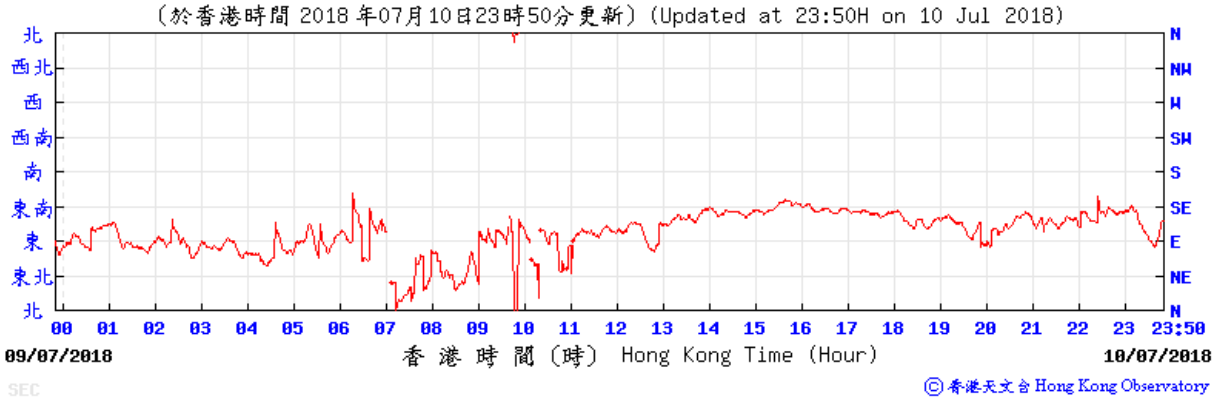

Wind direction obtained from the meteorological station at Kai Tak from the Hong Kong Observatory (HKO)

14-15 July 2018

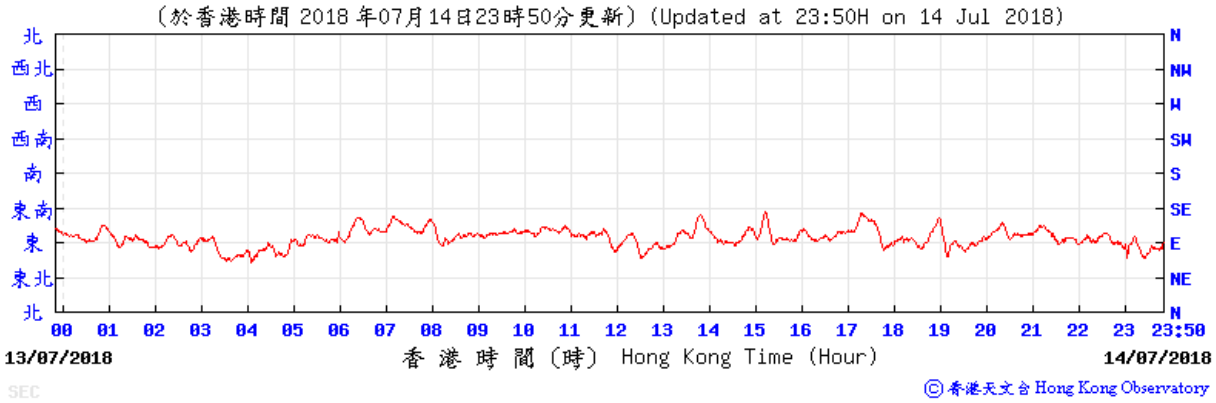

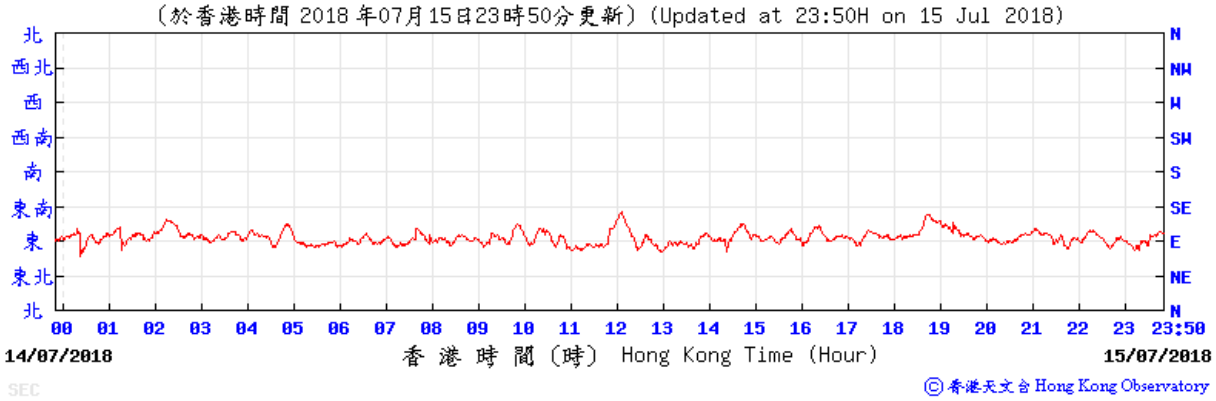

Wind direction obtained from the meteorological station at Kai Tak from the Hong Kong Observatory (HKO)

20-21 July 2018

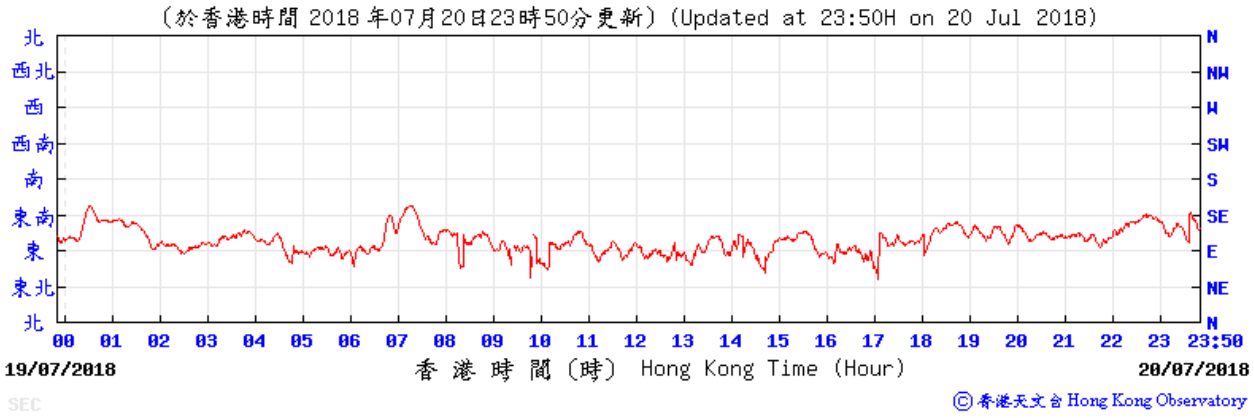

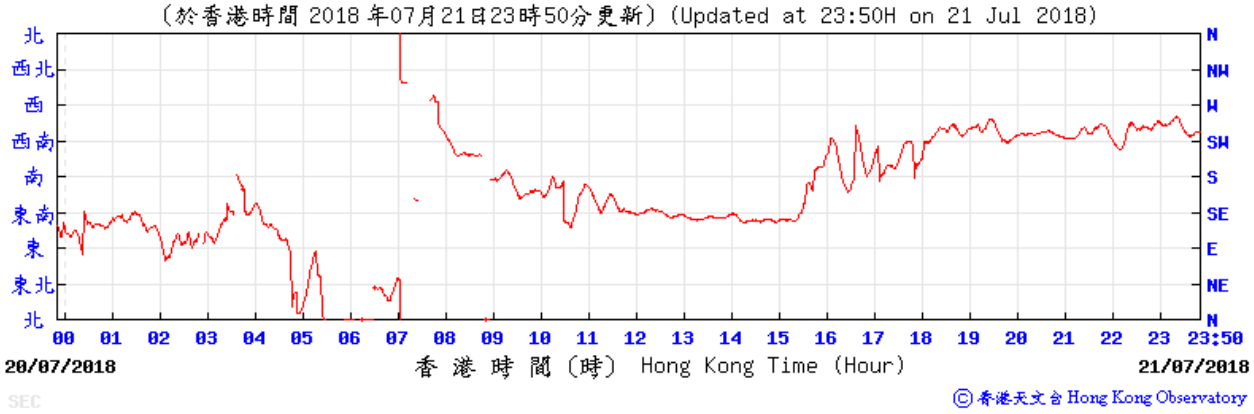

Wind direction obtained from the meteorological station at Kai Tak from the Hong Kong Observatory (HKO)

26-27 July 2018

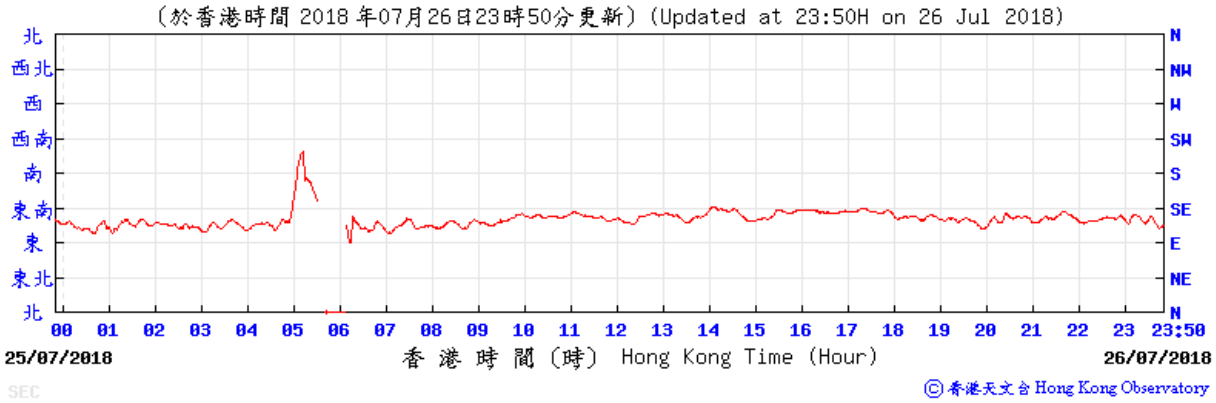

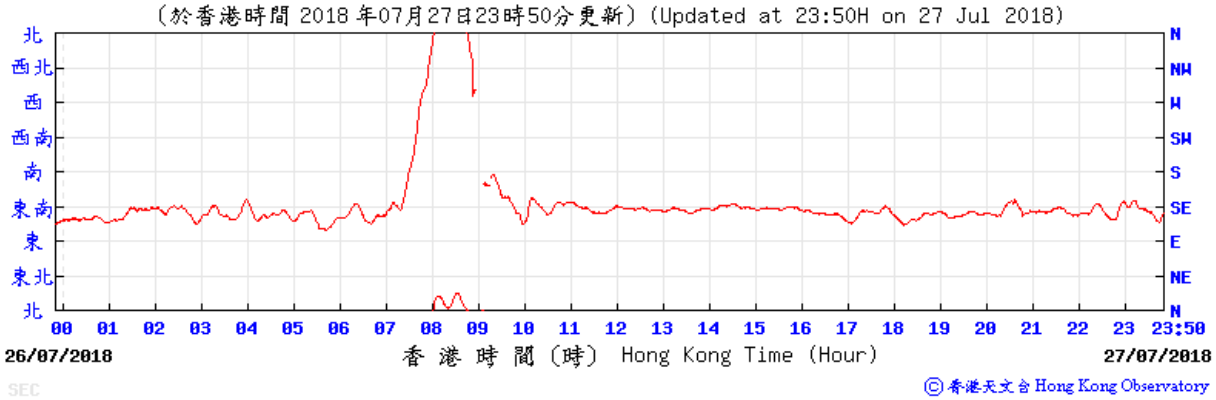

APPENDIX F
NOISE MONITORING RESULTS AND GRAPHICAL PRESENTATIONS

Appendix F - Noise Monitoring Results

Location NMS-CA-3 / MNS-CA-4 - Hong Kong S.K.H Nursing Home								
Date	Weather	Time	Unit: dB (A) (5-min)			Average	Baseline Level	Construction Noise Level
			L_{eq}	L_{10}	L_{90}	L_{eq}	L_{eq}	L_{eq}
4-Jul-18	Sunny	10:25	69.3	71.6	66.5	70.5	73	70.5 Measured ≦ Baseline Level
		10:30	70.0	72.4	66.5			
		10:35	70.1	73.0	66.7			
		10:40	71.1	74.2	65.0			
		10:45	71.2	72.3	65.7			
		10:50	70.7	72.9	67.6			
10-Jul-18	Sunny	15:45	70.2	72.7	67.0	71.3		71.3 Measured ≦ Baseline Level
		15:50	70.6	73.0	67.1			
		15:55	70.0	71.9	67.0			
		16:00	72.1	74.2	67.0			
		16:05	73.4	74.8	68.2			
		16:10	70.0	72.5	67.0			
17-Jul-18	Sunny	14:30	74.3	76.4	68.3	73.4		62.8
		14:35	74.0	76.9	68.2			
		14:40	74.4	78.3	68.0			
		14:45	73.9	76.0	68.0			
		14:50	69.8	76.8	67.2			
		14:55	72.3	76.9	68.0			
23-Jul-18	Cloudy	15:30	72.9	73.4	70.1	72.7		72.7 Measured ≦ Baseline Level
		15:35	72.7	73.1	70.7			
		15:40	72.5	73.4	71.1			
		15:45	72.0	73.8	71.2			
		15:50	73.1	74.0	72.1			
		15:55	72.9	74.1	70.4			

Remarks:
(1) Station ID as identified in approved EM&A Manual / EIA Report for SCL(TAW-HUH).
(2) Station ID as identified in approved EM&A Manual / EIA Report for SCL(HHS).

Appendix F - Noise Monitoring Results

Location NMS-CA-4(1)/NMS-CA-3(2) - Block 1, Rhythm Garden (north-eastern façade)								
Date	Weather	Time	Unit: dB (A) (5-min)			Average	Baseline Level	Construction Noise Level
			L_{eq}	L_{10}	L_{90}	L_{eq}	L_{eq}	L_{eq}
4-Jul-18	Sunny	9:35	70.4	71.6	69.1	70.7	71	70.7 Measured ≦ Baseline Level
		9:40	70.8	71.9	69.1			
		9:45	71.0	72.3	69.3			
		9:50	70.5	71.7	69.0			
		9:55	70.4	71.6	69.2			
		10:00	70.8	72.1	69.3			
10-Jul-18	Sunny	14:35	69.9	70.9	68.5	70.2		70.2 Measured ≦ Baseline Level
		14:40	70.1	71.4	68.6			
		14:45	70.1	71.3	68.7			
		14:50	71.5	71.8	68.9			
		14:55	69.7	70.9	68.2			
		15:00	69.6	70.9	68.0			
17-Jul-18	Sunny	14:35	71.0	72.1	69.0	70.9		70.9 Measured ≦ Baseline Level
		14:40	70.7	71.7	69.6			
		14:45	70.4	71.4	69.3			
		14:50	71.0	71.9	70.0			
		14:55	70.9	71.8	69.8			
		15:00	71.3	72.3	70.2			
23-Jul-18	Cloudy	14:35	72.0	73.1	71.1	72.0		65.1
		14:40	72.1	73.4	71.9			
		14:45	71.8	72.7	70.1			
		14:50	71.7	72.9	70.2			
		14:55	71.8	72.8	69.9			
		15:00	72.3	73.4	71.2			

Remarks:
(1) Station ID as identified in approved EM&A Manual / EIA Report for SCL(TAW-HUH).
(2) Station ID as identified in approved EM&A Manual / EIA Report for SCL(HHS).

Appendix F - Noise Monitoring Results

Location NMS-CA-5(1)/NMS-CA-2(2) - Block 1, Rhythm Garden (northern façade)								
Date	Weather	Time	Unit: dB (A) (5-min)			Average	Baseline Level	Construction Noise Level
			L_{eq}	L_{10}	L_{90}	L_{eq}	L_{eq}	L_{eq}
4-Jul-18	Sunny	9:00	70.7	71.8	69.2	70.6	74	70.6 Measured ≦ Baseline Level
		9:05	70.6	71.8	69.1			
		9:10	70.6	72.0	69.0			
		9:15	70.3	71.3	69.1			
		9:20	70.5	71.8	69.1			
		9:25	70.6	71.7	69.2			
10-Jul-18	Sunny	14:00	69.7	70.8	68.3	69.6		69.6 Measured ≦ Baseline Level
		14:05	69.9	71.4	68.3			
		14:10	70.2	71.5	68.6			
		14:15	69.0	69.9	67.8			
		14:20	69.4	70.3	68.0			
		14:25	69.1	69.9	68.1			
17-Jul-18	Sunny	14:00	70.2	71.6	69.0	70.3		70.3 Measured ≦ Baseline Level
		14:05	70.2	71.4	69.1			
		14:10	69.9	70.8	69.0			
		14:15	70.8	71.9	69.0			
		14:20	70.8	72.1	69.3			
		14:25	69.6	70.6	68.5			
23-Jul-18	Cloudy	14:00	71.2	72.4	69.9	71.2		71.2 Measured ≦ Baseline Level
		14:05	71.0	72.4	69.8			
		14:10	70.9	71.8	69.2			
		14:15	71.8	72.9	70.3			
		14:20	70.6	71.6	69.5			
		14:25	71.7	72.3	70.0			

Noise Levels

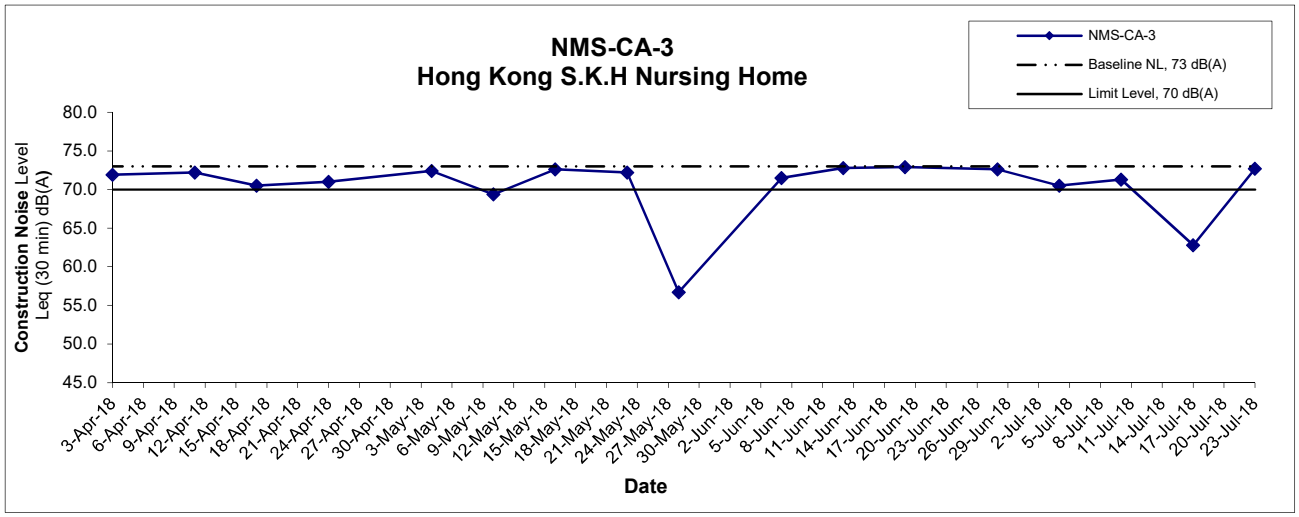

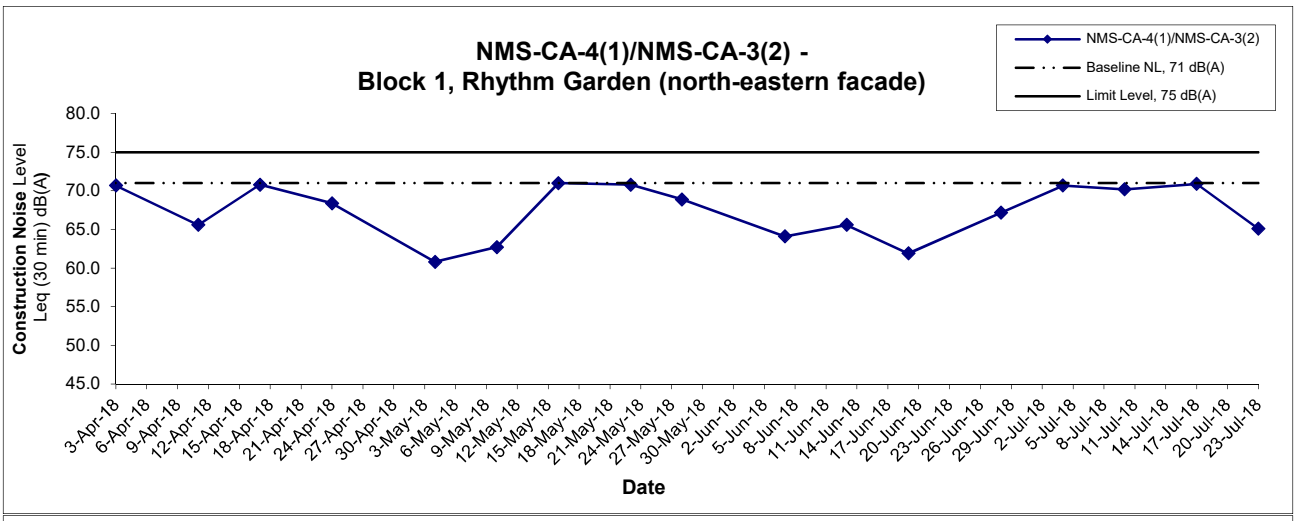

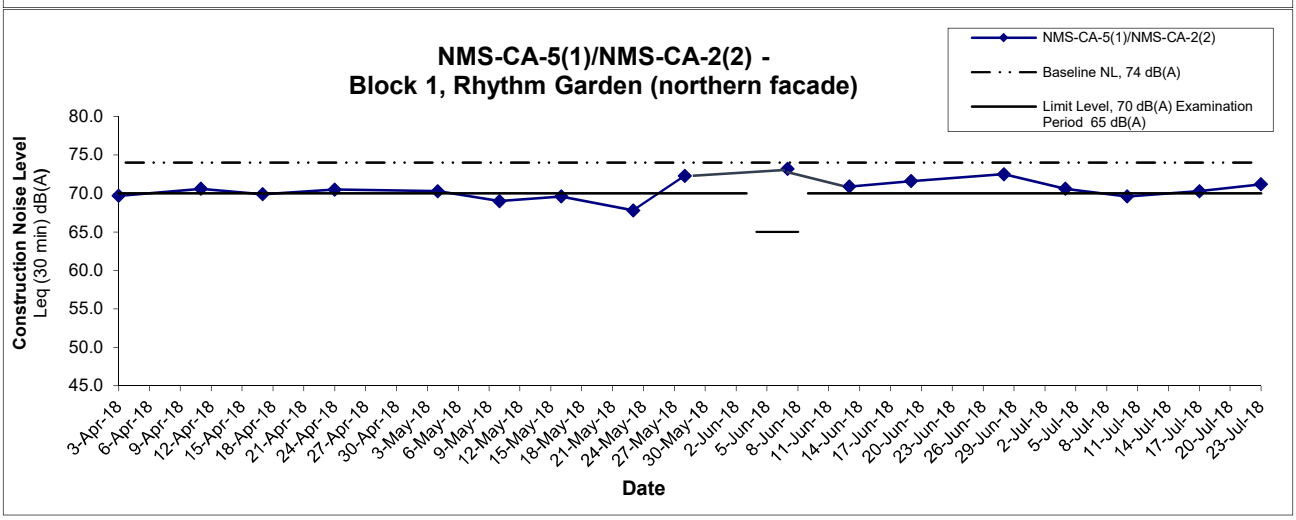

Remarks:

(1) Station ID as identified in approved EM&A Manual / EIA Report for SCL(TAW-HUH).

(2) Station ID as identified in approved EM&A Manual / EIA Report for SCL(HHS).

(3) In case of Measured Level ≦ Baseline Level, only Measured Level is presented on the graphical presentation.

Title	Scale	Project No.	
Shatin to Central Link - Contract 1106 - Diamond Hill Station Graphical Presentation of Construction Noise Monitoring Results	N.T.S	MA12051	CINOTECH
	Date Jul 18	Appendix F	

APPENDIX G
SUMMARY OF EXCEEDANCE

APPENIDX G – SUMMARY OF EXCEEDANCE

Reporting Month: July 2018

a) Exceedance Report for Dust Monitoring (NIL)

b) Exceedance Report for Noise Monitoring (NIL)

APPENDIX H
SITE AUDIT SUMMARY

Record Summary of Environmental Site Inspection

Inspection Information

Checklist Reference Number	180705
Date	05 July 2018 (Thursday)
Time	13:30-16:00

Ref. No.	Non-Compliance	Related Item No.
-	None identified	-

Ref. No.	Remarks/Observations	Related Item No.
180705-R01	***Part B* – Water Quality** • Sandbag bund should be provided to temporary pedestrian road near Lung Cheung Road to prevent surface runoff. ***Part C – Ecology*** • No environmental deficiency was identified during the site inspection. ***Part D – Landscape & Visual*** • No environmental deficiency was identified during the site inspection. ***Part E – Air Quality*** • No environmental deficiency was identified during the site inspection. ***Part F – Cultural Heritage*** • No environmental deficiency was identified during the site inspection. ***Part G – Construction Noise Impact*** • No environmental deficiency was identified during the site inspection. ***Part H – Waste/Chemical Management*** • No environmental deficiency was identified during the site inspection. ***Part I – Permits/Licenses*** • No environmental deficiency was identified during the site inspection. ***Part J – Others*** • Follow-up on previous audit session (Ref. No.: 180629), all the environmental deficiency was improved / rectified by the Contractor.	B21

	Name	Signature	Date
Recorded by	Andy Chan	Andy	5 July 2018
Checked by	Dr. Priscilla Choy		6 July 2018

Record Summary of Environmental Site Inspection

Inspection Information

Checklist Reference Number	180712
Date	12 July 2018 (Thursday)
Time	13:30-16:00

Ref. No.	Non-Compliance	Related Item No.
-	None identified	-

Ref. No.	Remarks/Observations	Related Item No.
180712-O03	***Part B* – Water Quality** • Sandbag bund should be provided to temporary pedestrian road near Lung Cheung Road to prevent surface runoff. ***Part C – Ecology*** • No environmental deficiency was identified during the site inspection. ***Part D – Landscape & Visual*** • No environmental deficiency was identified during the site inspection.	B21
180712-R01	***Part E – Air Quality*** • Stockpile of dusty material near eastern ventilation shaft should be sprayed with water or covered by the impervious sheets for dust suppression. ***Part F – Cultural Heritage*** • No environmental deficiency was identified during the site inspection.	E6
180712-O02	***Part G – Construction Noise Impact*** • Noise barrier should be erected next to the breaker to minimize the noise nuisance to the nearby NSRs at Lung Cheung Road. ***Part H – Waste/Chemical Management*** • No environmental deficiency was identified during the site inspection. ***Part I – Permits/Licenses*** • No environmental deficiency was identified during the site inspection. ***Part J – Others*** • Follow-up on previous audit session (Ref. No.: 180705), item 180705-R01 was remarked as 180712-O03 and the follow-up action is needed to be reviewed.	G7

	Name	Signature	Date
Recorded by	Andy Chan	Andy	12 July 2018
Checked by	Dr. Priscilla Choy		16 July 2018

Record Summary of Environmental Site Inspection

Inspection Information

Checklist Reference Number	180718
Date	18 July 2018 (Wednesday)
Time	13:30-16:00

Ref. No.	Non-Compliance	Related Item No.
-	None identified	-

Ref. No.	Remarks/Observations	Related Item No.
180718-O01	***Part B* – Water Quality** • Sandbag bund should be provided to temporary pedestrian road near Lung Cheung Road & Luen Yee Road to prevent surface runoff out of the site. ***Part C – Ecology*** • No environmental deficiency was identified during the site inspection. ***Part D – Landscape & Visual*** • No environmental deficiency was identified during the site inspection.	B21
180718-O02	***Part E – Air Quality*** • Bagged cements at L1 should be covered by the impervious sheet for dust suppression. ***Part F – Cultural Heritage*** • No environmental deficiency was identified during the site inspection. ***Part G – Construction Noise Impact*** • No environmental deficiency was identified during the site inspection. ***Part H – Waste/Chemical Management*** • No environmental deficiency was identified during the site inspection. ***Part I – Permits/Licenses*** • No environmental deficiency was identified during the site inspection. ***Part J – Others*** • Follow-up on previous audit session (Ref. No.: 180712), item 180712-O03 was remarked as 180718-O01 and the follow-up action is needed to be reviewed.	E16

	Name	Signature	Date
Recorded by	Andy Chan	Andy	18 July 2018
Checked by	Dr. Priscilla Choy		19 July 2018

Record Summary of Environmental Site Inspection

Inspection Information

Checklist Reference Number	180726
Date	26 July 2018 (Thursday)
Time	13:30-16:00

Ref. No.	Non-Compliance	Related Item No.
-	None identified	-

Ref. No.	Remarks/Observations	Related Item No.
	***Part B* – Water Quality**	
180726-O01	• Sandbag bund should be provided to temporary pedestrian road near Lung Cheung Road & Luen Yee Road to prevent surface runoff out of the site.	B21
180726-O03	• Sedimentation tank should be maintained more frequently to prevent accumulation of silt.	B7
	Part C – Ecology	
	• No environmental deficiency was identified during the site inspection.	
	Part D – Landscape & Visual	
	• No environmental deficiency was identified during the site inspection.	
	Part E – Air Quality	
	• No environmental deficiency was identified during the site inspection.	
	Part F – Cultural Heritage	
	• No environmental deficiency was identified during the site inspection.	
	Part G – Construction Noise Impact	
180726-O02	• Noise mitigation measures should be provided to the breaker at Lung Cheung Road to minimize the noise nuisance to the nearby NSRs.	G7
	Part H – Waste/Chemical Management	
	• No environmental deficiency was identified during the site inspection.	
	Part I – Permits/Licenses	
	• No environmental deficiency was identified during the site inspection.	
	Part J – Others	
	• Follow-up on previous audit session (Ref. No.: 180718), item 180718-O01 was remarked as 180726-O01 and the follow-up action is needed to be reviewed.	

	Name	Signature	Date
Recorded by	Andy Chan	Andy	26 July 2018
Checked by	Dr. Priscilla Choy		30 July 2018

APPENDIX I
EVENT AND ACTION PLANS

Event and Action Plan for Air Quality Monitoring during Construction Phase

EVENT	ACTION			
	Works Contract 1106 ET	IEC	ER	CONTRACTOR
ACTION LEVEL				
1. Exceedance for one sample	1. Inform the IEC, Contractor and ER; 2. Discuss with the Contractor, IEC and ER on the remedial measures required; 3. Repeat measurement to confirm findings; 4. Increase monitoring frequency	1. Check monitoring data submitted by the ET; 2. Check Contractor's working method; 3. Review and advise the ET and ER on the effectiveness of the proposed remedial measures.	1. Confirm receipt of notification of exceedance in writing;	1. Identify source(s), investigate the causes of exceedance and propose remedial measures; 2. Implement remedial measures; 3. Amend working methods agreed with the ER as appropriate.
2.Exceedance for two or more consecutive samples	1. Inform the IEC, Contractor and ER; 2. Discuss with the ER, IEC and Contractor on the remedial measures required; 3. Repeat measurements to confirm findings; 4. Increase monitoring frequency to daily; 5. If exceedance continues, arrange meeting with the IEC, ER and Contractor; 6. If exceedance stops, cease addtional monitoring	1. Check monitoring data submitted by the ET; 2. Check Contractor's working method; 3. Review and advise the ET and ER on the effectiveness of the proposed remedial measures.	1. Confirm receipt of notification of exceedance in writing; 2. Notify the Contractor, IEC and ET; 3. Review and agree on the remedial measures proposed by the Contractor; 4. Supervise Implementation of remedial measures.	1. Identify source and investigate the causes of exceedance; 2. Submit proposals for remedial measures to the ER with a copy to ET and IEC within three working days of notification; 3. Implement the agreed proposals; 4. Amend proposal as appropriate.

LIMIT LEVEL				
1.Exceedance for one sample	1. Inform the IEC, Contractor and ER; 2. Repeat measurement to confirm findings; 3. Increase monitoring frequency to daily; 4. Discuss with the ER, IEC and contractor on the remedial measures and assess the effectiveness.	1. Check monitoring data submitted by the ET; 2. Check the Contractor's working method; 3. Discuss with the ET, ER and Contractor on possible remedial measures; 4. Review and advise the ER and ET on the effectiveness of Contractor's remedial measures.	1. Confirm receipt of notification of exceedance in writing; 2. Notify the Contractor, IEC and ET; 3. Review and agree on the remedial measures proposed by the Contractor; 4. Supervise implementation of remedial measures.	1. Identify source(s) and investigate the causes of exceedance; 2. Take immediate action to avoid further exceedance; 3. Submit proposals for remedial measures to ER with a copy to ET and IEC within three working days of notification; 4. Implement the agreed proposals; 5. Amend proposal if appropriate.
2.Exceedance for two or more consecutive samples	1. Notify IEC, Contractor and EPD; 2. Repeat measurement to confirm findings; 3. Increase monitoring frequency to daily; 4. Carry out analysis of the Contractor's working procedures with the ER to determine possible mitigation to be implemented; 5. Arrange meeting with the IEC, Contractor and ER to discuss the remedial measures to be taken; 6. Review the effectiveness of the Contractor's remedial measures and keep IEC, EPD and ER informed of the results; 7. If exceedance stops, cease additional monitoring.	1. Check monitoring data submitted by the ET; 2. Check the Contractor's working method; 3. Discuss with ET, ER, and Contractor on the potential remedial measures; 4. Review and advise the ER and ET on the effectiveness of Contractor's remedial measures.	1. Confirm receipt of notification of exceedance in writing; 2. Notify the Contractor, IEC and ET; 3. In consultation with the ET and IEC, agree with the Contractor on the remedial measures to be implemented; 4. Supervise the implementation of remedial measures; 5. If exceedance continues, consider what portion of the work is responsible and instruct the Contractor to stop that portion of work until the exceedance is abated.	1. Identify source(s) and investigate the causes of exceedance; 2. Take immediate action to avoid further exceedance; 3. Submit proposals for remedial measures to the ER with a copy to the IEC and ET within three working days of notification; 4. Implement the agreed proposals; 5. Revise and resubmit proposals if problem still not under control; 6. Stop the relevant portion of works as determined by the ER until the exceedance is abated.

Event and Action Plan for Noise Monitoring during Construction Phase

EVENT	ACTION			
	Works Contract 1106 ET	**IEC**	**ER**	**CONTRACTOR**
Action Level	1. Notify the IEC, Contractor and ER 2. Discuss with the ER, IEC and Contractor on the remedial measures required 3. Increase monitoring frequency to check mitigation effectiveness	1. Review the investigation results submitted by the contractor; 2. Review and advise the ET and ER on the effectiveness of the remedial measures proposed by the Contractor. .	1. Confirm receipt of notification of complaint in writing 2. Notify the Contractor, IEC and ET 3. Review and agree on the remedial measures proposed by the Contractor; 4. Supervise implementation of remedial measures	1. Investigate the complaint and propose remedial measures 2. Report the results of investigation to the IEC, ET and ER 3. Submit noise mitigation proposals to the ER with copy to the IEC and ET within 3 working days of notification. 4. Implement noise mitigation proposals
Limit Level	1. Notify the IEC, Contractor and EPD 2. Repeat measurement to confirm findings 3. Increase monitoring frequency 4. Carry out analysis of Contractor's working procedures to determine possible mitigation to be implemented 5. Arrange meeting with the IEC, Contractor and ER to discuss the remedial measures to be taken; 6. Inform IEC, ER and EPD the causes and actions taken for the exceedances 7. Assess effectiveness of the Contractor's remedial measures and keep IEC, ER and EPD informed of the results	1. Check monitoring data submitted by the ET; 2. Check the Contractor's working method; 3. Discuss with the ER, ET and Contractor on the potential remedial measures 4. Review and advise the ET and ER on the effectiveness of the remedial measures proposed by the Contractor.	1. Confirm receipt of notification of exceedance in writing 2. Notify the Contractor, IEC and ET 3. In consultation with the ET and IEC, agree with the Contractor on the remedial measures to be implemented 4. Supervise the implementation of remedial measures 5. If exceedance continues, consider what portion of the work is responsible and instruct the Contractor to stop that portion of work until the exceedance is abated	1. Identify source and investigate the causes of exceedance 2. Take immediate action to avoid further exceedance 3. Submit proposals for remedial measures to the ER with copy to the IEC and ET within 3 working days of notification. 4. Implement the agreed proposals 5. Revise and resubmit proposals if problem still not under control 6. Stop the relevant portion of works as determined by the ER until the exceedance is abated

Event and Action Plan for Landscape and Visual during Construction Phase

Action Level	Works Contract 1106 ET	IEC	ER	Contractor
Non-conformity on one occasion	1. Inform the Contractor, the IEC and the ER 2. Discuss remedial actions with the IEC, the ER and the Contractor 3. Monitor remedial actions until rectification has been completed	1. Check inspection report 2. Check the Contractor's working method 3. Discuss with the ET, ER and the Contractor on possible remedial measures 4. Advise the ER on effectiveness of proposed remedial measures.	1. Confirm receipt of notification of non-conformity in writing 2. Review and agree on the remedial measures proposed by the Contractor 3. Supervise implementation of remedial measures	1. Identify Source and investigate the non-conformity 2. Implement remedial measures 3. Amend working methods agreed with the ER as appropriate 4. Rectify damage and undertake any necessary replacement
Repeated Non-conformity	1. Identify Source 2. Inform the Contractor, the IEC and the ER 3. Increase inspection frequency 4. Discuss remedial actions with the IEC, the ER and the Contractor 5. Monitor remedial actions until rectification has been completed 6. If non-conformity stops, cease additional monitoring	1. Check inspection report 2. Check the Contractor's working method 3. Discuss with the ET and the Contractor on possible remedial measures 4. Advise the ER on effectiveness of proposed remedial measures	1. Notify the Contractor 2. In consultation with the ET and IEC, agree with the Contractor on the remedial measures to be implemented 3. Supervise implementation of remedial measures.	1. Identify Source and investigate the non-conformity 2. Implement remedial measures 3. Amend working methods agreed with the ER as appropriate 4. Rectify damage and undertake any necessary replacement. Stop relevant portion of works as determined by the ER until the non-conformity is abated.

APPENDIX J
UPDATED ENVIRONMENTAL MITIGATION IMPLEMENTATION SCHEDULE

SCL Works Contract 1106 - Environmental Mitigation Implementation Schedule

EIA Ref.	EM&A Log Ref	Recommended Mitigation Measures	Objectives of the recommended Measures & Main Concerns to address	Who to implement the measures?	Location of the measures	When to Implement the measures?	What requirements or standards for the measures to achieve?	Status
Cultural Heritage Impact (Construction Phase)								
S4.8.1	CH1	Submit an Archaeological Action Plan. Survey-cum-excavation shall be conducted prior to the construction works at the former Tai Hom Village site.	Salvage cultural remains at the Former Tai Hom Village Site	Contractor	Former Tai Hom Village Site	Prior to the Construction Phase of DIH site	• AMO's requirements	^ ^
S4.8.2	CH2	Submit a Conservation Plan for the Former Royal Air Force Hangar and the Old Pillbox to AMO for agreement.	Proposal for conservation of 2 historical buildings	Contractor	Former Tai Hom Village Site	Prior to the Construction Phase of DIH site	• AMO's requirements • Principles for the Conservation of Heritage Sites in China • Burra Charter, the Australia's ICOMOS Charter for Places of Cultural Significance	^
Ecology (Construction Phase)								
S5.7	E1	<u>Good Site Practices</u> Impact to any habitats or local fauna should be avoided by implementing good site practices, including the containment of silt runoff within the site boundary, appropriate storage of chemicals and chemical waste away from sites of ecological value and the provision of sanitary facilities for	Minimise ecological impacts	Contractor	All construction sites	During Construction	• ProPECC PN 1/94	^

EIA Ref.	EM&A Log Ref	Recommended Mitigation Measures	Objectives of the recommended Measures & Main Concerns to address	Who to implement the measures?	Location of the measures	When to Implement the measures?	What requirements or standards for the measures to achieve?	Status
		on-site workers. Adoption of such measures should permit waste to be suitably contained within the site for subsequent removal and appropriate disposal. The following good site practices should also be implemented: • No on-site burning of waste; • Waste and refuse in appropriate receptacles.						^ ^
Landscape & Visual (Construction Phase)								
S6.12	LV1	The following good site practices and measures for minimisation and avoidance of potential impacts are recommended: <u>Re-use of Existing Soil</u> • For soil conservation, existing topsoil shall be re-used where possible for new planting areas within the project. The construction program shall consider using the soil removed from one phase for backfilling another. Suitable storage ground, gathering ground and mixing ground may be set up on-site as necessary. <u>No-intrusion Zone</u> • To maximize protection to existing trees, ground vegetation and the associated under storey habitats, construction contracts may designate “No-intrusion Zone” to various areas within the site boundary with rigid and durable fencing for each individual	Minimize visual & landscape impact	Contractor	Within Project Site	Construction stage	•TM-EIAO	^ ^

EIA Ref.	EM&A Log Ref	Recommended Mitigation Measures	Objectives of the recommended Measures & Main Concerns to address	Who to implement the measures?	Location of the measures	When to Implement the measures?	What requirements or standards for the measures to achieve?	Status
		no-intrusion zone. The contractor should closely monitor and restrict the site working staff from entering the "no-intrusion zone", even for indirect construction activities and storage of equipment. Protection of Retained Trees • All retained trees should be recorded photographically at the commencement of the Contract, and carefully protected during the construction period. Detailed tree protection specification shall be allowed and included in the Contract Specification, which specifying the tree protection requirement, submission and approval system, and the tree monitoring system. • The Contractor shall be required to submit, for approval, a detailed working method statement for the protection of trees prior to undertaking any works adjacent to all retained trees, including trees in contractor's works sites.						^ ^
Table 6.9	LV2	Decorative Hoarding • Erection of decorative screen during construction stage to screen off undesirable views of the construction site for visual and landscape sensitive areas. Hoarding should be designed to be compatible with the existing urban context. Management of facilities on work sites • To provide proper management of the facilities on the sites, give	Minimize the visual and landscape impact of the Project during construction phase	Contractor	Within Project Site	Detailed design and construction stage	• EIAO – TM •ETWB TCW 2/2004 • ETWB TCW 3/2006	^ ^

EIA Ref.	EM&A Log Ref	Recommended Mitigation Measures	Objectives of the recommended Measures & Main Concerns to address	Who to implement the measures?	Location of the measures	When to Implement the measures?	What requirements or standards for the measures to achieve?	Status
		control on the height and disposition/ arrangement of all facilities on the works site to minimize visual impact to adjacent VSRs. Tree Transplanting • Trees of medium to high survival rate that would be affected by the works shall be transplanted where possible and practicable. Tree transplanting proposal including final location for transplanted trees shall be submitted separately to seek relevant government department's approval, in accordance with ETWB TCW No 3/2006.						^
Air Quality (Construction Phase)								
/	A1	Emission from Vehicles and Plants • All vehicles shall be shut down in intermittent use. • Only well-maintained plant should be operated on-site and plant should be serviced regularly to avoid emission of black smoke. • All diesel fuelled construction plant within the works areas shall be powered by ultra low sulphur diesel fuel (ULSD)	Reduce air pollution emission from construction vehicles and plants	Contractor	All construction sites	Construction stage	• APCO	^ ^ ^
/	A2	Open burning shall be prohibited	Reduce air pollution emission from work site	Contractor	All construction sites	Construction stage	APCO	^
Construction Dust Impact								
S7.6.6	D1	The contractor shall follow the procedures and requirements given in the Air Pollution Control (Construction Dust) Regulation	Minimize dust impact at the nearby sensitive receivers	Contractor	All Construction Sites	Construction stage	• APCO • To control the dust	*

EIA Ref.	EM&A Log Ref	Recommended Mitigation Measures	Objectives of the recommended Measures & Main Concerns to address	Who to implement the measures?	Location of the measures	When to Implement the measures?	What requirements or standards for the measures to achieve?	Status
							impact to meet HKAQO and TM-EIA criteria	
S7.6.6	D2	Mitigation measures in form of regular watering under a good site practice should be adopted. Watering once per hour on exposed worksites and haul road in the Kowloon area should be conducted to achieve dust removal efficiencies of 91.7%. While the above watering frequencies are to be followed, the extent of watering may vary depending on actual site conditions but should be sufficient to maintain an equivalent intensity of no less than 1.8 L/m^2 to achieve the dust removal efficiency	Minimize dust impact at the nearby sensitive receivers	Contractor	All Construction Sites	Construction stage	• APCO • To control the dust impact to meet HKAQO and TM-EIA criteria	*
S7.6.6	D3	• Any excavated or stockpile of dusty material should be covered entirely by impervious sheeting or sprayed with water to maintain the entire surface wet and then removed or backfilled or reinstated where practicable within 24 hours of the excavation or unloading; • Any dusty materials remaining after a stockpile is removed should be wetted with water and cleared from the surface of roads; • A stockpile of dusty material should not be extend beyond the pedestrian barriers, fencing or traffic cones. • The load of dusty materials on a vehicle leaving a construction site should be covered entirely by impervious sheeting to ensure that	Minimize dust impact at the nearby sensitive receivers	Contractor	All Construction Sites	Construction stage	• APCO • To control the dust impact to meet HKAQO and TM-EIA criteria	* ^ ^ ^

EIA Ref.	EM&A Log Ref	Recommended Mitigation Measures	Objectives of the recommended Measures & Main Concerns to address	Who to implement the measures?	Location of the measures	When to Implement the measures?	What requirements or standards for the measures to achieve?	Status
		the dusty materials do not leak from the vehicle;						
		• Where practicable, vehicle washing facilities with high pressure water jet should be provided at every discernible or designated vehicle exit point. The area where vehicle washing takes place and the road section between the washing facilities and the exit point should be paved with concrete, bituminous materials or hardcores;						^
		• When there are open excavation and reinstatement works, hoarding of not less than 2.4m high should be provided and properly maintained as far as practicable along the site boundary with provision for public crossing; Good site practice shall also be adopted by the Contractor to ensure the conditions of the hoardings are properly maintained throughout the construction period;						^
		• The portion of any road leading only to construction site that is within 30m of a vehicle entrance or exit should be kept clear of dusty materials;						^
		• Surfaces where any pneumatic or power-driven drilling, cutting, polishing or other mechanical breaking operation takes place should be sprayed with water or a dust suppression chemical continuously;						^

EIA Ref.	EM&A Log Ref	Recommended Mitigation Measures	Objectives of the recommended Measures & Main Concerns to address	Who to implement the measures?	Location of the measures	When to Implement the measures?	What requirements or standards for the measures to achieve?	Status
		• Any area that involves demolition activities should be sprayed with water or a dust suppression chemical immediately prior to, during and immediately after the activities so as to maintain the entire surface wet;						^
		• Where a scaffolding is erected around the perimeter of a building under construction, effective dust screens, sheeting or netting should be provided to enclose the scaffolding from the ground floor level of the building, or a canopy should be provided from the first floor level up to the highest level of the scaffolding;						N/A
		• Any skip hoist for material transport should be totally enclosed by impervious sheeting;						^
		• Every stock of more than 20 bags of cement or dry pulverised fuel ash (PFA) should be covered entirely by impervious sheeting or placed in an area sheltered on the top and the 3 sides;						*
		• Cement or dry PFA delivered in bulk should be stored in a closed silo fitted with an audible high level alarm which is interlocked with the material filling line and no overfilling is allowed;						N/A
		• Loading, unloading, transfer, handling or storage of bulk cement or dry PFA should be carried out in a totally enclosed system or facility, and any vent or exhaust should be fitted with an effective fabric filter or equivalent air pollution control system; and						N/A

EIA Ref.	EM&A Log Ref	Recommended Mitigation Measures	Objectives of the recommended Measures & Main Concerns to address	Who to implement the measures?	Location of the measures	When to Implement the measures?	What requirements or standards for the measures to achieve?	Status
		• Exposed earth should be properly treated by compaction, turfing, hydroseeding, vegetation planting or sealing with latex, vinyl, bitumen, shotcrete or other suitable surface stabiliser within six months after the last construction activity on the construction site or part of the construction site where the exposed earth lies.						N/A
S7.6.6	D4	Implement regular dust monitoring under EM&A programme during the construction stage.	Monitoring of dust impact	Contractor	Selected representative dust monitoring station	Construction stage	• TM-EIA	^
Construction Airborne Noise								
S8.5.6	AN1	Implement the following good site practices: • only well-maintained plant should be operated on-site and plant should be serviced regularly during the construction programme; • machines and plant (such as trucks, cranes) that may be in intermittent use should be shut down between work periods or should be throttled down to a minimum; • plant known to emit noise strongly in one direction, where possible, be orientated so that the noise is directed away from nearby NSRs; • silencers or mufflers on construction equipment should be properly fitted and maintained during the construction works; • mobile plant should be sited as far away from NSRs as possible	Control construction airborne noise	Contractor	All Construction Sites where practicable	Construction stage	• Annex 5, TM-EIA	^ ^ ^ ^ ^

EIA Ref.	EM&A Log Ref	Recommended Mitigation Measures	Objectives of the recommended Measures & Main Concerns to address	Who to implement the measures?	Location of the measures	When to Implement the measures?	What requirements or standards for the measures to achieve?	Status
		and practicable; • material stockpiles, mobile container site office and other structures should be effectively utilised, where practicable, to screen noise from on-site construction activities.						^
S8.5.6	AN2	Install temporary hoarding located on the site boundaries between noisy construction activities and NSRs. The conditions of the hoardings shall be properly maintained throughout the construction period.	Reduce the construction noise levels at low-level zone of NSRs through partial screening.	Contractor	All Construction Sites	Construction stage	• Annex 5, TM-EIA	^
S8.5.6	AN3	Install movable noise barriers (typical design is wooden framed barrier with a small-cantilevered on a skid footing with 25mm thick internal sound absorptive lining), acoustic mat or full enclosure, screen the noisy plants including air compressor, generators and saw.	Screen the noisy plant items to be used at all construction sites	Contractor	All Construction Sites	Construction stage	• Annex 5, TM-EIA	*
S8.5.6	AN4	Use “Quiet” plant	Reduce the noise levels of plant items	Contractor	All Construction Sites where practicable	Construction stage	• Annex 5, TM-EIA	^
S8.5.6	AN5	Sequencing operation of construction plants where practicable.	Operate sequentially within the same work site to reduce the construction airborne	Contractor	All Construction Sites where practicable	Construction stage	• Annex 5, TM-EIA	^

EIA Ref.	EM&A Log Ref	Recommended Mitigation Measures	Objectives of the recommended Measures & Main Concerns to address	Who to implement the measures?	Location of the measures	When to Implement the measures?	What requirements or standards for the measures to achieve?	Status
			noise					
S8.5.6	AN6	Implement a noise monitoring under EM&A programme.	Monitor the construction noise levels at the selected representative locations	Contractor	Selected representative noise monitoring station	Construction stage	•TM-EIA	^
Water Quality (Construction Phase)								
S10.7.1	W1	In accordance with the Practice Noise for Professional Persons on Construction Site Drainage, Environmental Protection Department, 1994 (ProPECC PN1/94), construction phase mitigation measures shall include the following: <u>Construction Runoff and Site Drainage</u> • At the start of site establishment (including the barging facilities), perimeter cut-off drains to direct off-site water around the site should be constructed with internal drainage works and erosion and sedimentation control facilities implemented. Channels (both temporary and permanent drainage pipes and culverts), earth bunds or sand bag barriers should be provided on site to direct site runoff and stormwater to silt removal facilities. The design of the temporary on-site drainage system will be undertaken by the contractor prior to the commencement of construction. • The dikes or embankments for flood protection should be	To minimize water quality impact from construction site runoff and general construction activities	Contractor	All construction sites where practicable	Construction stage	• Water Pollution Control Ordinance • ProPECC PN1/94 • TM-EIAO • TM-Water	* ^

EIA Ref.	EM&A Log Ref	Recommended Mitigation Measures	Objectives of the recommended Measures & Main Concerns to address	Who to implement the measures?	Location of the measures	When to Implement the measures?	What requirements or standards for the measures to achieve?	Status
		implemented around the boundaries of earthwork areas. Temporary ditches should be provided to facilitate the runoff discharge into an appropriate watercourse, through a site/sediment trap. The sediment/silt traps should be incorporated in the permanent drainage channels to enhance deposition rates. The design of efficient silt removal facilities should be based on the guidelines in Appendix A1 of ProPECC PN 1/94, which states that the retention time for silt/sand traps should be 5 minutes under maximum flow conditions. Sizes may vary depending upon the flow rate, but for a flow rate of 0.1 m^3/s a ph basin of $30m^3$ would be required and for a flow rate of 0.5 m^3/s the basin would be 150 m^3. The detailed design of the sand/silt traps shall be undertaken by the contractor prior to the commencement of construction. • All exposed earth areas should be completed and vegetated as soon as possible after earthworks have been completed, or alternatively, within 14 days of the cessation of earthworks where practicable. Exposed slope surfaces should be covered by tarpaulin or other means. • The overall slope of the site should be kept to a minimum to reduce the erosive potential of surface water flows, and all traffic areas and access roads protected by coarse stone ballast. An additional						^ ^

EIA Ref.	EM&A Log Ref	Recommended Mitigation Measures	Objectives of the recommended Measures & Main Concerns to address	Who to implement the measures?	Location of the measures	When to Implement the measures?	What requirements or standards for the measures to achieve?	Status
		advantage accruing from the use of crushed stone is the positive traction gained during prolonged periods of inclement weather and the reduction of surface sheet flows.						
		• All drainage facilities and erosion and sediment control structures should be regularly inspected and maintained to ensure proper and efficient operation at all times and particularly following rainstorms. Deposited silt and grit should be removed regularly and disposed of by spreading evenly over stable, vegetated areas.						*
		• Measures should be taken to minimise the ingress of site drainage into excavations. If the excavation of trenches in wet periods is necessary, they should be dug and backfilled in short sections wherever practicable. Water pumped out from trenches or foundation excavations should be discharged into storm drains via silt removal facilities.						^
		• Open stockpiles of construction materials (for example, aggregates, sand and fill material) of more than 50m^3 should be covered with tarpaulin or similar fabric during rainstorms.						^
		• Measures should be taken to prevent the washing away of construction materials, soil, silt or debris into any drainage system. Manholes (including newly constructed ones) should always be adequately covered and temporarily sealed so as to prevent silt,						*

EIA Ref.	EM&A Log Ref	Recommended Mitigation Measures	Objectives of the recommended Measures & Main Concerns to address	Who to implement the measures?	Location of the measures	When to Implement the measures?	What requirements or standards for the measures to achieve?	Status
		construction materials or debris being washed into the drainage system and storm runoff being directed into foul sewers						
		• Precautions be taken at any time of year when rainstorms are likely, actions to be taken when a rainstorm is imminent or forecasted, and actions to be taken during or after rainstorms are summarised in Appendix A2 of ProPECC PN 1/94. Particular attention should be paid to the control of silty surface runoff during storm events, especially for areas located near steep slopes						^
		• All vehicles and plant should be cleaned before leaving a construction site to ensure no earth, mud, debris and the like is deposited by them on roads. An adequately designed and sited wheel washing facilities should be provided at every construction site exit where practicable. Wash-water should have sand and silt settled out and removed at least on a weekly basis to ensure the continued efficiency of the process. The section of access road leading to, and exiting from, the wheel-wash bay to the public road should be paved with sufficient backfall toward the wheel-wash bay to prevent vehicle tracking of soil and silty water to public roads and drains.						^
		• Oil interceptors should be provided in the drainage system downstream of any oil/fuel pollution sources. The oil interceptors						N/A

EIA Ref.	EM&A Log Ref	Recommended Mitigation Measures	Objectives of the recommended Measures & Main Concerns to address	Who to implement the measures?	Location of the measures	When to Implement the measures?	What requirements or standards for the measures to achieve?	Status
		should be emptied and cleaned regularly to prevent the release of oil and grease into the storm water drainage system after accidental spillage. A bypass should be provided for the oil interceptors to prevent flushing during heavy rain. • Construction solid waste, debris and rubbish on site should be collected, handled and disposed of properly to avoid water quality impacts. • All fuel tanks and storage areas should be provided with locks and sited on sealed areas, within bunds of a capacity equal to 110% of the storage capacity of the largest tank to prevent spilled fuel oils from reaching water sensitive receivers nearby • All the earth works involving should be conducted sequentially to limit the amount of construction runoff generated from exposed areas during the wet season (April to September) as far as practicable. • Adopt best management practices.						^ ^ ^ *
S10.7.1	W3	<u>Sewage Effluent</u> • Portable chemical toilets and sewage holding tanks are recommended for handling the construction sewage generated by the workforce. A licensed contractor should be employed to provide appropriate and adequate portable toilets and be responsible for appropriate disposal and maintenance.	To minimize water quality from sewage effluent	Contractor	All construction sites where practicable	Construction stage	• Water Pollution Control Ordinance • TM-water	^

EIA Ref.	EM&A Log Ref	Recommended Mitigation Measures	Objectives of the recommended Measures & Main Concerns to address	Who to implement the measures?	Location of the measures	When to Implement the measures?	What requirements or standards for the measures to achieve?	Status
S10.7.1	W5	Accidental Spillage In order to prevent accidental spillage of chemicals, the following is recommended: • Proper storage and handling facilities should be provided; • All the tanks, containers, storage area should be bunded and the locations should be locked as far as possible from the sensitive watercourse and stormwater drains; • The Contractor should register as a chemical waste producer if chemical wastes would be generated. Storage of chemical waste arising from the construction activities should be stored with suitable labels and warnings; and • Disposal of chemical wastes should be conducted in compliance with the requirements as stated in the Waste disposal (Chemical Waste) (General) Regulation.	To minimize water quality impact from accidental spillage	Contractor	All construction sites where practicable	Construction stage	• Water Pollution Control Ordinance • ProPECC PN1/94 • TM-EIAO • TM-Water	^ ^ ^ ^
Waste Management (Construction Waste)								
S11.4.1.1	WM1	On-site sorting of C&D material • Geological assessment should be carried out by competent persons on site during excavation to identify materials which are not suitable to use as aggregate in structural concrete (e.g. volcanic rock, Aplite dyke rock, etc.). Volcanic rock and Aplite dyke rock should be separated at the source sites as far as practicable and	Separation of unsuitable rock from ending up at concrete batching plants and be turned into concrete for structural use	Contractor	All construction sites	Construction stage	• DEVB TC(W) No. 6/2010	N/A

EIA Ref.	EM&A Log Ref	Recommended Mitigation Measures	Objectives of the recommended Measures & Main Concerns to address	Who to implement the measures?	Location of the measures	When to Implement the measures?	What requirements or standards for the measures to achieve?	Status
		stored at designated stockpile areas preventing them from delivering to crushing facilities. The crushing plant operator should also be reminded to set up measures to prevent unsuitable rock from ended up at concrete batching plants and be turned into concrete for structural use. Details regarding control measures at source site and crushing facilities should be submitted by the Contractors for the Engineer to review and agree. In addition, site records should also be kept for the types of rock materials excavated and the traceability of delivery will be ensured with the implementation of Trip Ticket System and enforced by site supervisory staff as stipulated under DEVB TC(W) No. 6/2010 for tracking of the correct delivery to the rock crushing facilities for processing into aggregates. Alternative disposal option for the reuse of volcanic rock and Aplite Dyke rock, etc. should also be explored.						
S11.5.1	WM2	<u>Construction and Demolition Material</u> • Maintain temporary stockpiles and reuse excavated fill material for backfilling and reinstatement; • Carry out on-site sorting; • Make provisions in the Contract documents to allow and promote the use of recycled aggregates where appropriate; • Adopt 'Selective Demolition' technique to demolish the existing	Good site practice to minimize the waste generation and recycle the C&D materials as far as practicable so as to reduce the amount for final disposal	Contractor	All construction sites	Construction stage	• Land (Miscellaneous Provisions) Ordinance • Waste Disposal Ordinance • ETWB TCW No.	^ ^ ^ N/A

EIA Ref.	EM&A Log Ref	Recommended Mitigation Measures	Objectives of the recommended Measures & Main Concerns to address	Who to implement the measures?	Location of the measures	When to Implement the measures?	What requirements or standards for the measures to achieve?	Status
		structures and facilities with a view to recovering broken concrete effectively for recycling purpose, where possible; • Implement a trip-ticket system for each works contract to ensure that the disposal of C&D materials are properly documented and verified; and • Implement an enhanced Waste Management Plan similar to ETWBTC (Works) No. 19/2005 – "Environmental Management on Construction Sites" to encourage on-site sorting of C&D materials and to minimize their generation during the course of construction. • In addition, disposal of the C&D materials onto any sensitive locations such as agricultural lands, etc. should be avoided. The Contractor shall propose the final disposal sites to the Project Proponent and EPD and get their approval before implementation					19/2005	^ ^ ^
S11.5.1	WM3	<u>C&D Waste</u> • Standard formwork or pre-fabrication should be used as far as practicable in order to minimise the arising of C&D materials. The use of more durable formwork or plastic facing for the construction works should be considered. Use of wooden hoardings should not be used, as in other projects. Metal hoarding should be used to enhance the possibility of recycling. The purchasing of construction materials will be carefully planned in order to avoid over ordering and	Good site practice to minimize the waste generation and recycle the C&D materials as far as practicable so as to reduce the amount for final disposal	Contractor	All construction sites	Construction stage	• Land (Miscellaneous Provisions) Ordinance • Waste Disposal Ordinance • ETWB TCW No.19/2005	^

EIA Ref.	EM&A Log Ref	Recommended Mitigation Measures	Objectives of the recommended Measures & Main Concerns to address	Who to implement the measures?	Location of the measures	When to Implement the measures?	What requirements or standards for the measures to achieve?	Status
		wastage. • The Contractor should recycle as much of the C&D materials as possible on-site. Public fill and C&D waste should be segregated and stored in different containers or skips to enhance reuse or recycling of materials and their proper disposal. Where practicable, concrete and masonry can be crushed and used as fill. Steel reinforcement bar can be used by scrap steel mills. Different areas of the sites should be considered for such segregation and storage.						^
S11.5.1	WM4	<u>General Refuse</u> • General refuse generated on-site should be stored in enclosed bins or compaction units separately from construction and chemical wastes. • A reputable waste collector should be employed by the Contractor to remove general refuse from the site, separately from construction and chemical wastes, on a daily basis to minimize odour, pest and litter impacts. Burning of refuse on construction sites is prohibited by law. • Aluminium cans are often recovered from the waste stream by individual collectors if they are segregated and made easily accessible. Separate labelled bins for their deposit should be provided if feasible.	Minimize production of the general refuse and avoid odour, pest and litter impacts	Contractor	All construction sites	Construction stage	• Waste Disposal Ordinance	^ ^ ^

EIA Ref.	EM&A Log Ref	Recommended Mitigation Measures	Objectives of the recommended Measures & Main Concerns to address	Who to implement the measures?	Location of the measures	When to Implement the measures?	What requirements or standards for the measures to achieve?	Status
		• Office wastes can be reduced through the recycling of paper if volumes are large enough to warrant collection. Participation in a local collection scheme should be considered by the Contractor.						^
S11.5.1	WM6	<u>Chemical Waste</u> • Chemical waste that is produced, as defined by Schedule 1 of the Waste Disposal (Chemical Waste) (General) Regulation should be handled in accordance with the Code of Practice on the Packaging, Labelling and Storage of Chemical Wastes. • Containers used for the storage of chemical wastes should be suitable for the substance they are holding, resistant to corrosion, maintained in a good condition, and securely closed; have a capacity of less than 450L unless the specification has been approved by the EPD; and display a label in English and Chinese in accordance with instructions prescribed in Schedule 2 of the regulation. • The storage area for chemical wastes should be clearly labelled and used solely for the storage of chemical waste; be enclosed on at least 3 sides; have an impermeable floor and bunding of sufficient capacity to accommodate 110% of the volume of the largest container or 20 % of the total volume of waste stored in that area, whichever is the greatest; have adequate ventilation; be covered to prevent rainfall entering; and be arranged so that incompatible	Control the chemical waste and ensure proper storage, handling and disposal.	Contractor	All Construction Sites	Construction Stage	• Waste Disposal (Chemical Waste) (General) Regulation • Code of Practice on the Packaging, Labelling and Storage of Chemical Waste	^ ^ ^

SCL Works Contract 1106 - Environmental Mitigation Implementation Schedule

EIA Ref.	EM&A Log Ref	Recommended Mitigation Measures	Objectives of the recommended Measures & Main Concerns to address	Who to implement the measures?	Location of the measures	When to Implement the measures?	What requirements or standards for the measures to achieve?	Status
		materials are adequately separated. • Disposal of chemical waste should be via a licensed waste collector; and be to a facility licensed to receive chemical waste, such as the Chemical Waste Treatment Centre which also offers a chemical waste collection service and can supply the necessary storage containers; or be to a reuser of the waste, under approval from the EPD.						^

Remarks: ^ Compliance of mitigation measure X Non-compliance of mitigation measure

• Non-compliance but rectified by the contractor

* Recommendation was made during site audit but improved/rectified by the contractor.

N/A Not Applicable

APPENDIX K
WASTE GENERATION IN THE REPORTING MONTH

Contract No: MTR SCL 1106 - Diamond Hill Station

Date of Report: July, 2018

Monthly Summary Waste Flow Table for 2018

Monthly	Actual Quantities of C&D Materials Generated Monthly						Actual Quantities of Non-inert C&D Wastes Generated Monthly					Remarks
	Total Quantity Generated	Hard Rocks and Large Broken Concrete	Reused in the Contract	Reused in other Projects (See Note 2)	Disposed as Public Fill	Imported Fill (See Note 5)	Metals	Paper/ cardboard packaging	Plastics	Chemical Waste (See Note 3)	Others, e.g. general refuse	
	(in '000m^3)	(in '000m^3)	(in '000m^3)	(in '000m^3)	(in '000m^3)	(in '000m^3)	(in '000kg)	(in '000kg)	(in '000kg)	(in '000kg)	(in '000m^3)	
Jan	0.269	0.000	0.000	0.000	0.269	0.000	0.000	0.564	0.000	0.000	0.124	
Feb	0.000	0.000	0.000	0.000	0.000	0.000	0.000	0.000	0.000	0.000	0.070	
Mar	0.030	0.000	0.000	0.000	0.030	0.000	0.000	0.450	0.000	7.150 #	0.130	# Asbestos water pipe
Apr	0.069	0.000	0.000	0.000	0.069	0.000	0.000	0.000	0.000	0.000	0.155	
May	0.000	0.000	0.000	0.000	0.000	1.052	0.000	0.418	0.000	0.000	0.105	
Jun	0.064	0.000	0.000	0.000	0.064	0.000	0.000	0.462*(6)	0.000	0.000	0.111	
Sub-total	0.432	0.000	0.000	0.000	0.432	1.052	0.000	1.894	0.000	7.150	0.695	
Jul	0.526	0.000	0.000	0.000	0.526	0.000	0.000	0.000	0.000	0.000	0.118	
Aug												
Sept												
Oct												
Nov												
Dec												
Total	0.958	0.000	0.000	0.000	0.958	1.052	0.000	1.894	0.000	7.150	0.813	

Notes:

1) Assume the densities of Rock, Soil, Mix Rock and Soil, are Regular Spoil to be 2.0 tonnes/m^3. Assumption the densities of general refuse is 1.0 tonnes/m^3
2) Inert C&D material was delivered to Contract 1108.
3) Chemical waste includes waste diesel oil. It is assumed density of diesel oil to be 0.8kg/L.
4) Figures are rounded up to 3 decimal places
5) Imported Fill from HD Contract No. 20170225
6) * Data was updated.

APPENDIX L
CUMULATIVE LOG FOR COMPLAINT LOGS, NOTIFICATION OF SUMMONS AND SUCCESSFUL PROSECUTIONS

Appendix L - Cumulative Log for Complaints, Notifications of Summons and Successful Prosecution

Reporting Month	Number of Complaints in Reporting Month	Number of Summons in Reporting Month	Number of Prosecutions in Reporting Month
March 2013	0	0	0
April 2013	0	0	0
May 2013	0	0	0
June 2013	0	0	0
July 2013	0	0	0
August 2013	0	0	0
September 2013	0	0	0
October 2013	0	0	0
November 2013	0	0	0
December 2013	0	0	0
January 2014	0	0	0
February 2014	0	0	0
March 2014	0	0	0
April 2014	0	0	0
May 2014	0	0	0
June 2014	0	0	0
July 2014	0	0	0
August 2014	0	0	0
September 2014	0	0	0
October 2014	0	0	0
November 2014	0	0	0
December 2014	0	0	0
January 2015	0	0	0
February 2015	3	0	0
March 2015	0	0	0
April 2015	0	0	0
May 2015	0	0	0
June 2015	0	0	0
July 2015	1	0	0
August 2015	0	0	0
September 2015	0	0	0
October 2015	0	0	0
November 2015	0	0	0
December 2015	0	0	0
January 2016	0	0	0
February 2016	0	0	0
March 2016	1	0	0
April 2016	1	0	0

May 2016	0	0	0
June 2016	1	0	0
July 2016	0	0	0
August 2016	3	0	0
September 2016	0	0	0
October 2016	0	0	0
November 2016	0	0	0
December 2016	1	0	0
January 2017	0	0	0
February 2017	0	0	0
March 2017	0	0	0
April 2017	0	0	0
May 2017	0	0	0
June 2017	1	0	0
July 2017	1	0	0
August 2017	0	0	0
September 2017	0	0	0
October 2017	1	0	0
November 2017	0	0	0
December 2017	0	0	0
January 2018	0	0	0
February 2018	0	0	0
March 2018	1	0	0
April 2018	1	0	0
May 2018	0	0	0
June 2018	1	0	0
July 2018	0	0	0
Total	**17**	**0**	**0**

Environmental Complaint Log (July 2018)

Contractor Log Ref.	Complaint Location/ Nature	Incoming Complaint Reference no.	Complainant/ Date or Period of Complaint Received	Date of Complaint received from EPD	Details of Complaint	Investigation/ Mitigation Action	Status
--	--	--	--	--	--	--	--

Log for Notifications of Summons (July 2018)

Log Ref.	Location/Nature	Subject	Status	Total no. Received in this reporting month	Total no. Received since project commencement
--	--	--	--	--	--

Log for Successful Prosecutions (July 2018)

Log Ref.	Location/Nature	Subject	Status	Total no. Received in this reporting month	Total no. Received since the commencement of the project
--	--	--	--	--	--

Appendix E

62nd Monthly EM&A Report for Works Contract 1112 – Hung Hom Station and Stabling Sidings

MTR Corporation Limited

Shatin to Central Link – Tai Wai to Hung Hom Section and Mong Kok East to Hung Hom Section

Monthly EM&A Report

[Period from 1 to 31 July 2018]

(August 2018)

Certified by: Vivian Chan

Position: Environmental Team Leader

Date: 10 August 2018

SMEC
Member of the Surbana Jurong Group

local people
global experience

D231 62nd Monthly EM&A Report for July 2018

Shatin to Central Link – Works Contract 1112 Hung Hom Station and Stabling Sidings

Prepared for Leighton Contractors (Asia) Limited
10 August 2018

SMEC INTERNAL REF. 7076187

Document Control

Document:	D231 62nd Monthly EM&A Report for July 2018
File Location:	z:\jobs\7076187 - leighton - et for scl1112\08 submission\em&a reports\62. jul 18\7076187 d231 monthly em&a (jul 2018) v2.0.docx
Project Name:	Shatin to Central Link – Works Contract 1112 Hung Hom Station and Stabling Sidings
Project Number:	7076187
Revision Number:	2.1 (Final)

Revision History

REVISION NO.	DATE	PREPARED BY	REVIEWED BY	APPROVED FOR ISSUE BY
1.0 (Draft)	3 August 2018	Joanne PONG	Vivian CHAN	Antony WONG
2.0 (Draft)	8 August 2018	Joanne PONG	Vivian CHAN	Antony WONG
2.1 (Final)	10 August 2018	Joanne PONG	Vivian CHAN	Antony WONG

Issue Register

DISTRIBUTION LIST	DATE ISSUED	NUMBER OF COPIES
Leighton Contractors (Asia) Limited	10 August 2018	1 soft copy
MTR Corporation Limited	10 August 2018	1 soft copy

SMEC Company Details

Approved by:	Antony WONG		
Address:	27/F Ford Glory Plaza, 37-39 Wing Hong St, Cheung Sha Wan, Kowloon, Hong Kong		
Signature:			
Tel:	+852 3995 8100	Fax:	+852 3995 8101
Email:	antony.wong@smec.com	Website:	www.smec.com

The information within this document is and shall remain the property of:

SMEC Asia Limited

Important Notice

This report is confidential and is provided solely for the purposes of supporting Shatin to Central Link – Works Contract 1112 Hung Hom Station and Stabling Sidings. This report is provided pursuant to a Consultancy Agreement between SMEC Asia Limited ("SMEC") and Leighton Contractors (Asia) Limited, under which SMEC undertook to perform specific and limited tasks for Leighton Contractors (Asia) Limited. This report is strictly limited to the matters stated in it and subject to the various assumptions, qualifications and limitations in it and does not apply by implication to other matters. SMEC makes no representation that the scope, assumptions, qualifications and exclusions set out in this report will be suitable or sufficient for other purposes nor that the content of the report covers all matters which you may regard as material for your purposes.

This report must be read as a whole. Any subsequent report must be read in conjunction with this report.

The report supersedes all previous draft or interim reports, whether written or presented orally, before the date of this report. This report has not and will not be updated for events or transactions occurring after the date of the report or any other matters t might have a material effect on its contents or which come to light after the date of the report. SMEC is not obliged to inform you of any such event, transaction or matter nor to update the report for anything that occurs, or of which SMEC becomes aware, after the date of this report.

Unless expressly agreed otherwise in writing, SMEC does not accept a duty of care or any other legal responsibility whatsoever in relation to this report, or any related enquiries, advice or other work, nor does SMEC make any representation in connection with this report, to any person other than Leighton Contractors (Asia) Limited. Any other person who receives a draft or a copy of this report (or any part of it) or discusses it (or any part of it) or any related matter with SMEC, does so on the basis that he or she acknowledges and accepts that he or she may not rely on this report nor on any related information or advice given by SMEC for any purpose whatsoever.

Table of Contents

EXECUTIVE SUMMARY 1-1
Introduction 1-1
Landscape and Visual Monitoring 1-1
Air Quality Monitoring 1-1
Noise Quality Monitoring 1-1
Waste Management 1-1
Environmental Auditing 1-1
Complaint, Notification of Summons and Successful Prosecution 1-1
Future Key Issues 1-1

1 INTRODUCTION 1-1
1.1 Project Background 1-1
1.2 Purpose of the Report 1-1
1.3 Report Structure 1-1

2 PROJECT INFORMATION 2-2
2.1 General Site Description 2-2
2.2 Construction Programme and Activities 2-3
2.3 Project Organisation 2-3
2.4 Status of Environmental Licences, Notification and Permits 2-3

3 ENVIRONMENTAL MONITORING PARAMETERS 3-1
3.1 Landscape and Visual Impact Monitoring 3-1
3.2 Air Quality Monitoring 3-1
3.3 Construction Noise Monitoring 3-3

4 IMPLEMENTATION STATUS OF ENVIRONMENTAL MITIGATION MEASURES 4-1

5 MONITORING RESULTS 5-1
5.1 Landscape and Visual 5-1
5.2 Air Quality Monitoring 5-1
5.3 Regular Construction Noise Monitoring 5-1
5.4 Waste Management 5-1

6 ENVIRONMENTAL SITE INSPECTION AND AUDIT 6-1

7 ENVIRONMENTAL NON-CONFORMANCE 7-1
7.1 Summary of Monitoring Exceedances 7-1
7.2 Summary of Environmental Non-Compliance 7-1
7.3 Summary of Environmental Complaint 7-1
7.4 Summary of Environmental Summons and Successful Prosecution 7-1

8 FUTURE KEY ISSUES 8-1
8.1 Construction Programme for Next Month 8-1
8.2 Key Issues for the Coming Months 8-1
8.3 Monitoring Schedule for Next Month 8-1

9 CONCLUSIONS AND RECOMMENDATIONS 9-1
9.1 Conclusions 9-1
9.2 Recommendations 9-1

Appendices

APPENDIX A PROJECT WORKS BOUNDARY

APPENDIX B CONSTRUCTION PROGRAMME

APPENDIX C PROJECT ORGANISATION FOR ENVIRONMENTAL WORKS

APPENDIX D LOCATION OF AIR QUALITY MONITORING STATION

APPENDIX E CALIBRATION CERTIFICATES OF MONITORING EQUIPMENT

APPENDIX F WIND DATA

APPENDIX G ENVIRONMENTAL MONITORING PROGRAMME

APPENDIX H IMPLEMENTATION SCHEDULE OF ENVIRONMENTAL MITIGATION MEASURES

APPENDIX I EVENT AND ACTION PLAN

APPENDIX J MONITORING RESULTS AND THEIR GRAPHICAL PRESENTATIONS

APPENDIX K WASTE FLOW TABLE

APPENDIX L CUMULATIVE STATISTICS OF COMPLAINTS, NOTIFICATION OF SUMMONS AND SUCCESSFUL PROSECUTIONS

List of Tables

Table 2-1 Contact Information of Key Personnel 2-3

Table 2-2 Status of Environmental Licenses, Notification and Permits 2-3

Table 3-1 Air Quality Monitoring Parameters and Frequency 3-1

Table 3-2 Air Quality Monitoring Location 3-1

Table 3-3 Air Quality Monitoring Equipment 3-2

Table 4-1 Summary of Status of Required Submission under EP 4-1

Table 5-1 Summary of 24-hour TSP Monitoring Results 5-1

Table 5-2 Action and Limit Levels 5-1

Table 6-1 Observations and Recommendations of Site Audits 6-1

EXECUTIVE SUMMARY

Introduction

The construction works of MTRC Shatin to Central Link Works Contract 1112- Hung Hom Station and Stabling Sidings (the Project) comprise permanent works and the necessary temporary works for Hung Hom Station (HUH), Hung Hom Stabling Sidings (HHS), the South Approach Tunnels (SAT) and the North Approach Tunnels (NAT) to the new station, HHS and any reprovisioning remedial and improvement works (RRIW).

Construction works of the Project commenced on 3 June 2013. This is the 62nd Monthly Environmental Monitoring and Audit (EM&A) Report presenting the EM&A works carried out during the period from 1 to 31 July 2018 in accordance with the EM&A manual.

During the reporting month, the following activity took place for the Project:

- Drainage works/Building Service works at G.L J of HUH
- Platform ABWF and E&M works at HUH
- Modification works at Concourse level, mid-level walkway

Landscape and Visual Monitoring

Bi-weekly inspection of the implementation of landscape and visual mitigation measures was conducted on 17 and 25 July 2018. All necessary mitigation measures have been implemented by the Contractor.

Air Quality Monitoring

Air quality (24-hour TSP) monitoring was carried out on 6, 12, 18, 24 and 30 July 2018. No exceedance of Action and Limit Level of 24-hour TSP monitoring was recorded at the monitoring location in the reporting month.

Noise Quality Monitoring

Construction airborne noise monitoring can be referred to the Monthly EM&A Report for Contract 1111.

Waste Management

Receptacles for collection of general refuse were provided at the site. As advised by the Contractor, 148,530 kg of general refuse was generated from the Project and disposed of at NENT landfill. A total of 330 m^3 inert construction and demolition (C&D) materials were generated from the Project, 70 m^3 was disposed as public fills at TKO137 and 270 m^3 was disposed as public fills at TM38. No chemical waste was disposed. No Type 1 and Type 2 marine sediments were generated from SCL1112. 45,840 kg metals were recycled. No paper/cardboard packaging, plastics or asphalt were recycled from the Project.

Environmental Auditing

A total of 4 weekly environmental site audits were conducted on 5, 12, 19 and 27 July 2018. The IEC joint site audit was undertaken on 19 July 2018.

Complaint, Notification of Summons and Successful Prosecution

No environmental complaint was received during the reporting month.

No summons or prosecution related to the environmental issues were received in the reporting period.

Future Key Issues

Major site activities for the coming reporting month will include:

- Drainage works/Building Service works at G.L J of HUH
- Platform ABWF and E&M works at HUH
- Landscape Works
- Modification works at Concourse level, mid-level walkway

Potential environmental impacts arising from the above construction activities are mainly associated with construction dust, construction noise and waste management.

1 INTRODUCTION

1.1 Project Background

1.1.1 The Shatin to Central Link (SCL) is a designated project (DP) under the Environmental Impact Assessment Ordinance (EIAO). For the purposes of the Environmental Impact Assessment (EIA), five EIA studies have been conducted to cover different sections of the SCL. These are Tai Wai to Hung Hom Section (SCL (TAW-HUH)), Mong Kok East to Hung Hom Section (SCL (MKK-HUH)), Hung Hom to Admiralty Section (SCL (HUH-ADM)), Protection Works at Causeway Bay Typhoon Shelter and Stabling Sidings at Hung Hom Freight Yard (SCL (HHS)).

1.1.2 Three EIA reports are of relevance to Works Contract 1112 (the Project), namely EIA for SCL (TAW-HUH) (Register No. AEIAR-167/2012), EIA for SCL (MKK-HUH) (Register No. AEIAR-165/2012) and EIA for SCL (HHS) (Register No. AEIAR-164/2012). These were submitted and subsequently approved with conditions by the Environmental Protection Department (EPD) on 17 March 2012. Two Environmental Permits (EPs), Environmental Permit No. EP-437/2012 for SCL (MKK-HUH) and Environmental Permit No. EP-438/2012 for SCL (TAW-HUH) were subsequently obtained on 22 March 2012. An application for variation of the EP for SCL (TAW-HUH) was approved and a varied EP (EP No. EP-438/2012/K) was issued by Director of Environmental Protection (DEP) on 4 October 2016. An application for variation of the EP for SCL (MKK-HUH) was approved and a varied EP (EP No. EP-437/2012/A) was issued on 28 November 2017.

1.1.3 Construction of the SCL has been divided into a number of works contracts. This Works Contract 1112 was awarded to Leighton Contractors (Asia) Limited (the Contractor) in March 2013. Leighton has engaged SMEC Asia Limited as the Environmental Team under the EIAO for Works Contract 1112.

1.2 Purpose of the Report

1.2.1 This is the 62nd EM&A report which summarizes the monitoring results and audit findings during the reporting period from 1 to 31 July 2018.

1.3 Report Structure

- Section 1: Introduction
- Section 2: Project Information
- Section 3: Environmental Monitoring Parameters
- Section 4: Implementation Status of Environmental Mitigation Measures
- Section 5: Monitoring Results
- Section 6: Environmental Site Inspection and Audit
- Section 7: Environmental Non-conformance
- Section 8: Future Key Issues
- Section 9: Conclusions and Recommendations

2 PROJECT INFORMATION

2.1 General Site Description

2.1.1 The works under Works Contract 1112 comprise permanent works and the necessary temporary works for Hung Hom Station (HUH), Hung Hom Stabling Sidings (HHS), the South Approach Tunnels (SAT) and the North Approach Tunnels (NAT) to the new station, HHS and any reprovisioning remedial and improvement works (RRIW). The major permanent works under Works Contract 1112 generally comprise the following:

- New HUH integrated with the existing HUH station, with associated entrances, ventilation facilities, plant rooms, other ancillary facilities, and ABWF works.
- Modification of the existing HUH station to allow interchange between Existing East Rail Line and SCL(TAW-HUH), and between SCL(MKK-HUH) and SCL(TAW-HUH) comprising alteration and addition works at podium level, mid-level, and platform level.
- Running tunnels of the SCL(TAW-HUH) at the south and north ends of the new HUH to the existing stub tunnel of Existing West Rail and interface with Works Contract 1111.
- Running tunnels of the SCL(MKK-HUH) at the south and north ends of the new HUH to the proposed North Ventilation Building and interface with Works Contract 1111.
- Extensive underpinning and modification of the existing podium structure of HUH and the Hong Kong Coliseum, and associated protection works.
- Diversion, modification and dismantling of existing building services associated with underpinning and modification of existing structures.
- Demolition and clearance of the majority of the existing Hung Hom Freight Terminal infrastructure.
- Protection, diversion, and modification of utilities and services.
- Launching and retrieval track connecting the SCL(TAW-HUH) to HHS from the turnout close to WRL at the south and interface with Works Contract 1111 at the north.
- CLP Transformer Building.
- Demolition of the existing International Mail Centre adjacent to Salisbury Road, the MTR Freight Operations Building within the southern end of the Hung Hom Freight Terminal, and other ancillary buildings.
- Reconstruction of Cheong Wan Road Viaduct.
- Civil, BS and ABWF provisions for designated and interfacing contracts.
- Landscape works.
- Modification to various parts of existing disused Freight Yard structure for provision of HHS, comprising alteration and addition works at underground level, ground level, mezzanine level and podium level including new accommodation and plant areas and stablings and associated track provisions connecting to the interface with Works Contract 1111.
- Extensive underpinning of the podium structures above the existing disused Freight Yard for provision of HHS and its associated works.
- Construct part of the shunting track.
- Construct the emergency track and its associated works which connect the stabling siding to the mainline which run parallel with the northern approach of HUH.
- Construct the semi-enclosed noise enclosure and its associated works over the entire HHS north fan area.
- Preparation works, operation, and reinstatement of an additional storage area near Muk Chui Street, Kai Tak.

2.1.2 The works area for the Works Contract 1112 is shown in ***Appendix A***.

2.2 Construction Programme and Activities

2.2.1 The summary of construction programme is presented in ***Appendix B***.

2.2.2 The major construction activities carried out by the Contractor in the reporting period are summarized as below:

- Drainage work/Building Service work at G.L J of HUH
- Platform ABWF and E&M works at HUH
- Modification works at Concourse level, mid-level walkway

2.3 Project Organisation

2.3.1 The project organization structure is presented in ***Appendix C***. The contact names and numbers for key personnel of the Project are summarized in ***Table 2-1***.

Table 2-1 Contact Information of Key Personnel

COMPANY	POSITION	NAME	TELEPHONE	FAX
MTR	Construction Manager	Mr Michael FU	3127 6201	3127 6422
	SCL Project Environmental Team Leader	Ms Lisa POON	3127 6295	2993 7577
Meinhardt	Independent Environmental Checker	Mr Fredrick LEONG	2859 1739	2540 1580
Leighton	Environmental Manager	Mr Kevin HARMAN	3973 0270	2356 9355
SMEC	ET Leader	Ms Vivian CHAN	3995 8140	3995 8101

2.4 Status of Environmental Licences, Notification and Permits

2.4.1 A summary of the relevant permits, licences, and/or notifications on environmental protection for this Project is presented in ***Table 2-2***.

Table 2-2 Status of Environmental Licenses, Notification and Permits

PERMIT / LICENCE NO. / NOTIFICATION / REFERENCE NO.	VALID PERIOD		STATUS	REMARK
	From	To		
Environmental Permit				
EP-437/2012/A	28 Nov 2017	-	Valid	EP for SCL (MKK-HUH)
EP-438/2012/K	4 Oct 2016	-	Valid	EP for SCL (TAW-HUH)
Construction Noise Permit				
GW-RE0132-18	28 Feb 2018	27 Aug 2018	Valid	Works for SAT, NAT and Under Podium
GW-RE0192-18	23 Mar 2018	19 Aug 2018	Valid	Operation of Mobile Crane near Oi Sen Path
GW-RE0334-18	8 May 2018	10 July 2018	Valid until cancellation on 10 July 2018	Wire Mesh Installation around Cooling Tower near WRL Portal
GW-RE0387-18	5 Jun 2018	14 Jul 2018	Valid until cancellation	External work for Concourse involving TTM + Mid-level Walkway+

PERMIT / LICENCE NO. / NOTIFICATION / REFERENCE NO.	VALID PERIOD		STATUS	REMARK
	From	To		
			on 14 July 2018	Installation of Instrument near NAT Track + Painting outside Concourse for North East Corner+ Protective Barrier Removal adjoining NAT
GW-RE0455-18	30 Jun 2018	29 Dec 2018	Valid	Works in Concourse
GW-RE0452-18	1 Jul 2018	30 Dec 2018	Valid	EWL Stitch Joint Reconstruction Work (Including Shunt Neck Track) Extend Evening Time without Noise Mitigation
GW-RE0467-18	5 Jul 2018	29 Sep 2018	Valid	External work for Concourse involving TTM + Mid-level Walkway+ Installation of Instrument near NAT Track + Painting outside Concourse for North East Corner+ Protective Barrier Removal adjoining NAT
Wastewater Discharge License				
WT00027487-2017	21 Apr 2017	30 Jun 2018	Valid	-
EPD Receipt Ref. No. 434982	-	-	Under EPD Process	Renewal application submitted on 25 Jun 2018
Chemical Waste Producer Registration				
5213-213-L2603-03	28 Jun 2013	-	Valid	-
Billing Account for Construction Waste Disposal				
7017179	27 Mar 2013	-	Active Account	-
Notification Under Air Pollution Control (Construction Dust) Regulation				
357078	18 Mar 2013	-	Notified	-
Notification of Asbestos Abatement Works				
AX141187	11 Oct 2014 (earliest commencement date)	-	Notified	Demolition of International Mail Centre, 80 Salisbury Road, Hung Hom
AX141235	27 Oct 2014 (earliest commencement date)	-	Notified	Demolition of Freight Operation Building, MTR Hung Hom Depot

3 ENVIRONMENTAL MONITORING PARAMETERS

3.1 Landscape and Visual Impact Monitoring

3.1.1 In accordance with the EM&A Manual, the landscape and visual mitigation measures shall be implemented and a site inspection shall be conducted once every two weeks throughout the construction period.

3.2 Air Quality Monitoring

Parameter, Frequency and Duration

3.2.1 In accordance with the EM&A Manual, 24-hour Total Suspended Particulates (TSP) level at the designated air quality monitoring station is required throughout the construction period. The monitoring parameters and frequency are provided in ***Table 3-1***.

Table 3-1 Air Quality Monitoring Parameters and Frequency

PARAMETER	FREQUENCY
1-hour TSP	3 times in every 6 days when one documented valid complaint is received
24-hour TSP [1]	Once per 6 days

Note:

1. 24-hour TSP will be conducted when project-related construction activities are being undertaken within a radius of 500m from monitoring stations.

Monitoring Location

3.2.2 One air quality monitoring station was set up at the location in accordance with the approved EM&A Manuals. The location of the construction dust monitoring station is summarised in ***Table 3-2*** and shown in ***Appendix D***.

3.2.3 The monitoring location of AM2 has been located on the roof of the Site Office Building next to Harbourfront Horizon since 19 March 2014.

Table 3-2 Air Quality Monitoring Location

ID	LOCATION
AM2 [1]	Harbourfront Horizon [2]

Note:

1. Different IDs were used in various EM&A Manuals for dust monitoring location at Harbourfront Horizon, DMS-12 was used in EM&A Manual for SCL(TAW-HUH), AM2 were used in EM&A Manual and EIA report for SCL(MKK-HUH), and DMS-1 Works Contract 1112 were used in EM&A Manual and EIA report for HHS. For ease of future reference, AM2 will be adopted for EM&A reporting for Works Contract 1112 when referring to this monitoring location.
2. Air quality monitoring location at Harbourfront Horizon is the same as monitoring station CD6a as proposed in the EM&A Manual for "Kwun Tong Line Extension (KTE)". Access to Harbourfront Horizon was rejected by the owner during preparation for baseline monitoring for the KTE in early 2011. A representative monitoring location at the adjacent Finger Pier, at about 25m from Harbourfront Horizon, was adopted as an alternative monitoring location for KTE. This monitoring location is considered

the most appropriate alternative monitoring location for AM2 and have been adopted for dust monitoring for Contract 1112.

Monitoring Equipment

3.2.4 The air quality monitoring was performed using High Volume Sampler (HVS). The HVS meets all the requirements of the EM&A Manual. Detail of the HVS used in air quality monitoring is provided in ***Table 3-3***.

Table 3-3 Air Quality Monitoring Equipment

EQUIPMENT	BRAND AND MODEL	SERIAL NUMBER
High Volume Sampler	GS-2310 Accu-vol	694-0665
Calibration Kit	Tisch (TE-5025A)	1612

3.2.5 The HVS were calibrated in every six months interval using calibration kit which is re-calibrated by the manufacturer after one year of use. The calibration certificate of the calibration kit and the calibration spreadsheet of the HVS is provided in ***Appendix E***.

Monitoring Procedures

3.2.6 Specifications of HVS are as follow:

i. 0.6 - 1.7m3 per minute adjustable flow range

ii. Equipped with a timing / control device with +/- 5 minutes accuracy for 24 hours operation

iii. Installed with elapsed-time meter with +/- 2 minutes accuracy for 24 hours operation

iv. Capable of providing a minimum exposed area of 406cm2

v. Flow control accuracy: +/- 2.5% deviation over 24-hour sampling period

vi. Equipped with a shelter to protect the filter and sampler

vii. Incorporated with an electronic mass flow rate controller or other equivalent devices

viii. Equipped with a flow recorder for continuous monitoring

ix. Provided with a peaked roof inlet

x. Incorporated with a manometer

xi. Able to hold and seal the filter paper to the sampler housing at horizontal position

xii. Easily changeable filter and

xiii. Capable of operating continuously for a 24-hour period.

3.2.7 Preparation of Filter Papers

i. Glass fibre filters, G810 were labelled and sufficient filters that were clean and without pinholes were selected.

ii. All filters were equilibrated in the conditioning environment for 24 hours before weighing. The conditioning environment temperature was around 25°C and not variable by more than ±3 °C; the relative humidity (RH) was < 50% and not variable by more than ±5%. A convenient working RH was 40%.

iii. All filter papers were prepared and analysed by ALS Technichem (HK) Pty Ltd., which is a HOKLAS accredited laboratory and has comprehensive quality assurance and quality control programmes.

3.2.8 Field Monitoring

i. The power supply was checked to ensure the HVS works properly.

ii. The filter holder and the area surrounding the filter were cleaned.

iii. The filter holder was removed by loosening the four bolts and a new filter, with stamped number upward, on a supporting screen was aligned carefully.

iv. The filter was properly aligned on the screen so that the gasket formed an airtight seal on the outer edges of the filter.

v. The swing bolts were fastened to hold the filter holder down to the frame. The pressure applied was sufficient to avoid air leakage at the edges.

vi. Then the shelter lid was closed and was secured with the aluminium strip.

vii. The HVS was warmed-up for about 5 minutes to establish run-temperature conditions.

viii. A new flow rate record sheet was set into the flow recorder.

ix. On site temperature and atmospheric pressure readings were taken and the flow rate of the HVS was checked and adjusted at around 1.3 m3/min, and complied with the range specified in the EM&A Manual (i.e. 0.6-1.7 m3/min).

x. The programmable digital timer was set for a sampling period of 24 hrs, and the starting time, weather condition and the filter number were recorded.

xi. The initial elapsed time was recorded.

xii. At the end of sampling, on site temperature and atmospheric pressure readings were taken and the final flow rate of the HVS was checked and recorded.

xiii. The final elapsed time was recorded.

xiv. The sampled filter was removed carefully and folded in half length so that only surfaces with collected particulate matter were in contact.

xv. It was then placed in a clean plastic envelope and sealed.

xvi. All monitoring information was recorded on a standard data sheet.

xvii. Filters were then sent to ALS Technichem (HK) Pty Ltd. for analysis.

Wind Data Monitoring

3.2.9 Average wind data (wind speed and direction) at the King's Park meteorological station during the monitoring period were obtained from the Hong Kong Observatory (HKO) and presented in ***Appendix F***.

Monitoring Schedule

3.2.10 The schedule for environmental monitoring in July 2018 is provided in ***Appendix G***.

3.3 Construction Noise Monitoring

3.3.1 In accordance with the approved EM&A Manuals for SCL (TAW-HUH), SCL (MKK-HUH) and SCL (HHS), construction noise monitoring is required at No. 234-238 Chatham Road North (originally proposed as Wing Fung Building in the approved EM&A Manuals).

3.3.2 Construction airborne noise monitoring requirement details at No. 234 -238 Chatham Road North (NM2) can be referred to the Monthly EM&A Report for Contract 1111.

4 IMPLEMENTATION STATUS OF ENVIRONMENTAL MITIGATION MEASURES

4.1.1 All environmental mitigation measures and requirements as stated in EIA Reports, Environmental Permits and EM&A Manuals are implemented. The implementation status of the environmental mitigation measures for this Works Contract during the reporting period is summarized in ***Appendix H***.

4.1.2 Submissions to EPD during construction stage had been made in accordance with the EP requirements. A summary of EP submission requirements and their status is presented in ***Table 4-1***.

Table 4-1 Summary of Status of Required Submission under EP

REQUIRED SUBMISSION	ENVIRONMENTAL PERMIT	DATE OF SUBMISSION	STATUS
EP Condition 3.4 - Monthly Environmental Monitoring & Audit (EM&A) Report	EP-437/2012/A	13 July 2018	Submitted
	EP-438/2012/K	13 July 2018	Submitted

5 MONITORING RESULTS

5.1 Landscape and Visual

5.1.1 Bi-weekly inspection of the implementation of landscape and visual mitigation measures was conducted on 17 and 25 July 2018. All necessary mitigation measures have been implemented by the Contractor.

5.1.2 The Event and Action Plan for Landscape and Visual Impact Monitoring is provided in ***Appendix I***.

5.2 Air Quality Monitoring

5.2.1 The monitoring results for 24-hour TSP are summarized in ***Table 5-1***. Detailed air quality monitoring results are presented in ***Appendix J***.

Table 5-1 Summary of 24-hour TSP Monitoring Results

ID	AVERAGE (µG/M^3)	RANGE (µG/M^3)	ACTION LEVEL (µG/M^3)	LIMIT LEVEL (µG/M^3)
AM2	47.5	38.3 – 55.5	182	260

5.2.2 No Action and Limit Level exceedance was recorded in the reporting month.

5.2.3 The Event and Action Plan is provided in ***Appendix I***.

5.3 Regular Construction Noise Monitoring

5.3.1 Construction airborne noise monitoring results in the reporting month can be referred to the Monthly EM&A Report for Contract 1111.

5.3.2 The Action and Limit levels for construction noise are summarised in ***Table 5-1***.

Table 5-2 Action and Limit Levels

TIME PERIOD	ACTION LEVEL	LIMIT LEVEL
07:00-19:00 hours on normal weekdays	When one documented valid complaint is received	75dB(A)*

Note:

If works are to be carried out during restricted hours, the conditions stipulated in the construction noise permit issued by the Noise Control Authority have to be followed.

* Reduce to 70 dB(A) for schools and 65 dB(A) during school examination periods.

5.3.3 The Event and Action Plan for construction noise is provided in ***Appendix I***.

5.4 Waste Management

5.4.1 Receptacles for collection of general refuse were provided at the site. As advised by the Contractor, 148,530 kg of general refuse was generated from the Project and disposed of at NENT landfill. A total of 330 m^3 inert construction and demolition (C&D) materials were generated from the Project, 70 m^3 was disposed as public fills at TKO137 and 270m^3 was disposed as public fill at TM38. No chemical waste was disposed. No Type 1 and Type 2 marine sediments were generated from SCL1112. 45,840 metals were recycled. No paper/cardboard packaging, plastics or asphalt were recycled from the Project. The waste flow table and marine sediment flow table were presented in ***Appendix K***.

5.4.2 A billing account for construction waste disposal has been approved and a trip ticket system was implemented to record the waste generated from the Project in the reporting month.

6 ENVIRONMENTAL SITE INSPECTION AND AUDIT

6.1.1 Weekly site audits were conducted by the ET and attended by the ER and the Contractor to monitor the timely implementation of proper environmental management practices and mitigation measures at the site. 4 site audits were carried out on 5, 12, 19 and 27 July 2018 during the reporting month. Representative of the IEC joined the site inspection on 19 July 2018. A summary of the implementation schedule of environmental mitigation measures is provided in ***Appendix H***.

6.1.2 No EPD inspections were conducted during the reporting month.

6.1.3 During the weekly site inspections, no non-conformance was identified. Details of observations recorded during site inspection are summarized in ***Table 6-1***.

Table 6-1 Observations and Recommendations of Site Audits

PARAMETERS	DESCRIPTION	WORKS AREA	OBSERVATION DATE	STATUS
Environmental Permits	EP and CNPs were observed missing. The Contractor should display EP and all CNPs on display board/vehicular site entrances.	Gate 1	19 July 2018	The item was rectified by the Contractor on 27 July 2018.
Air Quality	More than 20 bags of cement were observed uncovered. The Contractor should cover the cement bags with impervious sheeting to prevent dust emission.	NAT	28 June 2018	The item was rectified by the Contractor on 5 July 2018.
	NRMM label was found missing on the loader. The Contractor should ensure provision of NRMM label to all non-road mobile machineries.	HUH Gridline J	19 July 2018	The item was rectified by the Contractor on 27 July 2018.
	Haul road was observed dry. The Contractor should provide sufficient water spraying for dust suppression.	NAT	28 June 2018	The item was rectified by the Contractor on 5 July 2018.
Water Quality	Flexible pipe was observed connected to excavated trench. The Contractor should remove the blue pipe or ensure waster is properly treated prior to discharge.	SAT	19 July 2018	The item was rectified by the Contractor on 27 July 2018.
		HUH Gridline J	27 July 2018	The item will be followed-up in the next reporting month.
	Gullies were observed without sufficient mitigation measures. The Contractor should provide sufficient mitigation measures to avoid	NAT	19 July 2018	The item was rectified by the Contractor on 27 July 2018.

PARAMETERS	DESCRIPTION	WORKS AREA	OBSERVATION DATE	STATUS
	muddy runoff discharge into the gully.			
Waste/ Chemicals Management	Chemical containers were observed without secondary containment. The Contractor should provide secondary containment to all chemical containers to prevent land contamination.	SAT	5 July 2018	The item was rectified by the Contractor on 12 July 2018.
		SAT junction of ST35	5 July 2018	The item was rectified by the Contractor on 12 July 2018.
		NAT	5 July 2018	The item was rectified by the Contractor on 19 July 2018.
	Oil stain was observed on the ground. The Contractor should remove the oil stain and dispose of as chemical waste.	HUH Gridline J35	28 June 2018	The item was rectified by the Contractor on 5 July 2018.

Note:

1. HUH: Hung Hom Station
2. HHS: Hung Hom Stabling Sidings
3. NAT: North Approach Tunnels
4. SAT: South Approach Tunnels
5. HKC: Hong Kong Coliseum
6. NSL: North South Line
7. BoH: Back of House
8. EWL: East West Line

6.1.4 Follow-up actions requested by Contractor's ET and IEC during site inspections were undertaken by the Contractor and the work were confirmed in the following weekly site inspection. Follow-up actions that are still outstanding in the reporting month will be inspected in site inspections in following month, until the corresponding action has been satisfactorily completed by the Contractor.

7 ENVIRONMENTAL NON-CONFORMANCE

7.1 Summary of Monitoring Exceedances

7.1.1 All 24-hour TSP results were below the Action and Limit level at all monitoring locations in the reporting month.

7.2 Summary of Environmental Non-Compliance

7.2.1 No environmental non-compliance event was recorded during the reporting month.

7.3 Summary of Environmental Complaint

7.3.1 Details and cumulative statistics on environmental complaints can be referred to ***Appendix L***.

7.4 Summary of Environmental Summons and Successful Prosecution

7.4.1 No summon was received during the reporting month.

7.4.2 The cumulative statistics on notification of summons and successful prosecutions is provided in ***Appendix L***.

8 FUTURE KEY ISSUES

8.1 Construction Programme for Next Month

8.1.1 The construction programme for the reporting month is provided in ***Appendix B*** and the key issues to be considered in the upcoming months include:

- Drainage works/Building Service works at G.L J of HUH
- Platform ABWF and E&M works at HUH
- Landscape Works
- Modification works at Concourse level, mid-level walkway

8.2 Key Issues for the Coming Months

8.2.1 Potential environmental impacts arising from the above construction activities are mainly associated with construction dust, construction noise and waste management.

8.3 Monitoring Schedule for Next Month

8.3.1 The tentative schedule for environmental monitoring in August 2018 is provided in ***Appendix G***.

9 CONCLUSIONS AND RECOMMENDATIONS

9.1 Conclusions

9.1.1 The construction phase of the Project was commenced on 3 June 2013. The EM&A programme have been implemented to include air quality monitoring and environmental site audits. This is the 62nd Monthly Environmental Monitoring and Audit (EM&A) Report presenting the EM&A works carried out during the period from 1 to 31 July 2018.

9.1.2 5 nos. of 24-hour TSP monitoring were carried out in the reporting month.

9.1.3 No exceedance of the Action and Limit Levels of air quality monitoring was recorded at the designated monitoring stations during reporting period.

9.1.4 Two landscape and visual monitoring and four environmental site audits were conducted in the reporting month. Recommendations on remedial actions were provided to the Contractor for deficiencies identified during the site audits.

9.1.5 The ET will keep track on the EM&A programme to ensure the compliance of environmental requirements and the proper implementation of all necessary mitigation measures.

9.2 Recommendations

Air Quality Impact

- Display EP and all CNPs on display board/vehicular site entrances.

Air Quality Impact

- Cover the cement bags with impervious sheeting to prevent dust emission.
- Ensure provision of NRMM label to all non-road mobile machineries
- Provide sufficient water spraying for dust suppression.

Water Quality Impact

- Remove the blue pipe or ensure waster is properly treated prior to discharge.
- Provide sufficient mitigation measures to avoid muddy runoff discharge into the gully.

Chemical and Waste Management

- Provide secondary containment to all chemical containers to prevent land contamination.
- Remove the oil stain and dispose of as chemical waste.

Appendix A PROJECT WORKS BOUNDARY

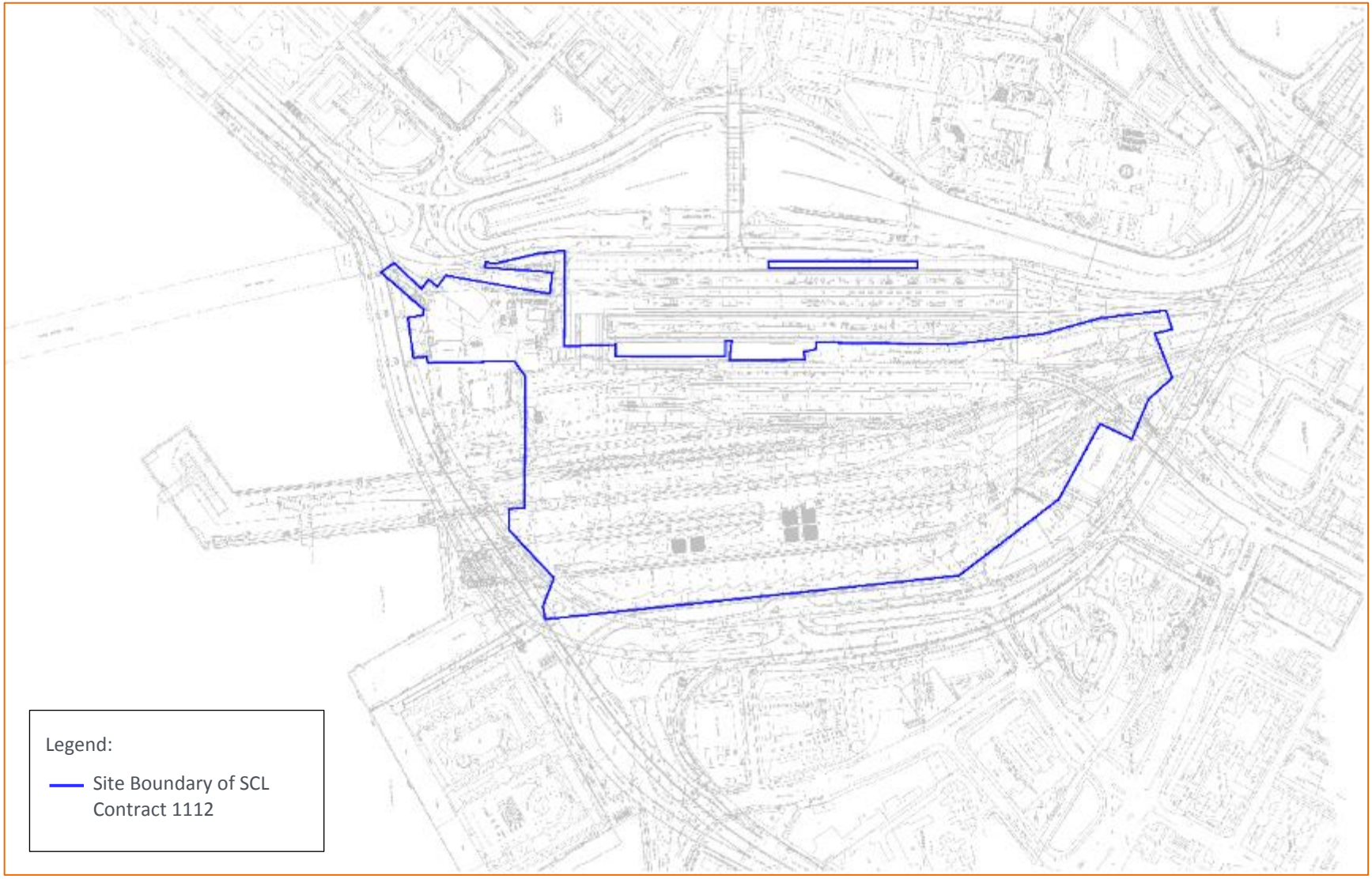
Legend:
Site Boundary of SCL Contract 1112

Appendix B CONSTRUCTION PROGRAM

MTR Shatin to Central Link - Contract 1112

Hung Hom Station and Stabling Sidings

Simplified Works Programme	Duration of Work				
	Aug-18	Sep-18	Oct-18	Nov-18	Dec-18
HUH - Platform ABWF and E&M Remaining Work					
HUH - Drainage Works / Building Service Works at G.L. J					
HHS - HHS Remaining Work including Drainage Work at Gate 3					
Concourse Modification					
Landscape Work					

Appendix C PROJECT ORGANISATION FOR ENVIRONMENTAL WORKS

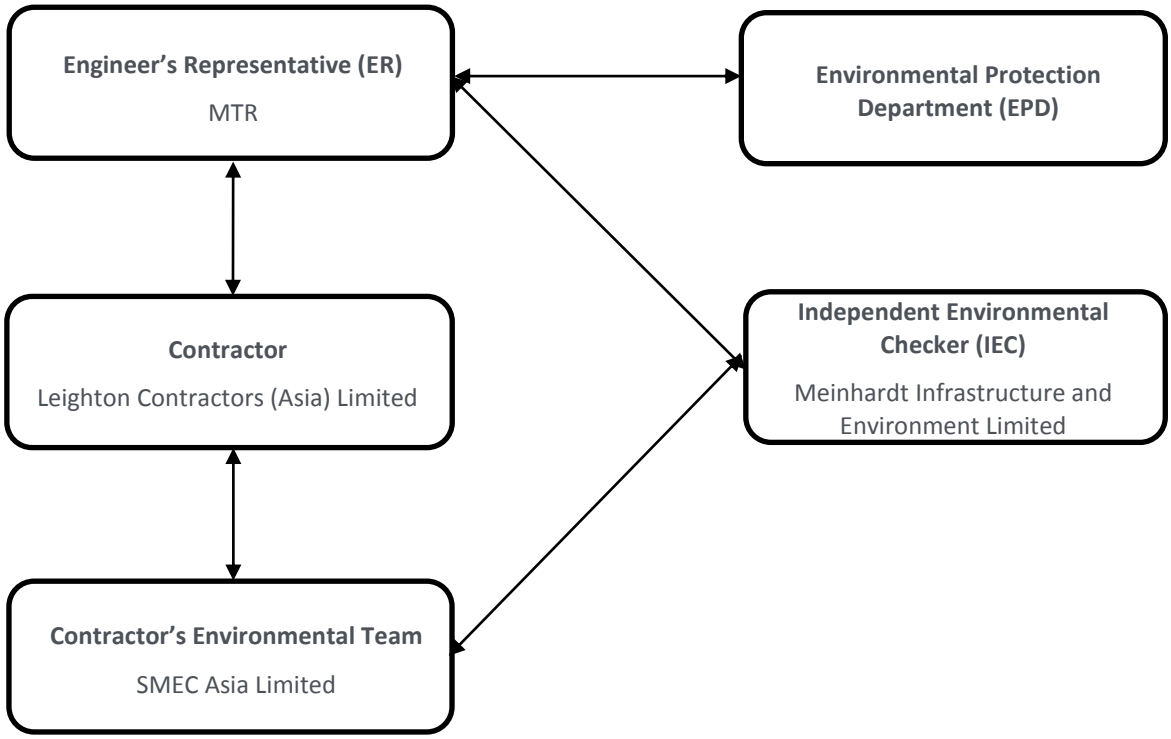
Engineer's Representative (ER)
MTR
Environmental Protection Department (EPD)
Contractor
Leighton Contractors (Asia) Limited
Independent Environmental Checker (IEC)
Meinhardt Infrastructure and Environment Limited
Contractor's Environmental Team
SMEC Asia Limited

Appendix D LOCATION OF AIR QUALITY MONITORING STATION

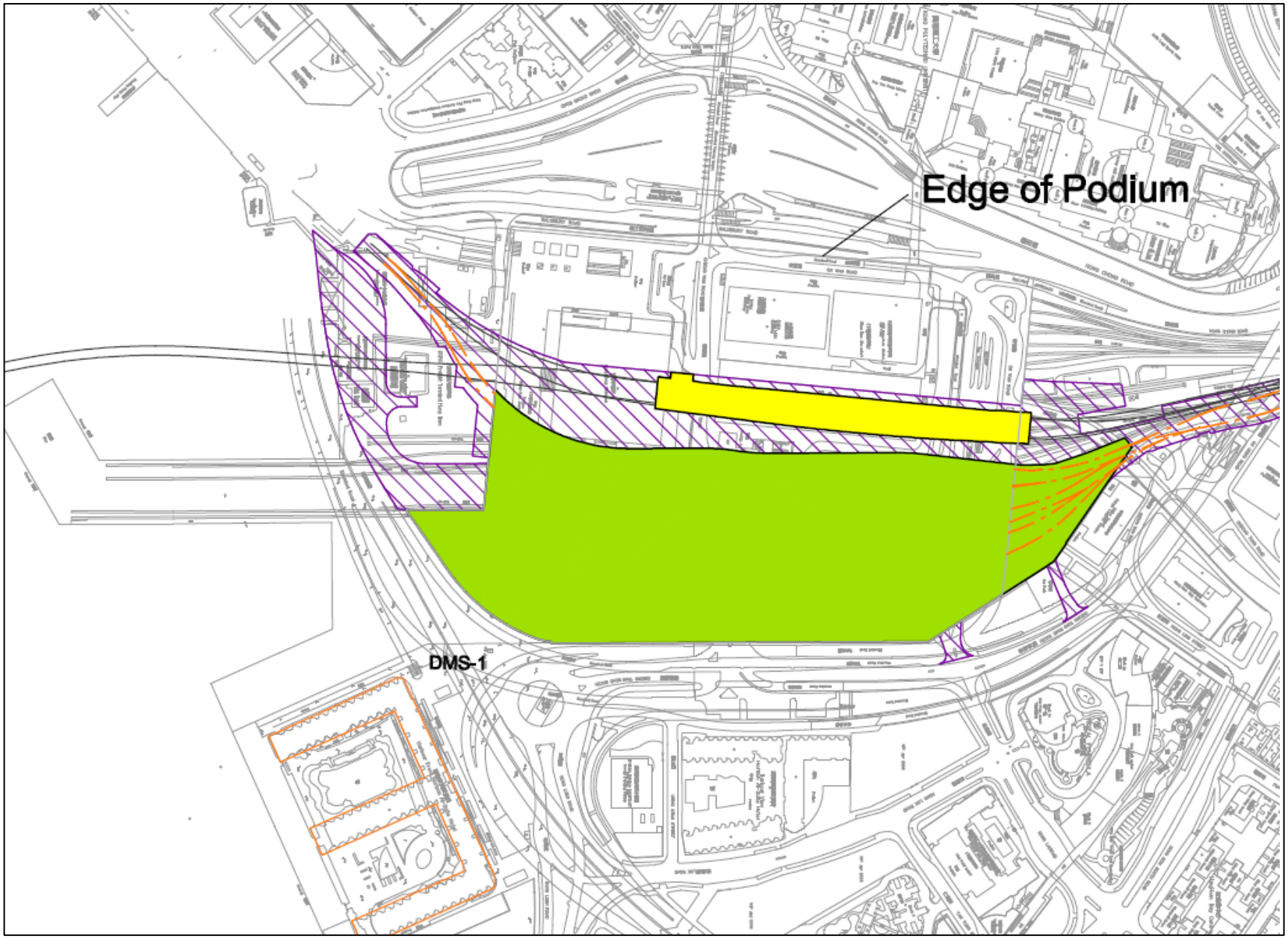
Edge of Podium
DMS-1

Appendix E CALIBRATION CERTIFICATES FOR MONITORING EQUIPMENT

TSP Sampler Calibration

SITE

Location: Hung Hom
Sampler: Hunghom MTR TSP
Serial No 694-0665

Calibration Date: May 15, 2018
Next Calibration Date: July 15, 2018
Tech: Sam Wong

CONDITIONS

Barometric Pressure (in Hg):	39.74	Corrected Pressure (mm Hg):	1009
Temperature (deg F):	86	Temperature (deg K):	303
Average Press. (in Hg):	39.74	Corrected Average (mm Hg):	1009
Average Temp. (deg F):	86	Average Temp. (deg K):	303

-2017-2017-2017-2017-2017

CALIBRATION ORIFICE

Make:	Tisch	Qstd Slope:	2.02017
Model:	TE-5025A	Qstd Intercept:	-0.03691
Serial#:	1612	Date Certified:	February 13, 2018

CALIBRATIONS

Plate or Test #	H2O (in)	Qstd (m3/min)	I (chart)	IC (corrected)	LINEAR REGRESSION	
1	12.00	1.978	58.0	66.29	Slope =	33.2668
2	10.00	1.807	54.0	61.72	Intercept =	1.1171
3	7.80	1.598	48.0	54.86	Corr. coeff.=	0.9992
4	5.00	1.283	38.0	43.43		
5	3.00	0.998	30.0	34.29	# of Observations:	5

Calculations

Qstd = 1/m[Sqrt(H2O(Pa/Pstd)(Tstd/Ta))-b]
IC = I[Sqrt(Pa/Pstd)(Tstd/Ta)]

Qstd = standard flow rate
IC = corrected chart response
I = actual chart response
m = calibrator Qstd slope
b = calibrator Qstd intercept
Ta = actual temperature during calibration (deg K)
Pa = actual pressure during calibration (mm Hg)
Tstd = 298 deg K
Pstd = 760 mm Hg
For subsequent calculation of sampler flow:
1/m((I)[Sqrt(298/Tav)(Pav/760)]-b)

m = sampler slope
b = sampler intercept
I = chart response
Tav = daily average temperature
Pav = daily average pressure

Reviewer: Sam Wong Signature: _____ Date: May 15, 2018

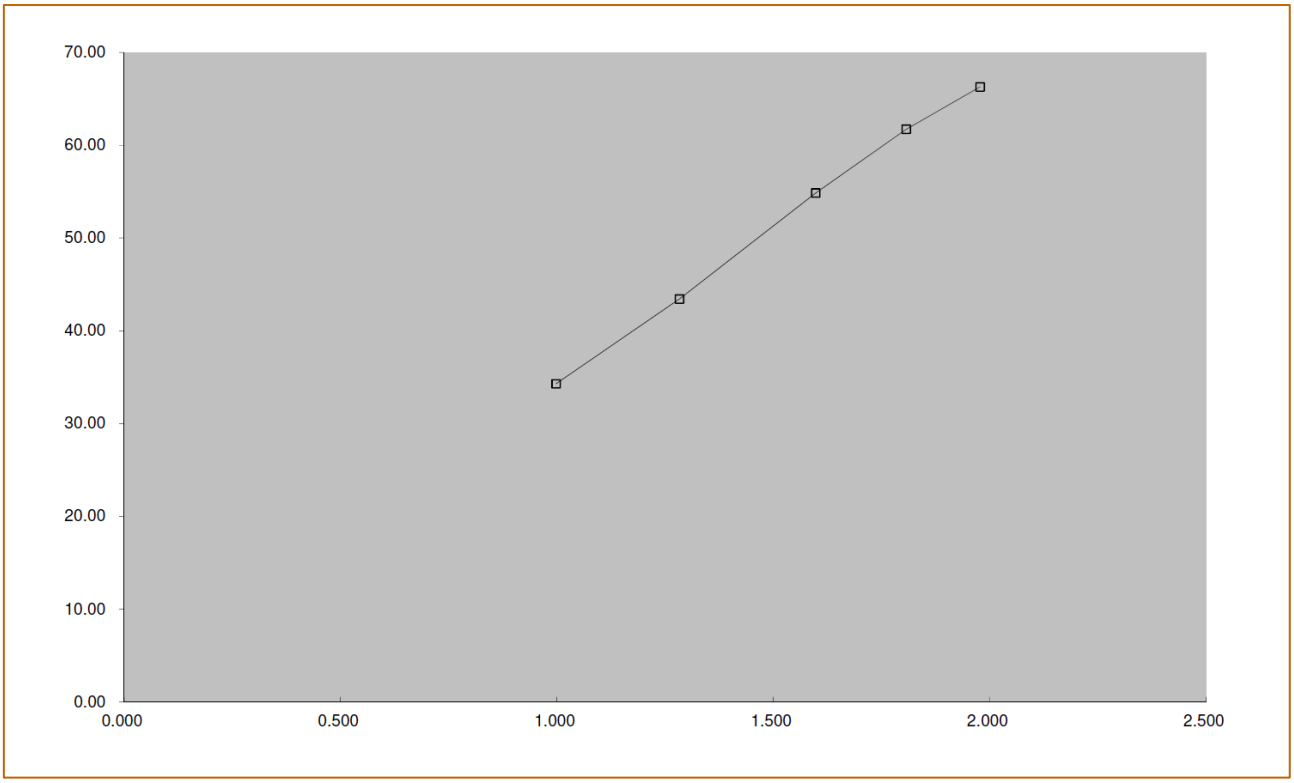
70.00
60.00
50.00
40.00
30.00
20.00
10.00
0.00
0.000
0.500
1.000
1.500
2.000
2.500

TSP Sampler Calibration

SITE

Location: Hung Hom
Sampler: Hunghom MTR TSP
Serial No 694-0665

Calibration Date: July 14, 2018
Next Calibration Date: September 14, 2018
Tech: Sam Wong

CONDITIONS

Barometric Pressure (in Hg):	39.54	Corrected Pressure (mm Hg):	1004
Temperature (deg F):	86	Temperature (deg K):	303
Average Press. (in Hg):	39.54	Corrected Average (mm Hg):	1004
Average Temp. (deg F):	86	Average Temp. (deg K):	303

-2017-2017-2017-2017-2017

CALIBRATION ORIFICE

Make: Tisch
Model: TE-5025A
Serial#: 1612

Qstd Slope: 2.02017
Qstd Intercept: -0.03691
Date Certified: February 13, 2018

CALIBRATIONS

Plate or Test #	H2O (in)	Qstd (m3/min)	I (chart)	IC (corrected)	LINEAR REGRESSION	
1	12.00	1.973	58.0	66.12	Slope =	33.2668
2	10.00	1.803	54.0	61.56	Intercept =	1.1127
3	7.80	1.594	48.0	54.72	Corr. coeff.=	0.9992
4	5.00	1.280	38.0	43.32		
5	3.00	0.996	30.0	34.20	# of Observations:	5

Calculations

Qstd = 1/m[Sqrt(H2O(Pa/Pstd)(Tstd/Ta))-b]
IC = I[Sqrt(Pa/Pstd)(Tstd/Ta)]

Qstd = standard flow rate
IC = corrected chart response
I = actual chart response
m = calibrator Qstd slope
b = calibrator Qstd intercept
Ta = actual temperature during calibration (deg K)
Pa = actual pressure during calibration (mm Hg)
Tstd = 298 deg K
Pstd = 760 mm Hg
For subsequent calculation of sampler flow:
1/m((I)[Sqrt(298/Tav)(Pav/760)]-b)

m = sampler slope
b = sampler intercept
I = chart response
Tav = daily average temperature
Pav = daily average pressure

Reviewer: Sam Wong Signature: Date: July 14, 2018

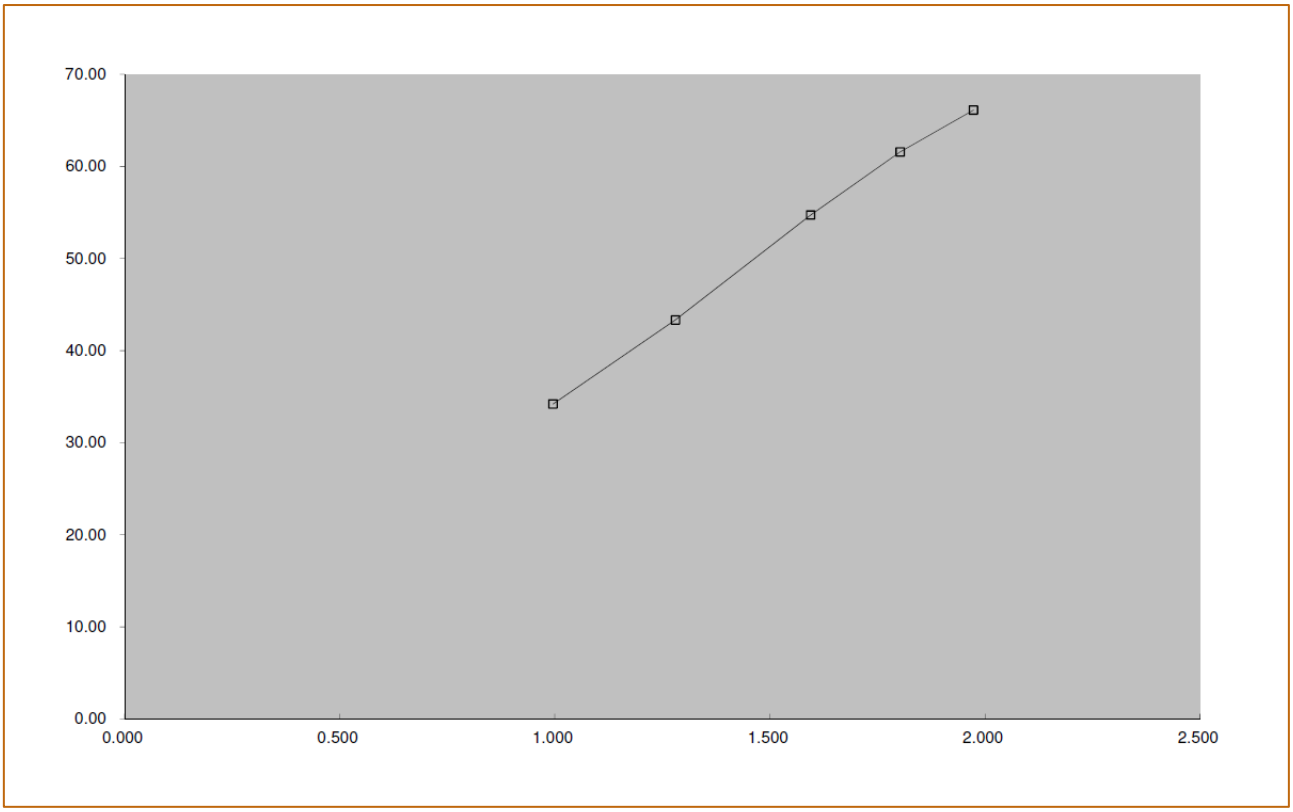
70.00
60.00
50.00
40.00
30.00
20.00
10.00
0.00
0.000
0.500
1.000
1.500
2.000
2.500

TISCH Environmental

RECALIBRATION DUE DATE:
February 13, 2019

Certificate of Calibration

Calibration Certification Information					
Cal. Date:	February 13, 2018	Rootsmeter S/N: 438320	Ta: 293	°K
Operator:	Jim Tisch		Pa: 763.3	mm Hg
Calibration Model #:	TE-5025A	Calibrator S/N: **1612**		

Run	Vol. Init (m3)	Vol. Final (m3)	ΔVol. (m3)	ΔTime (min)	ΔP (mm Hg)	ΔH (in H2O)
1	1	2	1	1.3970	3.2	2.00
2	3	4	1	1.0000	6.3	4.00
3	5	6	1	0.8900	7.9	5.00
4	7	8	1	0.8440	8.7	5.50
5	9	10	1	0.7010	12.6	8.00

Data Tabulation

Vstd (m3)	Qstd (x-axis)	$\sqrt{\Delta H\left(\frac{Pa}{Pstd}\right)\left(\frac{Tstd}{Ta}\right)}$ (y-axis)	Va	Qa (x-axis)	$\sqrt{\Delta H\left(Ta/Pa\right)}$ (y-axis)
1.0172	0.7281	1.4293	0.9958	0.7128	0.8762
1.0130	1.0130	2.0213	0.9917	0.9917	1.2392
1.0109	1.1358	2.2599	0.9896	1.1120	1.3854
1.0098	1.1964	2.3702	0.9886	1.1713	1.4530
1.0046	1.4331	2.8586	0.9835	1.4030	1.7524
QSTD	m=	**2.02017**	**QA**	m=	**1.26500**
	b=	**-0.03691**		b=	**-0.02263**
	r=	**0.99988**		r=	**0.99988**

Calculations

Vstd=	ΔVol((Pa-ΔP)/Pstd)(Tstd/Ta)	**Va=**	ΔVol((Pa-ΔP)/Pa)
Qstd=	Vstd/ΔTime	**Qa=**	Va/ΔTime

For subsequent flow rate calculations:

Qstd= $1/m\left(\left(\sqrt{\Delta H\left(\frac{Pa}{Pstd}\right)\left(\frac{Tstd}{Ta}\right)}\right)-b\right)$

Qa= $1/m\left(\left(\sqrt{\Delta H\left(Ta/Pa\right)}\right)-b\right)$

Standard Conditions	
Tstd:	298.15 °K
Pstd:	760 mm Hg

Key

- ΔH: calibrator manometer reading (in H2O)
- ΔP: rootsmeter manometer reading (mm Hg)
- Ta: actual absolute temperature (°K)
- Pa: actual barometric pressure (mm Hg)
- b: intercept
- m: slope

RECALIBRATION

US EPA recommends annual recalibration per 1998 40 Code of Federal Regulations Part 50 to 51, Appendix B to Part 50, Reference Method for the Determination of Suspended Particulate Matter in the Atmosphere, 9.2.17, page 30

Tisch Environmental, Inc.
145 South Miami Avenue
Village of Cleves, OH 45002

www.tisch-env.cor
TOLL FREE: (877)263-761(
FAX: (513)467-900

Appendix F WIND DATA

6 July 2018

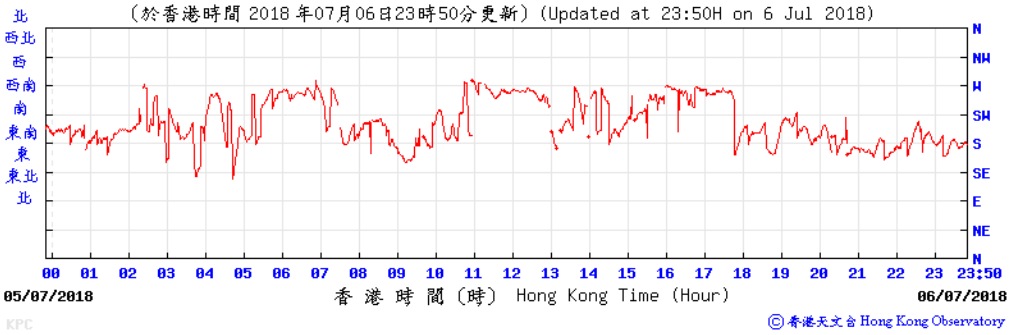

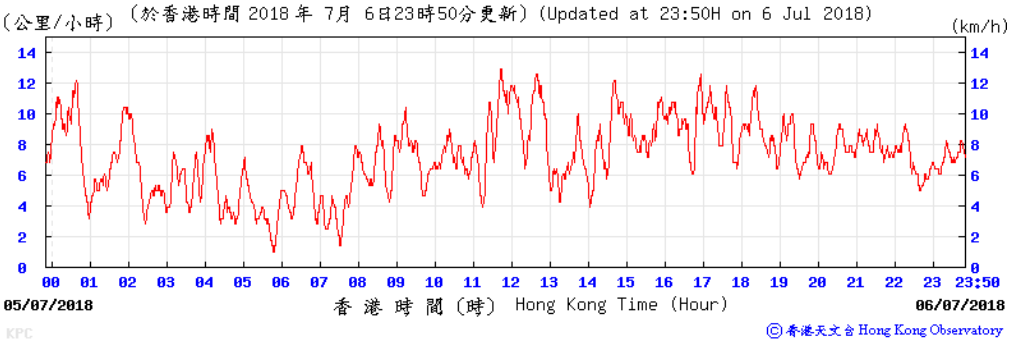

12 July 2018

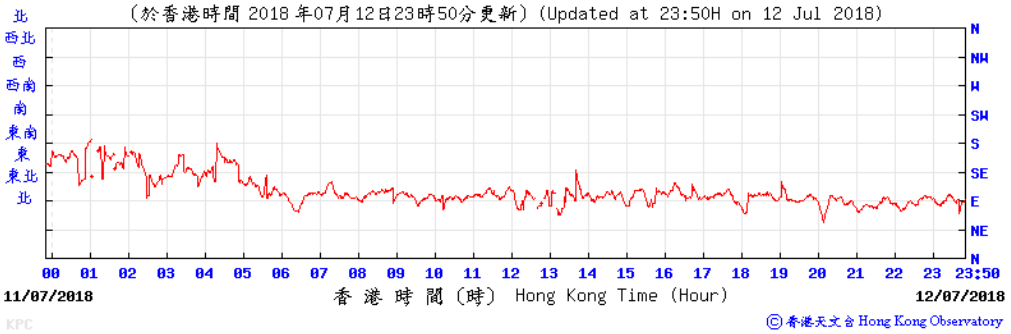

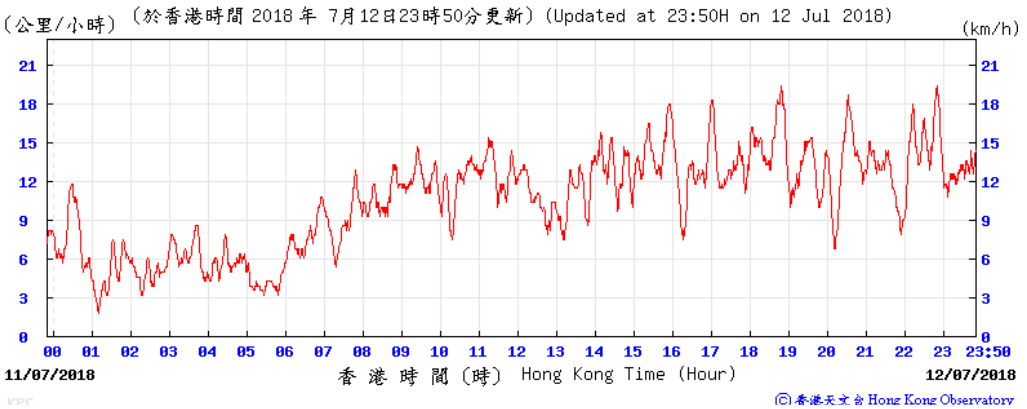

18 July 2018

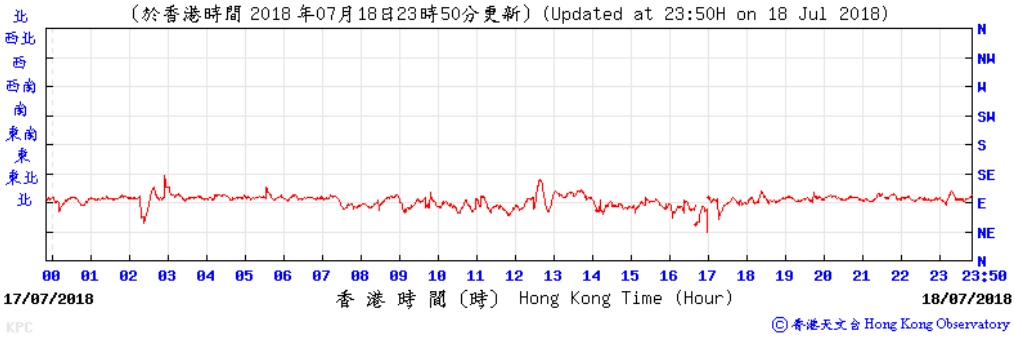

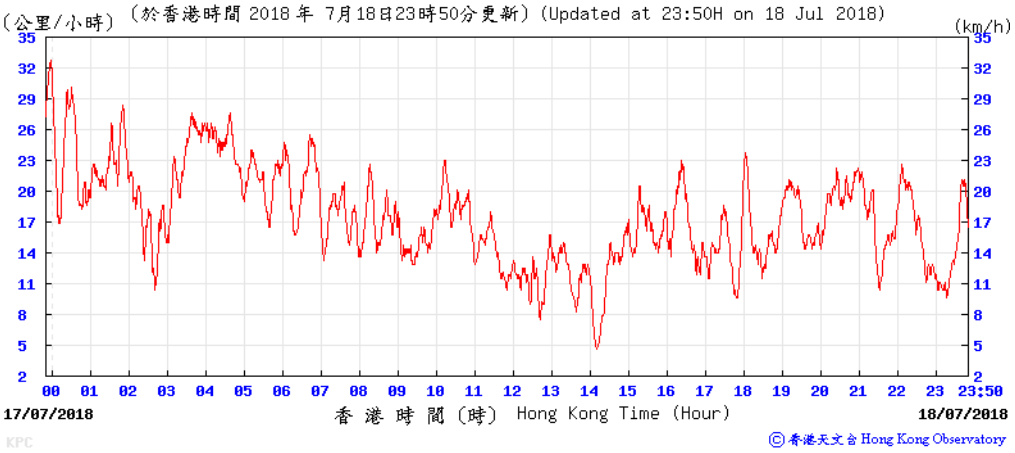

24 July 2018

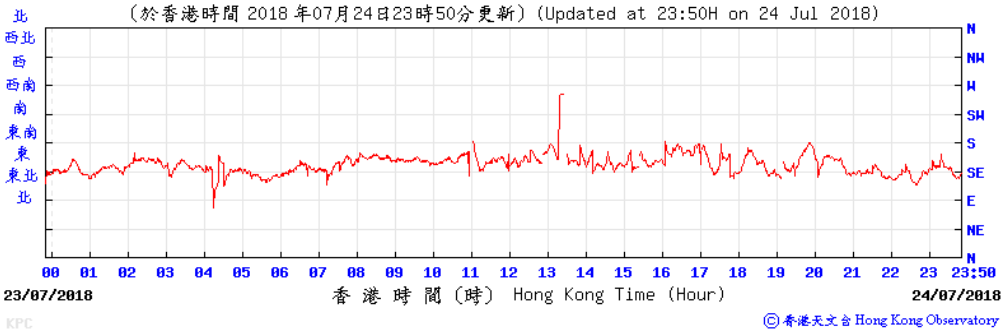

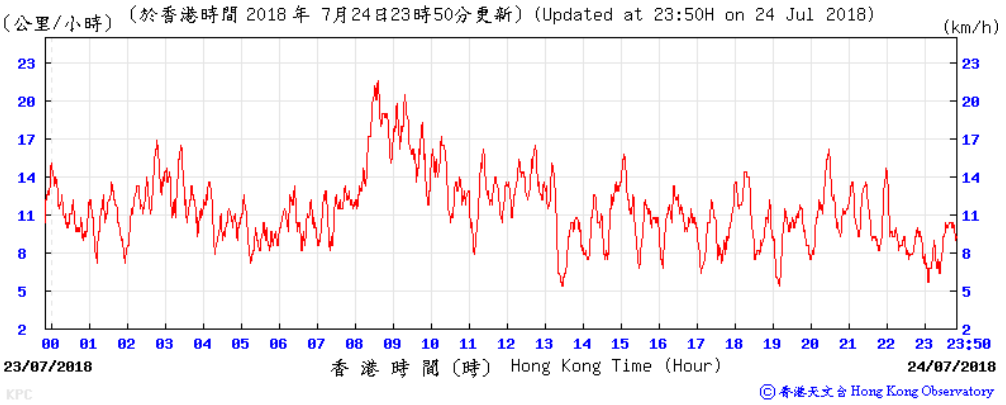

30 July 2018

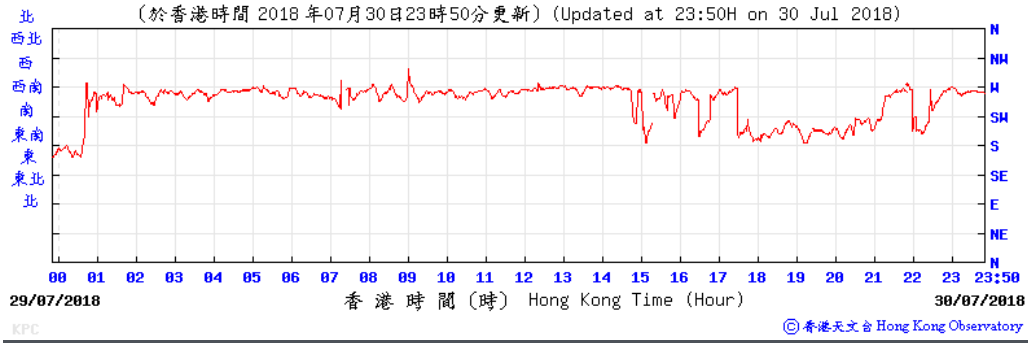
(於香港時間 2018 年07月30日23時50分更新) (Updated at 23:50H on 30 Jul 2018)
北
西北
西
西南
南
東南
東
東北
北
N
NW
W
SW
S
SE
E
NE
N
00 01 02 03 04 05 06 07 08 09 10 11 12 13 14 15 16 17 18 19 20 21 22 23 23:50
29/07/2018
香 港 時 間 (時) Hong Kong Time (Hour)
30/07/2018
KPC
© 香港天文台 Hong Kong Observatory

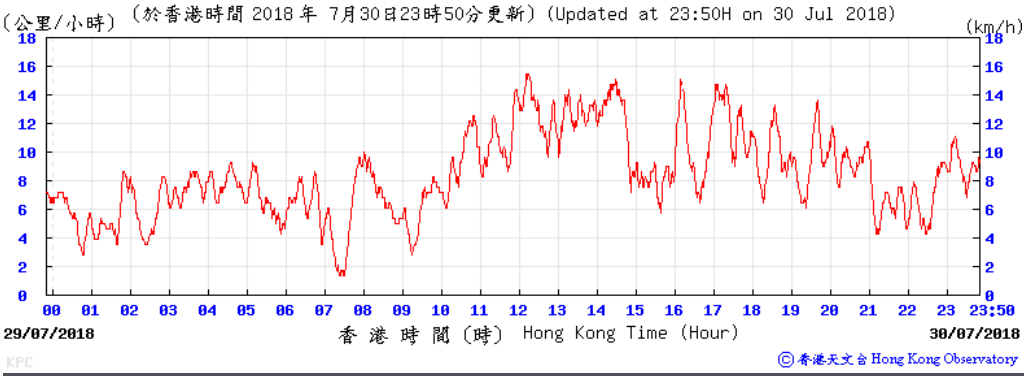
(公里/小時) (於香港時間 2018 年 7月30日23時50分更新) (Updated at 23:50H on 30 Jul 2018)
(km/h)
18
16
14
12
10
8
6
4
2
0
00 01 02 03 04 05 06 07 08 09 10 11 12 13 14 15 16 17 18 19 20 21 22 23 23:50
29/07/2018
香 港 時 間 (時) Hong Kong Time (Hour)
30/07/2018
KPC
© 香港天文台 Hong Kong Observatory

Appendix G ENVIRONMENTAL MONITORING PROGRAMME

Environmental Monitoring Schedule for SCL1112 in July 2018

Sunday	Monday	Tuesday	Wednesday	Thursday	Friday	Saturday
1	2	3	4	5	6 24 hr TSP	7
8	9	10	11	12 24 hr TSP	13	14
15	16	17	18 24 hr TSP	19	20	21
22	23	24 24 hr TSP	25	26	27	28
29	30 24 hr TSP	31				

Environmental Monitoring Schedule for SCL1112 in August 2018

Sunday	Monday	Tuesday	Wednesday	Thursday	Friday	Saturday
			1	2	3	4 24 hr TSP
5	6	7	8	9	10 24 hr TSP	11
12	13	14	15	16 24 hr TSP	17	18
19	20	21	22 24 hr TSP	23	24	25
26	27	28 24 hr TSP	29	30	31	

Appendix H IMPLEMENTATION SCHEDULE OF ENVIRONMENTAL MITIGATION MEASURES

EIA REF.	RECOMMENDED MITIGATION MEASURES FOR WORKS CONTRACT 1112	OBJECTIVES OF THE RECOMMENDED MEASURES & MAIN CONCERNS TO ADDRESS	WHO TO IMPLEMENT THE MEASURES?	LOCATION OF THE MEASURES	WHEN TO IMPLEMENT THE MEASURES?	WHAT REQUIREMENTS OR STANDARDS FOR MEASURES TO ACHIEVE?	STATUS
Landscape & Visual (Construction Phase)							
S6.9.3 and S6.12 of Ref.1; Table 4.9 of Ref. 2; S6.12 of Ref. 3	The following good site practices and measures for minimisation and avoidance of potential impacts are recommended: <u>Re-use of existing soil</u> • For soil conservation, existing topsoil will be re-used where possible for new planting areas within the project. The construction programme will consider using the soil removed from one phase for backfilling another. Suitable storage ground, gathering ground and mixing ground may be set up onsite as necessary. <u>No-intrusion zone</u> • To maximise protection to existing trees, ground vegetation and the associated under storey habitats, construction contracts may designate "No-intrusion Zone" to various areas within the site boundary with rigid and durable fencing for each individual no-intrusion zone. The contractor will closely monitor and restrict the site working staff from entering the "no-intrusion zone", even for indirect construction activities and storage of equipment. <u>Protection of retained trees</u> • All retained trees will be recorded photographically at the commencement of the contract, and carefully protected during the construction period. • The contractor will be required to submit, for approval, a detailed working method statement for the protection of trees prior to undertaking any works adjacent to all retained trees, including trees in contractor's works sites.	Minimise visual and landscape impact	Contractor	Within project site	Construction Stage	EIAO-TM	^ ^ ^ ^
S6.12 of Ref.1; Table 4.9 of Ref. 2; Table 6.9 of Ref. 3	<u>Decorative hoarding</u> • Erection of decorative screen during construction stage to screen off undesirable views of the construction site for visual and landscape sensitive areas. Hoarding will be designed to be compatible with the existing urban context. <u>Management of facilities on work sites</u> • To provide proper management of the facilities on the site, give control on the height and disposition/ arrangement of all facilities on the works site to minimise visual impact to adjacent VSRs. <u>Tree transplanting</u> • Trees of medium to high survival rate that would be affected by the works will be transplanted where possible and practicable.	Minimise the visual and landscape impact of the Project during construction phase	Contractor	Within project site	Detailed design and construction stage	EIAO-TM ETWB TCW 2/2004 ETWB TCW 3/2006	^ ^ ^

EIA REF.	RECOMMENDED MITIGATION MEASURES FOR WORKS CONTRACT 1112	OBJECTIVES OF THE RECOMMENDED MEASURES & MAIN CONCERNS TO ADDRESS	WHO TO IMPLEMENT THE MEASURES?	LOCATION OF THE MEASURES	WHEN TO IMPLEMENT THE MEASURES?	WHAT REQUIREMENTS OR STANDARDS FOR MEASURES TO ACHIEVE?	STATUS
	Tree transplanting proposal including final location for transplanted trees will be submitted separately to seek relevant government department's approval, in accordance with ETWB TCW No 3/2006.						
Air Quality (Construction Phase)							
N.A.	Emission from Vehicles and Plants: • All vehicles shall be shut down in intermittent use. • Only well-maintained plant should be operated on-site and plant should be serviced regularly to avoid emission of black smoke. • All diesel fuelled construction plant within the works areas shall be powered by ultra-low sulphur diesel fuel (ULSD).	Reduce air pollution emission from construction vehicles and plants	Contractor	All constructions sites	Construction stage	Air Pollution Control Ordinance (APCO)	^ * ^
Construction Dust Impact							
S7.6.5 of Ref. 1; S7.6.6 of Ref. 3	The contractor will follow the procedures and requirements given in the Air Pollution Control (Construction Dust) Regulation.	Minimise dust impact at the nearby sensitive receivers	Contractor	All construction sites	Construction stage	APCO To control the dust impact to meet HKAQO and EIAO-TM criteria	^
S5.20, S5.21, S5.50 and Table 5.4 of Ref. 2	Barging Facility: • Unloading of spoils to barge – the unloading process should be undertaken within a 3-sided screen with top tipping hall. Water spraying and flexible dust curtains should be provided at the discharge point for dust suppression. • Transportation of the spoil from the construction sites to the Barging Point – watering once along all paved haul roads to reduce dust emission by 91.7%. This dust suppression efficiency is derived based on the average haul road traffic, average evaporation rate and an assumed application intensity of 1.7 L/m^2 once every working hour. Any potential dust impact and watering mitigation would be subject to the actual site condition. For example, a construction activity that produces inherently wet conditions or in cases under rainy weather, the above water application intensity may not be unreservedly applied. While the above watering frequency is to be followed, the extent of watering may vary depending on actual site conditions but should be sufficient to maintain an equivalent intensity of no less than $1.7L/m^2$ to achieve the removal efficiency. The dust levels would be monitored and managed under an EM&A programme as specified in the EM&A Manual.	To minimize the construction dust impacts to the nearby sensitive receivers	Contractor	Barging point at Hung Hom Freight Pier	Construction stage	APCO	N/A N/A

EIA REF.	RECOMMENDED MITIGATION MEASURES FOR WORKS CONTRACT 1112	OBJECTIVES OF THE RECOMMENDED MEASURES & MAIN CONCERNS TO ADDRESS	WHO TO IMPLEMENT THE MEASURES?	LOCATION OF THE MEASURES	WHEN TO IMPLEMENT THE MEASURES?	WHAT REQUIREMENTS OR STANDARDS FOR MEASURES TO ACHIEVE?	STATUS
	• Vehicles leaving the barging facilities – vehicles would be required to pass through the wheel washing facilities to be provided at site exit.						N/A
S7.6.5 of Ref. 1; S5.50 of Ref. 2; S7.6.6 of Ref. 3	Mitigation measures in form of regular watering under a good site practice will be adopted. Watering once per hour on exposed worksites and haul road will be conducted to achieve dust removal efficiencies of 91.7%. While the above watering frequencies are to be followed, the extent of watering may vary depending on actual site conditions but will be sufficient to maintain an equivalent intensity of no less than 1.8 L/m² to achieve the dust removal efficiency.	Minimise dust impact at the nearby sensitive receivers	Contractor	Active works areas, exposed areas and paved haul roads	Construction stage	APCO To control the dust impact to meet HKAQO and EIAO-TM criteria	*
S7.6.5 of Ref. 1; S5.51 of Ref. 2; S7.6.6 of Ref. 3	• Any excavated or stockpile of dusty material will be covered entirely by impervious sheeting or sprayed with water to maintain the entire surface wet and then removed or backfilled or reinstated where practicable within 24 hours of the excavation or unloading. • Any dusty materials remaining after stockpiles are removed will be wetted and cleared from the surface of roads. • A stockpile of dusty material will not be extended beyond the pedestrian barriers, fencing or traffic cones. • The load of dusty materials on a vehicle leaving a construction site will be covered entirely by impervious sheeting to ensure that the dusty materials do not leak from the vehicle. • Where practicable, vehicle washing facilities with high pressure water jet will be provided at every discernible or designated vehicle exit point. The area where vehicle washing takes place and the road section between the washing facilities and the exit point will be paved with concrete, bituminous materials or hardcore. • When there are open excavation and reinstatement works, hoarding of not less than 2.4m high will be provided and properly maintained as far as practicable along the site boundary with provision for public crossing; Good site practice will also be adopted by the contractor to ensure the conditions of the hoardings are properly maintained in construction period. • The portion of any road leading only to construction site that is within 30m of a vehicle entrance or exit will be kept clear of dusty materials. • Surfaces where any pneumatic or power-driven drilling, cutting, polishing or other mechanical breaking operation takes place will be sprayed with water or a dust suppression chemical continuously.	Minimise dust impact at the nearby sensitive receivers	Contractor	All construction sites	Construction stage	APCO Air Pollution Control (Construction Dust) Regulation To control the dust impact to meet HKAQO and EIAO-TM criteria	^ ^ ^ ^ ^ ^ ^ ^

EIA REF.	RECOMMENDED MITIGATION MEASURES FOR WORKS CONTRACT 1112	OBJECTIVES OF THE RECOMMENDED MEASURES & MAIN CONCERNS TO ADDRESS	WHO TO IMPLEMENT THE MEASURES?	LOCATION OF THE MEASURES	WHEN TO IMPLEMENT THE MEASURES?	WHAT REQUIREMENTS OR STANDARDS FOR MEASURES TO ACHIEVE?	STATUS
	• Any area that involves demolition activities will be sprayed with water or a dust suppression chemical immediately prior to, during and immediately after the activities so as to maintain the entire surface wet. • Where scaffolding is erected around the perimeter of a building under construction, effective dust screens, sheeting or netting will be provided to enclose the scaffolding from the ground floor level of the building, or a canopy will be provided from the first floor level up to the highest level of the scaffolding. • Any skip hoist for material transport will be totally enclosed by impervious sheeting. • Every stock of more than 20 bags of cement or dry pulverised fuel ash (PFA) will be covered entirely by impervious sheeting or placed in an area sheltered on the top and the 3 sides. • Cement or dry PFA delivered in bulk will be stored in a closed silo fitted with an audible high level alarm which is interlocked with the material filling line and no overfilling is allowed. • Loading, unloading, transfer, handling or storage of bulk cement or dry PFA will be carried out in a totally enclosed system or facility, and any vent or exhaust will be fitted with an effective fabric filter or equivalent air pollution control system. • Exposed earth will be properly treated by compaction, turfing, hydroseeding, vegetation planting or sealing with latex, vinyl, bitumen, shotcrete or other suitable surface stabiliser within six months after the last construction activity on the construction site or part of the construction site where the exposed earth lies.						^ N/A ^ * ^ ^ ^
S7.6.5 of Ref. 1; S5.57 of Ref. 2; S7.6.6 of Ref. 3	Implement regular dust monitoring under EM&A programme during the construction stage.	Monitoring of dust impact	Contractor	Harbourfront Horizon	Construction stage	EIAO-TM APCO	^

EIA REF.	RECOMMENDED MITIGATION MEASURES FOR WORKS CONTRACT 1112	OBJECTIVES OF THE RECOMMENDED MEASURES & MAIN CONCERNS TO ADDRESS	WHO TO IMPLEMENT THE MEASURES?	LOCATION OF THE MEASURES	WHEN TO IMPLEMENT THE MEASURES?	WHAT REQUIREMENTS OR STANDARDS FOR MEASURES TO ACHIEVE?	STATUS
Construction Airborne Noise							
S8.3.6 of Ref. 1; S6.61 of Ref. 2; S8.5.6 of Ref. 3	Implement the following good site practices: • Only well-maintained plant will be operated on-site and plant will be serviced regularly during the construction programme. • Machines and plant (such as trucks, cranes) that may be in intermittent use will be shut down between work periods or will be throttled down to a minimum. • Plant known to emit noise strongly in one direction, where possible; be orientated so that the noise is directed away from nearby NSRs. • Silencers or mufflers on construction equipment will be properly fitted and maintained during the construction works. • Mobile plant will be sited as far away from NSRs as possible and practicable. • Material stockpiles, mobile container site office and other structures will be effectively utilised, where practicable, to screen noise from onsite construction activities.	Control construction airborne noise	Contractor	All construction sites where practicable	Construction stage	Annex 5, EIAO-TM	^ ^ ^ ^ ^ ^
S8.3.6 of Ref. 1; S6.68 of Ref. 2; S8.5.6 of Ref. 3	Install temporary hoarding located on the site boundaries between noisy construction activities and NSRs. The conditions of the hoardings will be properly maintained throughout the construction period.	Reduce the construction noise levels at low-level zone of NSRs through partial screening.	Contractor	All construction sites where practicable	Construction stage	Annex 5, EIAO-TM	^
S8.3.6 of Ref. 1; S6.64 – 6.67 and Table 6.20 of Ref. 2; S8.5.6 of Ref. 3	Install movable noise barriers (typical design is wooden framed barrier with a small-cantilevered on a skid footing with 25mm thick internal sound absorptive lining), acoustic mat or full enclosure, screen the noisy plants including air compressor, generators and saw.	Screen the noisy plant items to be used at all construction sites	Contractor	All construction sites where practicable	Construction stage	Annex 5, EIAO-TM	^
S8.3.6 of Ref. 1; S6.62 – 6.63 and Table 6.19 of Ref. 2; S8.5.6 of Ref. 3	The following quiet PME should be used: • Asphalt Paver (SWL=101dB(A)) • Backhoe (SWL=106dB(A)) • Backhoe with Hydraulic Breaker (SWL=110dB(A)) • Concrete lorry mixer (SWL=96dB(A)) • Concrete mixer truck (SWL=96dB(A)) • Concrete Pump (SWL=106dB(A)) • Concrete Pump Truck (SWL=106dB(A)) • Crane, mobile (SWL=94dB(A)) • Crawler Crane (SWL=102dB(A)) • Drill, hand-held (SWL=98dB(A))	Reduce the noise levels of plant items	Contractor	All construction sites where practicable	Construction stage	Annex 5, EIAO-TM	^

EIA REF.	RECOMMENDED MITIGATION MEASURES FOR WORKS CONTRACT 1112	OBJECTIVES OF THE RECOMMENDED MEASURES & MAIN CONCERNS TO ADDRESS	WHO TO IMPLEMENT THE MEASURES?	LOCATION OF THE MEASURES	WHEN TO IMPLEMENT THE MEASURES?	WHAT REQUIREMENTS OR STANDARDS FOR MEASURES TO ACHIEVE?	STATUS
	• Dump truck (SWL=104dB(A)) • Excavator (SWL=106dB(A)) • Flat Bed Lorry (SWL=102dB(A)) • Generator (SWL=95dB(A)) • Giken Piler and Power-pack (SWL=94dB(A)) • Hydraulic breaker (SWL=110dB(A)) • Hydraulic excavator (SWL=106dB(A)) • Lorry (SWL=102dB(A)) • Lorry with crane/ grab (SWL=94dB(A)) • Mini Piling Rig (SWL=112dB(A)) • Piling Rig (SWL=112dB(A)) • Poker, vibrator, hand-held (SWL=98dB(A)) • Road Roller (SWL=101dB(A)) • Rock Drill (SWL = 108dB(A) • Roller (SWL = 101dB(A) • Truck (SWL=103dB(A)) • Vibratory Hammer (SWL=118dB(A))						
S8.3.6 of Ref. 1; S8.5.6 of Ref. 3	Sequencing operation of construction plants where practicable.	Operate sequentially within the same work site to reduce the construction airborne noise	Contractor	All construction sites where practicable	Construction stage	Annex 5, EIAO-TM	^
S8.3.6 of Ref. 1; S8.5.6 of Ref. 3	Implement noise monitoring under EM&A programme.	Monitoring of construction noise impact	Contractor	Wing Fung Building	Construction stage as required by IEC	TM-EIA	^

EIA REF.	RECOMMENDED MITIGATION MEASURES FOR WORKS CONTRACT 1112	OBJECTIVES OF THE RECOMMENDED MEASURES & MAIN CONCERNS TO ADDRESS	WHO TO IMPLEMENT THE MEASURES?	LOCATION OF THE MEASURES	WHEN TO IMPLEMENT THE MEASURES?	WHAT REQUIREMENTS OR STANDARDS FOR MEASURES TO ACHIEVE?	STATUS
Water Quality (Construction Phase)							
S10.7.1 of Ref. 1;S8.41 – 8.39 and S8.50 of Ref. 2; S10.7.1 of Ref. 3	In accordance with the Practice Noise for Professional Persons on Construction Site Drainage, EPD, 1994 (ProPECC PN1/94), construction phase mitigation measures will include the following: <u>Construction runoff and site drainage</u> • At the start of site establishment, perimeter cut-off drains to direct off-site water around the site will be constructed with internal drainage works and erosion and sedimentation control facilities implemented. Channels (both temporary and permanent drainage pipes and culverts), earth bunds or sand bag barriers will be provided onsite to direct stormwater to silt removal facilities. The design of the temporary onsite drainage system will be undertaken by the contractor prior to commencement of construction. • The dikes or embankments for flood protection will be implemented around the boundaries of earthwork areas. Temporary ditches will be provided to facilitate the runoff discharge into an appropriate watercourse, through a site/sediment trap. The sediment/silt traps will be incorporated in the permanent drainage channels to enhance deposition rates. • The design of silt removal facilities will be based on the guidelines in Appendix A1 of ProPECC PN 1/94, which states that the retention time for silt/sand traps will be 5 minutes under maximum flow conditions. Sizes may vary depending upon the flow rate, but for a flow rate of $0.1m^3/s$ a sedimentation basin of $30m^3$ would be required and for a flow rate of $0.5m^3/s$ the basin would be $150m^3$. Detailed design of the sand/silt traps will be undertaken by the contractor prior to the commencement of works. • All exposed earth areas will be completed and vegetated as soon as possible after earthworks have been completed, or alternatively, within 14 days of the cessation of earthworks where practicable. Exposed slope surfaces will be covered by tarpaulin or other means. • All drainage facilities and erosion and sediment control structures will be regularly inspected and maintained to ensure proper and efficient operation at all times and particularly following rainstorms. Deposited silt and grit will be removed regularly and disposed of by spreading evenly over stable, vegetated areas.	To minimize water quality impact from construction site runoff and general construction activities	Contractor	All construction sites where practicable	Construction stage	Water Pollution Control Ordinance (WPCO) ProPECC PN1/94 EIAO-TM TM-Water Technical Memorandum on Effluent Discharge Standard (TM-DSS)	* ^ ^ ^ ^

EIA REF.	RECOMMENDED MITIGATION MEASURES FOR WORKS CONTRACT 1112	OBJECTIVES OF THE RECOMMENDED MEASURES & MAIN CONCERNS TO ADDRESS	WHO TO IMPLEMENT THE MEASURES?	LOCATION OF THE MEASURES	WHEN TO IMPLEMENT THE MEASURES?	WHAT REQUIREMENTS OR STANDARDS FOR MEASURES TO ACHIEVE?	STATUS
	• Measures will be taken to minimise the ingress of site drainage into excavations. If the excavation of trenches in wet periods is necessary, they will be dug and backfilled in short sections wherever practicable. Water pumped out from trenches or foundation excavations will be discharged into storm drains via silt removal facilities. • Open stockpiles of construction materials (for example, aggregates, sand and fill material) of more than 50m^3 will be covered with tarpaulin or similar fabric during rainstorms. • Measures will be taken to prevent the washing away of construction materials, soil, silt or debris into any drainage system. • Manholes (including newly constructed ones) will always be adequately covered and temporarily sealed so as to prevent silt, construction materials or debris being washed into the drainage system and storm runoff being directed into foul sewers. • Precautions be taken at any time of year when rainstorms are likely, actions to be taken when a rainstorm is imminent or forecasted, and actions to be taken during or after rainstorms are summarised in Appendix A2 of ProPECC PN 1/94. Particular attention will be paid to the control of silty surface runoff during storms, especially areas near steep slopes. • All vehicles and plant will be cleaned before leaving a construction site to ensure no earth, mud, debris and the like is deposited by them on roads. An adequately designed and sited wheel washing facilities will be provided at every construction site exit where practicable. Wash-water will have sand and silt settled out and removed at least on a weekly basis to ensure the continued efficiency of the process. The section of access road leading to, and exiting from, the wheel-wash bay to the public road will be paved with sufficient backfall toward the wheel-wash bay to prevent vehicle tracking of soil and silty water to public roads and drains. • Oil interceptors will be provided in the drainage system downstream of any oil/fuel pollution sources. The oil interceptors will be emptied and cleaned regularly to prevent the release of oil and grease into the storm water drainage system after accidental spillage. A bypass will be provided for the oil interceptors to prevent flushing during heavy rain. • Construction solid waste, debris and rubbish on site will be collected, handled and disposed of properly to avoid water quality impacts.						# ^ ^ * ^ ^ ^ ^

EIA REF.	RECOMMENDED MITIGATION MEASURES FOR WORKS CONTRACT 1112	OBJECTIVES OF THE RECOMMENDED MEASURES & MAIN CONCERNS TO ADDRESS	WHO TO IMPLEMENT THE MEASURES?	LOCATION OF THE MEASURES	WHEN TO IMPLEMENT THE MEASURES?	WHAT REQUIREMENTS OR STANDARDS FOR MEASURES TO ACHIEVE?	STATUS
	• All fuel tanks and storage areas will be provided with locks and sited on sealed areas, within bunds of a capacity equal to 110% of the storage capacity of the largest tank to prevent spilled fuel oils from reaching water sensitive receivers nearby. • All the earth works involving will be conducted sequentially to limit the amount of construction runoff generated from exposed areas during the wet season (April to September) as far as practicable. • Adopt Best Management Practices.						^ ^ ^
S10.7.1 of Ref. 1; S10.7.1 of Ref. 3	<u>Tunnelling works</u> • Cut-and-cover/ open-cut tunnelling work will be conducted sequentially to limit the amount of construction runoff generated from exposed areas during the wet season (April to September) as far as practicable. • Uncontaminated discharge will pass through sedimentation tanks prior to off-site discharge. • The wastewater with a high concentration of SS will be treated (eg, by sedimentation tanks with sufficient retention time) before discharge. Oil interceptors would also be required to remove the oil, lubricants and grease from the wastewater. • Direct discharge of the bentonite slurry (as a result of D-wall and bored tunnelling construction) is not allowed. It will be reconditioned and reused wherever practicable. Temporary storage locations (typically a properly closed warehouse) will be provided on site for any unused bentonite that needs to be transported away after all the related construction activities are completed. The requirements in ProPECC PN 1/94 will be adhered to in the handling and disposal of bentonite slurries.	To minimize construction water quality impact from tunnelling works	Contractor	All tunnelling portion	Construction stage	WPCO ProPECC PN1/94 EIAO-TM TM-Water	^ ^ ^ ^

EIA REF.	RECOMMENDED MITIGATION MEASURES FOR WORKS CONTRACT 1112	OBJECTIVES OF THE RECOMMENDED MEASURES & MAIN CONCERNS TO ADDRESS	WHO TO IMPLEMENT THE MEASURES?	LOCATION OF THE MEASURES	WHEN TO IMPLEMENT THE MEASURES?	WHAT REQUIREMENTS OR STANDARDS FOR MEASURES TO ACHIEVE?	STATUS
S8.68 of Ref. 2; S10.7.1 of Ref. 1	<u>Operation of Barging Facilities</u> The following good practice shall apply for the barging facilities operations: • All barges should be fitted with tight bottom seals to prevent leakage of materials during transport; • Barges or hoppers should not be filled to a level that will cause overflow of materials or polluted water during loading or transportation; • All vessels should be sized so that adequate clearance is maintained between vessels and the seabed in all tide conditions, to ensure that undue turbidity is not generated by turbulence from vessel movement or propeller wash; and • Loading of barges and hoppers should be controlled to prevent splashing of material into the surrounding water. • Mitigation measures as outlined for control of *construction runoff and site drainage* provide above should be applied to minimise water quality impacts from site runoff and open stockpile spoils at the proposed barging facilities where appropriate.	To minimize water quality impact from operation of barging facility	Contractor	All barging facilities	Construction stage	WPCO TM-EIA	N/A N/A N/A N/A N/A
S8.51 – 8.52 of Ref. 2	<u>Bentonite Slurries:</u> • Bentonite slurries used in diaphragm wall construction should be reconditioned and used again wherever practicable. If the disposal of a certain residual quantity cannot be avoided, the used slurry should either be dewatered or mixed with inert fill material for disposal to a public filling area. • If the used bentonite slurry is intended to be disposed of through the public drainage system, it should be treated to the respective effluent standards applicable to foul sewer, storm drains or the receiving waters as set out in the TM-DSS.	To minimize water quality impact from bentonite slurries	Contractor	All works area	Construction stage	WPCO TM-EIA	^ ^
S8.53 – 8.54 of Ref. 2	<u>Wastewater from Building Construction:</u> • Before commencing any demolition works, all sewer and drainage connections should be sealed to prevent building debris, soil, sand etc. from entering public sewers/drains • Wastewater generated from building construction activities including concreting, plastering, internal decoration, cleaning of works and similar activities should not be discharged into the stormwater drainage system. If the wastewater is to be discharged into foul sewers, it should undergo the removal of settleable solids in a silt removal facility, and pH adjustment as washing and general cleaning etc., can minimise water consumption and reduce the effluent discharge volume. If	To minimize water quality impact from building construction	Contractor	All construction sites where practicable	Construction stage	WPCO EIAO-TM	^ N/A

EIA REF.	RECOMMENDED MITIGATION MEASURES FOR WORKS CONTRACT 1112	OBJECTIVES OF THE RECOMMENDED MEASURES & MAIN CONCERNS TO ADDRESS	WHO TO IMPLEMENT THE MEASURES?	LOCATION OF THE MEASURES	WHEN TO IMPLEMENT THE MEASURES?	WHAT REQUIREMENTS OR STANDARDS FOR MEASURES TO ACHIEVE?	STATUS
	monitoring of the treated effluent quality from the works areas is required during the construction phase of the Project, the monitoring should be carried out in accordance with the relevant WPCO licence which is under the ambit of regional office of EPD.						
S8.62 of Ref. 2	Excavation Activities: • The construction programme should be properly planned to minimise soil excavation, if any, in rainy seasons. This prevents soil erosion from exposed soil surfaces. Any exposed soil surfaces should also be properly protected to minimise the potential for dust emission, increased siltation and contamination of runoff. In areas where a large amount of exposed soils exist, earth bunds or sand bags should be provided. Exposed stockpiles should be covered with tarpaulin or impervious sheets at all times. The stockpiles of materials should be placed at locations away from water environment so as to avoid releasing materials into the water bodies. Final surfaces of earthworks should be compacted and protected by permanent work.	To minimize water quality impact from excavation activities	Contractor	All excavation works areas	Construction stage	WPCO EIAO-TM	^
S8.63 of Ref. 2	Diaphragm Wall • The mitigation measures as outlined in the ProPECC PN 1/94 Construction Site Drainage should be implemented to control site run-off and drainage as well as any site effluents generated from the works areas, and to prevent run-off and construction wastes from entering nearby water environment. Proper handling of bentonite slurries used in diaphragm wall construction should be adopted.	To minimize water quality impact from diaphragm walling	Contractor	All diaphragm walling works areas	Construction stage	WPCO EIAO-TM	^
S8.60 – 8.61 of Ref. 2; S10.7.1 of Ref. 3	Sewage effluent Portable chemical toilets are recommended for handling the construction sewage generated by the workforce. A licensed contractor will be employed to provide appropriate and adequate portable toilets and be responsible for appropriate disposal and maintenance.	To minimize water quality from sewage effluent	Contractor	All construction sites where practicable	Construction stage	WPCO TM-Water	^
S8.64 of Ref. 2; S10.7.1 of Ref. 3	Groundwater seepage As some proposed works areas at Hung Hom are near Victoria Harbour, high ground water level regime due to both tidal effects and rainwater infiltration is anticipated. Appropriate measures will be deployed to minimise the intrusion of groundwater into excavation works areas. In case seepage of groundwater occurs, groundwater will be pumped out from the works areas and discharged into the storm system via silt removal facilities. Groundwater from dewatering process will also be discharged into the storm system via silt traps.	To minimize groundwater quality impact from contaminated area	Contractor	Excavation areas where contamination is found.	Construction stage	WPCO TM-Water EIAO-TM	^

EIA REF.	RECOMMENDED MITIGATION MEASURES FOR WORKS CONTRACT 1112	OBJECTIVES OF THE RECOMMENDED MEASURES & MAIN CONCERNS TO ADDRESS	WHO TO IMPLEMENT THE MEASURES?	LOCATION OF THE MEASURES	WHEN TO IMPLEMENT THE MEASURES?	WHAT REQUIREMENTS OR STANDARDS FOR MEASURES TO ACHIEVE?	STATUS
S10.7.1 of Ref. 1; S8.57 – 8.59 of Ref. 2; S10.7.1 of Ref. 3	<u>Accidental spillage</u> To prevent accidental spillage of chemicals, the following is recommended: • Proper storage and handling facilities will be provided. • All the tanks, containers, storage area will be bunded and the locations will be locked as far as possible from the sensitive watercourse and stormwater drains. • The contractor will register as a chemical waste producer if chemical wastes would be generated. Storage of chemical waste arising from the construction activities will be stored with suitable labels and warnings. • Disposal of chemical wastes will be conducted in compliance with the requirements as stated in the Waste disposal (Chemical Waste) (General) Regulation.	To minimize water quality impact from accidental spillage	Contractor	All construction sites where practicable	Construction stage	WPCO ProPECC PN1/94 EIAO-TM TM-Water	* ^ ^ *
S8.72 of Ref.2	Regular site inspections should be undertaken to inspect the construction activities and works areas	To ensure the recommended water quality mitigation measures are properly implemented	Contractor	All construction sites	Construction stage	EIAO-TM WPCO ProPECC PN 1/94 TM-DSS WDO	^

EIA REF.	RECOMMENDED MITIGATION MEASURES FOR WORKS CONTRACT 1112	OBJECTIVES OF THE RECOMMENDED MEASURES & MAIN CONCERNS TO ADDRESS	WHO TO IMPLEMENT THE MEASURES?	LOCATION OF THE MEASURES	WHEN TO IMPLEMENT THE MEASURES?	WHAT REQUIREMENTS OR STANDARDS FOR MEASURES TO ACHIEVE?	STATUS
Waste Management (Construction Phase)							
S11.4.1.1 of Ref. 1; S9.80 – 9.83 of Ref. 2; S11.4.1.1 of Ref.3	Onsite sorting of C&D material Geological assessment will be carried out by competent persons onsite during excavation to identify materials which are not suitable to use as aggregate in structural concrete (eg, volcanic rock, Aplite dyke rock, etc). Volcanic rock and Aplite dyke rock will be separated at the source sites as far as practicable and stored at designated stockpile areas preventing them from delivering to crushing facilities. The crushing plant operator will also be reminded to set up measures to prevent unsuitable rock from ended up at concrete batching plants and be turned into concrete for structural use. Details regarding control measures at source site and crushing facilities will be submitted by the Contractors for the Engineer to review and agree. In addition, site records will also be kept for the types of rock materials excavated and the traceability of delivery will be ensured with the implementation of Trip Ticket System and enforced by site supervisory staff as stipulated under DEVB TC(W) ref: 6/2010 for tracking of the correct delivery to the rock crushing facilities for processing into aggregates. Alternative disposal option for the reuse of volcanic rock and Aplite Dyke rock, etc will also be explored.	Separation of unsuitable rock from ending up at concrete batching plants and be turned into concrete for structural use	Contractor	All construction sites	Construction stage	DEVB TC(W) ref. 6/2010	^
S11.5.1 of Ref.1; S9.72 – 9.74 of Ref. 2; S11.5.1 of Ref.3	Construction and demolition material • Maintain temporary stockpiles and reuse excavated fill material for backfilling and reinstatement. • Carry out onsite sorting. • Make provisions in the Contract documents to allow and promote • The use of recycled aggregates where appropriate. • Adopt 'selective demolition' technique to demolish the existing structures and facilities with a view to recovering broken concrete effectively for recycling purpose, where possible. • Implement a trip-ticket system for each works contract to ensure that the disposal of C&D materials are properly documented and verified. • Implement an enhanced Waste Management Plan similar to ETWBTC (Works) ref 19/2005 – "Environmental Management on Construction Sites" to encourage on-site sorting of C&D materials and to minimize their generation during the course of construction. • In addition, disposal of the C&D materials onto any sensitive locations such as agricultural lands, etc. will be avoided. The contractor will propose the final disposal sites to the Project	Good site practice to minimise the waste generation and recycle the C&D materials as far as practicable so as to reduce the amount for final disposal	Contractor	All construction sites	Construction stage	Land (Miscellaneous Provisions) Ordinance Waste Disposal Ordinance ETWB TCW Ref 19/2005	^ ^ ^ ^ ^ ^ ^ ^

EIA REF.	RECOMMENDED MITIGATION MEASURES FOR WORKS CONTRACT 1112	OBJECTIVES OF THE RECOMMENDED MEASURES & MAIN CONCERNS TO ADDRESS	WHO TO IMPLEMENT THE MEASURES?	LOCATION OF THE MEASURES	WHEN TO IMPLEMENT THE MEASURES?	WHAT REQUIREMENTS OR STANDARDS FOR MEASURES TO ACHIEVE?	STATUS
	Proponent and EPD and get their approval before implementation.						
S11.5.1 of Ref.1; S9.73 of Ref. 2; S11.5.1 of Ref.3	C&D waste • Standard formwork or pre-fabrication will be used as far as practicable in order to minimise the arising of C&D materials. The use of more durable formwork or plastic facing for the construction works will be considered. Use of wooden hoardings will not be used, as in other projects. Metal hoarding will be used to enhance the possibility of recycling. The purchasing of construction materials will be carefully planned in order to avoid over ordering and wastage. • The contractor will recycle as much of the C&D materials as possible onsite. Public fill and C&D waste will be segregated and stored in different containers or skips to enhance reuse or recycling of materials and their proper disposal. Where practicable, concrete and masonry can be crushed and used as fill. Steel reinforcement bar can be used by scrap steel mills. Different areas of the sites will be considered for such segregation and storage.	Good site practice to minimise the waste generation and recycle the C&D materials as far as practicable so as to reduce the amount for final disposal	Contractor	All construction sites	Construction stage	Land (Miscellaneous Provisions) Ordinance Waste Disposal Ordinance ETWB TCW Ref 19/2005	^ ^
S11.5.1 of Ref.1; S9.100-9.102 of Ref.2; S11.5.1 of Ref. 3	General refuse • General refuse generated onsite will be stored in enclosed bins or compaction units separately from construction and chemical wastes. • A reputable waste collector will be employed by the contractor to remove general refuse from the site, separately from construction and chemical wastes, on a daily basis to minimise odour, pest and litter impacts. Burning of refuse on construction sites is prohibited by law. • Aluminium cans will be often recovered from the waste stream by individual collectors if they are segregated and made easily accessible. Separate labelled bins for their deposit will be provided if feasible. • Office wastes will be reduced through the recycling of paper if volumes are large enough to warrant collection. Participation in a local collection scheme will be considered by the contractor.	Minimize production of the general refuse and avoid odour, pest and litter impacts	Contractor	All construction sites	Construction stage	Waste Disposal Ordinance	^ ^ ^ ^

S11.5.1 of Ref.1; S9.84 – 9.93 of Ref. 2	Land-based sediment • The basic requirements and procedures for excavated sediment disposal specified under ETWB TC(W) No. 34/2002 shall be followed. • The Project Proponent should agree in advance with MFC of CEDD on the site allocation. Subject to the final decision by MFC, Type 1 sediments are typically disposed to South Cheung Chau and/or East of Ninepin as open sea disposal while Type 2 sediments are disposed to East Sha Chau as confined marine disposal. • Sampling and Testing Plan(s) should be prepared in accordance with ETWB TC(W) No. 34/2002. Site investigation, based on the Sediment Sampling and Testing Plan(s), should be carried out in order to confirm the disposal arrangements for the proposed excavated sediments. A Sediment Quality Report (SQR) should then be submitted to EPD for agreement prior to the tendering of the construction contract, discussing in details the site investigation, testing results as well as the delineation of each of the categories of excavated materials and the corresponding types of disposal. • The excavated sediments is expected to be loaded onto the dumping trucks and transferred to the barging point where the sediments would be transported via barge to the existing designated disposal sites allocated by the MFC. The excavated sediment would be disposed of according to its determined disposal options and ETWB TC(W) No. 34/2002. • Requirements of the Air Pollution Ordinance (Construction Dust) Regulation, where relevant, shall be adhered to during excavation, transportation and disposal of sediments. • Stockpiling of contaminated sediments should be avoided as far as possible. If temporary stockpiling of contaminated sediments is necessary, the excavated sediment should be covered by tarpaulin and the area should be placed within earth bunds or sand bags to prevent leachate from entering the ground, nearby drains and/or surrounding water bodies. The stockpiling areas should be completely paved or covered by linings in order to avoid contamination to underlying soil or groundwater. Separate and clearly defined areas should be provided for stockpiling of contaminated and uncontaminated materials. Leachate, if any, should be collected and discharged according to the Water Pollution Control Ordinance (WPCO). • In order to minimize the potential odour / dust emissions during excavation and transportation of the sediment, the excavated sediments should be wetted during excavation / material handling and should be properly covered when placed on trucks or barges. Loading of the excavated sediment to the barge should be controlled to avoid splashing and overflowing of the sediment slurry to the surrounding water.	To ensure the sediment is handled and disposed of in a least impacted way and in accordance to the statutory	Contractor	All construction sites	Construction stage	ETWB TC(W) NO. 34/2002 Dumping at Sea Ordinance (DASO) APCO WPCO	N/A N/A N/A N/A N/A N/A N/A

EIA REF.	RECOMMENDED MITIGATION MEASURES FOR WORKS CONTRACT 1112	OBJECTIVES OF THE RECOMMENDED MEASURES & MAIN CONCERNS TO ADDRESS	WHO TO IMPLEMENT THE MEASURES?	LOCATION OF THE MEASURES	WHEN TO IMPLEMENT THE MEASURES?	WHAT REQUIREMENTS OR STANDARDS FOR MEASURES TO ACHIEVE?	STATUS
	• The barge transporting the sediments to the designated disposal sites should be equipped with tight fitting seals to prevent leakage and should not be filled to a level that would cause overflow of materials or laden water during loading or transportation. • In order to minimize the exposure to contaminated materials, workers should, when necessary, wear appropriate personal protective equipment (PPE) when handling contaminated sediments. Adequate washing and cleaning facilities should also be provided on site.						N/A N/A
S11.5.1 of Ref.1; S8.94 – 9.97 of Ref. 2; S11.5.1 of Ref. 3	<u>Chemical waste</u> • Chemical waste that is produced, as defined by Schedule 1 of the Waste Disposal (Chemical Waste) (General) Regulation, will be handled in accordance with the Code of Practice on the Packaging, Labelling and Storage of Chemical Wastes. • Containers used for the storage of chemical wastes will be suitable for the substance they are holding, resistant to corrosion, maintained in a good condition, and securely closed; have a capacity of less than 450L unless the specification has been approved by the EPD; and display a label in English and Chinese in accordance with instructions prescribed in Schedule 2 of the regulation. • The storage area for chemical wastes will be clearly labelled and used solely for the storage of chemical waste; be enclosed on at least 3 sides; have an impermeable floor and bunding of sufficient capacity to accommodate 110% of the volume of the largest container or 20 % of the total volume of waste stored in that area, whichever is the greatest; have adequate ventilation; be covered to prevent rainfall entering; and be arranged so that incompatible materials are adequately separated. • Disposal of chemical waste will be via a licensed waste collector; and be to a facility licensed to receive chemical waste, such as the Chemical Waste Treatment Centre which also offers a chemical waste collection service and can supply the necessary storage containers; or be to a reuser of the waste, under approval from the EPD.	Control the chemical waste and ensure proper storage, handling and disposal.	Contractor	All construction sites	Construction stage	Waste Disposal (Chemical Waste) General) Regulation Code of Practice on the Packaging, Labelling and Storage of Chemical Waste	^ ^ ^ ^
S9.98 – 9.99 of Ref 2	<u>Asbestos wastes</u> • All storage of asbestos waste should be carried out properly in a secure place isolated from other substances so as to prevent any possible release of asbestos fibres into the atmosphere and contamination of other substances. The storage area should bear warning panels to alert people of the presence of asbestos	To ensure the asbestos wastes are handled and disposed of in accordance with the statutory requirements	Contractor	All construction sites	Construction stage	Code of practice on the Handling, Transportation and Disposal of Asbestos Waste	^

EIA REF.	RECOMMENDED MITIGATION MEASURES FOR WORKS CONTRACT 1112	OBJECTIVES OF THE RECOMMENDED MEASURES & MAIN CONCERNS TO ADDRESS	WHO TO IMPLEMENT THE MEASURES?	LOCATION OF THE MEASURES	WHEN TO IMPLEMENT THE MEASURES?	WHAT REQUIREMENTS OR STANDARDS FOR MEASURES TO ACHIEVE?	STATUS
	waste. Collection, transportation and disposal of asbestos waste will follow the trip-ticket system. • Licensed asbestos waste collectors will be appointed to collect the asbestos waste and deliver to the designated landfill for disposal. The Project Proponent should notify to EPD in advance for disposal of asbestos waste. After processing the notification, EPD will issue specific instructions and directions for disposal. The waste producer must strictly follow these directions						N/A

EIA REF.	RECOMMENDED MITIGATION MEASURES FOR WORKS CONTRACT 1112	OBJECTIVES OF THE RECOMMENDED MEASURES & MAIN CONCERNS TO ADDRESS	WHO TO IMPLEMENT THE MEASURES?	LOCATION OF THE MEASURES	WHEN TO IMPLEMENT THE MEASURES?	WHAT REQUIREMENTS OR STANDARDS FOR MEASURES TO ACHIEVE?	STATUS
Land Contamination							
S10.24 – 10.34 of Ref 2	Precautionary measures • Precautionary measures such as visual inspection are recommended to be undertaken during construction activities that disturb soil. The inspection process should involve a visual observation of excavated soils for discolouration and the presence of oils, together with identifying the presence of odours, which may also indicate soil and/or groundwater contamination. • If soil discolouration or the presence of oil/unnatural odour is noted during visual inspection, sampling and testing should also be undertaken to verify the presence of contamination.	To act as a general precautionary measure to screen soils for the presence contamination during construction	Contractor	All construction sites	Construction stage	"Guidance Note for Contaminated Land Assessment and Remediation" "Guidance Manual for Use of Risk-based Remediation Goals for Contaminated Land Management	^ ^
S10.35 of Ref 2	• Potential remediation of contaminated soil • If land contamination is identified, CAR and RAP detailing the proposed remediation works should be prepared. RR should then be prepared and submitted to EPD to demonstrate that the decontamination work is adequate and has been carried out in accordance with the endorsed CAR and RAP. Information such as soil treatment/disposal records (including trip tickets), confirmatory sampling results and photographs should be included in the RR. No construction work should be carried out prior to endorsement of the RR by EPD. • In order to minimise environmental impacts arising from the handling of potentially contaminated materials, the following environmental precautionary measures are recommended to be utilised during the course of any required site remediation: • Excavation profiles must be properly designed and executed with attention to the relevant requirements for environment, health and safety; • Excavation should be carried out during dry season as far as possible to minimise contaminated runoff from contaminated soils; • Supply of suitable clean backfill material is needed after excavation; • If proposed remediation methods employ chemical oxidation methods as the contaminant mass reduction technology, chemicals will be securely and separately stored away from sources of ignition or oxidisable items. Handling will be	To remediate contaminated soil	Contractor	All construction sites	Construction stage	"Guidance Notes for Investigation and Remediation of Contaminated Sites of Petrol Filling Stations, Boatyards and Car Repair /Dismantling Workshop"	N/A N/A N/A N/A N/A N/A

EIA REF.	RECOMMENDED MITIGATION MEASURES FOR WORKS CONTRACT 1112	OBJECTIVES OF THE RECOMMENDED MEASURES & MAIN CONCERNS TO ADDRESS	WHO TO IMPLEMENT THE MEASURES?	LOCATION OF THE MEASURES	WHEN TO IMPLEMENT THE MEASURES?	WHAT REQUIREMENTS OR STANDARDS FOR MEASURES TO ACHIEVE?	STATUS
	undertaken by personnel with appropriate training and Personal Protective Equipment • Vehicles containing any excavated materials should be suitably covered to limit potential dust emissions or contaminated wastewater run-off, and truck bodies and tailgates should be sealed to prevent any discharge during transport or during wet conditions; • Speed control for the trucks carrying coVehicle wheel and body washing facilities at the site's exit points should be established and used; and contaminated materials should be enforced; • Pollution control measures for air emissions e.g. from biopile blower, noise emissions e.g. from blower, and water discharges e.g. runoff control should be implemented and complied with relevant regulations and guidelines.						N/A N/A N/A N/A
S10.36 of Ref 2	The Occupation Safety and Health Ordinance (OSHO) (Chapter 509) and its subsidiary Regulations should be followed by all site personnel working on the site at all times. In addition, the following basic health and safety measures should be implemented as far as possible: Set up a list of safety measures for site workers. Provide written information and training on safety for site workers. Keep a log-book and plan showing the contaminated zones and clean zones. Maintain a hygienic working environment. Avoid dust generation. Provide face and respiratory protection gear to site workers. Provide personal protective clothing (e.g. chemical resistant jackboot, liquid tight gloves) to site workers. Provide first aid training and materials to site workers.	To minimise the potentially adverse effects on health and safety of construction workers during the course of site remediation.	Contractor	All construction sites	Site remediation and prior to construction phase	"Guidance Note for Contaminated Land Assessment and Remediation" "Guidance Manual for Use of Risk-based Remediation Goals for Contaminated Land Management "Occupation Safety and Health Ordinance (Chapter 509)"	N/A
EM&A Project							
S14.2 – 14.4 of Ref. 1; S13.2 – 13.4 of Ref. 3 1.	• An Environmental Team needs to be employed as per this EM&A Manual. • Prepare a systematic EMP to ensure effective implementation of the mitigation measures. • An environmental impact monitoring needs to be implementing by the Environmental Team to ensure all the requirements given in this EM&A Manual are fully complied with.	Perform environmental monitoring & auditing	Contractor	All construction sites	Construction stage	EIAO Guidance Note Ref4/2010 EIAO-TM	^

Remark for Status:

^ Compliance of mitigation measure
+ Non-compliance but rectified by the contractor
N/A Not Applicable
X Non-compliance of mitigation measure
* Recommendation was made during site audit but improved/rectified by the contractor
# Recommendation was made during site audit and improvement/rectification not yet completed by the contractor

Notes:
Ref. 1 – EIA Report for SCL (TAW-HUH)
Ref. 2 – EIA Report for SCL (MKK-HUH)
Ref. 3 – EIA Report for SCL (HHS)

This EMIS contains only those requirements that are relevant to Works Contract 1112 in terms of:

- EM&A required under Works Contract 1112
- Who to implement the measures – the Contractor (Leighton)
- The location of the measures – within and in the vicinity of the Works Contract 1112 Site Boundary
- When to implement the measures – during the design and construction

Appendix I EVENT AND ACTION PLAN

Event and Action Plan for Landscape and Visual Impact Monitoring

EVENT	ET	IEC	ER	CONTRACTOR
Action level				
Non-conformity on one occasion	1. Inform the contractor, the IEC and the ER 2. Discuss remedial actions with the IEC, the ER and the Contractor 3. Monitor remedial actions until rectification has been completed	1. Check inspection report 2. Check the contractor's working method 3. Discuss with the ET, ER and the contractor on possible remedial measures 4. Advise the ER on effectiveness of proposed remedial measures.	1. Confirm receipt of notification of non-conformity in writing 2. Review and agree on the remedial measures proposed by the contractor 3. Supervise implementation of remedial measures	1. Identify source and investigate the non-conformity 2. Implement remedial measures 3. Amend working methods agreed with the ER as appropriate 4. Rectify damage and undertake any necessary replacement
Repeated Non-conformity	1. Identify source 2. Inform the contractor, the IEC and the ER 3. Increase inspection frequency 4. Discuss remedial actions with the IEC, the ER and the contractor 5. Monitor remedial actions until rectification has been completed 6. If non-conformity stops, cease additional monitoring	1. Check inspection report 2. Check the contractor's working method 3. Discuss with the ET and the Contractor on possible remedial measures 4. Advise the ER on effectiveness of proposed remedial measures	1. Notify the contractor 2. In consultation with the ET and IEC, agree with the contractor on the remedial measures to be implemented 3. Supervise implementation of remedial measures.	1. Identify source and investigate the non-conformity 2. Implement remedial measures 3. Amend working methods agreed with the ER as appropriate 4. Rectify damage and undertake any necessary replacement. Stop relevant portion of works as determined by the ER until the non-conformity is abated.

Event and Action Plan for Air Quality

EVENT	ET	IEC	ER	CONTRACTOR
Action level				
1. Exceedance for one sample	1. Inform the IEC, Contractor and ER 2. Discuss with the Contractor, IEC and ER on the remedial measures required 3. Repeat measurement to confirm findings 4. Increase monitoring frequency	1. Check monitoring data submitted by the ET 2. Check Contractor's working method 3. Review and advise the ET and ER on the effectiveness of the proposed remedial measures	1. Confirm receipt of notification of exceedance in writing	1. Identify source(s), investigate the causes of exceedance and propose remedial measures; 2. Implement remedial measures; 3. Amend working methods agreed with the ER as appropriate
2.Exceedance for two or more consecutive samples	1. Inform the IEC, Contractor and ER 2. Discuss with the ER, IEC and Contractor on the remedial measures required 3. Repeat measurements to confirm findings 4. Increase monitoring frequency to daily 5. If exceedance continues, arrange meeting with the IEC, ER and Contractor 6. If exceedance stops, cease additional monitoring	1. Check monitoring data submitted by the ET 2. Check Contractor's working method 3. Review and advise the ET and ER on the effectiveness of the proposed remedial measures	1. Confirm receipt of notification of exceedance in writing 2. Review and agree on the remedial measures proposed by the Contractor 3. Supervise Implementation of remedial measures	1. Identify source and investigate the causes of exceedance 2. Submit proposals for remedial measures to the ER with a copy to ET and IEC within three working days of notification 3. Implement the agreed proposals 4. Amend proposal as appropriate

EVENT	ET	IEC	ER	CONTRACTOR
Limit Level				
1.Exceedance for one sample	1. Inform the IEC, EPD, Contractor and ER 2. Repeat measurement to confirm findings 3. Increase monitoring frequency to daily 4. Discuss with the ER, IEC and contractor on the remedial measures and assess the effectiveness.	1. Check monitoring data submitted by the ET 2. Check the Contractor's working method 3. Discuss with the ET, ER and Contractor on possible remedial measures 4. Review and advise the ER and ET on the effectiveness of Contractor's remedial measures.	1. Confirm receipt of notification of exceedance in writing 2. Notify the Contractor, IEC and ET 3. Review and agree on the remedial measures proposed by the Contractor 4. Supervise implementation of remedial measures.	1. Identify source(s) and investigate the causes of exceedance 2. Take immediate action to avoid further exceedance 3. Submit proposals for remedial measures to ER with a copy to ET and IEC within three working days of notification 4. Implement agreed proposals 5. Amend proposal if appropriate.
2.Exceedance for two or more consecutive samples	1. Notify IEC, Contractor & EPD 2. Repeat measurement to confirm findings 3. Increase monitoring frequency to daily 4. Carry out analysis of the Contractor's working procedures with the ER to determine possible mitigation to be implemented 5. Arrange meeting with the IEC, Contractor and ER to discuss the remedial measures to be taken 6. Review the effectiveness of the Contractor's remedial measures and keep IEC, EPD and ER informed of the results 7. If exceedance stops, cease additional monitoring.	1. Check monitoring data submitted by the ET 2. Check the Contractor's working method 3. Discuss with ET, ER, and Contractor on the potential remedial measures 4. Review and advise the ER and ET on the effectiveness of Contractor's remedial measures.	1. Confirm receipt of notification of exceedance in writing 2. Notify the Contractor, IEC and ET 3. In consultation with the ET and IEC, agree with the Contractor on the remedial measures to be implemented 4. Supervise the implementation of remedial measures 5. If exceedance continues, consider what portion of the work is responsible and instruct the Contractor to stop that portion of work until the exceedance is abated.	1. Identify source(s) and investigate the causes of exceedance 2. Take immediate action to avoid further exceedance 3. Submit proposals for remedial measures to the ER with a copy to the IEC and ET within three working days of notification 4. Implement the agreed proposals 5. Revise and resubmit proposals if problem still not under control 6. Stop the relevant portion of works as determined by the ER until the exceedance is abated.

Event and Action Plan for Construction Noise

EVENT	ET	IEC	ER	CONTRACTOR
Action Level	1. Notify the IEC, Contractor and ER 2. Discuss with the ER, IEC and contractor on the remedial measures and assess the effectiveness. 3. Increase monitoring frequency to check mitigation effectiveness.	1. Review the investigation results submitted by Contractor. 2. Review and advise the ER and ET on the effectiveness of Contractor's remedial measures.	1. Confirm receipt of notification of complaint in writing 2. Notify the Contractor, IEC and ET 3. Review and agree on the remedial measures proposed by the Contractor 4. Supervise implementation of remedial measures.	1. Investigate the complaint and propose remedial measure. 2. Report the results of investigation to the IEC, ET and ER. 3. Submit noise mitigation proposals to ER with a copy to ET and IEC within three working days of notification 4. Implement noise mitigation proposal.
Limit Level	1. Notify IEC, Contractor & EPD 2. Repeat measurement to confirm findings 3. Increase monitoring frequency to daily 4. Carry out analysis of the Contractor's working procedures with the ER to determine possible mitigation to be implemented 5. Arrange meeting with the IEC, Contractor and ER to discuss the remedial measures to be taken 6. Inform IEC, ER and EPD the causes and actions taken for the exceedances. 7. Assess effectiveness of the Contractor's remedial measures and keep IEC, ER and EPD informed of the results.	1. Check monitoring data submitted by the ET 2. Check the Contractor's working method 3. Discuss with ET, ER, and Contractor on the potential remedial measures 4. Review and advise the ER and ET on the effectiveness of Contractor's remedial measures.	1. Confirm receipt of notification of exceedance in writing 2. Notify the Contractor, IEC and ET 3. In consultation with the ET and IEC, agree with the Contractor on the remedial measures to be implemented 4. Supervise the implementation of remedial measures 5. If exceedance continues, consider what portion of the work is responsible and instruct the Contractor to stop that portion of work until the exceedance is abated.	1. Identify source(s) and investigate the causes of exceedance 2. Take immediate action to avoid further exceedance 3. Submit proposals for remedial measures to the ER with a copy to the IEC and ET within three working days of notification 4. Implement the agreed proposals 5. Revise and resubmit proposals if problem still not under control 6. Stop the relevant portion of works as determined by the ER until the exceedance is abated.

Note:
ET – Environmental Team, IEC – Independent Environmental Checker, ER – Engineer's Representative

Appendix J MONITORING RESULTS AND THEIR GRAPHICAL PRESENTATION

Air Quality Monitoring Results for AM2

SAMPLING DATE	WT. OF PAPER (G)				ELAPSE TIME			FLOW RATE (CFM)			TOTAL VOLUME (M³)	TSP CONCENTRATION (MG/M3)	WEATHER	REMARK
	Paper No.	Initial Wt.	Final Wt.	Wt. of dust	Initial	Final	Sampling Hour	Initial	Final	Avg Flow Rate				
06-07-18	C522	2.8246	2.9037	0.0791	17457.30	17481.30	24.00	40	40	40.0	1631.05	48.4964	Cloudy	-
12-07-18	C523	2.8461	2.9233	0.0772	17481.30	17505.30	24.00	40	40	40.0	1631.05	47.3315	Cloudy	-
18-07-18	C524	2.8113	2.8892	0.0779	17505.30	17529.30	24.00	40	40	40.0	1631.05	47.7606	Rainy	-
24-07-18	C525	2.8234	2.9140	0.0906	17529.30	17553.30	24.00	40	40	40.0	1631.05	55.5470	Sunny	-
30-07-18	C526	2.8007	2.8632	0.0625	17553.30	17577.30	24.00	40	40	40.0	1631.05	38.3189	Sunny	-

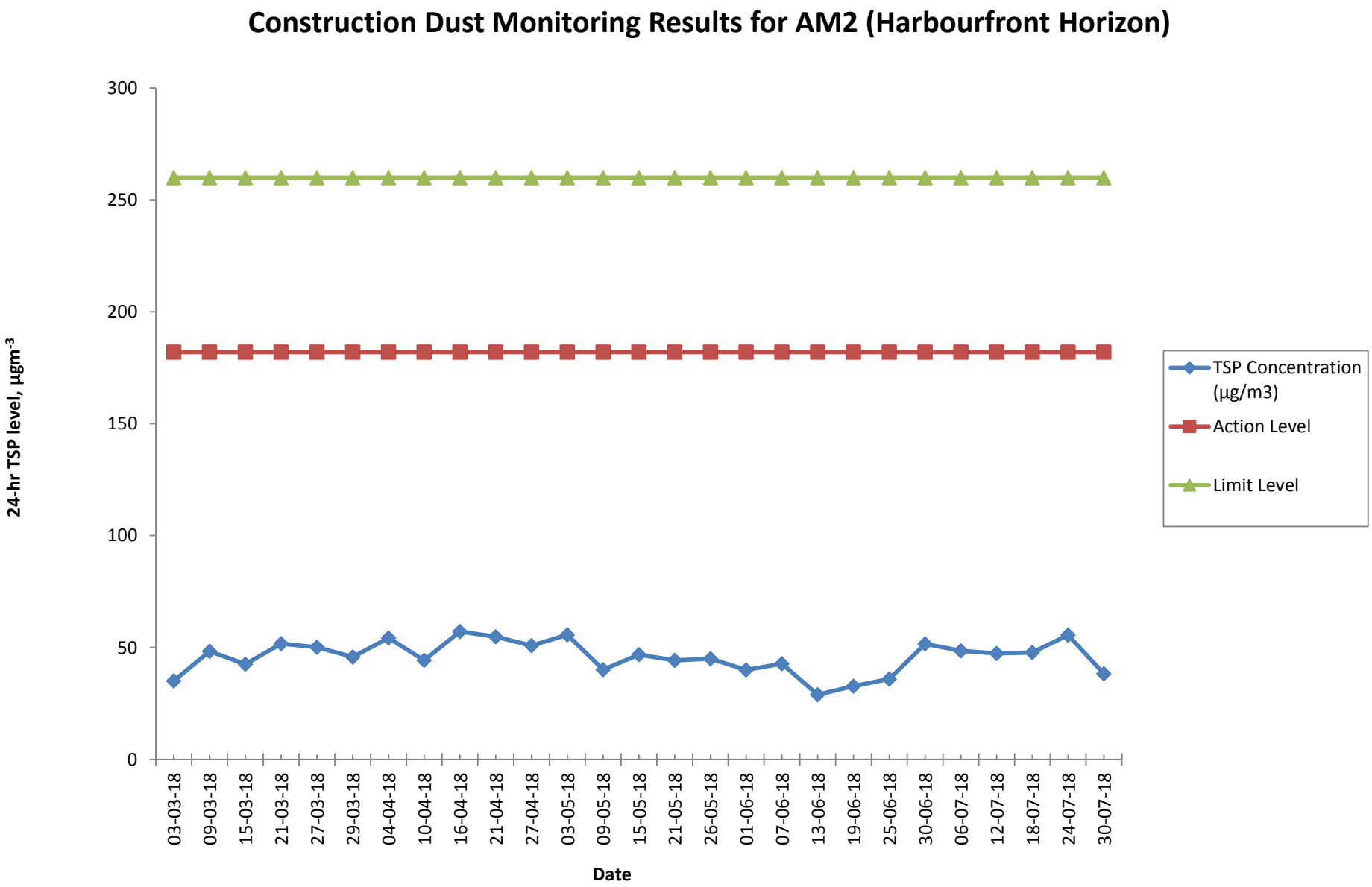
Construction Dust Monitoring Results for AM2 (Harbourfront Horizon)
24-hr TSP level, µgm-3
300
250
200
150
100
50
0
03-03-18
09-03-18
15-03-18
21-03-18
27-03-18
29-03-18
04-04-18
10-04-18
16-04-18
21-04-18
27-04-18
03-05-18
09-05-18
15-05-18
21-05-18
26-05-18
01-06-18
07-06-18
13-06-18
19-06-18
25-06-18
30-06-18
06-07-18
12-07-18
18-07-18
24-07-18
30-07-18
Date
TSP Concentration (µg/m3)
Action Level
Limit Level

Appendix K WASTE FLOW TABLE

Month	WASTE FLOW TABLE															
	Actual Quantities of Inert C&D Materials Generated Monthly									Actual Quantities of non-inert C&D Wastes Generated Monthly						
	Generated				Disposed					Recycled				Disposed		
	Imported from SCL1111	Imported from SCL1121	Total Quantity Generated	Hard Rock and Broken Concrete	Reused in the Contract	Reused in Other Projects	Disposed as Public Fills at HH Barging Point	Disposed as Public Fills at TKO137	Disposed as Public Fills at TM38	Metals	Paper/ Cardboard Packaging	Asphalt	Plastics	Chemical Waste		General Refuse
Unit	(in '000m^3)									(in '000Kg)				(in '000Kg)	(in '000L)	(in '000Kg)
Jun-13	0	-	0	0	0	0	0	0	0	137.3	0	0	0	0	-	6.55
Jul-13	0	-	0.36	0	0	0	0	0	0.36	365.34	0	0	0	0	-	16.87
Aug-13	0	-	1.68	0	0	0	0.05	0	1.63	69.98	0.25	0	0	0	-	12.67
Sep-13	0	-	3.39	0	0	0	0.20	0	3.19	131.18	0.22	0	0.46	0	-	16.25
Oct-13	0	-	4.04	0	0	0	0.78	0	3.26	179.97	0.63	8.28	2.04	0	-	39.87
Nov-13	0	-	6.09	0	0	0	2.09	0.18	3.82	125.70	0.45	160.35	0	0	-	28.69
Dec-13	0	-	5.69	0	0	0	1.74	0.01	3.94	72.15	0.39	4.13	0	0	-	18.04
Jan-14	0	-	4.58	0	0	0	0	0.27	4.31	117.57	0.26	147.67	0.26	0	-	30.09
Feb-14	0	-	3.80	0	0	0.14 [Note1]	0	0.19	3.46	28.32	0.29	414.67	0	0	-	15.73
Mar-14	0	-	10.10	0	0	6.18[Note2]	0	0.29	3.63	96.26	0.25	0	0	0	-	47.76
Apr-14	0	-	6.67	0	0	4.82[Note3]	0	0.0053	1.85	75.43	0.23	1,322.39	0	0.2	-	78.63
May-14	0.52	-	5.77	0	0.43	2.00[Note4]	0	0.12	3.65	48.86	0.28	501.45	0	0	-	66.03
Jun-14	0.47	-	4.56	0	0	1.73[Note5]	0	0.29	2.54	42.95	0.25	0	0	0.4	-	45.97
Jul-14	0.34	-	8.61	0	0	2.89[Note6]	0	0.87	4.84	70.99	0	0	0	0	-	40.50
Aug-14	0.20	-	8.57	0	0	3.56[Note7]	0	0.44	4.57	227.86	0	0	0	0	-	76.93
Sep-14	0.23	-	11.11	0	0	5.82[Note8]	0	0.23	5.06	220.85	0.29	0	0	0	-	43.01
Oct-14	0.54	-	12.79	0	0	6.04[Note9]	0	0.06	6.69	174.82	0.71	329.16	0	0	-	97.92
Nov-14	0.93	-	10.63	0	0	3.78[Note10]	0	0.15	6.70	163.72	0.56	376.40	0	0	-	81.91
Dec-14	3.72	-	8.59	0	0	2.97[Note11]	0	0	5.62	385.80	0.53	166.98	0	5.4	-	130.83
Jan-15	3.72	-	19.29	0	0	10.03 [Note12]	0	0	9.26	543.40	0.80	179.01	0	0	1.60	318.66
Feb-15	3.03	-	13.96	0	0	8.41 [Note13]	0	0	5.54	263.10	0.46	168.82	0	0	0	180.27
Mar-15	5.68	-	22.28	0	0	12.45[Note14]	0	0	9.82	346.70	0.61	11.45	0	0	0	429.13
Apr-15	4.71	-	18.51	0	0	11.25[Note15]	0	0.23	7.26	275.99	0.32	0	0	0	0	376.98

	WASTE FLOW TABLE															
May-15	4.62	-	20.64	0	0	11.53[Note16]	0	0	9.10	353.88	0.67	0	0	0	0	266.43
Jun-15	5.04	-	13.49	0	0	6.29 [Note17]	0	0	7.20	317.14	0.43	0	0	0.20	1.00	258.01
Jul-15	6.21	0.09	21.64	0	0	16.15[Note18]	0	0	5.50	706.38	0.69	0	0	0	0	270.73
Aug-15	0.40	0	26.43	0	0	19.29[Note19]	0	0	7.14	45.53	0.57	0	0	0	0	261.04
Sep-15	-	-	20.91	0	0	13.16[Note20]	0	0	7.75	317.36	0.58	0	0	0.45	0	240.74
Oct-15	-	-	26.22	0	0	14.19[Note21]	0	0	12.03	251.95	0.48	0	0	0	0	422.80
Nov-15	-	-	18.66	0	0	7.03[Note22]	0	0	11.64	446.80	0.53	0	0	0	0	283.46
Dec-15	-	-	17.02	0	0	9.81[Note23]	0	0	7.21	198.11	0.50	0	0	0	0	355.24
Jan-16	-	-	24.58	0	0	13.22[Note24]	0	0	11.37	273.64	0.62	0	0	0	0	347.67
Feb-16	-	-	9.34	0	0	4.31[Note25]	0	0	5.04	269.58	0.46	0	0	0	0	251.30
Mar-16	-	-	9.75	0	0	3.48[Note26]	0	0	6.27	750.85	0	0	0	0	0	288.35
Apr-16	-	-	12.83	0	0	5.68[Note27]	0	0	7.15	549.43	0.65	0	0	0.09	1.30	282.05
May-16	-	-	7.22	0	0	2.08[Note28]	0	0	5.14	356.66	0.55	0	0	0	0	318.75
Jun-16	-	-	2.83	0	0	2.38[Note29]	0	0	0.45	228.10	0.40	0	0	0	4.21	410.03
Jul-16	-	-	8.67	0	0	8.50[Note30]	0	0.01	0.16	172.90	0.16	0	0	0	0	418.44
Aug-16	-	-	2.08	0	0	1.95[Note31]	0	0	0.12	334.40	0.30	0	0	0	0	542.00
Sep-16	-	-	1.44	0	0	1.44[Note32]	0	0	0	47.10	0.37	0	0	0	0	542.44
Oct-16	-	-	3.00	0	0	3.00[Note33]	0	0	0	99.79	0.44	0	0	0	0	633.27
Nov-16	-	-	1.29	0	0	1.29[Note34]	0	0	0	29.71	0.45	0	0	0	0	866.16
Dec-16	-	-	1.10	0	0	1.10[Note35]	0	0	0	45.80	0.48	0	0	0	0	978.39
Jan-17	-	-	2.19	0	0	2.19[Note36]	0	0	0	26.10	0.25	0	0	0	0	730.48
Feb-17	-	-	1.04	0	0	1.04[Note37]	0	0	0	0	0.45	0	0	0	0	564.62
Mar-17	-	-	0.89	0	0	0.89[Note38]	0	0	0	0	0.49	0	0.31	0	0	688.72
Apr-17	-	-	0.83	0	0	0.83[Note39]	0	0	0	0	0.36	0	0	0	0	567.73
May-17	-	-	1.23	0	0	1.23[Note40]	0	0	0	0	0.16	0	0	0	0	597.93
Jun-17	-	-	0.70	0	0	0.70[Note41]	0	0	0	0	0.17	0	0	0	0	440.50
Jul-17	-	-	0.98	0	0	0.98[Note42]	0	0	0	0	0.31	0	0	0	0	371.00
Aug-17	-	-	0.63	0	0	0.63[Note43]	0	0	0	0	0.17	0	0	0	0	393.48
Sep -17	-	-	0.21	0	0	0.21[Note44]	0	0	0	0	0.23	0	0.11	0	0	362.47

	WASTE FLOW TABLE															
Oct-17	-	-	0.25	0	0	0.25[Note45]	0	0	0	0	0.10	0	0	0	0	377.69
Nov-17	-	-	0.66	0	0	0.66[Note46]	0	0	0	11.77	0.35	0	0	0	0	788.65
Dec-17	-	-	0.91	0	0	0.91[Note47]	0	0	0	0	0	0	0	0	0	446.48
Jan-18	-	-	0.83	0	0	0.83[Note48]	0	0	0	0	0	0	0	0	0	571.95
Feb-18	-	-	0.35	0	0	0.35[Note49]	0	0	0	0	0	0	0	0	0	395.37
Mar-18	-	-	0.66	0	0	0	0	0	0.66	0	0	0	0	0	0	760.13
Apr-18	-	-	0.55	0	0	0	0	0	0.55	0	0.04	0	0	0	0	461.49
May-18	-	-	0.40	0	0	0	0	0	0.40	14.37	0	0	0	0	0	245.30
Jun-18	-	-	0.48	0	0	0.00	0	0.00	0.48	0	0	0	0	0	0	164.33
Jul-18	-	-	0.33	0	0	0.00	0	0.07	0.27	45.84	0	0	0	0	0	148.53
TOTAL	40.35	0.09	455.33	0.00	0.42	239.63	4.86	3.43	207.64	9731.22	21.34	3790.76	3.18	6.74	8.11	19524.08

Note:

1. 137 m^3 of the Inert C&D materials were reused in South Island Line (SIL) Project Contract 904.
2. 267 m^3 of the Inert C&D materials were reused in SIL Project Contract 904; 3,998 m^3 of the Inert C&D materials were reused in Wan Chai Development Phase II – Central – Wan Chai Bypass at Wan Chai West Project Contract HK/2012/08; and 1,912 m^3 of the Inert C&D materials were reused in Tuen Mun – Chek Lap Kok Link (TM-CLKL) and Tuen Mun Western Bypass (TMWB) Project Contract HY/2012/08.
3. 1,728 m^3 of the Inert C&D materials were reused in Wan Chai Development Phase II – Central – Wan Chai Bypass at Wan Chai West Project Contract HK/2012/08; and 3,088 m^3 of the Inert C&D materials were reused in TM-CLKL and TMWB Project Contract HY/2012/08.
4. 184 m^3 of the Inert C&D materials were reused in South Island Line (SIL) Project Contract 904; and 1814 m^3 of the Inert C&D materials were reused in TM-CLKL and TMWB Project Contract HY/2012/08.
5. 1,021 m^3 of the Inert C&D materials were reused in Wan Chai Development Phase II – Central – Wan Chai Bypass at Wan Chai West Project Contract HK/2012/08; and 707 m3 of the Inert C&D materials were reused in TM-CLKL and TMWB Project Contract HY/2012/08.
6. 2,894 m^3 of the Inert C&D materials were reused in TM-CLKL and TMWB Project Contract HY/2012/08.
7. 575.5m^3 of the Inert C&D materials were reused in Wan Chai Development Phase II – Central – Wan Chai Bypass at Wan Chai West Project Contract HK/2012/08; and 2907.6 m^3 of the Inert C&D materials were reused in TM-CLKL and TMWB Project Contract HY/2012/08; and 76.0 m^3 of the Inert C&D materials were reused in Wan Chai Development Phase II – Central – Wan Chai Bypass at Wan Chai West Project Contract HK/2009/08.
8. 4,905.4 m^3 of the Inert C&D materials were reused in TM-CLKL and 912.3 m^3 of the Inert C&D materials were reused in SIL Project Contract 904.
9. 5,522.9 m^3 of the Inert C&D materials were reused in TM-CLKL and 515.9 m^3 of the Inert C&D materials were reused in SIL Project Contract 904.
10. 3,774.6 m^3 of the Inert C&D materials were reused in TM-CLKL.
11. 2,968.9 m^3 of the Inert C&D materials were reused in TM-CLKL (HY/2012/08).
12. 9,988.1 m^3 of the Inert C&D materials were reused in WENT (SITA) and 46.34 m^3 of the Inert C&D materials were reused in SIL Project Contract 904.
13. 8,212.8 m^3 of the Inert C&D materials were reused in WENT (SITA) and 200.9 m^3 of the Inert C&D materials were reused in SIL Project Contract 904.
14. 11,757 m^3 of the Inert C&D materials were reused in WENT (SITA), 23.41 m^3 of the Inert C&D materials were reused in SIL Project Contract 904 and 672.78 m^3 of the Inert C&D materials were reused in XRL822.

15. 10,633 m^3 of the Inert C&D materials were reused in WENT (SITA) and 0.61176 m^3 of the Inert C&D materials were reused in XRL822.
16. 11,533 m^3 of the Inert C&D materials were reused in WENT (SITA).
17. 6,290 m^3 of the Inert C&D materials were reused in WENT (SITA).
18. 16,145 m^3 of the Inert C&D materials were reused in WENT (SITA).
19. 878 m^3 of the Inert C&D materials were reused in WENT (SITA) and 18,415 m^3 of the Inert C&D materials were reused in SCL1121.
20. 13,163 m^3 of the Inert C&D materials were reused in SCL1121.
21. 14,189 m^3 of the Inert C&D materials were reused in SCL1121.
22. 7,030 m^3 of the Inert C&D materials were reused in SCL1121.
23. 9,811 m^3 of the Inert C&D materials were reused in SCL1121.
24. 13,218 m^3 of the Inert C&D materials were reused in SCL1121.
25. 4,306 m^3 of the Inert C&D materials were reused in SCL1121.
26. 3,478 m^3 of the Inert C&D materials were reused in SCL1121.
27. 5,680 m^3 of the Inert C&D materials were reused in SCL1121.
28. 2,080 m^3 of the Inert C&D materials were reused in SCL1121.
29. 2,380 m^3 of the Inert C&D materials were reused in SCL1121.
30. 8,500 m^3 of the Inert C&D materials were reused in SCL1121.
31. 1,950 m^3 of the Inert C&D materials were reused in SCL1121.
32. 1,440 m^3 of the Inert C&D materials were reused in SCL1121.
33. 3,004 m^3 of the Inert C&D materials were reused in SCL1121.
34. 1,290 m^3 of the Inert C&D materials were reused in SCL1121.
35. 1,100 m^3 of the Inert C&D materials were reused in SCL1121.
36. 2,190 m^3 of the Inert C&D materials were reused in SCL1121.
37. 1,040 m^3 of the Inert C&D materials were reused in SCL1121.
38. 890 m^3 of the Inert C&D materials were reused in SCL1121.
39. 830 m^3 of the Inert C&D materials were reused in SCL1121.
40. 1,230 m^3 of the Inert C&D materials were reused in SCL1121.
41. 700 m^3 of the Inert C&D materials were reused in SCL1121.
42. 980 m^3 of the Inert C&D materials were reused in SCL1121.
43. 630 m^3 of the Inert C&D materials were reused in SCL1121.
44. 210 m^3 of the Inert C&D materials were reused in SCL1121.
45. 250 m^3 of the Inert C&D materials were reused in SCL1121.
46. 660 m^3 of the Inert C&D materials were reused in SCL1121.
47. 910 m^3 of the Inert C&D materials were reused in SCL1121.
48. 830 m^3 of the Inert C&D materials were reused in SCL1121.
49. 350 m^3 of the Inert C&D materials were reused in SCL1121.

	MARINE SEDIMENT FLOW TABLE					
Month	Actual Quantities of Marine Dumping Monthly					
	Type 1			Type 2		
	Generated from SCL1111 [Note1]	Generated from SCL1112 [Note3]	Disposed	Generated from SCL1111 [Note2]	Generated from SCL1112 [Note4]	Disposed
Unit	(in '000m^3)			(in '000m^3)		
Jan-15	0	0	0	2.22	0.06	2.28
Feb-15	1.29	0	0.82	0	0	0
Mar-15	2.43	0	2.48	0	0	0
Apr-15	3.97	0.14	5.27	0	0	0
May-15	8.26	0.09	8.35	0	0	0
Jun-15	9.71	0.12	9.83	0	0	0
Jul-15	5.29	0	5.18	0	0	0
Aug-15	0	0	0	0	0	0
Sep-15	-	0	0	-	1.94	1.94
Oct-15	-	0.53	0.53	-	0	0
Nov-15	-	5.67	5.67	0	2.32	2.32
Dec-15	-	14.44	-	-	1.02	-
Jan-16	-	16.59	-	-	0.02	-
Feb-16	-	1.25	-	-	4.04	-
Mar-16	-	3.85	-	-	2.30	-
Apr-16	-	0	-	-	0.36	-
May-16	-	0	-	-	4.06	-
Jun-16	-	0	-	-	6.45	-
Jul-16	-	0	-	-	0	-
Aug-16	-	0	-	-	0	-
Sep-16	-	0	-	-	0	-

	MARINE SEDIMENT FLOW TABLE					
Oct-16	-	0	-	-	0	-
Nov-16	-	0	-	-	0	-
Dec-16	-	0	-	-	0	-
Jan-17	-	0	-	-	0	-
Feb-17	-	0	-	-	0	-
Mar-17	-	0	-	-	0	-
Apr-17	-	0	-	-	0	-
May-17	-	0	-	-	0	-
Jun-17	-	0	-	-	0	-
Jul-17	-	0	-	-	0	-
Aug-17	-	0	-	-	0	-
Sep-17	-	0	-	-	0	-
Oct-17	-	0	-	-	0	-
Nov-17	-	0	-	-	0	-
Dec-17	-	0	-	-	0	-
Jan-18	-	0	-	-	0	-
Feb-18	-	0	-	-	0	-
Mar-18	-	0	-	-	0	-
Apr-18	-	0	-	-	0	-
May-18	-	0	-	-	0	-
Jun-18	-	0	-	-	0	-
Jul-18	-	0	-	-	0	-
TOTAL	**31.69**	**42.67**	**38.11**	**2.22**	**22.57**	**6.54**

Note:

1. Type 1 Marine Sediment generated from SCL1111 was delivered to the Barging Point at SCL1121 for disposal.
2. Type 2 Marine Sediment generated from SCL1111 was delivered to the Barging Point at SCL1121 for disposal.
3. Type 1 Marine Sediment generated from SCL1112 was delivered to the Barging Point at SCL1121 for disposal.
4. Type 2 Marine Sediment generated from SCL1112 was delivered to the Barging Point at SCL1121 for disposal

Appendix L CUMULATIVE STATISTICS ON COMPLAINTS, NOTIFICATIONS OF SUMMONS AND SUCCESSFUL PROSECUTIONS

Cumulative Statistics on Complaints, Notifications of Summons and Successful Prosecutions

	DATE RECEIVED	REFERENCE NO.	SUBJECT	LOCATION OF CONCERN	STATUS
Environmental Complaints	19 January 2018	Public comment received by EPD, EPD's Ref. No. K01/RE/00002030-18 & K01/RE/00002056-18	General construction noise except renovation (within Restricted Hours)	Hung Hom MTR Station	• Environmental performance at the site and implementation status of proposed noise mitigation measures were immediately reviewed by the Contractor on 19 January 2018. • Ceiling panel works involving elevated working platforms (scissor lifts or cherry pickers) inside the concourse was carried out on 19 and 20 January 2018. All works were carried out behind the door leaves with the concourse entrance closed. • On 19 January 2018, there was also works carried out outside the concourse which required the use of a scissor lift for hoarding removal at North Concourse and paint removal at East Concourse. • The scissor lift platform mobilization sound, i.e. "beeping" sound, has already been muted to minimise sound since the working area was already fenced off with a lookout man provided. However, the level sensor of the scissor lift would be activated as a safety warning signal whenever the platform is at a high position with balance at risk. • All works carried out by SCL Contract 1112 on 19 and 20 January 2018 were covered by valid CNPs. • Investigation report submitted to EPD on 26 January 2018.

	DATE RECEIVED	REFERENCE NO.	SUBJECT	LOCATION OF CONCERN	STATUS
Environmental Complaints	7 December 2017	Public comment received by EPD, EPD's Ref. No. K01/RE/ 00039690-17	Dust Nuisance	Hong Kong Coliseum, 9 Cheong Wan Road, Hung Hom	• The Contractor immediately reviewed environmental performance at the site and implementation status of dust mitigation measures upon receipt of Notice of Complaint from EPD. • The Contractor confirmed that remediation work of concrete wall on top of the vent shaft was on-going at SAT (near the podium of the Hong Kong Coliseum). • Tarpaulin sheet as a construction dust barrier was implemented as dust mitigation measures during the course of the remediation work, and additional mitigation measure in the form of water spraying for dust suppression in the works area was immediately provided by the Contractor after site review. • Given the fact that remediation works surrounding the podium are completed and mitigation measures in place are considered sufficient and effective, the construction works for Contract 1112 is unlikely to cause any dust nuisance. • Investigation report submitted to EPD on 15 December 2017.
Environmental Complaints	10 April 2017	Public comment received by EPD, EPD's Ref. No. K01/RE/00010598 -17	General construction noise except renovation (within Restricted Hours)	The Metropolis, No. 7-10 Metropolis Drive, Tsim Sha Tsui	• ET conducted inspection to examine the environmental performance of the site on 13 April 2017. • The Contractor confirmed bulkhead wall demolition work using coring machine at SAT was carried out on 7 & 8 April 2017 during 1 am – 5 am behind the door leaves and no machinery that would generate beeping sound was involved. • On the two nights from 6 to 8 April 2017, installation of smoke barrier was conducted under podium which required the use of a cherry picker. During cherry picker platform mobilization, safety warning signal, i.e. "beeping" sound, would be emitted. Since the cherry picker was located under the podium with no direct line of sight from the Metropolis Residence, safety warning

	DATE RECEIVED	REFERENCE NO.	SUBJECT	LOCATION OF CONCERN	STATUS
					signal should not be audible from above the podium or at the Metropolis Residence. • There was works involving the use of scissor lifts inside the concourse during April 2017 from 1 am – 5 am. However, such works were carried out with the main door closed. • On 6 & 7 April 2017, there were loading and unloading works using a crane lorry at the north side outside the Concourse from 1 am – 5 am. Backwards movement of the crane lorry would also emit a "beeping" sound as the safety warning signal to alert nearby worker of the movement of the vehicle. • All works carried out by SCL Contract 1112 in early April 2017 are covered by valid CNPs. • Investigation report submitted to EPD on 2 May 2017.
Environmental Complaints	13 March 2017	Public comment received by EPD, EPD's Ref. No. EP3/K01/RE/0000 7049-17	General construction noise except renovation (within Restricted Hours)	Hong Kong Coliseum at No. 9 Cheong Wan Road, Tsim Sha Tsui	• ET conducted inspection to examine the environmental performance of the site on 16 March 2017. • The Contractor confirmed no construction works was carried out at the uncovered site area to the south of the Hong Kong Coliseum podium on 12 March 2017. • It is confirmed that general housekeeping works were carried out under the Hong Kong Coliseum podium to prepare site hand over. No noisy operation with PME or hammering works was carried out that could lead to generation of noise nuisance. • A valid Construction Noise Permit (CNP No. GW-RE0124-17) valid from 28 February 2017 to 27 August 2017 was granted for construction works, including the housekeeping works, carried out under the podium during all restricted hours. • Given the fact that only housekeeping works were carried out under the podium of the Hong Kong Coliseum on 12 March 2017, noise nuisance reported by the complainant shall not be generated from the site managed under SCL Contract 1112.

	DATE RECEIVED	REFERENCE NO.	SUBJECT	LOCATION OF CONCERN	STATUS
					• Investigation report submitted to EPD on 21 March 2017.
Environmental Complaints	8 April 2016	Public comment received by EPD, EPD's Ref. No. K01/RE/00008018-16	Air nuisance, other than dark smoke, from construction machine	Hung Hom Station, Tsim Sha Tsui	• ET conducted inspection to examine the environmental performance of the site on 14 April 2016. • Both the site and machineries were in normal operation during the site inspection. No air nuisance or smell of diesel exhaust was noticed at the concourse by any of the attending personnel. • No diesel powered equipment was found at the concourse, as all of the powered mechanical equipment was powered by electricity. • It is confirmed that the fresh air intake location of the air conditioning system serving the concourse level is located above the podium at the southern façade of the concourse, away from the construction work under the podium. • It is also confirmed that the sealed system is totally separated from the construction site under the podium. No air from the construction area under the podium will be drawn into the air conditioning system for distribution within the station. • The source of strong diesel exhaust smell at the concourse, as mentioned by the complainant, could not be identified. • Investigation report submitted to EPD on 26 April 2016.
Environmental Complaints	11 April 2016	Public comment received by EPD, EPD's Ref. No. K01/RE/00008149-16	Complaint of other air nuisance at Hung Hom Station, Tsim Sha Tsui	Hung Hom Station, Tsim Sha Tsui	• Complaint confirmed to be irrelevant to the construction works of the Project, no follow up required.

	DATE RECEIVED	REFERENCE NO.	SUBJECT	LOCATION OF CONCERN	STATUS
Environmental Complaints	24 March 2016	Public comment received by EPD, EPD's Ref. No. K01/RE/00006851-16	"General construction noise except renovation (within Restricted Hours) from Hung Hom Station, Tsim Sha Tsui"	Hung Hom Station, Tsim Sha Tsui	• The Contractor confirmed that only mobilization, i.e. transportation of the equipment itself, of the scissor lift platforms were carried out during night time. During scissor lift platforms mobilization, safety warning signal (the "beeping" noise) would be emitted. The audible warning signal device cannot be switched off so as to alert nearby workers of the movement of the equipment. Silencing the device could induce safety concern and not advisable. • At night time of 22 and 23 March 2015, a forklift was deployed for the transportation of concrete blocks to be used as the footings for hoarding construction outside the concourse area (Photo 2). Backward movement of the forklift would also generate safety warning signal. • There is another valid CNP (CNP No. GW-RE0176-16) for construction works to be carried out inside the concourse during night time. However, this is not applicable to the works of concern, located outside the concourse area. Whereas CNP No. GW-RE0207-16, effective from 10 March 2016 to 28 April 2016, allows mobilization of scissor lift platforms and use of forklift for transportation of construction material outside the MTR Hung Hom Station. • Investigation report submitted to EPD on 20 April 2016.

	DATE RECEIVED	REFERENCE NO.	SUBJECT	LOCATION OF CONCERN	STATUS
Environmental Complaints	28 September 2015	Public comment received by EPD, K01/RE/00024658-15	Complaint of general construction noise except renovation (within Restricted Hours) from construction site at Hung Hom	Harbour Plaza Metropolis, Tsim Sha Tsui	• A valid construction noise permit (CNP) (CNP no. GW-RN0969-15) was granted for such works from 25 September 2015 to 24 March 2016. • Noise mitigation measures were implemented at the site. • Due to the limited construction works being carried out during the evening period and most of the active construction works being carried out under the podium which had no direct line of sight from the nearest sensitive receiver, Harbour Plaza Metropolis, construction noise nuisance from Shatin to Central Link (SCL) Contract 1112 should not be anticipated. • Investigation report submitted to EPD on 3 November 2015.
Environmental Complaints	10 March 2015	Public comment received by EPD, K01/RE/00005632-15	Complaint of malodour from Hung Hom Station (near Exit B1)	Hung Hom Station, Tsim Sha Tsui	• ET conducted inspection to examine the environmental performance of the site on 12 Mar 2015 • No odour was noticed by all attending parties. It was observed that excavation, predrilling, welding, box culvert construction and installation of TAM grout pipeworks were carried out at the NAT works area, located to the west and east of the footbridge • The source of malodour could not be identified • A barrier was erected on the eastern side of footbridge, with the barrier already in place on the western side of the footbridge since November 2014, so now both sides of the footbridge contain barriers to shield off any dust or odour from the site • No noticeable malodour was observed and the air quality control was found to be satisfactory according to conversation between EPD and the Contractor • Investigation Report submitted to EPD on 26 Mar 2015

local people
global experience

SMEC is recognised for providing technical excellence and consultancy expertise in urban, infrastructure and management advisory. From concept to completion, our core service offering covers the life-cycle of a project and maximises value to our clients and communities. We align global expertise with local knowledge and state-of-the-art processes and systems to deliver innovative solutions to a range of industry sectors.

www.smec.com

Appendix F

58th Monthly EM&A Report for Works Contract 1102 – Hin Keng Station and Approach Structures

MTR Corporation Limited

Shatin to Central Link – Tai Wai to Hung Hom Section

Monthly EM&A Report No. 58

[Period from 1 to 31 July 2018]

Works Contract 1102 –

Hin Keng Station and Approach Structures

(August 2018)

Certified by: Dr. Priscilla Choy

Position: Environmental Team Leader

Date: 10th August 2018

Penta-Ocean Construction Co. Ltd.

Shatin to Central Link –

Contract 1102
Hin Keng Station and Approach Structures

Monthly Environmental Monitoring and Audit Report

(Version 1.0)

July 2018

Approved By	(Contractor's Environmental Team Leader)

REMARKS:

The information supplied and contained within this report is, to the best of our knowledge, correct at the time of printing.

CINOTECH accepts no responsibility for changes made to this report by third parties.

CINOTECH CONSULTANTS LTD
Room 1710, Technology Park,
18 On Lai Street,
Shatin, NT, Hong Kong
Tel: (852) 2151 2083 Fax: (852) 3107 1388
Email: info@cinotech.com.hk

TABLE OF CONTENTS

Page

EXECUTIVE SUMMARY 1

Introduction 1
Summary of Construction Works undertaken during the Reporting Month 1
Environmental Monitoring and Audit Progress 1
Regular Construction Noise and Construction Dust Monitoring 1
Waste Management 1
Landscape and Visual 1
Environmental Site Inspection 2
Environmental Exceedance/Non-conformance/Complaint/Summons and Successful Prosecution 2
Future Key Issues 2

INTRODUCTION 3

Purpose of the Report 3
Structure of the Report 3

2 PROJECT INFORMATION 4

Background 4
General Site Description 4
Construction Programme and Activities 4
Project Organization 4
Status of Environmental Licences, Notification and Permits 4
Summary of EM&A Requirements 5

3 ENVIRONMENTAL MONITORING REQUIREMENTS 6

Regular Construction Noise Monitoring 6
Monitoring Parameter and Frequency 6
Monitoring Equipment, Maintenance, Calibration and Procedures 6
Action & Limit Level for Construction Noise Monitoring 7
Continuous Noise Monitoring 7
Regular Construction Dust Monitoring 7
Monitoring Parameter and Frequency 7
Monitoring Equipment, Maintenance, Calibration and Procedures 7
Action and Limit Levels for Dust Monitoring 8
Landscape and Visual 8

4 IMPLEMENTATION STATUS ON ENVIRONMENTAL PROTECTION REQUIREMENTS 9

5 MONITORING RESULTS 10

Regular Construction Noise Monitoring 10
Regular Dust Monitoring 10
Waste Management 11
Landscape and Visual 11

6 ENVIRONMENTAL SITE INSPECTION 12

Site Audits 12
Implementation Status of Environmental Mitigation Measures 12

7 ENVIRONMENTAL NON-CONFORMANCE 14

Summary of Exceedances 14

Summary of Environmental Non-Compliance 14
Summary of Environmental Complaint 14
Summary of Environmental Summon and Successful Prosecution 14

8 FUTURE KEY ISSUES 15

Construction Programme for the Next Month 15
Key Issues in the Next Month 15
Monitoring Schedule in the Next Month 15

9 CONCLUSIONS AND RECOMMENDATIONS 16

Conclusions 16
Recommendations 16

LIST OF TABLES

Table 2.1 Summaries of Environmental Licences, Notification and Permits
Table 3.1 Regular Construction Noise Monitoring Station
Table 3.2 Construction Noise Monitoring Parameters and Frequency
Table 3.3 Dust Monitoring Station
Table 3.4 Dust Monitoring Parameters and Frequency
Table 4.1 Status of Required Submissions under EP
Table 5.1 Summary Table of Construction Noise Monitoring Results
Table 5.2 Summary Table of Dust Monitoring Results
Table 5.3 Quantities of Waste Generated from the Project
Table 6.1 Observations and Recommendations of Site Audit

LIST OF FIGURES

Figure 1 Site Layout Plan of Works Contract 1102
Figure 2 Organization Chart and Key Contact of the Project
Figure 3 Location of Noise Monitoring Station
Figure 4 Location of Dust Monitoring Station

LIST OF APPENDICES

Appendix A Tentative Construction Programme
Appendix B Action and Limit Levels
Appendix C Summary of Exceedance
Appendix D Site Audit Summary
Appendix E Updated Environmental Mitigation Implementation Schedule
Appendix F Event and Action Plans
Appendix G Waste Generation in the Reporting Month
Appendix H Log and Cumulative Summary Table for Complaints, Notifications of Summons and Successful Prosecutions

EXECUTIVE SUMMARY

Introduction

1. This is the 58th monthly Environmental Monitoring and Audit (EM&A) Report prepared by Cinotech Consultants Limited for MTR Shatin to Central Link (SCL) Works Contract 1102 – Hin Keng Station and Approach Structures. This report documents the findings of EM&A Works conducted from 1 to 31 July 2018.

Summary of Construction Works undertaken during the Reporting Month

2. The major site activities undertaken in the reporting month include:

- Modification Works

Environmental Monitoring and Audit Progress

3. A summary of the monitoring activities in this reporting period is listed below and the monitoring works were undertaken by Contractor ET of Works Contract SCL 1103:

Regular Construction Noise and Construction Dust Monitoring

- Regular construction noise monitoring during normal working hours
  Noise Monitoring Station ID
  - NMS-CA-1(1) (C.U.H.K.A.A Thomas Cheung School) 5 times

- Construction Dust (24-hour TSP) Monitoring
  Dust Monitoring Station ID
  - DMS-1(1) (C.U.H.K.A.A Thomas Cheung School) 5 times

Remarks:
(1) Station ID as identified in approved EM&A Manual / EIA Report for SCL(TAW-HUH).

Waste Management

4. Wastes generated from this Project include inert construction and demolition (C&D) materials and non-inert C&D materials. 0 m^3 inert C&D materials was generated from the Project and sent to Tuen Mun Area 38 Fill Bank and Tseung Kwan O Area 137 Fill Bank during the reporting month. No non-recyclable non-inert C&D materials and 21.7 m^3 general refuse were disposed of at NENT Landfill. 0 chemical wastes, steel material, plastics and paper/cardboard packaging was generated and collected by the recycler during this reporting month.

Landscape and Visual

5. Bi-weekly inspections of the implementation of landscape and visual mitigation measures were conducted on 10 and 26 July 2018. Most of the necessary mitigation measures have been implemented and recommended follow-up actions have been discharged by the Contractor. Details of the audit findings and implementation status are presented in **Section 6**.

Environmental Site Inspection

6. Joint weekly site inspections were conducted by representatives of the Contractor, Engineer and Contractor's ET on 3, 10, 17, 26 and 31 July 2018. The representative of the IEC conducted the site inspection on 26 July 2018. Details of the audit findings and implementation status are presented in **Section 6**.

Environmental Exceedance/Non-conformance/Complaint/Summons and Successful Prosecution

7. No exceedance of the Action and Limit Levels of regular construction noise monitoring and 24-hour TSP monitoring was recorded during the reporting period.

8. No non-compliance event was recorded during the reporting period.

9. No reporting change was recorded during the reporting period.

10. No public complaint referred from Environmental Protection Department (EPD) was received in this reporting period.

Future Key Issues

11. Major site activities for the coming reporting month will include:

- Modification Works

INTRODUCTION

1.1 Cinotech Consultants Limited (Cinotech) was appointed by Penta-Ocean Construction Co.Ltd. (POC) as the Environmental Team (ET) to undertake the Environmental Monitoring and Audit (EM&A) programme during construction phase of the MTR Shatin to Central Link (SCL) Works Contract 1102 – Hin Keng Station and Approach Structures (hereafter referred to as the Project).

Purpose of the Report

1.2 This is the 58th EM&A report which summarises the impact monitoring results and audit findings for the EM&A programme during the reporting period from 1 to 31 July 2018.

Structure of the Report

1.3 The structure of the report is as follows:

Section 1: **Introduction -** details the scope and structure of the report.

Section 2: **Project Information** - summarises background and scope of the project, site description, project organization and contact details, construction programme, the construction works undertaken and the status of Environmental Permits/Licenses during the reporting period.

Section 3: **Environmental Monitoring Requirement -** summarises the monitoring parameters, monitoring frequency, monitoring locations, Action and Limit Levels, Event / Action Plans, environmental mitigation measures as recommended in the EIA report and relevant environmental requirements.

Section 4: **Implementation Status on Environmental Mitigation Measures -** summarises the implementation of environmental protection measures during the reporting period.

Section 5: **Monitoring Results** - summarises the monitoring results obtained in the reporting period.

Section 6: **Environmental Site Inspection -** summarises the audit findings of the weekly site inspections undertaken within the reporting period.

Section 7: **Environmental Non-conformance -** summarises any monitoring exceedance, environmental complaints and environmental summons within the reporting period.

Section 8: **Future Key Issues -** summarises the impact forecast and monitoring schedule for the next three months.

Section 9: **Conclusions and Recommendations**

2 PROJECT INFORMATION

Background

2.1 The Shatin to Central Link – Tai Wai to Hung Hom Section (hereafter referred to as SCL (TAW-HUH)) is an approximately 11 km long extension of the Ma On Shan Line and links up with the West Rail Line at Hung Hom forming a strategic east-west rail corridor. It is a Designated Project under the Environmental Impact Assessment Ordinance (Cap. 499) (EIAO).

2.2 The construction of the SCL (TAW-HUH) has been divided into a series of civil construction Works Contracts. This Works Contract 1102 covers the construction of SCL Hin Keng Station (HIK Station) and its approach structures. This construction contract was awarded to Penta-Ocean Construction Co. Ltd. (POC) in July 2013 and the EM&A programme was commenced on 1st October 2013.

General Site Description

2.3 For Works Contract 1102, the works area for the HIK Station is located next to Hin Keng Estate and Che Kung Miu Road. The alignment and works area for the Works Contract 1102 are shown in **Figure 1**.

Construction Programme and Activities

2.4 A summary of the major construction activities undertaken in this reporting period is shown as follows. The tentative construction programme is presented in **Appendix A**.

- Modification Works

Project Organization

2.5 The project organization chart and contact details are shown in **Figure 2.**

Status of Environmental Licences, Notification and Permits

2.6 A summary of the relevant permits, licences, and/or notifications on environmental protection for this Project since the commencement of the construction works in October 2013 are presented in **Table 2.1**.

Table 2.1 Summary of the Status of Environmental Licences, Notification and Permits

Permit / License No.	Valid Period		Status
	From	To	
Environmental Permit (EP)			
EP-438/2012/K	4/10/2016	N/A	Valid
Notification pursuant to Air Pollution Control (Construction Dust) Regulation			
Reference No: 362534	29/7/2013	N/A	Valid
Billing Account for Construction Waste Disposal			
A/C No.: 7017900	02/8/2013	N/A	Valid
Registration of Chemical Waste Producer			
Registration No. 5218-759-P1057-03	03/9/2013	N/A	Valid
Effluent Discharge License under Water Pollution Control Ordinance			
WT00018589-2014	29/4/2014	30/9/2018	Valid
Construction Noise Permit (CNP)			
GW-RN0177-18	25/4/2018	24/10/2018	Valid

Summary of EM&A Requirements

2.7 The EM&A programme under Works Contract 1102 require regular dust and noise monitoring as well as environmental site audits. The EM&A requirements are described in the following sections, including:

- All monitoring parameters;
- Action and Limit levels for all environmental parameters;
- Event / Action Plans;
- Environmental mitigation measures, as recommended in the Project EIA study final report; and
- Environmental requirements in contract documents.

2.8 The advice on the implementation status of environmental protection and pollution control/mitigation measures is summarized in **Section 6** of this report.

2.9 This report presents the monitoring results, observations, locations of the required monitoring parameters, namely construction noise & dust monitoring as well as audit works for the Project in the reporting month.

3 ENVIRONMENTAL MONITORING REQUIREMENTS

Regular Construction Noise Monitoring

3.1 In accordance with the EM&A Manual, monitoring of construction noise impact should be conducted at the designated monitoring station. The construction noise monitoring location is listed in **Table 3.1** and shown in **Figure 3**.

Table 3.1 Regular Construction Noise Monitoring Station

Regular Construction Noise Monitoring Location	Description	Type of Measurement
NMS-CA-1(1)	C.U.H.K.A.A Thomas Cheung School	Façade

Note (1): NSR ID as identified in approved EM&A Manual / EIA Report for SCL(TAW-HUH).

Monitoring Parameter and Frequency

3.2 Weekly construction noise monitoring was conducted in accordance with the requirements stipulated in the EM&A Manual by the Contractor Environmental Team of Works Contract SCL 1103. If works are to be carried out during restricted hours, the conditions stipulated in the construction noise permit issued by the Noise Control Authority have to be followed. The monitoring schedule for this reporting period could be referred to Appendix K of SCL 1103 monthly EM&A report. The construction noise was monitored at the frequency and duration stated in **Table 3.2**.

Table 3.2 Construction Noise Monitoring Parameters and Frequency

Monitoring Period	Duration	Parameter	Frequency
Impact Monitoring	Throughout the construction period	L_{eq} (30min)	Once per week

3.3 The construction noise levels were measured in terms of the A-weighted equivalent continuous sound pressure level (L_{Aeq}) in decibels dB(A). L_{Aeq} (30min) was used as the monitoring metric for the time period between 0700 – 1900 hours on normal weekdays while L_{10} and L_{90} were also recorded as supplementary reference information for data auditing.

Monitoring Equipment, Maintenance, Calibration and Procedures

3.4 The detailed information of monitoring equipment, maintenance, calibration and procedures could be referred to Section 4.2 of SCL 1103 monthly EM&A report.

Action & Limit Level for Construction Noise Monitoring

3.5 The Action and Limit Levels are presented in **Appendix B** and the Event / Action Plan (EAP) for noise monitoring is presented in **Appendix F.**

Continuous Noise Monitoring

3.6 With reference to the latest Continuous Noise Monitoring Plan (CNMP) and Construction Noise Mitigation Measures Plan (CNMMP) prepared and submitted under EP Condition 2.10, it is predicted that no residual air-borne construction noise impacts exceeding the relevant noise criteria will be anticipated. Therefore, no continuous noise monitoring is required during the construction of the SCL (TAW-HUH) under Works Contract 1102.

Regular Construction Dust Monitoring

3.7 The proposed dust monitoring station for the construction phase of the Project, as recommended in the approved EM&A Manual, is listed in **Table 3.3** and shown in **Figure 4**.

Table 3.3 Dust Monitoring Station

Regular Dust Monitoring Location	Description
DMS-1(1)	C.U.H.K.A.A. Thomas Cheung School

Note (1): ASR ID as identified in approved EM&A Manual / EIA Report for SCL(TAW-HUH).

Monitoring Parameter and Frequency

3.8 The dust monitoring (in terms of Total Suspended Particulates (TSP)) was conducted at the designated monitoring station in accordance with the requirements stipulated in the EM&A Manual. The monitoring schedule for this reporting period could be referred to Appendix K of SCL 1103 monthly EM&A report. The 24-hour TSP levels were monitored at the frequency and duration stated in **Table 3.4**.

Table 3.4 Dust Monitoring Parameters and Frequency

Monitoring Period	Duration	Parameter	Frequency
Impact Monitoring(1)	Throughout the construction period	24-hour TSP(2)	Once per 6 days

Note:
(1) 1- hour TSP shall be conducted when one documented valid complaint is received.
(2) 24-hour TSP will be conducted when project-related construction activities are being undertaken within a radius of 500m from monitoring stations.

Monitoring Equipment, Maintenance, Calibration and Procedures

3.9 The detailed information of monitoring equipment, maintenance, calibration and procedures could be referred to Section 3.2 of SCL 1103 monthly EM&A report.

Action and Limit Levels for Dust Monitoring

3.10 The Action and Limit levels have been established and are presented in **Appendix B** and the Event / Action Plan (EAP) for dust monitoring is presented in **Appendix F.**

Landscape and Visual

3.11 In accordance with the EM&A Manual, the landscape and visual mitigation measures shall be implemented and a site inspection shall be conducted once every two weeks throughout the construction period. The implementation status is given in **Appendix E**. The Event / Action Plan (EAP) for landscape and visual are presented in **Appendix F.**

4 IMPLEMENTATION STATUS ON ENVIRONMENTAL PROTECTION REQUIREMENTS

4.1 The Contractor has implemented environmental mitigation measures and requirements as stated in the EIA Report, the Environmental Permit and EM&A Manual. The implementation status of the environmental mitigation measures of the reporting period is summarized in **Appendix E**. Status of required submissions under the Environmental Permit (EP) of the reporting period is presented in **Table 4.1**.

Table 4.1 Status of Required Submissions under EP

EP Condition	Submission	Submission Date
3.4	Monthly Environmental Monitoring & Audit Report (June 2018)	13 July 2018

5 MONITORING RESULTS

Regular Construction Noise Monitoring

5.1 A total of 3 sets of 30-minute construction noise measurements were carried out at the monitoring stations during normal weekdays during the reporting period by ET of SCL 1103. No exceedance of the limit level was recorded at designated monitoring station.

5.2 Based on observation during the on-site monitoring, road traffic nearby is considered as a potential noise source other than construction works of the Project that affects the monitoring results of the reporting month.

5.3 The detailed noise monitoring results together with their graphical presentations are presented in Appendix H of SCL 1103 monthly EM&A report.

Table 5.1 Summary Table of Construction Noise Monitoring Results

Parameter	Minimum Leq(30min), dB(A)	Maximum Leq(30min), dB(A)	Action Level	Limit Level, Leq(30min), dB(A)
Noise	52.3	56.7	When one documented complaint is received	70/65(1)

Remarks:
(1) For normal day-time working hours, the noise criteria is 70 dB(A) and 65 dB(A) for normal teaching period and examination periods respectively.
(2) The noise monitoring data presented in the table is baseline corrected.
(3) Cessation of Monitoring Works at NMS-CA-1 was approved by EPD in Mid-July. The last monitoring date was 17 July 2018.

5.4 No exceedance of the Action and Limit Levels of construction noise due to the Project was recorded during the reporting period.

Regular Dust Monitoring

5.5 A total of 3 sets of 24-hour TSP monitoring were carried out at the designated monitoring station of the reporting period by ET of Works Contract SCL 1103. The monitoring results together with their graphical presentations are presented in Appendix E of SCL 1103 monthly EM&A report and a summary of the dust monitoring results in this reporting month is given in **Table 5.2**.

Table 5.2 Summary Table of Dust Monitoring Results

Parameter	Minimum µg/m^3	Maximum µg/m^3	Average µg/m^3	Action Level, µg/m^3	Limit Level, µg/m^3
24-hr TSP	29.8	48.2	37.5	148.7	260

Remarks:
(1) Cessation of Monitoring Works at DMS-1 was approved by EPD in Mid-July. The last monitoring date was 16 July 2018.

5.6 Wind monitoring data obtained from Kai Tak Meteorological Station of Hong Kong Observatory is shown in Appendix F of SCL 1103 monthly EM&A report.

5.7 Based on observation during the on-site monitoring, road traffic emission nearby is

considered as a potential dust source other than construction works of the Project that affects the monitoring results of the reporting month.

5.8 No exceedance of the Action and Limit Levels of the 24-hour TSP was recorded during the reporting period.

Waste Management

5.9 Waste generated from this Project includes inert construction and demolition (C&D) materials and non-inert C&D materials. Non-inert C&D materials are made up of general refuse, vegetative wastes and recyclable wastes like plastics and paper/cardboard packaging materials. With reference to relevant handling records and trip tickets of this Project, the quantities of different types of waste generated in the reporting month are summarised in **Table 5.3**. No chemical waste, steel material, plastics, paper/cardboard packaging was generated during this reporting month. Details of waste management data is presented in **Appendix G**.

Table 5.3 Quantities of Waste Generated from the Project

Reporting Month	Quantity					
	C&D Materials (inert) [(a)]	C&D Materials (non-inert) [(b)]				
		General Refuse	Chemical Waste	Recycled materials		
				Paper/ cardboard	Plastics	Metals
July 2018[(c)]	*0.0 m^3*	21.7 *m^3*	0 *kg*	0 *kg*	0 *kg*	0 *kg*

Notes:
(a) Inert C&D materials include excavated soil and rock. 0.0 m^3 of inert C&D materials was delivered to Tuen Mun Area 38 Fill Bank and Tseung Kwan O Area 137 Fill Bank during the reporting month.
(b) Non-inert C&D materials include steel, paper/cardboard packaging waste, plastics and other wastes such as general refuse and vegetative wastes. Steel materials generated from the project are grouped into non-inert C&D materials as the materials were not disposed of with other inert C&D materials. General refuse was delivered to designated landfill for disposal.
(c) The cut-off date of the waste flow table in reporting month was 31 July 2018.

Landscape and Visual

5.10 Bi-weekly inspections of the implementation of landscape and visual mitigation measures were conducted on 10 and 26 July 2018. The observations and recommendations made during the audit sessions are summarized in **Table 6.1**.

6 ENVIRONMENTAL SITE INSPECTION

Site Audits

6.1 Site audits were carried out by ET on weekly basis to monitor the timely implementation of proper environmental management practices and mitigation measures in the Project site. The summaries of site audits are attached in **Appendix D**.

6.2 Site audits were conducted on 3, 10, 17, 26 and 31 July 2018 by ET. A joint site audit with the representative with IEC and ER was carried out on 26 July 2018. No EPD site inspection was conducted during the reporting month. The details of observations during site audit carried out by ET can refer to **Table 6.1**.

Implementation Status of Environmental Mitigation Measures

6.3 According to the EIA Study Report, Environmental Permit and the EM&A Manual of the Project, the mitigation measures detailed in the documents are recommended to be implemented during the construction phase. An updated summary of the Environmental Mitigation Implementation Schedule (EMIS) is provided in **Appendix E**.

6.4 During site inspections in the reporting month, no non-conformance was identified. The observations and recommendations made during the audit sessions are summarized in **Table 6.1**.

Table 6.1 Observations and Recommendations of Site Audit

Parameters	Date	Observations and Recommendations	Follow-up
Water Quality	27 June 2018	The bunding should be provided to prevent the surface runoff flow out of the water-safety barriers near the bus stop.	The surface runoff was cleared on 3 July 2018.
Noise	N/A	There was no observation in the reporting period.	N/A
Landscape and Visual	N/A	There was no observation in the reporting period.	N/A
Air Quality	10 July 2018	The NRMM should be displayed on the excavator near the park.	Referring to the model (SK30UR-3E) of this excavator, the rated engine power output is 18.9kW which is lower than 19kW that is exempted to apply the NRMM on 17 July 2018.
Waste / Chemical Management	27 June 2018	The drip tray should be provided for the chemical containers to prevent the chemical spillage next to the station near the playground.	Chemical containers were properly covered by impervious material on 3 July 2018.
	3 July 2018	Reminder: Chemical containers placed at the end of the park should be placed properly in storage area.	The chemical containers were cleared on 10 July 2018.

Parameters	Date	Observations and Recommendations	Follow-up
	3 July 2018	Reminder: Refuses bin placed in front of the station should be disposed regularly.	Refuses bin placed in front of the station was disposed on 10 July 2018.
	10 July 2018	The drip tray should be provided for the generator to prevent the oil leakage near the park.	The drip tray was provided on 17 July 2018.
	17 July 2018	The chemical containers and chemical wastes should be sorted out properly near Lower TVF Plenum 1.	This outstanding item was required to be followed up and remarked as 180726-O01 which would be reviewed on 26 July 2018.
	17 July 2018	The construction wastes should be disposed and cleared regularly near the station.	The construction wastes were disposed and cleared regularly near the station on 26 July 2018.
	17 July 2018	Properly clear the oily mixture in the drip tray near Lower TVF Plenum 1.	The oily mixture in the drip tray was cleared near Lower TVF Plenum 1 on 26 July 2018.
	26 July 2018	The chemical containers and chemical wastes should be sorted out properly near Lower TVF Plenum 1.	This outstanding item was required to be followed up and remarked as 180726-O01 which would be reviewed on 31 July 2018.
	26 July 2018	Properly clear the oil stain near the storage area of chemical wastes.	The oil stain was cleared on 31 July 2018.
	31 July 2018	The chemical containers and chemical wastes should be sorted out properly near Lower TVF Plenum 1.	Follow up actions will be reported in the next month.
Permits/ Licenses	N/A	There was no observation in the reporting period.	N/A

7 ENVIRONMENTAL NON-CONFORMANCE

Summary of Exceedances

7.1 No exceedance of the Action and Limit Levels of the regular construction noise and 24-hour TSP monitoring was recorded during the reporting month. The summary of exceedance is provided in **Appendix C**.

Summary of Environmental Non-Compliance

7.2 No environmental non-compliance was recorded in the reporting month.

Summary of Environmental Complaint

7.3 No environmental Project-related complaint was received in the reporting month. The Complaint Log in reporting month and cumulative summary table since the commencement of the Project is presented in **Appendix H**.

Summary of Environmental Summon and Successful Prosecution

7.4 There was no successful environmental prosecution or notification of summons received since the Project commencement. The Log for environmental summon and successful prosecution in reporting month and cumulative summary table since the commencement of the Project is presented in **Appendix H**.

8 FUTURE KEY ISSUES

Construction Programme for the Next Month

8.1 A tentative construction programme is provided in **Appendix A**. The major construction activities in the coming month will include:

- Modification Works

Key Issues in the Next Month

8.2 Key issues to be considered in the coming month include:

- Dust arising from loading, unloading, transfer, handling or storage of bulk cement, excavated materials and soil erosion in dry days;
- Control of silty surface runoff;
- Implementation of mitigation measures for wastewater spillage from construction works.
- Preservation and protection of retained and transplanted trees;
- Implementation of mitigation measures for noise nuisance from construction works;
- Regular removal of silt, mud and sand along drainage channels and sedimentation tanks; and
- Proper storage and mitigation measures for oil/chemical containers.

Monitoring Schedule in the Next Month

8.3 The tentative schedule of regular construction noise monitoring and 24-hour TSP monitoring at in the next reporting period is presented in Appendix K of SCL 1103 monthly EM&A report. The regular construction noise monitoring and 24-hour TSP monitoring will be conducted at the same monitoring locations in the next reporting period.

9 CONCLUSIONS AND RECOMMENDATIONS

Conclusions

9.1 The Environmental Monitoring and Audit (EM&A) Report presents the EM&A works undertaken during the period from 1 to 31 July 2018 in accordance with EM&A Manual and the requirement under EP.

9.2 No exceedance of the Action and Limit Levels of regular construction noise and 24-hour TSP monitoring was recorded at the designated monitoring stations during the reporting month.

9.3 5 times of joint weekly site inspections were conducted by representatives of the Contractor, Engineer and Contractor's ET and 2 times of bi-weekly inspections of the implementation of landscape and visual mitigation measures were conducted during the reporting period.

9.4 There was no Project related environmental complaint, successful prosecution or notification of summons received during the reporting month.

9.5 The ET will keep track on the EM&A programme to ensure compliance of environmental requirements and the proper implementation of all necessary mitigation measures.

Recommendations

9.6 According to the environmental audit performed in the reporting month, the following recommendations were made:

<u>Water Quality</u>

- The bunding should be provided to prevent the surface runoff flow out of the works area of site boundary.

<u>Air Quality</u>

- The NRMM should be displayed on the PME if necessary.

<u>Waste / Chemical Management</u>

- Refuse bin should be cleaned up regularly and avoid accumulation.
- Chemical containers should be properly placed and stored to prevent the chemical spillage in the site area.
- The drip tray should be provided for the generator to prevent the oil spillage.
- The chemical containers and chemical wastes should be sorted out properly.
- Construction wastes should be cleared and disposed regularly and avoid accumulation.
- The oily mixture and oil stain should be cleared properly.

FIGURES

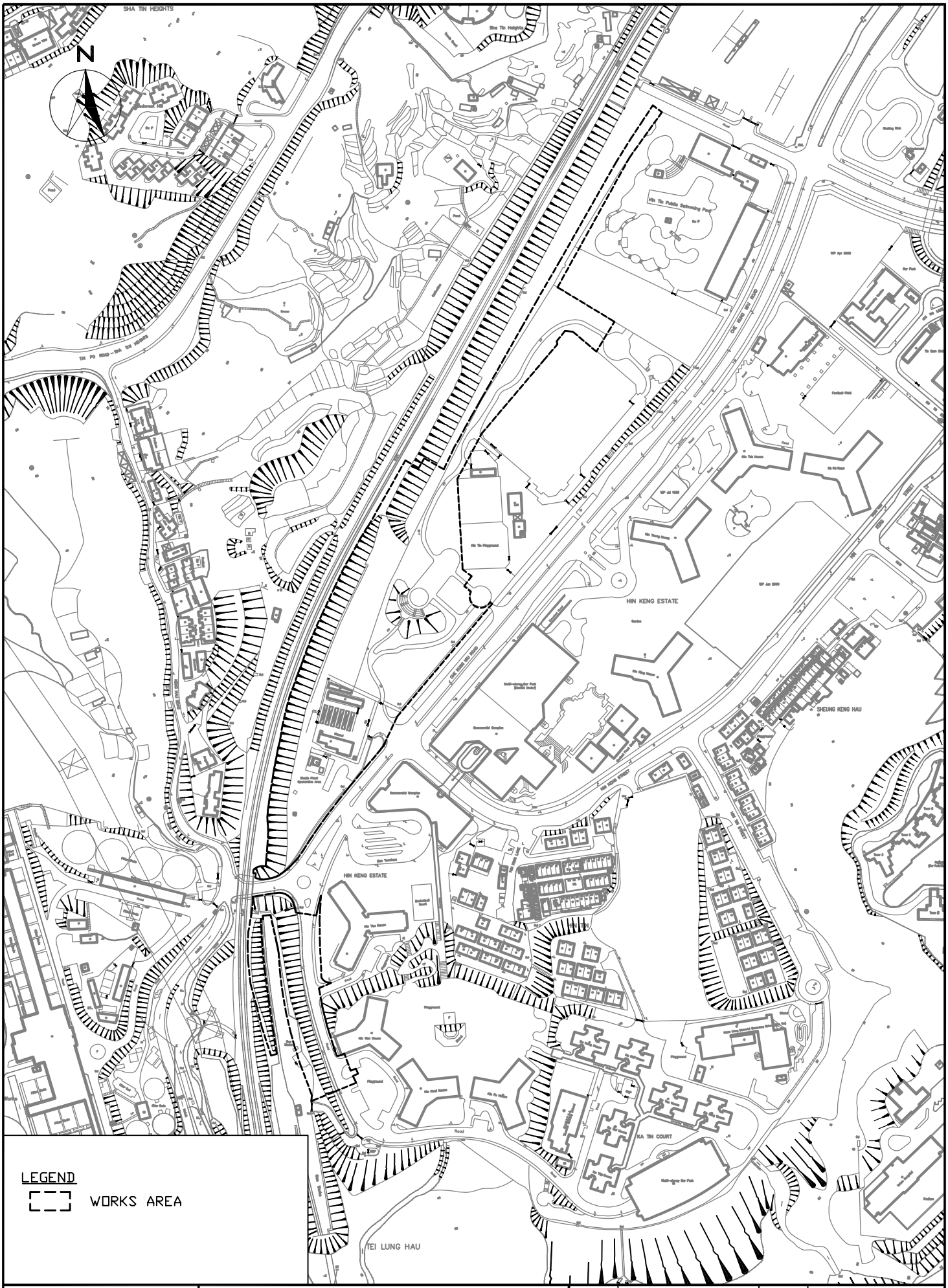

CINOTECH
Cinotech Consultants Limited

SCL CONTRACT 1102
THE SHATIN TO CENTRAL LINK -
HIN KENG STATION AND APPROACH STRUCTURES

SITE LAYOUT PLAN OF
WORKS CONTRACT 1102

SCALE	1:10000@A4	DATE	NOV 2013
CHECK	GL	DRAWN	JW
JOB No.	MA13040	FIGURE NO. FIG 1	REV –

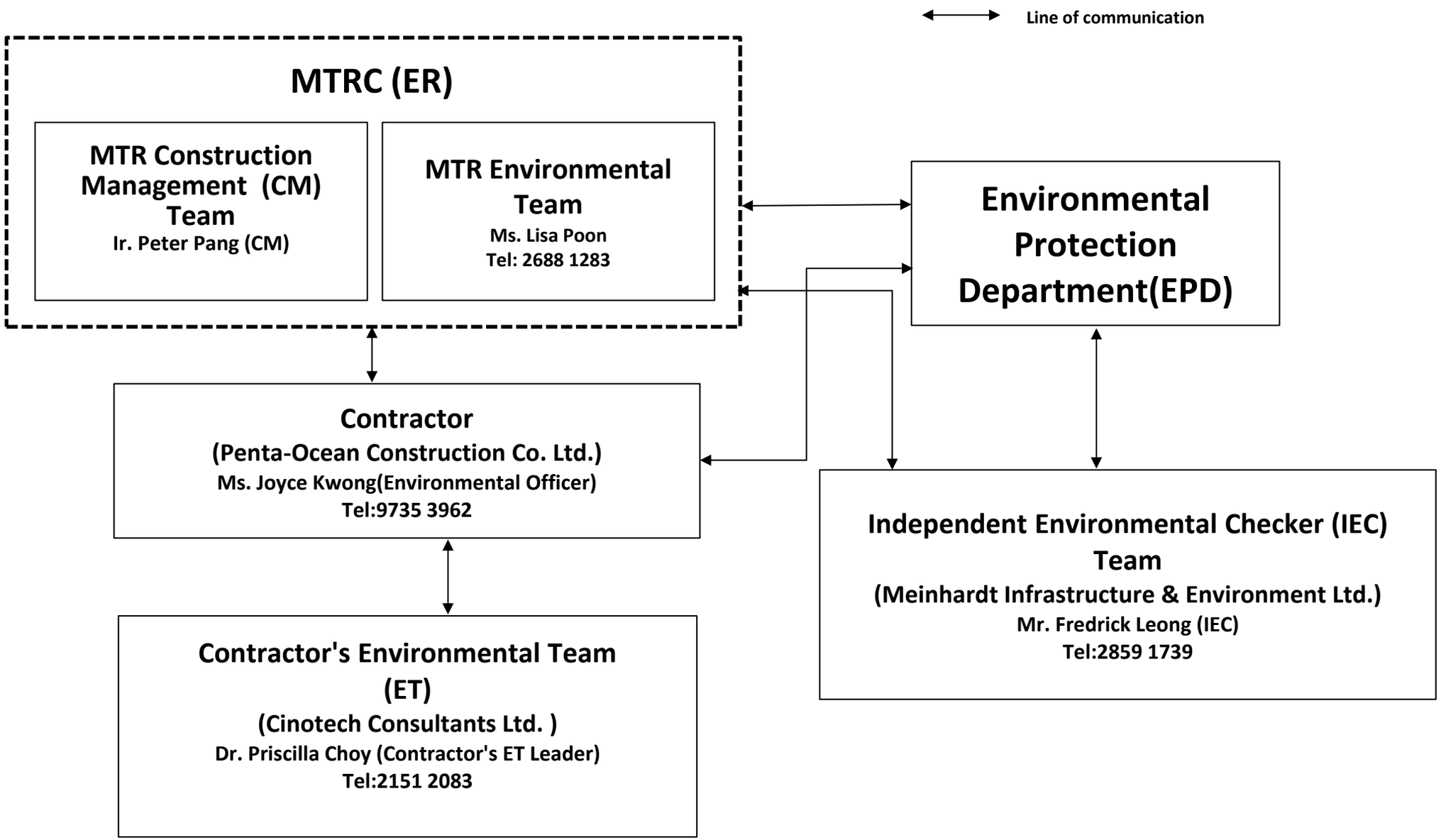

Title	Scale	Project No.	
SCL Contract 1102 The Shatin to Central Link - Hin Keng Station and Approach Structures Organization Chart and Key Contact of the Project	N.T.S	MA13040	CINOTECH
	Date Jul-18	Figure 2	

CINOTECH
Cinotech Consultants Limited

SCL CONTRACT 1102
THE SHATIN TO CENTRAL LINK –
HIN KENG STATION AND APPROACH STRUCTURES

LOCATION OF NOISE MONITORING STATION

SCALE	1:10000@A4	DATE	OCT 2013
CHECK	GL	DRAWN	JW
JOB No.	MA13040	FIGURE NO. FIG 3	REV –

CINOTECH
Cinotech Consultants Limited

SCL CONTRACT 1102
THE SHATIN TO CENTRAL LINK -
HIN KENG STATION AND APPROACH STRUCTURES

LOCATION OF DUST MONITORING STATION

SCALE	1:10000@A4	DATE	OCT 2013
CHECK	GL	DRAWN	JW
JOB No.	MA13040	FIGURE NO. FIG 4	REV –

APPENDIX A
TENTATIVE CONSTRUCTION PROGRAMME

Activity ID	Activity Name	Original Duration	Remaining Duration	Start	Finish
	3-month Rolling Programme Summary (Aug to (	172.00	85.00	26-Mar-18 A	07-Nov-18
	Modification Works for External Area	146.00	65.00	26-Mar-18 A	15-Oct-18
	Modification Works within Trackside & Station Area	172.00	85.00	26-Mar-18 A	07-Nov-18
	Trackside	153.00	40.00	26-Mar-18 A	15-Sep-18
	Station	92.00	85.00	25-Jun-18 A	07-Nov-18

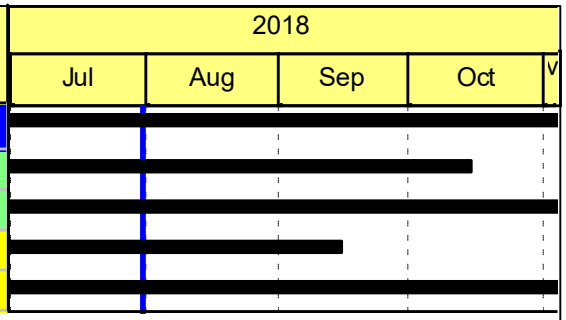

Actual Work
Remaining Work
Critical Remaining Work
Milestone
% Complete

MTRC SCL Project Contract 1102

Hin Keng Station and Approach Structures

Page 1 of 1

3 Months Rolling Programme

Summary

(Period - Aug to Oct 2018)

Date	Revision	Checked	Approved
31-Jul-18	0	SC	

APPENDIX B
ACTION AND LIMIT LEVELS

APPENDIX B – Action and Limit Levels

24-Hour TSP

Regular Dust Monitoring Station	Description	Action Level, µg/m^3	Limit Level, µg/m^3
DMS-1 (1)(2)	C.U.H.K.A.A. Thomas Cheung School	148.7	260

Note:
(1) ASR ID as identified in approved EM&A Manual / EIA Report for SCL(TAW-HUH).
(2) Dust monitoring is carried out by Environmental Team of SCL Works Contract 1103.

Construction Noise

Regular Construction Noise Monitoring Station	Description	Time Period	Action Level	Limit Level
NMS-CA-1 (1)(2)	C.U.H.K.A.A Thomas Cheung School	0700-1900 hrs on normal weekdays	When one documented complaint is received	65 / 70 dB(A) (3)

Note:
(1) NSR ID as identified in approved EM&A Manual / EIA Report for SCL(TAW-HUH).
(2) Construction Noise monitoring is carried out by Environmental Team of SCL Works Contract 1103.
(3) Daytime noise Limit Level of 70 dB(A) applies to education institutions, while 65dB(A) applies during school examination period.

APPENDIX C
SUMMARY OF EXCEEDANCE

APPENIDX C – SUMMARY OF EXCEEDANCE

Reporting Month: July 2018

a) Exceedance Report for Dust Monitoring (NIL)

b) Exceedance Report for Noise Monitoring (NIL)

APPENDIX D
SITE AUDIT SUMMARY

Record Summary of Environmental Site Inspection

Inspection Information

Checklist Reference Number	180703
Date	3 July 2018 (Tuesday)
Time	9:30-11:00

Ref. No.	Non-Compliance	Related Item No.
-	None identified	-

Ref. No.	Remarks/Observations	Related Item No.
	Part B – Water Quality • No environmental deficiency was identified during the site inspection. ***Part C – Ecology*** • No environmental deficiency was identified during the site inspection. ***Part D – Landscape & Visual*** • No environmental deficiency was identified during the site inspection. ***Part E – Air Quality*** • No environmental deficiency was identified during the site inspection. ***Part F – Construction Noise Impact*** • No environmental deficiency was identified during the site inspection. ***Part G – Waste/Chemical Management***	
180703-R01	• Chemical containers placed at the end of the park should be placed properly in storage area.	G2ii
180703-R02	• Refuses bin placed in front of the station should be disposed regularly.	G1iii
	Part H – Permits/Licenses • No environmental deficiency was identified during the site inspection. ***Part I – Others*** • Following up on previous session (Ref no.:180627), all environmental deficiencies were rectified/improved by Contractor.	

	Name	Signature	Date
Recorded by	Janet Wai		3 July 2018
Checked by	Dr. Priscilla Choy		3 July 2018

Record Summary of Environmental Site Inspection

Inspection Information

Checklist Reference Number	180710
Date	10 July 2018 (Tuesday)
Time	9:30-11:00

Ref. No.	Non-Compliance	Related Item No.
-	None identified	-

Ref. No.	Remarks/Observations	Related Item No.
180710-O02	***Part B – Water Quality*** • No environmental deficiency was identified during the site inspection. ***Part C – Ecology*** • No environmental deficiency was identified during the site inspection. ***Part D – Landscape & Visual*** • No environmental deficiency was identified during the site inspection. ***Part E – Air Quality*** • The NRMM should be displayed on the excavator near the park. ***Part F – Construction Noise Impact*** • No environmental deficiency was identified during the site inspection.	E19
180710-O01	***Part G – Waste/Chemical Management*** • The drip tray should be provided for the generator to prevent the oil leakage near the park. ***Part H – Permits/Licenses*** • No environmental deficiency was identified during the site inspection. ***Part I – Others*** • Following up on previous session (Ref no.:180703), all environmental deficiencies were rectified/improved by Contractor.	G10

	Name	Signature	Date
Recorded by	Janet Wai		10 July 2018
Checked by	Dr. Priscilla Choy		11 July 2018

Record Summary of Environmental Site Inspection

Inspection Information

Checklist Reference Number	180717
Date	17 July 2018 (Tuesday)
Time	9:30-11:00

Ref. No.	Non-Compliance	Related Item No.
-	None identified	-

Ref. No.	Remarks/Observations	Related Item No.
	Part B – Water Quality • No environmental deficiency was identified during the site inspection.	
	Part C – Ecology • No environmental deficiency was identified during the site inspection.	
	Part D – Landscape & Visual • No environmental deficiency was identified during the site inspection.	
	Part E – Air Quality • No environmental deficiency was identified during the site inspection.	
	Part F – Construction Noise Impact • No environmental deficiency was identified during the site inspection.	
	Part G – Waste/Chemical Management	
180717-O01	• The chemical containers and chemical wastes should be sorted out properly near Lower TVF Plenum 1.	G2ii
180717-O02	• The construction wastes should be disposed and cleared regularly near the station.	G4ii
180717-O03	• Properly clear the oily mixture in the drip tray near Lower TVF Plenum 1.	G2iii
	Part H – Permits/Licenses • No environmental deficiency was identified during the site inspection.	
	Part I – Others • Following up on previous session (Ref no.:180710), all environmental deficiencies were rectified/improved by Contractor.	

	Name	Signature	Date
Recorded by	Janet Wai		17 July 2018
Checked by	Dr. Priscilla Choy		17 July 2018

Record Summary of Environmental Site Inspection

Inspection Information

Checklist Reference Number	180726
Date	26 July 2018 (Thursday)
Time	9:30-11:00

Ref. No.	Non-Compliance	Related Item No.
-	None identified	-

Ref. No.	Remarks/Observations	Related Item No.
180726-O01 180726-O02	***Part B – Water Quality*** • No environmental deficiency was identified during the site inspection. ***Part C – Ecology*** • No environmental deficiency was identified during the site inspection. ***Part D – Landscape & Visual*** • No environmental deficiency was identified during the site inspection. ***Part E – Air Quality*** • No environmental deficiency was identified during the site inspection. ***Part F – Construction Noise Impact*** • No environmental deficiency was identified during the site inspection. ***Part G – Waste/Chemical Management*** • The chemical containers and chemical wastes should be sorted out properly near Lower TVF Plenum 1. • Properly clear the oil stain near the storage area of chemical wastes. ***Part H – Permits/Licenses*** • No environmental deficiency was identified during the site inspection. ***Part I – Others*** • Following up on previous session (Ref no.:180717), outstanding item 180717-O01 is required to be followed up and remarked as 180726-O01 which will be reviewed in the next weekly site inspection.	G2ii G2iii

	Name	Signature	Date
Recorded by	Janet Wai		26 July 2018
Checked by	Dr. Priscilla Choy		26 July 2018

Record Summary of Environmental Site Inspection

Inspection Information

Checklist Reference Number	180731
Date	31 July 2018 (Tuesday)
Time	9:30-11:00

Ref. No.	Non-Compliance	Related Item No.
-	None identified	-

Ref. No.	Remarks/Observations	Related Item No.
180731-O01	***Part B – Water Quality*** • No environmental deficiency was identified during the site inspection. ***Part C – Ecology*** • No environmental deficiency was identified during the site inspection. ***Part D – Landscape & Visual*** • No environmental deficiency was identified during the site inspection. ***Part E – Air Quality*** • No environmental deficiency was identified during the site inspection. ***Part F – Construction Noise Impact*** • No environmental deficiency was identified during the site inspection. ***Part G – Waste/Chemical Management*** • The chemical containers and chemical wastes should be sorted out properly near Lower TVF Plenum 1. ***Part H – Permits/Licenses*** • No environmental deficiency was identified during the site inspection. ***Part I – Others*** • Following up on previous session (Ref no.:180726), outstanding item 180726-O01 is required to be followed up and remarked as 180731-O01 which will be reviewed in the next weekly site inspection.	G2ii

	Name	Signature	Date
Recorded by	Janet Wai		31 July 2018
Checked by	Dr. Priscilla Choy		31 July 2018

APPENDIX E
UPDATED ENVIRONMENTAL MITIGATION IMPLEMENTATION SCHEDULE

SCL Works Contract 1102 - Environmental Mitigation Implementation Schedule

EIA Ref.	EM&A Log Ref	Recommended Mitigation Measures	Objectives of the recommended Measures & Main Concerns to address	Who to implement the measures?	Location of the measures	When to Implement the measures?	What requirements or standards for the measures to achieve?	Status
Ecology (Construction Phase)								
S5.4	E1	Engineering works should not encroach into country park boundary, Tei Lung Hau Stream and secondary woodland near the portal at Hin Keng	Minimise ecological impacts	Contractor	Lion Rock Country Park, Tei Lung Hau Stream	Detailed design and construction stage	• AFCD's requirements • EIAO • Country Parks Ordinance	^
S5.7	E5	<u>Good Site Practices</u> Impact to any habitats or local fauna should be avoided by implementing good site practices, including the containment of silt runoff within the site boundary, the containment of contaminated soils for removal from the site, appropriate storage of chemicals and chemical waste away from sites of ecological value and the provision of sanitary facilities for on-site workers. Adoption of such measures should permit waste to be suitably contained within the site for subsequent removal and appropriate disposal. The following good site practices should also be implemented: • Erection of temporary geotextile silt or sediment fences/oil traps around any earth-moving works to trap any sediments and prevent them from entering watercourses in particular the Tei Lung Hau stream; • Avoidance of soil storage against trees or close to	Minimise ecological impacts	Contractor	All construction sites	During construction	• ProPECC PN 1/94	^ ^ N/A

EIA Ref.	EM&A Log Ref	Recommended Mitigation Measures	Objectives of the recommended Measures & Main Concerns to address	Who to implement the measures?	Location of the measures	When to Implement the measures?	What requirements or standards for the measures to achieve?	Status
		waterbodies in particular the Tei Lung Hau stream; • Delineation of works site by erecting hoardings to prevent encroachment onto adjacent habitats and fence off areas which have some ecological value e.g. Tei Lung Hau Stream and the adjoining secondary woodland, tunnel on hill at top of slope stabilisation works; • No on-site burning of waste; • Waste and refuse in appropriate receptacles.						N/A ^ ^
S5.7	E7	Water Quality and Hydrology • Implement water control measures (ETWB TCW No. 5/2005, Protection of natural streams/ rivers from adverse impacts arising from construction works to avoid direct or indirect impacts on theTei Lung Hau Stream) and good site practices.	• Avoid indirect water impact to any wetland habitats or wetland fauna • Minimize the drawdown of water table	Contractor	Works area in Hin Keng	Construction stage	• TCW No. 5/2005	^
Landscape & Visual (Construction Phase)								
S6.9.3	LV1	The following good site practices and measures for minimisation and avoidance of potential impacts are recommended: Re-use of Existing Soil • For soil conservation, existing topsoil shall be re-used where possible for new planting areas within the project. The construction program shall consider using the soil removed from one phase for backfilling another. Suitable storage	Minimize visual & landscape impact	Contractor	Within Project Site	Construction stage	TM-EIAO	^

EIA Ref.	EM&A Log Ref	Recommended Mitigation Measures	Objectives of the recommended Measures & Main Concerns to address	Who to implement the measures?	Location of the measures	When to Implement the measures?	What requirements or standards for the measures to achieve?	Status
		ground, gathering ground and mixing ground may be set up on-site as necessary. No-intrusion Zone • To maximize protection to existing trees, ground vegetation and the associated under storey habitats, construction contracts may designate "No-intrusion Zone" to various areas within the site boundary with rigid and durable fencing for each individual no-intrusion zone. The contractor should closely monitor and restrict the site working staff from entering the "no-intrusion zone", even for indirect construction activities and storage of equipment. Protection of Retained Trees • All retained trees should be recorded photographically at the commencement of the Contract, and carefully protected during the construction period. Detailed tree protection specification shall be allowed and included in the Contract Specification, which specifying the tree protection requirement, submission and approval system, and the tree monitoring system. • The Contractor shall be required to submit, for approval, a detailed working method statement for the protection of trees prior to undertaking any works adjacent to all retained trees,						^ ^ ^

EIA Ref.	EM&A Log Ref	Recommended Mitigation Measures	Objectives of the recommended Measures & Main Concerns to address	Who to implement the measures?	Location of the measures	When to Implement the measures?	What requirements or standards for the measures to achieve?	Status
		including trees in contractor's works sites.						
S6.12	LV2	• Decorative Hoarding Erection of decorative screen during construction stage to screen off undesirable views of the construction site for visual and landscape sensitive areas. Hoarding should be designed to be compatible with the existing urban context. • Management of facilities on work sites To provide proper management of the facilities on the sites, give control on the height and disposition/ arrangement of all facilities on the works site to minimize visual impact to adjacent VSRs. • Tree Transplanting Trees of high to medium survival rate would be affected by the works shall be transplanted where possible and practicable. Tree transplanting proposal including final location for transplanted trees shall be submitted separately to seek relevant government department's approval, in accordance with ETWB TCW No 3/2006.	Minimize visual & landscape impact	Contractor	Within Project Site	Detailed design and Construction stage	EIAO – TM ETWB TCW 2/2004 ETWB TCW 3/2006	^ ^ ^

SCL Works Contract 1102 - Environmental Mitigation Implementation Schedule

EIA Ref.	EM&A Log Ref	Recommended Mitigation Measures	Objectives of the recommended Measures & Main Concerns to address	Who to implement the measures?	Location of the measures	When to Implement the measures?	What requirements or standards for the measures to achieve?	Status
Air Quality (Construction Phase)								
/	A1	Emission from Vehicles and Plants • All vehicles shall be shut down in intermittent use. • Only well-maintained plant should be operated on-site and plant should be serviced regularly to avoid emission of black smoke. • All diesel fuelled construction plant within the works areas shall be powered by ultra-low sulphur diesel fuel (ULSD)	Reduce air pollution emission from construction vehicles and plants	Contractor	All construction sites	Construction stage	• APCO	^ ^ ^
/	A2	Open burning shall be prohibited	Reduce air pollution emission from work site	Contractor	All construction sites	Construction stage	• APCO	^
Construction Dust Impact								
S7.6.5	D1	The contractor shall follow the procedures and requirements given in the Air Pollution Control (Construction Dust) Regulation	Minimize dust impact at the nearby sensitive receivers	Contractor	All construction sites	Construction stage	• APCO • To control the dust impact to meet HKAQO and TM-EIA criteria	*
S7.6.5	D2	• Mitigation measures in form of regular watering under a good site practice should be adopted. Watering once per hour on exposed worksites and haul road in the Kowloon area and once per 1.5hour at those in the Tai Wai area should be conducted to achieve dust removal efficiencies of 91.7%. While the above watering frequencies are to be followed, the extent of watering	Minimize dust impact at the nearby sensitive receivers	Contractor	All construction sites	Construction stage	• APCO • To control the dust impact to meet HKAQO and TM-EIA criteria	^

EIA Ref.	EM&A Log Ref	Recommended Mitigation Measures	Objectives of the recommended Measures & Main Concerns to address	Who to implement the measures?	Location of the measures	When to Implement the measures?	What requirements or standards for the measures to achieve?	Status
		may vary depending on actual site conditions but should be sufficient to maintain an equivalent intensity of no less than 1.8 L/m2 to achieve the dust removal efficiency						
S7.6.5	D3	• Proper watering of exposed spoil should be undertaken throughout the construction phase: • Any excavated or stockpile of dusty material should be covered entirely by impervious sheeting or sprayed with water to maintain the entire surface wet and then removed or backfilled or reinstated where practicable within 24 hours of the excavation or unloading; • Any dusty materials remaining after a stockpile is removed should be wetted with water and cleared from the surface of roads; • A stockpile of dusty material should not be extend beyond the pedestrian barriers, fencing or traffic cones. • The load of dusty materials on a vehicle leaving a construction site should be covered entirely by impervious sheeting to ensure that the dusty materials do not leak from the vehicle; • Where practicable, vehicle washing facilities with high pressure water jet should be provided at every discernible or designated vehicle exit point. The area where vehicle washing takes place and the road section between the washing facilities and the exit	Minimize dust impact at the nearby sensitive receivers	Contractor	All construction sites	Construction stage	• APCO • To control the dust impact to meet HKAQO and TM-EIA criteria	^ ^ ^ ^ ^ ^

EIA Ref.	EM&A Log Ref	Recommended Mitigation Measures	Objectives of the recommended Measures & Main Concerns to address	Who to implement the measures?	Location of the measures	When to Implement the measures?	What requirements or standards for the measures to achieve?	Status
		point should be paved with concrete, bituminous materials or hardcores; • When there are open excavation and reinstatement works, hoarding of not less than 2.4m high should be provided and properly maintained as far as practicable along the site boundary with provision for public crossing; Good site practice shall also be adopted by the Contractor to ensure the conditions of the hoardings are properly maintained throughout the construction period; • The portion of any road leading only to construction site that is within 30m of a vehicle entrance or exit should be kept clear of dusty materials; • Surfaces where any pneumatic or power-driven drilling, cutting, polishing or other mechanical breaking operation takes place should be sprayed with water or a dust suppression chemical continuously; • Any area that involves demolition activities should be sprayed with water or a dust suppression chemical immediately prior to, during and immediately after the activities so as to maintain the entire surface wet; • Where a scaffolding is erected around the perimeter of a building under construction, effective dust screens, sheeting or netting						^ ^ ^ ^ ^

EIA Ref.	EM&A Log Ref	Recommended Mitigation Measures	Objectives of the recommended Measures & Main Concerns to address	Who to implement the measures?	Location of the measures	When to Implement the measures?	What requirements or standards for the measures to achieve?	Status
		should be provided to enclose the scaffolding from the ground floor level of the building, or a canopy should be provided from the first floor level up to the highest level of the scaffolding; Any skip hoist for material transport should be totally enclosed by impervious sheeting; • Every stock of more than 20 bags of cement or dry pulverised fuel ash (PFA) should be covered entirely by impervious sheeting or placed in an area sheltered on the top and the 3 sides; • Cement or dry PFA delivered in bulk should be stored in a closed silo fitted with an audible high level alarm which is interlocked with the material filling line and no overfilling is allowed; • Loading, unloading, transfer, handling or storage of bulk cement or dry PFA should be carried out in a totally enclosed system or facility, and any vent or exhaust should be fitted with an effective fabric filter or equivalent air pollution control system; and • Exposed earth should be properly treated by compaction, turfing, hydroseeding, vegetation planting or sealing with latex, vinyl,bitumen, shotcrete or other suitable surface stabiliser within six months after the last construction activity on the construction site or part of the construction site where the						^ ^ ^ ^

EIA Ref.	EM&A Log Ref	Recommended Mitigation Measures	Objectives of the recommended Measures & Main Concerns to address	Who to implement the measures?	Location of the measures	When to Implement the measures?	What requirements or standards for the measures to achieve?	Status
		exposed earth lies.						
S7.6.5	D6	Implement regular dust monitoring under EM&A programme during the construction stage.	Monitoring of dust impact	Contractor	Selected representative dust monitoring station	Construction stage	• TM-EIA	^
Construction Noise (Airborne)								
S8.3.6	N1	Implement the following good site practices: • only well-maintained plant should be operated on-site and plant should be serviced regularly during the construction programme; • machines and plant (such as trucks, cranes) that may be in intermittent use should be shut down between work periods or should be throttled down to a minimum; • plant known to emit noise strongly in one direction, where possible, be orientated so that the noise is directed away from nearby NSRs; • silencers or mufflers on construction equipment should be properly fitted and maintained during the construction works; • mobile plant should be sited as far away from NSRs as possible and practicable; • material stockpiles, mobile container site office and other structures should be effectively utilised, where practicable, to	Control construction airborne noise	Contractor	All construction sites	Construction stage	• Annex 5, TM-EIA	^ ^ ^ ^ ^ ^

EIA Ref.	EM&A Log Ref	Recommended Mitigation Measures	Objectives of the recommended Measures & Main Concerns to address	Who to implement the measures?	Location of the measures	When to Implement the measures?	What requirements or standards for the measures to achieve?	Status
		screen noise from on-site construction activities.						
S8.3.6	N2	Install temporary hoarding located on the site boundaries between noisy construction activities and NSRs. The conditions of the hoardings shall be properly maintained throughout the construction period.	Reduce the construction noise levels at low-level zone of NSRs through partial screening.	Contractor	All construction sites	Construction stage	• Annex 5, TM-EIA	^
S8.3.6	N3	Install movable noise barriers (typical design is wooden framed barrier with a small-cantilevered on a skid footing with 25mm thick internal sound absorptive lining), acoustic mat or full enclosure, screen the noisy plants including air compressor, generators and saw.	Screen the noisy plant items to be used at all construction sites	Contractor	All construction sites where practicable	Construction stage	• Annex 5, TM-EIA	^
S8.3.6	N4	Use “Quiet plants”	Reduce the noise levels of plant items	Contractor	All construction sites where practicable	Construction stage	• Annex 5, TM-EIA	^
S8.3.6	N5	Sequencing operation of construction plants where practicable.	Operate sequentially within the same work site to reduce the construction airborne noise	Contractor	All construction sites where practicable	Construction stage	• Annex 5, TM-EIA	^
S8.3.6	N6	Implement a noise monitoring under EM&A programme.	Monitor the construction noise levels at the selected representative locations	Contractor	Selected representative noise	Construction stage	• TM-EIA	^

EIA Ref.	EM&A Log Ref	Recommended Mitigation Measures	Objectives of the recommended Measures & Main Concerns to address	Who to implement the measures?	Location of the measures	When to Implement the measures?	What requirements or standards for the measures to achieve?	Status
					monitoring station			
Water Quality (Construction Phase)								
S10.7.1	W1	In accordance with the Practice Note for Professional Persons on Construction Site Drainage, Environmental Protection Department,1994 (ProPECC PN1/94), construction phase mitigation measures shall include the following: <u>Construction Runoff and Site Drainage</u> ・ At the start of site establishment (including the barging facilities),perimeter cut-off drains to direct off-site water around the site should be constructed with internal drainage works and erosion and sedimentation control facilities implemented. Channels (both temporary and permanent drainage pipes and culverts), earthbunds or sand bag barriers should be provided on site to direct stormwater to silt removal facilities. The design of the temporary on-site drainage system will be undertaken by the contractor prior to the commencement of construction. ・ The dikes or embankments for flood protection should be implemented around the boundaries of earthwork areas. Temporary ditches should be provided to facilitate the runoff discharge into an appropriate watercourse, through a site/sediment trap. The sediment/silt traps should be incorporated in the permanent drainage channels to enhance deposition rates.	To minimize water quality impact from construction site runoff and general construction activities	Contractor	All construction sites where practicable	Construction stage	・ Water Pollution Control Ordinance ・ProPECC PN1/94 ・ TM-EIAO ・ TM-Water	^ ^

EIA Ref.	EM&A Log Ref	Recommended Mitigation Measures	Objectives of the recommended Measures & Main Concerns to address	Who to implement the measures?	Location of the measures	When to Implement the measures?	What requirements or standards for the measures to achieve?	Status
		• The design of efficient silt removal facilities should be based on the guidelines in Appendix A1 of ProPECC PN 1/94, which states that the retention time for silt/sand traps should be 5 minutes under maximum flow conditions. Sizes may vary depending upon the flow rate, but for a flow rate of 0.1 m3/s a sedimentation basin of 30m3 would be required and for a flow rate of 0.5 m3/s the basin would be 150 m3. The detailed design of the sand/silt traps shall be undertaken by the contractor prior to the commencement of construction. • All exposed earth areas should be completed and vegetated as soon as possible after earthworks have been completed, or alternatively, within 14 days of the cessation of earthworks where practicable. Exposed slope surfaces should be covered by tarpaulin or other means. • The overall slope of the site should be kept to a minimum to reduce the erosive potential of surface water flows, and all traffic areas and access roads protected by coarse stone ballast. An additional advantage accruing from the use of crushed stone is the positive traction gained during prolonged periods of inclement weather and the reduction of surface sheet flows. • All drainage facilities and erosion and sediment control						^ ^ ^ ^

EIA Ref.	EM&A Log Ref	Recommended Mitigation Measures	Objectives of the recommended Measures & Main Concerns to address	Who to implement the measures?	Location of the measures	When to Implement the measures?	What requirements or standards for the measures to achieve?	Status
		structures should be regularly inspected and maintained to ensure proper and efficient operation at all times and particularly following rainstorms. Deposited silt and grit should be removed regularly and disposed of by spreading evenly over stable, vegetated areas. • Measures should be taken to minimise the ingress of site drainage into excavations. If the excavation of trenches in wet periods is necessary, they should be dug and backfilled in short sections wherever practicable. Water pumped out from trenches or foundation excavations should be discharged into storm drains via silt removal facilities. • Open stockpiles of construction materials (for example, aggregates, sand and fill material) of more than 50m3 should be covered with tarpaulin or similar fabric during rainstorms. Measures should be taken to prevent the washing away of construction materials, soil, silt or debris into any drainage system. • Manholes (including newly constructed ones) should always be adequately covered and temporarily sealed so as to prevent silt, construction materials or debris being washed into the drainage system and storm runoff being directed into foul sewers. • Precautions be taken at any time of year when rainstorms are						^ ^ ^ *

EIA Ref.	EM&A Log Ref	Recommended Mitigation Measures	Objectives of the recommended Measures & Main Concerns to address	Who to implement the measures?	Location of the measures	When to Implement the measures?	What requirements or standards for the measures to achieve?	Status
		likely, actions to be taken when a rainstorm is imminent or forecasted, and actions to be taken during or after rainstorms are summarised in Appendix A2 of ProPECC PN 1/94. Particular attention should be paid to the control of silty surface runoff during storm events, especially for areas located near steep slopes. • All vehicles and plant should be cleaned before leaving a construction site to ensure no earth, mud, debris and the like is deposited by them on roads. An adequately designed and sited wheel washing facilities should be provided at every construction site exit where practicable. Wash-water should have sand and silt settled out and removed at least on a weekly basis to ensure the continued efficiency of the process. The section of access road leading to, and exiting from, the wheel-wash bay to the public road should be paved with sufficient backfall toward the wheel-wash bay to prevent vehicle tracking of soil and silty water to public roads and drains. • Oil interceptors should be provided in the drainage system downstream of any oil/fuel pollution sources. The oil interceptors should be emptied and cleaned regularly to prevent the release of oil and grease into the storm water drainage system after accidental spillage. A bypass should be provided for the oil						^ ^

EIA Ref.	EM&A Log Ref	Recommended Mitigation Measures	Objectives of the recommended Measures & Main Concerns to address	Who to implement the measures?	Location of the measures	When to Implement the measures?	What requirements or standards for the measures to achieve?	Status
		interceptors to prevent flushing during heavy rain. • Construction solid waste, debris and rubbish on site should be collected, handled and disposed of properly to avoid water quality impacts. • All fuel tanks and storage areas should be provided with locks and sited on sealed areas, within bunds of a capacity equal to 110% of the storage capacity of the largest tank to prevent spilled fuel oils from reaching water sensitive receivers nearby. • All the earth works involving should be conducted sequentially to limit the amount of construction runoff generated from exposed areas during the wet season (April to September) as far as practicable. • Adopt best management practices						^ ^ ^ ^
S10.7.1	W3	<u>Sewage Effluent</u> • Portable chemical toilets and sewage holding tanks are recommended for handling the construction sewage generated by the workforce. A licensed contractor should be employed to provide appropriate and adequate portable toilets and be responsible for appropriate disposal and maintenance.	To minimize water quality from sewage effluent	Contractor	All construction sites where practicable	Construction stage	• Water Pollution Control Ordinance • TM-water	^

EIA Ref.	EM&A Log Ref	Recommended Mitigation Measures	Objectives of the recommended Measures & Main Concerns to address	Who to implement the measures?	Location of the measures	When to Implement the measures?	What requirements or standards for the measures to achieve?	Status
S10.7.1	W7	In order to prevent accidental spillage of chemicals, the following is recommended: • All the tanks, containers, storage area should be bunded and the locations should be locked as far as possible from the sensitive watercourse and stormwater drains. • The Contractor should register as a chemical waste producer if chemical wastes would be generated. Storage of chemical waste arising from the construction activities should be stored with suitable labels and warnings. • Disposal of chemical wastes should be conducted in compliance with the requirements as stated in the Waste disposal (Chemical Waste) (General) Regulation.	To minimize water quality impact from accidental spillage	Contractor	All construction sites where practicable	Construction stage	• Water Pollution Control Ordinance • ProPECC PN1/94 • TM-EIAO • TM-Water	^ ^ ^
Waste Management (Construction Waste)								
S11.4.1.1	WM1	<u>On-site sorting of C&D material</u> • Geological assessment should be carried out by competent persons on site during excavation to identify materials which are not suitable to use as aggregate in structural concrete (e.g. volcanic rock, Aplite dyke rock, etc). Volcanic rock and Aplite dyke rock should be separated at the source sites as far as practicable and stored at designated stockpile areas preventing them from delivering to crushing facilities. The crushing plant	Separation of unsuitable rock from ending up at concrete batching plants and be turned into concrete for structural use	Contractor	All construction sites	Construction stage	• DEVB TC(W) No. 6/2010	^

EIA Ref.	EM&A Log Ref	Recommended Mitigation Measures	Objectives of the recommended Measures & Main Concerns to address	Who to implement the measures?	Location of the measures	When to Implement the measures?	What requirements or standards for the measures to achieve?	Status
		operator should also be reminded to set up measures to prevent unsuitable rock from ended up at concrete batching plants and be turned into concrete for structural use. Details regarding control measures at source site and crushing facilities should be submitted by the Contractors for the Engineer to review and agree. In addition, site records should also be kept for the types of rock materials excavated and the traceability of delivery will be ensured with the implementation of Trip Ticket System and enforced by site supervisory staff as stipulated under DEVB TC(W) No. 6/2010 for tracking of the correct delivery to the rock crushing facilities for processing into aggregates. Alternative disposal option for the reuse of volcanic rock and Aplite Dyke rock, etc should also be explored.						
S11.5.1	WM2	<u>Construction and Demolition Material</u> • Maintain temporary stockpiles and reuse excavated fill material for backfilling and reinstatement; • Carry out on-site sorting; • Make provisions in the Contract documents to allow and promote the use of recycled aggregates where appropriate; • Adopt 'Selective Demolition' technique to demolish the existing structures and facilities with a view to recovering broken concrete effectively for recycling purpose, where possible;	Good site practice to minimize the waste generation and recycle the C&D materials as far as practicable so as to reduce the amount for final disposal	Contractor	All construction sites	Construction stage	• Land (Miscellaneous Provisions) Ordinance • Waste Disposal Ordinance • ETWB TCW No. 19/2005	^ ^ ^ ^

EIA Ref.	EM&A Log Ref	Recommended Mitigation Measures	Objectives of the recommended Measures & Main Concerns to address	Who to implement the measures?	Location of the measures	When to Implement the measures?	What requirements or standards for the measures to achieve?	Status
		• Implement a trip-ticket system for each works contract to ensure that the disposal of C&D materials are properly documented and verified; and • Implement an enhanced Waste Management Plan similar to ETWBTC (Works) No. 19/2005 – "Environmental Management on Construction Sites" to encourage on-site sorting of C&D materials and to minimize their generation during the course of construction. • In addition, disposal of the C&D materials onto any sensitive locations such as agricultural lands, etc. should be avoided. The Contractor shall propose the final disposal sites to the Project Proponent and get its approval before implementation						^ ^ ^
S11.5.1	WM3	<u>C&D Waste</u> • Standard formwork or pre-fabrication should be used as far as practicable in order to minimise the arising of C&D materials. The use of more durable formwork or plastic facing for the construction works should be considered. Use of wooden hoardings should not be used, as in other projects. Metal hoarding should be used to enhance the possibility of recycling. The purchasing of construction materials will be carefully planned in order to avoid over ordering and wastage.	Good site practice to minimize the waste generation and recycle the C&D materials as far as practicable so as to reduce the amount for final disposal	Contractor	All construction sites	Construction stage	• Land (Miscellaneous Provisions) Ordinance • Waste Disposal Ordinance • ETWB TCW No. 19/2005	^

EIA Ref.	EM&A Log Ref	Recommended Mitigation Measures	Objectives of the recommended Measures & Main Concerns to address	Who to implement the measures?	Location of the measures	When to Implement the measures?	What requirements or standards for the measures to achieve?	Status
		• The Contractor should recycle as much of the C&D materials as possible on-site. Public fill and C&D waste should be segregated and stored in different containers or skips to enhance reuse or recycling of materials and their proper disposal. Where practicable, concrete and masonry can be crushed and used as fill. Steel reinforcement bar can be used by scrap steel mills. Different areas of the sites should be considered for such segregation and storage.						^
S11.5.1	WM4	General Refuse • General refuse generated on-site should be stored in enclosed bins or compaction units separately from construction and chemical wastes. • A reputable waste collector should be employed by the Contractor to remove general refuse from the site, separately from construction and chemical wastes, on a daily basis to minimize odour, pest and litter impacts. Burning of refuse on construction sites is prohibited by law. • Aluminium cans are often recovered from the waste stream by individual collectors if they are segregated and made easily accessible. Separate labelled bins for their deposit should be provided if feasible. • Office wastes can be reduced through the recycling of paper if	Minimize production of the general refuse and avoid odour, pest and litter impacts	Contractor	All construction sites	Construction stage	• Waste Disposal Ordinance	^ * ^ ^

EIA Ref.	EM&A Log Ref	Recommended Mitigation Measures	Objectives of the recommended Measures & Main Concerns to address	Who to implement the measures?	Location of the measures	When to Implement the measures?	What requirements or standards for the measures to achieve?	Status
		volumes are large enough to warrant collection. Participation in a local collection scheme should be considered by the Contractor.						
S11.5.1	WM7	Chemical Waste ・ Chemical waste that is produced, as defined by Schedule 1 of the Waste Disposal (Chemical Waste) (General) Regulation, should be handled in accordance with the Code of Practice on the Packaging, Labelling and Storage of Chemical Wastes. ・ Containers used for the storage of chemical wastes should be suitable for the substance they are holding, resistant to corrosion, maintained in a good condition, and securely closed; have a capacity of less than 450 liters unless the specification has been approved by the EPD; and display a label in English and Chinese in accordance with instructions prescribed in Schedule 2 of the regulation. ・ The storage area for chemical wastes should be clearly labelled and used solely for the storage of chemical waste; enclosed on at least 3 sides; have an impermeable floor and bunding of sufficient capacity to accommodate 110% of the volume of the largest container or 20 % of the total volume of waste stored in that area, whichever is the greatest; have adequate ventilation; covered to prevent rainfall entering; and arranged so that incompatible materials are adequately separated.	Control the chemical waste and ensure proper storage, handling and disposal.	Contractor	All construction sites	Construction Stage	・ Waste Disposal (Chemical Waste) General) Regulation ・ Code of Practice on the Packaging, Labelling and Storage of Chemical Waste	* ^ *

EIA Ref.	EM&A Log Ref	Recommended Mitigation Measures	Objectives of the recommended Measures & Main Concerns to address	Who to implement the measures?	Location of the measures	When to Implement the measures?	What requirements or standards for the measures to achieve?	Status
		• Disposal of chemical waste should be via a licensed waste collector; be to a facility licensed to receive chemical waste, such as the Chemical Waste Treatment Centre which also offers a chemical waste collection service and can supply the necessary storage containers; or be to a reuser of the waste, under approval from the EPD.						^
Land Contamination								

EIA Ref.	EM&A Log Ref	Recommended Mitigation Measures	Objectives of the recommended Measures & Main Concerns to address	Who to implement the measures?	Location of the measures	When to Implement the measures?	What requirements or standards for the measures to achieve?	Status
S12.12	LC2	Re-sampling at NTSAMC • The soil re-sampling and analysis of cyanide (free) at Site L1 (NT South Animal Centre) should be conducted after the site is resumed and handed over to the Project Proponent. • Following the completion of re-sampling and lab testing works of this site, a second Supplementary CAR and Supplementary RAP (if contamination is confirmed) shall be prepared and submitted to EPD for agreement. • Supplementary Remediation Report (RR) shall also be prepared and submitted to EPD for endorsement prior to the commencement of any construction/ development works at Site L1 (NT South Animal Centre)	To analyse cyanide (free) at Site L1 (NT South Animal Centre)	Contractor	Site L1 (NT South Animal Centre)	After the site is resumed and handed over to the Project Proponent	• Practice Guide (PG) for Investigation and Remediation of Contaminated Land • GN/GM for land contamination • Risk-Based Remediation Goals	^ ^ ^
Hazard to Life								
Chapter 13.13	A13C.8	Installation of on-site gas monitors in all relevant SCL construction/operation areas;	To reduce the risks to the SCL staff, construction workers and passengers	MTRC/ Contractor	Guardhouse next to Site Entrance (Opposite to Hin	Construction and operation		^

EIA Ref.	EM&A Log Ref	Recommended Mitigation Measures	Objectives of the recommended Measures & Main Concerns to address	Who to implement the measures?	Location of the measures	When to Implement the measures?	What requirements or standards for the measures to achieve?	Status
					Keng Street)	phases		
Chapter 13.13	A13C.8	Establishment of emergency response and evacuation plans (cooperation of various parties/departments required. For the operational phase the emergency plan should also include adequate procedures for controlling the tunnel ventilation system and stopping of the SCL train traffic in order to prevent the trains moving into the affected areas.)	To reduce the risks to the SCL staff, construction workers and passengers	MTRC/ Contractor	-	Construction and operation phases		^
Chapter 13.13	A13C.8	Safety/emergency response/evacuation training and drills for all personnel	To reduce the risks to the SCL staff, construction workers and passengers	MTRC/ Contractor	-	Construction and operation phases		^
EM&A Project								

SCL Works Contract 1102 - Environmental Mitigation Implementation Schedule

EIA Ref.	EM&A Log Ref	Recommended Mitigation Measures	Objectives of the recommended Measures & Main Concerns to address	Who to implement the measures?	Location of the measures	When to Implement the measures?	What requirements or standards for the measures to achieve?	Status
S 14.2	EM1	• An Independent Environmental Checker needs to be employed as per the EM&A Manual.	Control EM&A Performance	MTR Corporation	All construction sites	Construction stage	• EIAO Guidance Note No.4/2010 • TM-EIAO	^
S 14.2 – 14.4	EM2	• An Environmental Team needs to be employed as per the EM&A Manual • Prepare a systematic Environmental Management Plan to ensure effective implementation of the mitigation measures. • An environmental impact monitoring needs to be implementing by the Environmental Team to ensure all the requirements given in the EM&A Manual are fully complied with.	Perform environmental monitoring & auditing	MTR Corporation/ Contractor	All construction sites	Construction stage	• EIAO Guidance Note No.4/2010 • TM-EIAO	^ ^ ^

Remarks: ^ Compliance of mitigation measure X Non-compliance of mitigation measure

• Non-compliance but rectified by the contractor

* Recommendation was made during site audit but improved/rectified by the contractor.

N/A Not Applicable

APPENDIX F
EVENT AND ACTION PLANS

Appendix F - Event and Action Plan for Air Quality Monitoring during Construction Phase

EVENT	ACTION			
	Works Contract 1102 ET	IEC	ER	CONTRACTOR
ACTION LEVEL				
1. Exceedance for one sample	1. Inform the IEC, Contractor and ER; 2. Discuss with the Contractor, IEC and ER on the remedial measures required; 3. Repeat measurement to confirm findings; 4. Increase monitoring frequency	1. Check monitoring data submitted by the ET; 2. Check Contractor's working method; 3. Review and advise the ET and ER on the effectiveness of the proposed remedial measures.	1. Confirm receipt of notification of exceedance in writing;	1. Identify source(s), investigate the causes of exceedance and propose remedial measures; 2. Implement remedial measures; 3. Amend working methods agreed with the ER as appropriate.
2.Exceedance for two or more consecutive samples	1. Inform the IEC, Contractor and ER; 2. Discuss with the ER, IEC and Contractor on the remedial measures required; 3. Repeat measurements to confirm findings; 4. Increase monitoring frequency to daily; 5. If exceedance continues, arrange meeting with the IEC, ER and Contractor; 6. If exceedance stops, cease addtional monitoring	1. Check monitoring data submitted by the ET; 2. Check Contractor's working method; 3. Review and advise the ET and ER on the effectiveness of the proposed remedial measures.	1. Confirm receipt of notification of exceedance in writing; 2. Notify the Contractor, IEC and ET; 3. Review and agree on the remedial measures proposed by the Contractor; 4. Supervise Implementation of remedial measures.	1. Identify source and investigate the causes of exceedance; 2. Submit proposals for remedial measures to the ER with a copy to ET and IEC within three working days of notification; 3. Implement the agreed proposals; 4. Amend proposal as appropriate.

LIMIT LEVEL				
1.Exceedance for one sample	1. Inform the IEC, Contractor and ER; 2. Repeat measurement to confirm findings; 3. Increase monitoring frequency to daily; 4. Discuss with the ER, IEC and contractor on the remedial measures and assess the effectiveness.	1. Check monitoring data submitted by the ET; 2. Check the Contractor's working method; 3. Discuss with the ET, ER and Contractor on possible remedial measures; 4. Review and advise the ER and ET on the effectiveness of Contractor's remedial measures.	1. Confirm receipt of notification of exceedance in writing; 2. Notify the Contractor, IEC and ET; 3. Review and agree on the remedial measures proposed by the Contractor; 4. Supervise implementation of remedial measures.	1. Identify source(s) and investigate the causes of exceedance; 2. Take immediate action to avoid further exceedance; 3. Submit proposals for remedial measures to ER with a copy to ET and IEC within three working days of notification; 4. Implement the agreed proposals; 5. Amend proposal if appropriate.
2.Exceedance for two or more consecutive samples	1. Notify IEC, Contractor and EPD; 2. Repeat measurement to confirm findings; 3. Increase monitoring frequency to daily; 4. Carry out analysis of the Contractor's working procedures with the ER to determine possible mitigation to be implemented; 5. Arrange meeting with the IEC, Contractor and ER to discuss the remedial measures to be taken; 6. Review the effectiveness of the Contractor's remedial measures and keep IEC, EPD and ER informed of the results; 7. If exceedance stops, cease additional monitoring.	1. Check monitoring data submitted by the ET; 2. Check the Contractor's working method; 3. Discuss with ET, ER, and Contractor on the potential remedial measures; 4. Review and advise the ER and ET on the effectiveness of Contractor's remedial measures.	1. Confirm receipt of notification of exceedance in writing; 2. Notify the Contractor, IEC and ET; 3. In consultation with the ET and IEC, agree with the Contractor on the remedial measures to be implemented; 4. Supervise the implementation of remedial measures; 5. If exceedance continues, consider what portion of the work is responsible and instruct the Contractor to stop that portion of work until the exceedance is abated.	1. Identify source(s) and investigate the causes of exceedance; 2. Take immediate action to avoid further exceedance; 3. Submit proposals for remedial measures to the ER with a copy to the IEC and ET within three working days of notification; 4. Implement the agreed proposals; 5. Revise and resubmit proposals if problem still not under control; 6. Stop the relevant portion of works as determined by the ER until the exceedance is abated.

Event and Action Plan for Noise Monitoring during Construction Phase

EVENT	ACTION			
	Works Contract 1102 ET	**IEC**	**ER**	**CONTRACTOR**
Action Level	1. Notify the IEC, Contractor and ER 2. Discuss with the ER, IEC and Contractor on the remedial measures required 3. Increase monitoring frequency to check mitigation effectiveness	1. Review the investigation results submitted by the contractor; 2. Review and advise the ET and ER on the effectiveness of the remedial measures proposed by the Contractor. .	1. Confirm receipt of notification of complaint in writing 2. Notify the Contractor, IEC and ET 3. Review and agree on the remedial measures proposed by the Contractor; 4. Supervise implementation of remedial measures	1. Investigate the complaint and propose remedial measures 2. Report the results of investigation to the IEC, ET and ER 3. Submit noise mitigation proposals to the ER with copy to the IEC and ET within 3 working days of notification. 4. Implement noise mitigation proposals
Limit Level	1. Notify the IEC, Contractor and EPD 2. Repeat measurement to confirm findings 3. Increase monitoring frequency 4. Carry out analysis of Contractor's working procedures to determine possible mitigation to be implemented 5. Arrange meeting with the IEC, Contractor and ER to discuss the remedial measures to be taken; 6. Inform IEC, ER and EPD the causes and actions taken for the exceedances 7. Assess effectiveness of the Contractor's remedial measures and keep IEC, ER and EPD informed of the results	1. Check monitoring data submitted by the ET; 2. Check the Contractor's working method; 3. Discuss with the ER, ET and Contractor on the potential remedial measures 4. Review and advise the ET and ER on the effectiveness of the remedial measures proposed by the Contractor.	1. Confirm receipt of notification of exceedance in writing 2. Notify the Contractor, IEC and ET 3. In consultation with the ET and IEC, agree with the Contractor on the remedial measures to be implemented 4. Supervise the implementation of remedial measures 5. If exceedance continues, consider what portion of the work is responsible and instruct the Contractor to stop that portion of work until the exceedance is abated	1. Identify source and investigate the causes of exceedance 2. Take immediate action to avoid further exceedance 3. Submit proposals for remedial measures to the ER with copy to the IEC and ET within 3 working days of notification. 4. Implement the agreed proposals 5. Revise and resubmit proposals if problem still not under control 6. Stop the relevant portion of works as determined by the ER until the exceedance is abated

Event and Action Plan for Landscape and Visual during Construction Phase

Action Level	Works Contract 1102 ET	IEC	ER	Contractor
Non-conformity on one occasion	1. Inform the Contractor, the IEC and the ER 2. Discuss remedial actions with the IEC, the ER and the Contractor 3. Monitor remedial actions until rectification has been completed	1. Check inspection report 2. Check the Contractor's working method 3. Discuss with the ET, ER and the Contractor on possible remedial measures 4. Advise the ER on effectiveness of proposed remedial measures.	1. Confirm receipt of notification of non-conformity in writing 2. Review and agree on the remedial measures proposed by the Contractor 3. Supervise implementation of remedial measures	1. Identify Source and investigate the non-conformity 2. Implement remedial measures 3. Amend working methods agreed with the ER as appropriate 4. Rectify damage and undertake any necessary replacement
Repeated Non-conformity	1. Identify Source 2. Inform the Contractor, the IEC and the ER 3. Increase inspection frequency 4. Discuss remedial actions with the IEC, the ER and the Contractor 5. Monitor remedial actions until rectification has been completed 6. If non-conformity stops, cease additional monitoring	1. Check inspection report 2. Check the Contractor's working method 3. Discuss with the ET and the Contractor on possible remedial measures 4. Advise the ER on effectiveness of proposed remedial measures	1. Notify the Contractor 2. In consultation with the ET and IEC, agree with the Contractor on the remedial measures to be implemented 3. Supervise implementation of remedial measures.	1. Identify Source and investigate the non-conformity 2. Implement remedial measures 3. Amend working methods agreed with the ER as appropriate 4. Rectify damage and undertake any necessary replacement. Stop relevant portion of works as determined by the ER until the non-conformity is abated.

APPENDIX G
WASTE GENERATION IN THE REPORTING MONTH

Name of Contractor: Penta-Ocean Construction Co. Ltd.
Waste Flow Table for Year 2018

Month	Actual Quantities of Inert C&D Materials Generated Monthly						Actual Quantities of C&D Wastes Generated Monthly				
	Total Quantity Generated	Broken Concrete	Reused in the Contract	Reused in other Projects	Disposed as Public Fill (See Note 1)	Disposed as Sorting Facility	Metals	Paper/ cardboard packaging	Plastics	Chemical Waste	Others, e.g. general refuse
	(in '000m^3)	(in '000m^3)	(in '000m^3)	(in '000m^3)	(in '000m^3)	(in '000m^3)	(in '000 kg)	(in '000kg)	(in '000kg)	(in '000kg)	(in '000m^3)
Jan-18	0.0720	0	0	0	0.0600	0.012	0	0	0	0	0.0847
Feb-18	0.0162	0	0	0	0.0162	0	0	0	0	0	0.0300
Mar-18	0.0800	0	0	0	0.0000	0	0	0	0	0	0.0060
Apr-18	0.0161	0	0	0	0.0161	0	0	0	0	0	0.0530
May-18	0.0197	0	0	0	0	0	0	0	0	0	0.0197
Jun-18	0.0390	0	0	0	0.039	0	0	0	0	0	0.0180
Jul-18	0.0000	0	0	0	0	0	0	0	0	0	0.0217
Total	**0.2430**	**0**	**0**	**0**	**0**	**0**	**0**	**0**	**0**	**0**	**0.2331**

Note: (1) Inert C&D materials include excavated soil and rock. 0.0 m^3 and 0.0 m^3 of inert C&D materials were delivered to Tuen Mun Area 38 Fill Bank and Tseung Kwan O Area 137 Fill Bank respectively during the reporting month.

Note: (2) The cut-off date of waste flow table in reporting month was 31 July 2018.

APPENDIX H
LOG AND CUMULATIVE SUMMARY TABLE FOR COMPLAINTS, NOTIFICATIONS OF SUMMONS AND SUCCESSFUL PROSECUTIONS

Appendix H - Log and Cumulative Summary Table for Complaints, Notifications of Summons and Successful Prosecutions

Reporting Month: July 2018

Complaint Log

Log Ref.	Date/Location	Complainant/ Date of Contact	Details of Complaint	Investigation/ Mitigation Action	Status
--	--	--	--	--	--

Log for Notifications of Summons

Log Ref.	Date/Location	Subject	Status	Total no. Received in this reporting month	Total no. Received since project commencement
--	--	--	--	--	--

Log for Successful Prosecutions

Log Ref.	Date/Location	Subject	Status	Total no. Received in this reporting month	Total no. Received since the commencement of the project
--	--	--	--	--	--

Cumulative Summary Table for Complaints, Notifications of Summons and Successful Prosecution

Reporting Month	Number of Complaints	Number of Notifications of Summons	Number of Successful Prosecution
October 2013	0	0	0
November 2013	0	0	0
December 2013	0	0	0
January 2014	0	0	0
February 2014	0	0	0
March 2014	0	0	0
April 2014	0	0	0
May 2014	0	0	0
June 2014	0	0	0
July 2014	0	0	0
August 2014	0	0	0
September 2014	0	0	0
October 2014	0	0	0
November 2014	1	0	0
December 2014	0	0	0

Reporting Month	Number of Complaints	Number of Notifications of Summons	Number of Successful Prosecution
January 2015	0	0	0
February 2015	0	0	0
March 2015	0	0	0
April 2015	0	0	0
May 2015	0	0	0
June 2015	0	0	0
July 2015	0	0	0
August 2015	0	0	0
September 2015	0	0	0
October 2015	0	0	0
November 2015	0	0	0
December 2015	0	0	0
January 2016	0	0	0
February 2016	0	0	0
March 2016	0	0	0
April 2016	0	0	0

Reporting Month	Number of Complaints	Number of Notifications of Summons	Number of Successful Prosecution
May 2016	0	0	0
June 2016	0	0	0
July 2016	0	0	0
August 2016	0	0	0
September 2016	0	0	0
October 2016	0	0	0
November 2016	0	0	0
December 2016	0	0	0
January 2017	0	0	0
February 2017	0	0	0
March 2017	0	0	0
April 2017	0	0	0
May 2017	0	0	0
June 2017	1	0	0
July 2017	0	0	0
August 2017	0	0	0

Reporting Month	Number of Complaints	Number of Notifications of Summons	Number of Successful Prosecution
September 2017	0	0	0
October 2017	0	0	0
November 2017	0	0	0
December 2017	0	0	0
January 2018	0	0	0
February 2018	0	0	0
March 2018	0	0	0
April 2018	0	0	0
May 2018	0	0	0
June 2018	0	0	0
July 2018	0	0	0
Total	2	0	0

Appendix G

Final EM&A Review Report for Works Contract 1108 – Kai Tak Station and Associated Tunnels

MTR Corporation Limited

Shatin to Central Link –
Tai Wai to Hung Hom Section

Final EM&A Review Report

[Period from June 2013 to July 2018]

Works Contract 1108 – Kai Tak Station and Associated Tunnels

(August 2018)

Certified by: Goldie Fung

Position: Environmental Team Leader

Date: 13 August 2018

Kaden – Chun Wo Joint Venture (KCJV)

Shatin to Central Link –

Contract 1108

Kai Tak Station and Associated Tunnels

Final Environmental Monitoring & Auditing Review Report

August 2018

The Contents of this report have been certified by:

Ms. Goldie Fung
(Environmental Team Leader)

Environmental Pioneers & Solutions Limited
Flat A, 8/F, Chaiwan Industrial Centre,
20 Lee Chung Street, Chai Wan, Hong Kong
Tel: 2556 9172 Fax: 2856 2010

TABLE OF CONTENT

Executive Summary 3
1 Introduction 6
1.1 Purpose of the Report 6
1.2 Structure of the Report 6
2 Project Information 7
2.1 Background 7
2.2 General Site Description 7
2.3 Construction Programme and Activities 7
2.4 Project Organization 7
2.5 Summary of EM&A Requirements 7
3 Environmental Monitoring Requirements 9
3.1 Culture Heritage 9
3.2 Landscape and Visual 9
4 Implementation Status on Environmental Protection Requirements 10
5 Summary EM&A Works 13
5.1 Cultural Heritage 13
5.2 Landscape and Visual 13
5.3 Waste Management 13
6 Environmental Site Inspection 14
6.1 Site Audit 14
6.2 Implementation Status of Environmental Mitigation Measures 14
7 Environmental Non-Conformance 16
7.1 Summary of Environmental Exceedances 16
7.2 Summary of Environmental Non-Compliance 16
7.3 Summary of Environmental Complaint 16
7.4 Summary of Environmental Summon and Successful Prosecution 16
8 Comments, Recommendations and Conclusions 17

LIST OF APPENDICES

Appendix A: Site Location Plan
Appendix B: Project Organization Chart & Contact Details
Appendix C: Buffer Zone for Lung Tsun Stone Bridge & Former Kowloon City Pier
Appendix D: Event/Action Plan for landscape & Visual During Construction Stage
Appendix E: Waste Flow Table
Appendix F: Updated Environmental Mitigation Implementation Schedule
Appendix G: Cumulative Log for Environmental Exceedance, Complaints, Notification of Summons and Successful Prosecutions

LIST OF TABLES

Table 4.1: Status of Required Submissions under EP
Table 5.1: Quantities of Waste Disposed from the Project
Table 6.1: Summary Results of Site Inspections Findings

Executive Summary

This is the Final Environmental Monitoring and Audit (EM&A) Report for **MTR Shatin to Central Link (SCL) Works Contract 1108 – Kai Tak Station and Associated Tunnels**. This report documents the finding of EM&A Works conducted from June 2013 to July 2018.

Summary of the Construction Works undertaken during the construction period

The major site activities of Contract 1108 were including:

- Record survey and control points setup;
- General site clearance and reducing ground level to +5.0mPD at KAT;
- Underground utilities detection;
- Ground investigation of seawalls;
- Installation of ground instrumentations;
- Existing underground utilities surveying and recording;
- Hoarding erection;
- Breaking up existing concrete paving at Tunnels;
- Excavation & shotcreting on excavated slope
- Breaking of existing underground boulder
- Base slab construction
- Disposal of marine deposit
- Station structure: track slab concreting, rebar fixing, formwork erection, concourse slab concreting, waterproofing for Entrance B tunnel, Adit B mass concrete ramp formwork erection, DEE ground walls and 1/F slab concreting, NVS ground slab formwork erection, external plumbing works, ELS dismantling at Adit A, drainage work at all area, leveling to F.F.L. in Area 3, installation of roof cladding at Entrance A, B & D, EVA construction, planter at Entrance B, installation of aluminum fins at NVS and SVS, installation of glass canopy at DEE and SEE, and installation of metal screen wall at DEE and SEE, , accessible ramp at DEE and Planter at Entrance A Cast, haul road diversion.
  Launching Shaft: Base slab construction, strut installation
  Receiving Shaft: Backfilling, excavation for formation, boulders breaking, base slab construction
- SCL1107/1108 interface stub tunnel ELS
- Mined tunnel: jet grouting; sheet piling for water cut off wall by silent pile
- Open Cut Tunnel: roof and wall waterproofing, walkway formwork erection, staircase corridor baseslab cast, Area 1 backfilling, backfilling to 1108/1109,

Omega seal post-drill anchor installation, DT and UT general cleaning and defect rectification, protection slab concrete casting, SUA open channel and drainpit, stair screeding and step finishing. walkway top-up remedial works at Section A of DT and UT. DT and UT general cleaning and defect rectification, walkway top-up remedial works.

- Cut and Cover Tunnel: Defect rectification, receiving shaft backfilling, UT and DT general cleaning and defect rectification, receiving shaft shoring, backfilling at nullah, wall and base slab construction, DT and UT general cleaning and defect rectification, walkway top-up remedial works, access shaft closure at UT.
- Launching Shaft: Base slab construction, strut installation
- Receiving Shaft: Backfilling, excavation for formation, boulders breaking, base slab construction

Variation in Construction Method

Based on engineering information and having considered the high construction risk for tunnel excavation, the tunnel with mining method is required to be shortened and the associated at-grade construction works within the buffer zone above the Former Kowloon City Pier (FKCP) is therefore proposed to minimize the potential impact on FKCP. The application for variation of an Environmental Permit with Environmental Review Report has been submitted to EPD on 19th March 2014 and the amended Environmental Permit (EP-438/2012/E) was issued to MTRC on 4th April 2014.

Environmental Monitoring and Audit Progress

Culture Heritage

Inspection of the Former Kowloon City Pier was conducted during the weekly environmental site inspection. The works area near FKCP lies within the Project was handed-over to Land Department on 6th January 2017. Details of the inspection findings are presented in Section 6.

Landscape and Visual

The implementation of landscape and visual mitigation measures was inspected during the weekly environmental site inspection. Most of the necessary mitigation measures have been implemented. Details of the audit findings and implementation status are presented in Section 6.

Waste Management

According to Contractor's waste flow data, inert waste, non-inert waste and chemical waste were properly treated and disposed to landfill and public. The recyclable waste was also treated properly.

Environmental Site Inspection

Joint weekly inspections were conducted by representatives of the Contractor, Engineer and ET to monitor environmental issues and implementation status of environmental mitigation measures. The representative of the IEC joined the site inspection once per month. Details of the audit findings and implementation status are presented in Section 6.

Environmental Exceedance / Non-conformance / Complaint / Summons and Successful Prosecution

No exceedance of the Action and Limit levels were recorded during the construction period.

There were 25 of project related environmental complaints were received. The proper mitigation measures were implemented by contractor to prevent the environmental issues.

There were 2 notification of summons and 1 successful prosecution were recorded during the construction period.

Future Key Issues

The major construction activities of Contract 1108 had been completed. It was observed that no environmental impacts arising from the project was found.

1 Introduction

The Environmental Team (ET), Environmental Pioneers & Solutions Limited (EPSL), was appointed by Kaden – Chun Wo Joint Venture (KCJV) to undertake the Environmental Monitoring and Audit (EM&A) programme during construction phase of the MTR Shatin to Central Link (SCL) Works Contract 1108 – Kai Tak Station and Associated Tunnels (the Project). The project commenced on 17th June 2013.

1.1 Purpose of the Report

This is the final monthly EM&A Report which summarises the audit findings for the EM&A programme during the reporting period from June 2013 to July 2018.

1.2 Structure of the Report

The structure of the report is as follow:

Section 1: Introduction – details the scope and structure of the report.

Section 3: Environmental Monitoring Requirement – summarises the monitoring requirements and environmental mitigation measures as recommended in the EIA report and relevant environmental requirements.

Section 4: Implementation Status on Environmental Mitigation Measures – summarises the implementation of environmental protection measures during the construciton period.

Section 5: Monitoring Results – summarises the monitoring results obtained in the construction period.

Section 6: Environmental Site Inspection – summarises the audit findings of the weekly site inspections undertaken within the construction period.

Section 7: Environmental Non-conformance – summarises any monitoring exceedance, environmental complaints and environmental summons within the construction period.

Section 8: Conclusions and Recommendations

2 Project Information

2.1 Background

The Shatin to Central Link – Tai Wai to Hung Hom Section (SCL (TAW-HUH)) is an approximately 11 km long extension of the Ma On Shan Line and links up with the West Rail Line at Hung Hom forming a strategic East-West rail corridor. It is a Designated Project under the Environmental Impact Assessment Ordinance (Cap. 499) (EIAO).

The construction of the SCL (TAW-HUH) and SCL (HHS) have been divided into a series of civil construction works contracts. This Works Contract 1108 covers the construction of Kai Tak Station (KAT) and the section of tunnel between KAT and Sung Wong Toi Station (SUW) plus a short section of tunnel from KAT towards Diamond Hill Station (DIH). This construction contract was awarded to Kaden – Chun Wo Joint Venture (KCJV) in April 2013.

2.2 General Site Description

The works area includes work sites in the Kai Tak New Development Area. The construction of tunnel will employ cut & cover method. The alignment and works area for the Project is shown in **Appendix A**.

2.3 Construction Programme and Activities

The major construction activities of Contract 1108 had been completed.

2.4 Project Organization

The project organization chart and contact details are shown in **Appendix B.**

2.5 Summary of EM&A Requirements

The EM&A programme under Works Contract 1108 require regular environmental site audits. The EM&A requirements are described in the following sections, including:

- Action and Limit Levels for all environmental parameters
- Event/Action Plans
- Environmental mitigation measures, as recommended in the Project EIA study final reports; and
- Environmental requirements in contract documents.

The advice on the implementation status of environmental protection and pollution control/mitigation measures is summarized in Section 6 of this report.

3 Environmental Monitoring Requirements

3.1 Culture Heritage

In accordance with the Environmental Permit and EM&A Manual, a buffer zone shall be maintained between both Lung Tsun Stone Bridge and Former Kowloon City Pier and SCL (TAW-HUH) works sites during the tunneling work. For Lung Tsun Stone Bridge, a horizontal distance of 25m between the bridge and the buffer boundary shall be maintained. For Former Kowloon City Pier, a vertical buffer distance of 1.8 – 2.2m from the top of the tunnel shall be maintained. The layout of the buffer zone was attached in **Appendix C**. No at-grade construction activities shall be allowed within the buffer zone. Audit shall be conducted on a weekly basis throughout the construction period for the mined tunnel section under Former Kowloon City Pier.

3.2 Landscape and Visual

In accordance with the EM&A Manual, the landscape and visual mitigation measures shall be implemented and a site inspection shall be conducted every week throughout the construction period. The implementation status is given in **Appendix F**.

The event/action plan for Landscape and Visual during Construction Stage is attached in **Appendix D**.

4 Implementation Status on Environmental Protection Requirements

The Contractor has implemented environmental mitigation measures and requirements as stated in the EIA Report, the Environmental Permit and EM&A Manual. The implementation status of the environmental mitigation measures of the construction period is summarized in **Appendix F**. Status of required submissions under the Environmental Permit (EP) as of this project is presented in Table 4.1.

Table 4.1 Status of Required Submissions under EP

EP Condition	Submission	Submission Date
Condition 2.1	Employment of Environmental Team	27th August 2012
Condition 2.2	Employment of Independent Environmental Checker	1st August 2012
	Replacement of Independent Environmental Checker	29th May 2013
Condition 2.7	Management Organization of Main Construction Companies	30th April 2013
Condition 2.8	Construction Parameter and EP Submission Schedule	27th July 2012
Condition 2.13	Visual, Landscape, Tree Planting & Tree Protection Plan	30 Jul 2018
Condition 3.4	First Monthly EM&A Report	12th July 2013
Condition 3.4	Second Monthly EM&A Report	15th August 2013
Condition 3.4	Third Monthly EM&A Report	13th September 2013
Condition 3.4	Forth Monthly EM&A Report	15th October 2013
Condition 3.4	Fifth Monthly EM&A Report	14th November 2013
Condition 3.4	Sixth Monthly EM&A Report	13th December 2013
Condition 3.4	Seventh Monthly EM&A Report	14th January 2014
Condition 3.4	Eighth Monthly EM&A Report	14th February 2014
Condition 3.4	Ninth Monthly EM&A Report	14th March 2014
Condition 3.4	Tenth Monthly EM&A Report	14th April 2014

Condition 3.4	Eleventh Monthly EM&A Report	14th May 2014
Condition 3.4	Twelfth Monthly EM&A Report	13th June 2014
Condition 3.4	Thirteenth Monthly EM&A Report	14th July 2014
Condition 3.4	Fourteenth Monthly EM&A Report	14th August 2014
Condition 3.4	Fifteenth Monthly EM&A Report	12th September 2014
Condition 3.4	Sixteenth Monthly EM&A Report	14th October 2014
Condition 3.4	Seventeenth Monthly EM&A Report	14th November 2014
Condition 3.4	Eighteenth Monthly EM&A Report	12th December 2014
Condition 3.4	Nineteenth Monthly EM&A Report	14th January 2015
Condition 3.4	Twentieth Monthly EM&A Report	13th February 2015
Condition 3.4	Twenty First Monthly EM&A Report	13th March 2015
Condition 3.4	Twenty Second Monthly EM&A Report	14th April 2015
Condition 3.4	Twenty Third Monthly EM&A Report	14th May 2015
Condition 3.4	Twenty Fourth Monthly EM&A Report	11th June 2015
Condition 3.4	Twenty Fifth Monthly EM&A Report	14th July 2015
Condition 3.4	Twenty Sixth Monthly EM&A Report	14th August 2015
Condition 3.4	Twenty Seventh Monthly EM&A Report	14th September 2015
Condition 3.4	Twenty Eighth Monthly EM&A Report	14th October 2015
Condition 3.4	Twenty Ninth Monthly EM&A Report	13th November 2015
Condition 3.4	Thirtieth Monthly EM&A Report	14th December 2015
Condition 3.4	Thirty First Monthly EM&A Report	14th January 2015
Condition 3.4	Thirty Second Monthly EM&A Report	12th February 2016
Condition 3.4	Thirty Third Monthly EM&A Report	14th March 2016
Condition 3.4	Thirty Fourth Monthly EM&A Report	14th April 2016
Condition 3.4	Thirty Fifth Monthly EM&A Report	13th May 2016
Condition 3.4	Thirty Sixth Monthly EM&A Report	14th June 2016
Condition 3.4	Thirty Seventh Monthly EM&A Report	14th July 2016

Condition 3.4	Thirty Eighth Monthly EM&A Report	12th August 2016
Condition 3.4	Thirty Ninth Monthly EM&A Report	14th September 2016
Condition 3.4	Fortieth Monthly EM&A Report	14th October 2016
Condition 3.4	Forty First Monthly EM&A Report	14th November 2016
Condition 3.4	Forty Second Monthly EM&A Report	14th December 2016
Condition 3.4	Forty Third Monthly EM&A Report	13th January 2017
Condition 3.4	Forty fourth Monthly EM&A Report	14th February 2017
Condition 3.4	Forty Fifth Monthly EM&A Report	14th March 2017
Condition 3.4	Forty Sixth Monthly EM&A Report	12th April 2017
Condition 3.4	Forty Seventh Monthly EM&A Report	12th May 2017
Condition 3.4	Forty Eighth Monthly EM&A Report	14th June 2017
Condition 3.4	Forty Ninth Monthly EM&A Report	14th July 2017
Condition 3.4	Fiftieth Monthly EM&A Report	14th August 2017
Condition 3.4	Fifty First Monthly EM&A Report	14th September 2017
Condition 3.4	Fifty Second Monthly EM&A Report	13th October 2017
Condition 3.4	Fifty Third Monthly EM&A Report	14th November 2017
Condition 3.4	Fifty Fourth Monthly EM&A Report	14th December 2017
Condition 3.4	Fifty Fifth Monthly EM&A Report	12 January 2018
Condition 3.4	Fifty Sixth Monthly EM&A Report	14th February 2018
Condition 3.4	Fifty Seventh Monthly EM&A Report	14th March 2018
Condition 3.4	Fifty Eighth Monthly EM&A Report	13th April 2018
Condition 3.4	Fifty Ninth Monthly EM&A Report	14th May 2018
Condition 3.4	Sixtieth Monthly EM&A Report	14th June 2018
Condition 3.4	Sixty First Monthly EM&A Report	13th July 2018

5 Summary EM&A Works

5.1 Cultural Heritage

Weekly site inspection of the Former Kowloon City Pier was conducted. Since the construction of the mined tunnel was completed, the works area near FKCP lies within the Project was handed-over to Land Department on 6th January 2017. Details of the inspection findings are presented in Section 6.

5.2 Landscape and Visual

Inspections of the implementation of landscape and visual mitigation measures were conducted on weekly basis. The observations and recommendations made during the audit sessions are summarized in Table 6.1.

5.3 Waste Management

With reference to relevant handling records and trip tickets of this Project, the quantities of different types of waste generated during the construction period are summarised in Table 5.1. Inert C&D materials were disposed to the receiving facility of Contract 1108A or reused in the Contract. General refuse was disposed to designated landfill site. Plastics, papers and metals were sent to recycler for recycling. Chemical waste generated was collected by licensed collector. Detail of waste management data is presented in **Appendix E**.

Table 5.1 Quantities of Waste Disposed from the Project

Construction Period	Quantity					
	C&D Materials (inert) [(a)]	C&D Materials (non-inert) [(b)]				
		General Refuse	Chemical Waste	Recycled materials		
				Paper/cardboard	Plastics	Metals
Jun 13- Jul 18	1740165 m^3	9353 m^3	4300 kg	3880 kg	229 kg	471384 kg

Notes:

(a) Inert C&D materials include bricks, concrete, building debris, rubble and excavated soil.

(b) Non-inert C&D materials include steel, paper/cardboard packaging waste, plastics and other wastes such as general refuse and vegetative wastes. Steel metal generated from the Project are grouped into non-inert C&D materials as the materials were not disposed of with other inert C&D materials.

According to the approved Sediment Management Plan, a portion of the excavated marine sediment, which is classified as uncontaminated Type 1 sediment and suitable for Open Sea Disposal, should be reused on site for backfilling material. The uncontaminated sediment is mixed with cement and general materials to Cement Stabilized Marine Mud (CSMM). There are total 125.12m^3 of CSMM were cumulatively backfilled.

6 Environmental Site Inspection

6.1 Site Audit

Joint weekly inspections were conducted by representatives of the Contractor, Engineer and ET to monitor environmental issues and implementation status of environmental mitigation measures. The representative of the IEC joined the site inspection once per month.

6.2 Implementation Status of Environmental Mitigation Measures

According to the EIA Study Report, Environmental Permit and the EM&A Manual of the Project, the mitigation measures detailed in the documents are recommended to be implemented during the construction phase. Updated summary of the Environmental Mitigation Implementation Schedule (EMIS) is provided in **Appendix F**.

During construction period. the major observations, reminders and recommendations are summarized in Table 6.1.

Table 6.1 Summary results of site inspections findings

Parameters	Findings	Advice from ET
Noise	The noise mitigation measure for concrete breaking work was insufficient	Contractor was suggested to provide addition measures, including wrapping the breaker tip with sound insulating material and erecting movable noise barrier to minimise the noise impact.
	Sound absorptive material was missing during the rock breaking work.	Contractor was advised to wrap the breaker tip with sound absorptive materials for noise reduction.
Air	Stockpiles of excavated material were observed without covering.	Contractor was reminded to cover the bared stockpiles with tarpaulin to avoid erosion and dust generation.
	The work sites of all Areas were generally dry. Dust was observed when vehicle passed through the haul road.	Contractor was advised to enhance watering for the work sites to maintain the surface wet.
	Dust prevention measure for the cement production work was missing.	Contractor was advised to enclose the area three sides and on top with impervious material for dust screening.

Parameters	Findings	Advice from ET
	Water spraying for the concrete breaking work at Area 1 was missing.	Contractor was advised to provide water spraying for dust suppression.
	Haul Road was observed dry and dusty	Contractor was reminded to increase watering frequencies to prevent dust generation.
Water	Muddy surface runoff entered into an existing channel was observed.	Contractor was advised to provide sandbags to avoid the untreated runoff discharge into the channel if the channel is still in use.
	Discharge of silty water into the nullah was observed.	Contractor was advised to provide adequate treatment for site water before discharge and ensure the effluent quality complies with the discharge licence conditions.
Waste / Chemical Management	Chemical materials without drip tray was observed	Contractor was reminded to store the chemical materials inside the drip tray to prevent chemical leakage.
	Oil stain was observed on the ground at the plant workshop.	Contractor was advised to remove the oil stain as chemical waste. Contractor was suggested to place a tarpaulin sheet when carrying out maintenance of construction to avoid leaking oil on ground.
	Chemical residual was observed inside the drip tray.	Contractor was reminded to remove and clean up the chemical residual. Also, contractor was reminded to treat the chemical residual properly.
	Cumulative waste was observed	Contractor was reminded to remove construction waste regularly to maintain good site practice.
	An oil drum without secondary containment was observed	Contractor was advised to provide drip tray for storage of chemicals on site.
	A paint container was observed without secondary containment.	Contractor was recommended to provide a drip tray for storing the chemicals to avoid land contamination as if leakage.
Cultural Heritage	Some construction material was placed in the FKCP Area.	Contractor was reminded to remove the material and properly setup fencing with notice to avoid unauthorised entrance to the Area.
	The FKCP area was not entirely fenced off.	Contractor was reminded to entirely fence off the area to avoid unauthorised entrance.
Landscape and Visual	N/A	N/A
Permits/ Licenses	N/A	N/A

7 Environmental Non-Conformance

7.1 Summary of Environmental Exceedances

No breaches of Action and Limit levels were recorded during the construction period.

7.2 Summary of Environmental Non-Compliance

No environmental non-compliance was recorded during the construction period.

7.3 Summary of Environmental Complaint

There were 25 of project related environmental complaints were received. The proper mitigation measures were implemented by contractor to prevent the environmental issues.

7.4 Summary of Environmental Summon and Successful Prosecution

There were 2 notification of summons and 1 successful prosecution were recorded during the construction period.

The cumulative log for environmental exceedance, non-compliance, complaint and summon and successful prosecution since the commencement of the Project is presented in **Appendix G**.

8 Comments, Recommendations and Conclusions

Validity of EIA

According to the recommended mitigation measures in EIA report, the environmental mitigation measures were validity implemented to prevent environmental issues. The environmental monitoring and audit were also implemented to ensure compliance of environmental predictions of EIA report.

Comments

The ET kept tracking of the EM&A programme to ensure compliance of environmental requirements and the proper implementation of all the necessary mitigation measures during the construction period.

Environmental site inspections were carried out during the construction period. Recommendations on remedial actions were given to the Contractor for the deficiencies identified during the site audit.

The effectiveness and efficiency of the mitigation measures and environmental performance of the project were acceptable.

Recommendations and Conclusions

As the construction works had been completed, no recommendations regarding the environmental issues were suggested in accordance with the EM&A progremme. No adverse environmental impact was observed arising from the project.

According to EM&A programme, the environmental mitigation measures were effectively implemented throughout the project to avoid the environmental impacts. The EM&A programme were successful and cost-effectively to identify deterioration.

Appendix A – Site Location Plan

LOCATION

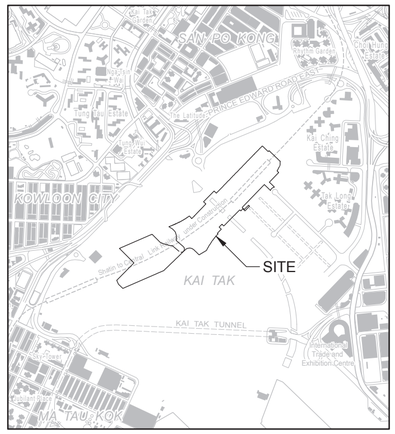

SCALE 1:20 000

SCL Works Area

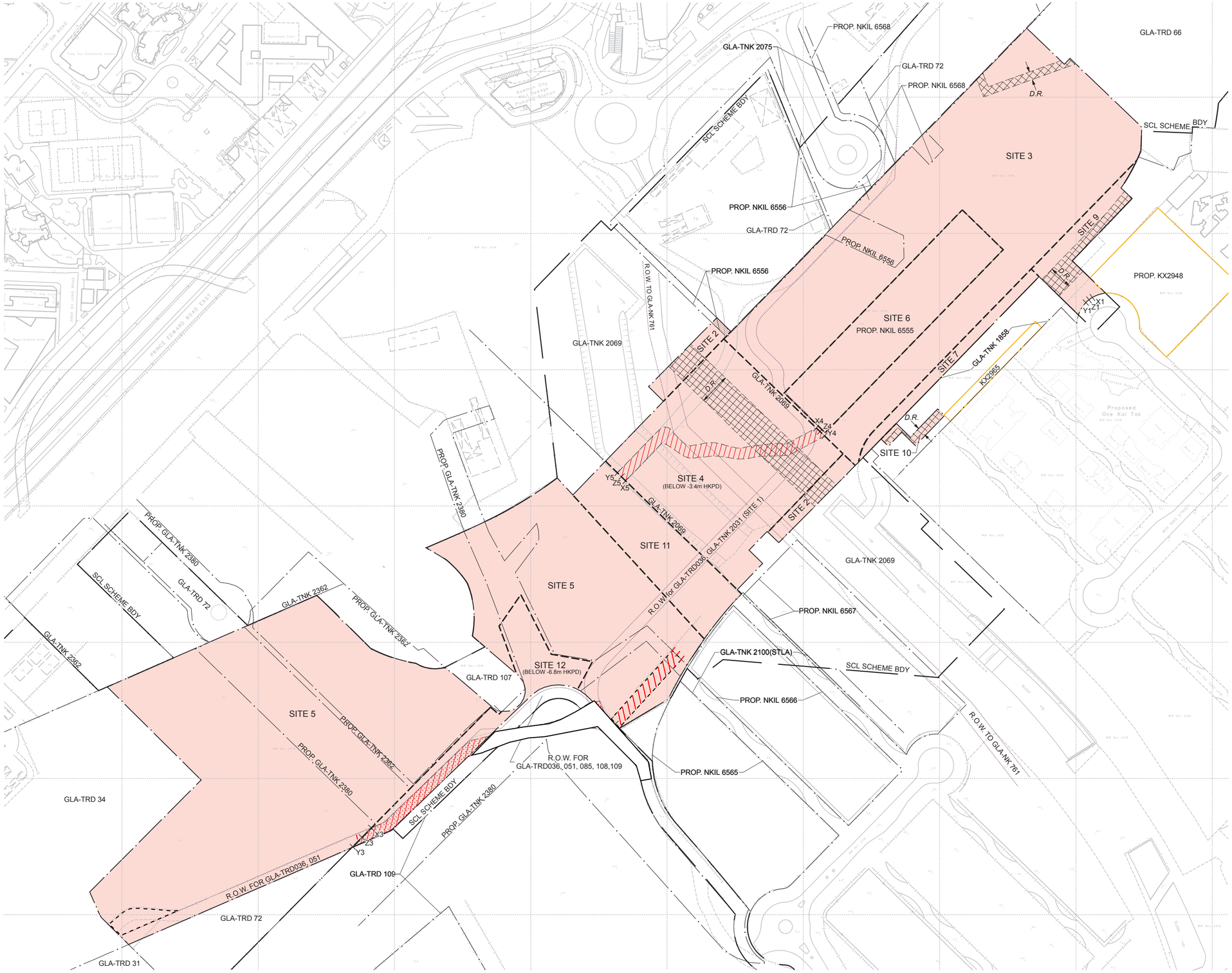

SCALE 1:2 000

metres 40 0 40 80 120 160 200 metres

* SCL/P/SCL/MTR/P01/202F (MTRCL)
SCL/P/SCL/MTR/P01/203C (MTRCL)
SKETCH 620 (MTRCL)
SK-259A (CEDD)
SK-787 (MTRCL)

Appendix B –Project Organization Chart & Contact Details

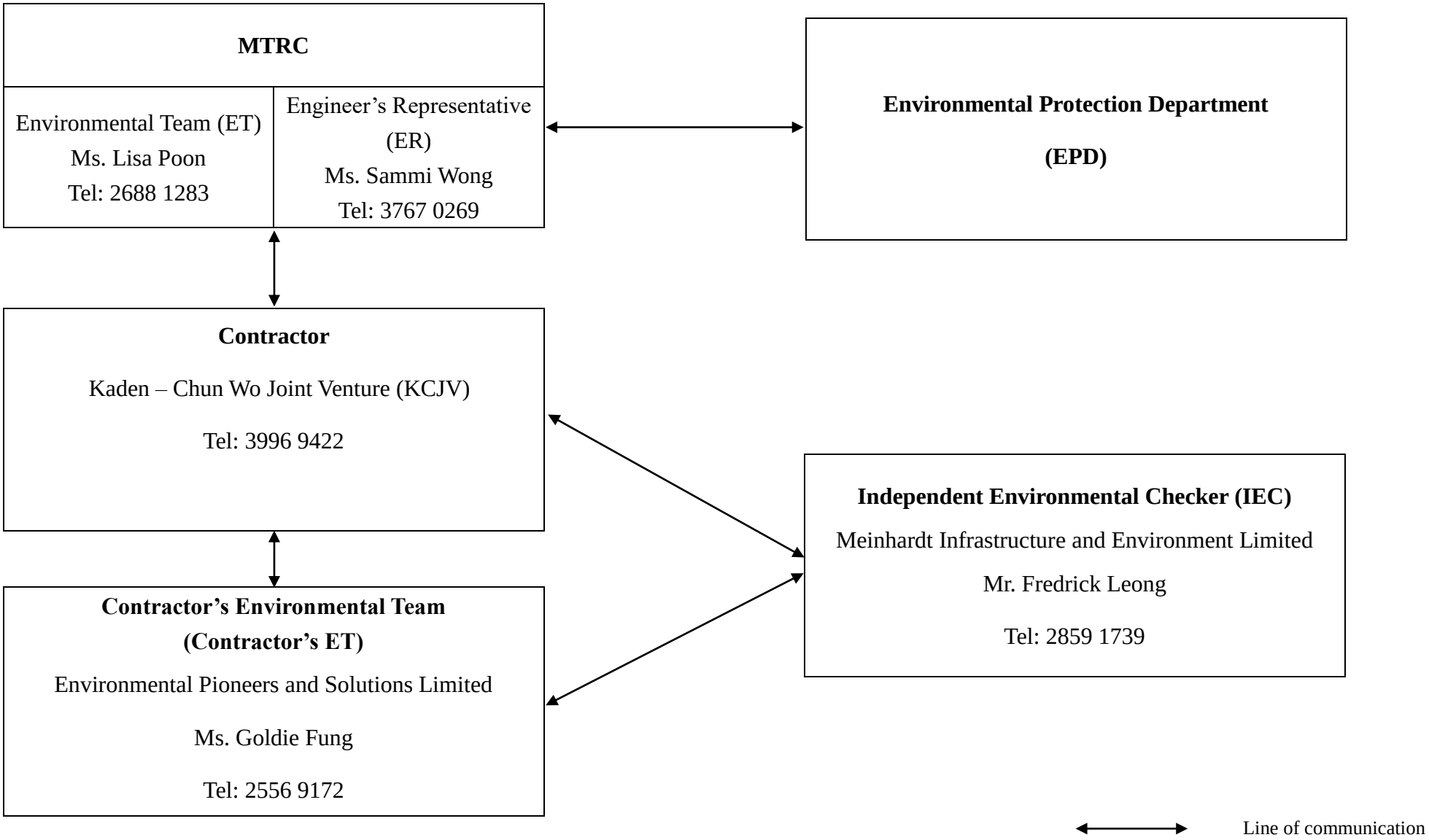
MTRC
Environmental Team (ET)
Ms. Lisa Poon
Tel: 2688 1283
Engineer's Representative (ER)
Ms. Sammi Wong
Tel: 3767 0269
Environmental Protection Department
(EPD)
Contractor
Kaden – Chun Wo Joint Venture (KCJV)
Tel: 3996 9422
Independent Environmental Checker (IEC)
Meinhardt Infrastructure and Environment Limited
Mr. Fredrick Leong
Tel: 2859 1739
Contractor's Environmental Team (Contractor's ET)
Environmental Pioneers and Solutions Limited
Ms. Goldie Fung
Tel: 2556 9172
Line of communication

Appendix C – Buffer Zone for Lung Tsun Stone Bridge & Former Kowloon City Pier

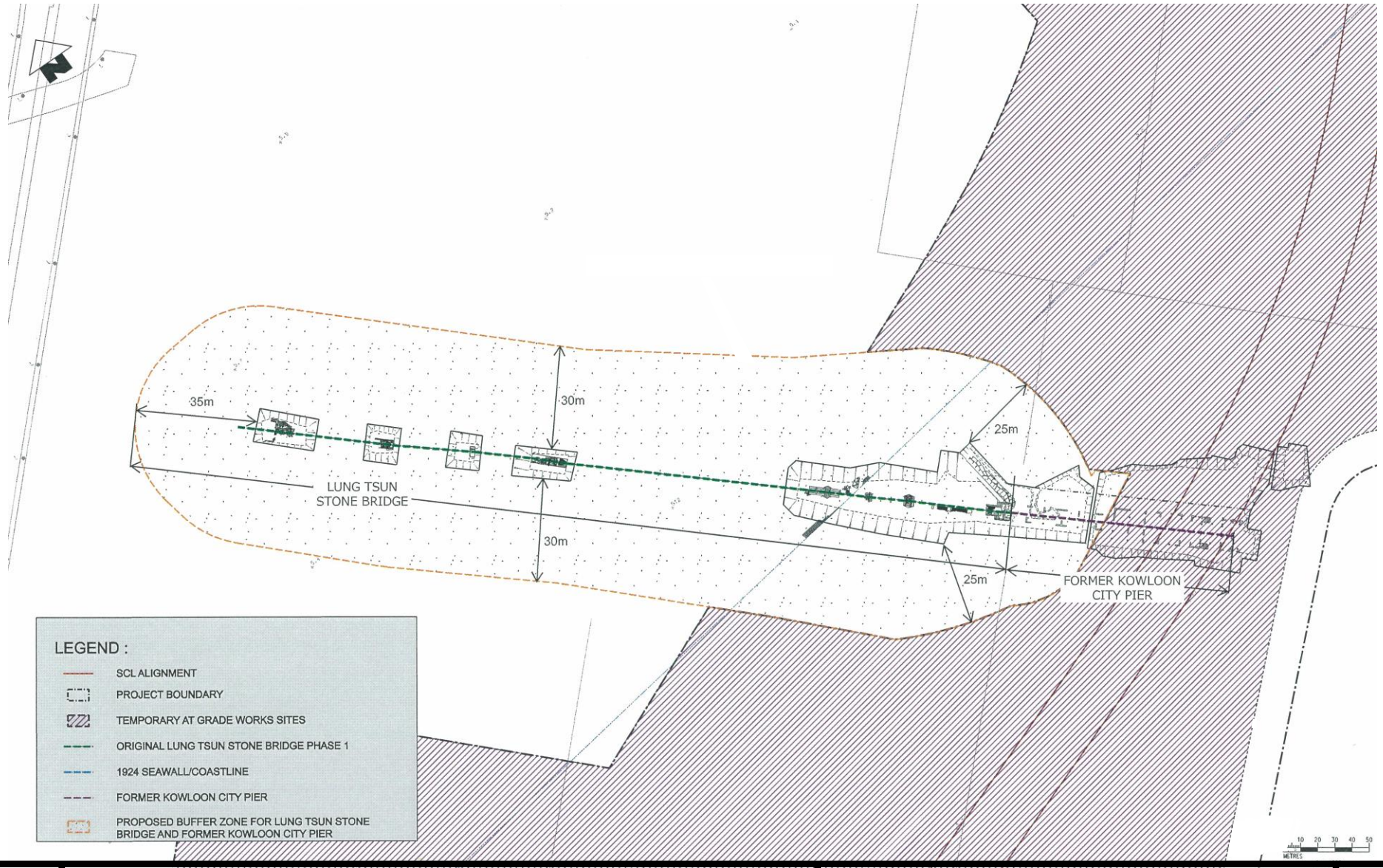

Project Title 工程名稱	Shatin to Central Link (SCL) - Tai Wai to Hung Hom Section(TAW-HUH) 沙田至中環綫 - 大圍至紅磡段	Environmental Permit No.: EP-438/2012/H 環境許可證編號：EP-438/2012/H
Figure 6 圖六	Buffer Zone from the Boundary of Lung Tsun Stone Bridge 龍津石橋界線之緩衝區 [This figure was prepared based on the attachment of the Application No.: VEP-432/2014] [本圖是根據申請編號 VEP-432/2014 的附件編制]	

Appendix D – Event/Action Plan for landscape & Visual During Construction Stage

Event / Action Plan for Landscape and Visual during Construction Stage

Action Level	ET	IEC	ER	Contractor
Non-conformity on one occasion	1) Inform the Contractor, the IEC and the ER 2) Discuss remedial actions with the IEC, the ER and the Contractor 3) Monitor remedial actions until rectification has been completed	1) Check inspection report 2) Check the Contractor's working method 3) Discuss with the ET, ER and the Contractor on possible remedial measures 4) Advise the ER on effectiveness of proposed remedial measures.	1) Confirm receipt of notification of non-conformity in writing 2) Review and agree on the remedial measures proposed by the Contractor 3) Supervise implementation of remedial measures	1) Identify Source and investigate the non-conformity 2) Implement remedial measures 3) Amend working methods agreed with the ER as appropriate 4) Rectify damage and undertake any necessary replacement
Repeated Non-conformity	1) Identify Source 2) Inform the Contractor, the IEC and the ER 3) Increase inspection frequency 4) Discuss remedial actions with the IEC, the ER and the Contractor 5) Monitor remedial actions until rectification has been completed 6) If non-conformity stops, cease additional monitoring	1) Check inspection report 2) Check the Contractor's working method 3) Discuss with the ET and the Contractor on possible remedial measures 4) Advise the ER on effectiveness of proposed remedial measures	1) Notify the Contractor 2) In consultation with the ET and IEC, agree with the Contractor on the remedial measures to be implemented 3) Supervise implementation of remedial measures.	1) Identify Source and investigate the non-conformity 2) Implement remedial measures 3) Amend working methods agreed with the ER as appropriate 4) Rectify damage and undertake any necessary replacement. Stop relevant portion of works as determined by the ER until the non-conformity is abated.

Appendix E – Waste Flow Table

Summary Waste Flow Table for _2013-2018_ (year)

Construction Period	Actual Quantities of Inert C&D Materials Generated Monthly						Actual Quantities of Non-inert C&D Materials Generated Monthly				
	Total Quantity Generated/ Received	Hard Rocks & Broken Concrete	Reused in the Contract	Reused in other Projects	Disposed as Public Fill		Metals	Paper / cardboard packaging	Plastics	Chemical waste	Others (general refuse)
					1108A*	CEDD#					
	(in ‘000m^3)	(in ‘000m^3)	(in ‘000m^3)	(in ‘000m^3)	(in ‘000m^3)	(in ‘000m^3)	(in '000kg)	(in '000kg)	(in '000kg)	(in '000kg)	(in ‘000m^3)
Jan - July 18	0.000	0.000	0.000	0.000	0.000	0.000	0.000	0.138	0.000	0.000	0.171
Year 2017	0.093	0.000	0.093	0.000	0.000		0.000	0.888	0.002	0.000	1.217
Year 2016	915.150	0.000	915.150	0.000	0.000		66.004	0.927	0.008	1.000	1.742
Year 2015	368.534	0.000	322.676	0.000	45.857		208.770	1.042	0.163	1.280	2.171
Year 2014	311.876	0.000	39.476	0.000	272.400		103.280	0.855	0.056	1.540	1.484
Year 2013	144.512	0.000	0.000	0.000	144.512		93.330	0.030	0.000	0.480	2.568
Grand Total	1740.165	0.000	1277.395	0.000	462.769		471.384	3.880	0.229	4.300	9.353

Notes: * MTR SCL Contract 1108A barging point.

Government (CEDD) Public Fill Reception Facilities

Appendix F – Updated Environmental Mitigation Implementation Schedule

Environmental Mitigation Implementation Schedule –SCL Contract 1108 (Kai Tak Station and Associated Tunnels)

EIA Ref.	EM&A Log Ref	Recommended Mitigation Measure	Objectives of the Recommended Measures & Main Concerns to address	Who to implement the measures?	Location of the measures	When to implement the measures?	Implementation Status
Cultural Heritage Impact (Construction and Operational Phase)							
S4.9	CH1	Maintain a buffer distance as shown in **Appendix D**. A 1.8-2.2m vertical separation distance shall be maintained between the top of tunnel and the piles of the Former Kowloon City Pier.	Reserve sufficient area for necessary archaeological conservation and display works for Lung Tsun Stone Bridge in the future. Avoid direct impact on the Lung Tsun Stone Bridge and the Former Kowloon City Pier.	MTR Corporation Contractor	Lung Tsun Stone Bridge & Former Kowloon City Pier.	During the Construction of the tunnel section at Kai Tak	✔
-	-	Adopt best management practices.	-	MTR Corporation Contractor	Former Kowloon City Pier.	During the Construction of the tunnel section at Kai Tak	✔
Landscape & Visual (Construction Phase)							
S6.9.3	LV1	The following good site practices and measures for minimisation and avoidance of potential impacts are recommended: <u>Re-use of Existing Soil</u>	Minimize visual & landscape impact	Contractor	Within Project Site	Construction stage	

EIA Ref.	EM&A Log Ref	Recommended Mitigation Measure	Objectives of the Recommended Measures & Main Concerns to address	Who to implement the measures?	Location of the measures	When to implement the measures?	Implementation Status
		• For soil conservation, existing topsoil shall be re-used where possible for new planting areas within the project. The construction program shall consider using the soil removed from one phase for backfilling another. Suitable storage ground, gathering ground and mixing ground may be set up on-site as necessary.					✔
		<u>No-intrusion Zone</u> • To maximize protection to existing trees, ground vegetation and the associated under storey habitats, construction contracts may designate "No-intrusion Zone" to various areas within the site boundary with rigid and durable fencing for each individual no-intrusion zone. The contractor should closely monitor and restrict the site working staff from entering the "no-intrusion zone", even for indirect construction activities and storage of equipment.					✔
		<u>Protection of Retained Trees</u> • All retained trees should be recorded photographically at the commencement of the Contract, and carefully protected during the construction period. Detailed tree protection specification shall be allowed and included in the Contract Specification, which specifying the tree protection requirement, submission and					✔

EIA Ref.	EM&A Log Ref	Recommended Mitigation Measure	Objectives of the Recommended Measures & Main Concerns to address	Who to implement the measures?	Location of the measures	When to implement the measures?	Implementation Status
		approval system, and the tree monitoring system. • The Contractor shall be required to submit, for approval, a detailed working method statement for the protection of trees prior to undertaking any works adjacent to all retained trees,					✔
S6.12	LV2	<u>Decorative Hoarding</u> • Erection of decorative screen during construction stage to screen off undesirable views of the construction site for visual and landscape sensitive areas. Hoarding should be designed to be compatible with the existing urban context <u>Management of facilities on work sites</u> • To provide proper management of the facilities on the sites, give control on the height and disposition/ arrangement of all facilities on the works site to minimize visual impact to adjacent VSRs. <u>Tree Transplanting</u> • Trees of high to medium survival rate would be affected by the works shall be transplanted where possible and practicable. Tree transplanting proposal including final location for transplanted trees shall be submitted separately to seek relevant government department's approval, in accordance with ETWB TCW No 3/2006.	Minimize visual & landscape impact	Contractor	Within Project Site	Detailed design and construction stage	✔ ✔ N/A

EIA Ref.	EM&A Log Ref	Recommended Mitigation Measure	Objectives of the Recommended Measures & Main Concerns to address	Who to implement the measures?	Location of the measures	When to implement the measures?	Implementation Status
Air Quality (Construction Phase)							
/	A1	<u>Emission from Vehicles and Plants</u> • All vehicles shall be shut down in intermittent use. • Only well-maintained plant should be operated on-site and plant should be serviced regularly to avoid emission of black smoke. • All diesel fuelled construction plant within the works areas shall be powered by ultra low sulphur diesel fuel (ULSD).	Reduce air pollution emission from construction vehicles and plants	Contractor	All construction sites	Construction stage	✔ ✔ ✔
/	A2	Open burning shall be prohibited.	Reduce air pollution emission from work site	Contractor	All construction sites	Construction stage	✔
Construction Dust Impact							
S7.6.5	D1	The contractor shall follow the procedures and requirements given in the Air Pollution Control (Construction Dust) Regulation	Minimize dust impact at the nearby sensitive receivers	Contractor	All construction sites	Construction stage	✔
S7.6.5	D2	Mitigation measures in form of regular watering under a good site practice should be adopted. Watering once per hour on exposed worksites and haul road in the Kowloon area should be conducted to achieve dust removal efficiencies of 91.7%. While the above watering frequencies are to be followed, the extent of watering may vary depending on actual site conditions but should be sufficient to maintain an equivalent intensity of no less than 1.8 L/m^2 to achieve the dust removal efficiency.	Minimize dust impact at the nearby sensitive receivers	Contractor	All construction sites	Construction stage	✔
S7.6.5	D3	• Proper watering of exposed spoil should be undertaken throughout the construction phase: • Any excavated or stockpile of dusty material should be covered	Minimize dust impact at the nearby sensitive receivers	Contractor	All construction sites	Construction stage	✔ ✔

EIA Ref.	EM&A Log Ref	Recommended Mitigation Measure	Objectives of the Recommended Measures & Main Concerns to address	Who to implement the measures?	Location of the measures	When to implement the measures?	Implementation Status
		entirely by impervious sheeting or sprayed with water to maintain the entire surface wet and then removed or backfilled or reinstated where practicable within 24 hours of the excavation or unloading;					
		• Any dusty materials remaining after a stockpile is removed should be wetted with water and cleared from the surface of roads;					✔
		• A stockpile of dusty material should not be extended beyond the pedestrian barriers, fencing or traffic cones.					✔
		• The load of dusty materials on a vehicle leaving a construction site should be covered entirely by impervious sheeting to ensure that the dusty materials do not leak from the vehicle;					✔
		• Where practicable, vehicle washing facilities with high pressure water jet should be provided at every discernible or designated vehicle exit point. The area where vehicle washing takes place and the road section between the washing facilities and the exit point should be paved with concrete, bituminous materials or hardcores;					✔
		• When there are open excavation and reinstatement works, hoarding of not less than 2.4m high should be provided and properly maintained as far as practicable along the site boundary with provision for public crossing; Good site practice shall also be adopted by the Contractor to ensure the conditions of the hoardings are properly maintained throughout the construction period;					✔
		• The portion of any road leading only to construction site that is					✔

EIA Ref.	EM&A Log Ref	Recommended Mitigation Measure	Objectives of the Recommended Measures & Main Concerns to address	Who to implement the measures?	Location of the measures	When to implement the measures?	Implementation Status
		within 30m of a vehicle entrance or exit should be kept clear of dusty materials;					
		• Surfaces where any pneumatic or power-driven drilling, cutting, polishing or other mechanical breaking operation takes place should be sprayed with water or a dust suppression chemical continuously;					✔
		• Any area that involves demolition activities should be sprayed with water or a dust suppression chemical immediately prior to, during and immediately after the activities so as to maintain the entire surface wet;					✔
		• Where a scaffolding is erected around the perimeter of a building under construction, effective dust screens, sheeting or netting should be provided to enclose the scaffolding from the ground floor level of the building, or a canopy should be provided from the first floor level up to the highest level of the scaffolding;					N/A
		• Any skip hoist for material transport should be totally enclosed by impervious sheeting;					✔
		• Every stock of more than 20 bags of cement or dry pulverised fuel ash (PFA) should be covered entirely by impervious sheeting or placed in an area sheltered on the top and the 3 sides;					✔
		• Cement or dry PFA delivered in bulk should be stored in a closed silo fitted with an audible high level alarm which is interlocked					✔

EIA Ref.	EM&A Log Ref	Recommended Mitigation Measure	Objectives of the Recommended Measures & Main Concerns to address	Who to implement the measures?	Location of the measures	When to implement the measures?	Implementation Status
		with the material filling line and no overfilling is allowed; Loading, unloading, transfer, handling or storage of bulk cement or dry PFA should be carried out in a totally enclosed system or facility, and any vent or exhaust should be fitted with an effective fabric filter or equivalent air pollution control system; and • Exposed earth should be properly treated by compaction, turfing, hydroseeding, vegetation planting or sealing with latex, vinyl, bitumen, shotcrete or other suitable surface stabiliser within six months after the last construction activity on the construction site or part of the construction site where the exposed earth lies.					N/A
Construction Noise (Airborne)							
S8.3.6	N1	Implement the following good site practices: • only well-maintained plant should be operated on-site and plant should be serviced regularly during the construction programme; • machines and plant (such as trucks, cranes) that may be in intermittent use should be shut down between work periods or should be throttled down to a minimum; • plant known to emit noise strongly in one direction, where possible, be orientated so that the noise is directed away from	Control construction airborne noise	Contractor	All construction sites	Construction stage	✔ ✔ ✔

EIA Ref.	EM&A Log Ref	Recommended Mitigation Measure	Objectives of the Recommended Measures & Main Concerns to address	Who to implement the measures?	Location of the measures	When to implement the measures?	Implementation Status
		nearby NSRs; • silencers or mufflers on construction equipment should be properly fitted and maintained during the construction works; • mobile plant should be sited as far away from NSRs as possible and practicable; • material stockpiles, mobile container site office and other structures should be effectively utilised, where practicable, to screen noise from on-site construction activities.					✔ ✔ ✔
S8.3.6	N2	Install temporary hoarding located on the site boundaries between noisy construction activities and NSRs. The conditions of the hoardings shall be properly maintained throughout the construction period.	Reduce the construction noise levels at low-level zone of NSRs through partial screening.	Contractor	All construction sites	Construction stage	✔
S8.3.6	N3	Install movable noise barriers (typical design is wooden framed barrier with a small-cantilevered on a skid footing with 25mm thick internal sound absorptive lining), acoustic mat or full enclosure, screen the noisy plants including air compressor, generators and saw.	Screen the noisy plant items to be used at all construction sites	Contractor	All construction sites where practicable	Construction stage	✔
S8.3.6	N4	Use “Quiet plants”	Reduce the noise levels of plant items	Contractor	All construction sites where practicable	Construction stage	✔
S8.3.6	N5	Sequencing operation of construction plants where practicable.	Operate sequentially within the same work site to reduce the construction airborne	Contractor	All construction sites where practicable	Construction stage	✔

EIA Ref.	EM&A Log Ref	Recommended Mitigation Measure	Objectives of the Recommended Measures & Main Concerns to address	Who to implement the measures?	Location of the measures	When to implement the measures?	Implementation Status
			noise				
Water Quality (Construction Phase)							
S10.7.1	W1	In accordance with the Practice Noise for Professional Persons on Construction Site Drainage, Environmental Protection Department, 1994 (ProPECC PN1/94), construction phase mitigation measures shall include the following: <u>Construction Runoff and Site Drainage</u> • At the start of site establishment (including the barging facilities), perimeter cut-off drains to direct off-site water around the site should be constructed with internal drainage works and erosion and sedimentation control facilities implemented. Channels (both temporary and permanent drainage pipes and culverts), earth bunds or sand bag barriers should be provided on site to direct stormwater to silt removal facilities. The design of the temporary on-site drainage system will be undertaken by the contractor prior to the commencement of construction. • The dikes or embankments for flood protection should be implemented around the boundaries of earthwork areas. Temporary ditches should be provided to facilitate the runoff discharge into an appropriate watercourse, through a site/sediment trap. The sediment/silt traps should be incorporated in the	To minimize water quality impact from construction site runoff and general construction activities	Contractor	All construction sites where practicable	Construction stage	✔ ✔

EIA Ref.	EM&A Log Ref	Recommended Mitigation Measure	Objectives of the Recommended Measures & Main Concerns to address	Who to implement the measures?	Location of the measures	When to implement the measures?	Implementation Status
		permanent drainage channels to enhance deposition rates					
		• The design of efficient silt removal facilities should be based on the guidelines in Appendix A1 of ProPECC PN 1/94, which states that the retention time for silt/sand traps should be 5 minutes under maximum flow conditions. Sizes may vary depending upon the flow rate, but for a flow rate of 0.1 m^3/s a sedimentation basin of $30m^3$ would be required and for a flow rate of 0.5 m^3/s the basin would be 150 m^3. The detailed design of the sand/silt traps shall be undertaken by the contractor prior to the commencement of construction.					✔
		• All exposed earth areas should be completed and vegetated as soon as possible after earthworks have been completed, or alternatively, within 14 days of the cessation of earthworks where practicable. Exposed slope surfaces should be covered by tarpaulin or other means.					✔
		• The overall slope of the site should be kept to a minimum to reduce the erosive potential of surface water flows, and all traffic areas and access roads protected by coarse stone ballast. An additional advantage accruing from the use of crushed stone is the positive traction gained during prolonged periods of inclement weather and the reduction of surface sheet flows.					✔
		• All drainage facilities and erosion and sediment control structures					✔

EIA Ref.	EM&A Log Ref	Recommended Mitigation Measure	Objectives of the Recommended Measures & Main Concerns to address	Who to implement the measures?	Location of the measures	When to implement the measures?	Implementation Status
		should be regularly inspected and maintained to ensure proper and efficient operation at all times and particularly following rainstorms. Deposited silt and grit should be removed regularly and disposed of by spreading evenly over stable, vegetated areas.					
		• Measures should be taken to minimise the ingress of site drainage into excavations. If the excavation of trenches in wet periods is necessary, they should be dug and backfilled in short sections wherever practicable. Water pumped out from trenches or foundation excavations should be discharged into storm drains via silt removal facilities.					✔
		• Open stockpiles of construction materials (for example, aggregates, sand and fill material) of more than $50m^3$ should be covered with tarpaulin or similar fabric during rainstorms. Measures should be taken to prevent the washing away of construction materials, soil, silt or debris into any drainage system.					✔
		• Manholes (including newly constructed ones) should always be adequately covered and temporarily sealed so as to prevent silt, construction materials or debris being washed into the drainage system and storm runoff being directed into foul sewers.					✔
		• Precautions be taken at any time of year when rainstorms are likely, actions to be taken when a rainstorm is imminent or forecasted, and actions to be taken during or after rainstorms are					✔

EIA Ref.	EM&A Log Ref	Recommended Mitigation Measure	Objectives of the Recommended Measures & Main Concerns to address	Who to implement the measures?	Location of the measures	When to implement the measures?	Implementation Status
		summarised in Appendix A2 of ProPECC PN 1/94. Particular attention should be paid to the control of silty surface runoff during storm events, especially for areas located near steep slopes.					
		• All vehicles and plant should be cleaned before leaving a construction site to ensure no earth, mud, debris and the like is deposited by them on roads. An adequately designed and sited wheel washing facilities should be provided at every construction site exit where practicable. Wash-water should have sand and silt settled out and removed at least on a weekly basis to ensure the continued efficiency of the process. The section of access road leading to, and exiting from, the wheel-wash bay to the public road should be paved with sufficient backfall toward the wheel-wash bay to prevent vehicle tracking of soil and silty water to public roads and drains					✔
		• Oil interceptors should be provided in the drainage system downstream of any oil/fuel pollution sources. The oil interceptors should be emptied and cleaned regularly to prevent the release of oil and grease into the storm water drainage system after accidental spillage. A bypass should be provided for the oil interceptors to prevent flushing during heavy rain.					✔
		• Construction solid waste, debris and rubbish on site should be					✔

EIA Ref.	EM&A Log Ref	Recommended Mitigation Measure	Objectives of the Recommended Measures & Main Concerns to address	Who to implement the measures?	Location of the measures	When to implement the measures?	Implementation Status
		collected, handled and disposed of properly to avoid water quality impacts. • All fuel tanks and storage areas should be provided with locks and sited on sealed areas, within bunds of a capacity equal to 110% of the storage capacity of the largest tank to prevent spilled fuel oils from reaching water sensitive receivers nearby. • All the earth works involving should be conducted sequentially to limit the amount of construction runoff generated from exposed areas during the wet season (April to September) as far as practicable. • Adopt best management practices.					✔ ✔ ✔
S10.7.1	W2	<u>Tunnelling Works</u> • Cut-&-cover/ open cut tunnelling work should be conducted sequentially to limit the amount of construction runoff generated from exposed areas during the wet season (April to September) as far as practicable. • Uncontaminated discharge should pass through sedimentation tanks prior to off-site discharge • The wastewater with a high concentration of SS should be treated (e.g. by sedimentation tanks with sufficient retention time) before discharge. Oil interceptors would also be required to remove the oil, lubricants and grease from the wastewater.	To minimize construction water quality impact from tunneling works	Contractor	All tunneling portion	Construction stage	✔ ✔ ✔

EIA Ref.	EM&A Log Ref	Recommended Mitigation Measure	Objectives of the Recommended Measures & Main Concerns to address	Who to implement the measures?	Location of the measures	When to implement the measures?	Implementation Status
		• Direct discharge of the bentonite slurry (as a result of D-wall and bored tunnelling construction) is not allowed. It should be reconditioned and reused wherever practicable. Temporary storage locations (typically a properly closed warehouse) should be provided on site for any unused bentonite that needs to be transported away after all the related construction activities are completed. The requirements in ProPECC PN 1/94 should be adhered to in the handling and disposal of bentonite slurries.					✔
S10.7.1	W3	<u>Sewage Effluent</u> • Portable chemical toilets and sewage holding tanks are recommended for handling the construction sewage generated by the workforce. A licensed contractor should be employed to provide appropriate and adequate portable toilets and be responsible for appropriate disposal and maintenance.	To minimize water quality from sewage effluent	Contractor	All construction sites where practicable	Construction stage	✔
S10.7.1	W4	<u>Groundwater from Contaminated Area:</u> • No direct discharge of groundwater from contaminated areas should be adopted. Prior to the excavation works within these potentially contaminated areas, the groundwater quality should be reviewed with reference to the site investigation data in this EIA report for compliance to the Technical Memorandum on Standards for Effluents Discharged into Drainage on Sewerage Systems, Inland and Coastal Waters (TM-Water) and the existence of	To minimize groundwater quality impact from contaminated area	Contractor	Excavation areas where contamination is found	Construction stage	N/A

EIA Ref.	EM&A Log Ref	Recommended Mitigation Measure	Objectives of the Recommended Measures & Main Concerns to address	Who to implement the measures?	Location of the measures	When to implement the measures?	Implementation Status
		prohibited substance should be confirmed. The review results should be submitted to EPD for examination If the review results indicated that the groundwater to be generated from the excavation works would be contaminated; the contaminated groundwater should be either properly treated in compliance with the requirements of the TM-Water or properly recharged into the ground.					
		• If wastewater treatment is deployed, the wastewater treatment unit shall deploy suitable treatment process (e.g. oil interceptor / activated carbon) to reduce the pollution level to an acceptable standard and remove any prohibited substances (e.g. TPH) to undetectable range. All treated effluent from wastewater treatment plant shall meet the requirements as stated in TM-Water and should be discharged into the foul sewers.					N/A
		• If groundwater recharging wells are deployed, recharging wells should be installed as appropriate for recharging the contaminated groundwater back into the ground. The recharging wells should be selected at places where the groundwater quality will not be affected by the recharge operation as indicated in the Section 2.3 of TM-Water. The baseline groundwater quality shall be determined prior to the selection of the recharge wells, and submit a working plan (including the laboratory analytical results showing the quality					N/A

EIA Ref.	EM&A Log Ref	Recommended Mitigation Measure	Objectives of the Recommended Measures & Main Concerns to address	Who to implement the measures?	Location of the measures	When to implement the measures?	Implementation Status
		of groundwater at the proposed recharge location(s) as well as the pollutant levels of groundwater to be recharged) to EPD for agreement. Pollution levels of groundwater to be recharged shall not be higher than pollutant levels of ambient groundwater at the recharge well. Prior to recharge, any prohibited substances such as TPH products should be removed as necessary by installing the petrol interceptor. The Contractor should apply for a discharge licence under the WPCO through the Regional Office of EPD for groundwater recharge operation or discharge of treated groundwater.					
S10.7.1	W7	In order to prevent accidental spillage of chemicals, the following is recommended: • All the tanks, containers, storage area should be bunded and the locations should be locked as far as possible from the sensitive watercourse and stormwater drains. • The Contractor should register as a chemical waste producer if chemical wastes would be generated. Storage of chemical waste arising from the construction activities should be stored with suitable labels and warnings. • Disposal of chemical wastes should be conducted in compliance with the requirements as stated in the Waste disposal (Chemical	To minimize water quality impact from accidental spillage	Contractor	All construction sites where practicable	Construction stage	✔ ✔ ✔

EIA Ref.	EM&A Log Ref	Recommended Mitigation Measure	Objectives of the Recommended Measures & Main Concerns to address	Who to implement the measures?	Location of the measures	When to implement the measures?	Implementation Status
		Waste) (General) Regulation.					
Waste Management (Construction Waste)							
S11.4.1.1	WM1	On-site sorting of C&D material • Geological assessment should be carried out by competent persons on site during excavation to identify materials which are not suitable to use as aggregate in structural concrete (e.g. volcanic rock, Aplite dyke rock, etc). Volcanic rock and Aplite dyke rock should be separated at the source sites as far as practicable and stored at designated stockpile areas preventing them from delivering to crushing facilities. The crushing plant operator should also be reminded to set up measures to prevent unsuitable rock from ended up at concrete batching plants and be turned into concrete for structural use Details regarding control measures at source site and crushing facilities should be submitted by the Contractors for the Engineer to review and agree. In addition, site records should also be kept for the types of rock materials excavated and the traceability of delivery will be ensured with the implementation of Trip Ticket System and enforced by site supervisory staff as stipulated under DEVB TC(W) No. 6/2010 for tracking of the correct delivery to the rock crushing facilities for processing into aggregates. Alternative disposal option for the reuse of volcanic rock and Aplite Dyke rock, etc should also be	Separation of unsuitable rock from ending up at concrete batching plants and be turned into concrete for structural use	Contractor	All construction sites	Construction stage	✔

EIA Ref.	EM&A Log Ref	Recommended Mitigation Measure	Objectives of the Recommended Measures & Main Concerns to address	Who to implement the measures?	Location of the measures	When to implement the measures?	Implementation Status
		explored.					
S11.5.1	WM2	<u>Construction and Demolition Material</u> • Maintain temporary stockpiles and reuse excavated fill material for backfilling and reinstatement; • Carry out on-site sorting; • Make provisions in the Contract documents to allow and promote the use of recycled aggregates where appropriate; • Adopt 'Selective Demolition' technique to demolish the existing structures and facilities with a view to recovering broken concrete effectively for recycling purpose, where possible; • Implement a trip-ticket system for each works contract to ensure that the disposal of C&D materials are properly documented and verified; and • Implement an enhanced Waste Management Plan similar to ETWBTC (Works) No. 19/2005 – "Environmental Management on Construction Sites" to encourage on-site sorting of C&D materials and to minimize their generation during the course of construction. • In addition, disposal of the C&D materials onto any sensitive locations such as agricultural lands, etc. should be avoided. The Contractor shall propose the final disposal sites to the Project Proponent and get its approval before implementation.	Good site practice to minimize the waste generation and recycle the C&D materials as far as practicable so as to reduce the amount for final disposal	Contractor	All construction sites	Construction stage	✔ ✔ ✔ ✔ ✔ ✔ ✔
S11.5.1	WM3	<u>C&D Waste</u>	Good site practice to	Contractor	All construction sites	Construction	

EIA Ref.	EM&A Log Ref	Recommended Mitigation Measure	Objectives of the Recommended Measures & Main Concerns to address	Who to implement the measures?	Location of the measures	When to implement the measures?	Implementation Status
		• Standard formwork or pre-fabrication should be used as far as practicable in order to minimise the arising of C&D materials. The use of more durable formwork or plastic facing for the construction works should be considered Use of wooden hoardings should not be used, as in other projects. Metal hoarding should be used to enhance the possibility of recycling. The purchasing of construction materials will be carefully planned in order to avoid over ordering and wastage. • The Contractor should recycle as much of the C&D materials as possible on-site. Public fill and C&D waste should be segregated and stored in different containers or skips to enhance reuse or recycling of materials and their proper disposal. Where practicable, concrete and masonry can be crushed and used as fill. Steel reinforcement bar can be used by scrap steel mills. Different areas of the sites should be considered for such segregation and storage.	minimize the waste generation and recycle the C&D materials as far as practicable so as to reduce the amount for final disposal			stage	✔ ✔
S11.5.1	WM4	<u>General Refuse</u> • General refuse generated on-site should be stored in enclosed bins or compaction units separately from construction and chemical wastes. • A reputable waste collector should be employed by the Contractor to remove general refuse from the site, separately from	Minimize production of the general refuse and avoid odour, pest and litter impacts	Contractor	All construction sites	Construction stage	✔ ✔

EIA Ref.	EM&A Log Ref	Recommended Mitigation Measure	Objectives of the Recommended Measures & Main Concerns to address	Who to implement the measures?	Location of the measures	When to implement the measures?	Implementation Status
		construction and chemical wastes, on a daily basis to minimize odour, pest and litter impacts. Burning of refuse on construction sites is prohibited by law. • Aluminium cans are often recovered from the waste stream by individual collectors if they are segregated and made easily accessible. Separate labelled bins for their deposit should be provided if feasible. • Office wastes can be reduced through the recycling of paper if volumes are large enough to warrant collection. Participation in a local collection scheme should be considered by the Contractor.					✔ ✔
S11.5.1	WM6	<u>Land-based and Marine-based Sediment</u> • All construction plant and equipment shall be designed and maintained to minimize the risk of silt, sediments, contaminants or other pollutants being released into the water column or deposited in the locations other than designated location; • All vessels shall be sized such that adequate draft is maintained between vessels and the sea bed at all states of the tide to ensure that undue turbidity is not generated by turbulence from vessel movement or propeller wash; • Before moving the vessels which are used for transporting dredged material, excess material shall be cleaned from the decks and exposed fittings of vessels and the excess materials shall never be	To control pollution due to marine sediment	Contractor	Within Project Site Area	Construction Stage	✔ N/A N/A

EIA Ref.	EM&A Log Ref	Recommended Mitigation Measure	Objectives of the Recommended Measures & Main Concerns to address	Who to implement the measures?	Location of the measures	When to implement the measures?	Implementation Status
		dumped into the sea except at the approved locations;					
		• Adequate freeboard shall be maintained on barges to ensure that decks are not washed by wave action.					N/A
		• The Contractors shall monitor all vessels transporting material to ensure that no dumping outside the approved location takes place. The Contractor shall keep and produce logs and other records to demonstrate compliance and that journeys are consistent with designated locations and copies of such records shall be submitted to the engineers;					N/A
		• The Contractors shall comply with the conditions in the dumping licence.					✔
		• All bottom dumping vessels (Hopper barges) shall be fitted with tight fittings seals to their bottom openings to prevent leakage of material;					N/A
		• The material shall be placed into the disposal pit by bottom dumping;					N/A
		• Contaminated marine mud shall be transported by spit barge of not less than 750m ^{3} capacity and capable of rapid opening and discharge at the disposal site;					N/A
		• Discharge shall be undertaken rapidly and the hoppers shall be closed immediately. Material adhering to the sides of the hopper shall not be washed out of the hopper and the hopper shall remain					N/A

EIA Ref.	EM&A Log Ref	Recommended Mitigation Measure	Objectives of the Recommended Measures & Main Concerns to address	Who to implement the measures?	Location of the measures	When to implement the measures?	Implementation Status
		closed until the barge returns to the disposal site. • For Type 3 special disposal treatment, sealing of contaminant with geosynthetic containment before dropping into designated mud pit would be a possible arrangement. A geosynthetic containment method is a method whereby the sediments are sealed in geosynthetic containers and, the containers would be dropped into the designated contaminated mud pit where they would be covered by further mud disposal and later by the mud pit capping at the disposal site, thereby fulfil confined mud disposal.					N/A
S11.5.1	WM7	<u>Chemical Waste</u> • Chemical waste that is produced, as defined by Schedule 1 of the Waste Disposal (Chemical Waste) (General) Regulation, should be handled in accordance with the Code of Practice on the Packaging, Labelling and Storage of Chemical Wastes. • Containers used for the storage of chemical wastes should be suitable for the substance they are holding, resistant to corrosion, maintained in a good condition, and securely closed; have a capacity of less than 450 liters unless the specification has been approved by the EPD; and display a label in English and Chinese in accordance with instructions prescribed in Schedule 2 of the regulation. • The storage area for chemical wastes should be clearly labelled and	Control the chemical waste and ensure proper storage, handling and disposal.	Contractor	All construction sites	Construction stage	✔ ✔ ✔

EIA Ref.	EM&A Log Ref	Recommended Mitigation Measure	Objectives of the Recommended Measures & Main Concerns to address	Who to implement the measures?	Location of the measures	When to implement the measures?	Implementation Status
		used solely for the storage of chemical waste; enclosed on at least 3 sides; have an impermeable floor and bunding of sufficient capacity to accommodate 110% of the volume of the largest container or 20 % of the total volume of waste stored in that area, whichever is the greatest; have adequate ventilation; covered to prevent rainfall entering; and arranged so that incompatible materials are adequately separated. • Disposal of chemical waste should be via a licensed waste collector; be to a facility licensed to receive chemical waste, such as the Chemical Waste Treatment Centre which also offers a chemical waste collection service and can supply the necessary storage containers; or be to a reuser of the waste, under approval from the EPD.					✔
EM&A Project							
S14.2 – 14.4	EM2	1) An Environmental Team needs to be employed as per the EM&A Manual. 2) Prepare a systematic Environmental Management Plan to ensure effective implementation of the mitigation measures. 3) An environmental impact monitoring needs to be implementing by the Environmental Team to ensure all the requirements given in the EM&A Manual are fully complied with.	Perform environmental monitoring & auditing	MTR Corporation/ Contractor	All construction sites	Construction stage	✔ ✔ ✔

Remarks :

✔	Compliance of mitigation measure
X	Non-compliance of mitigation measure
•	Non-compliance but rectified by the contractor
*	Recommendation was made during site audit but improved/rectified by the contractor.
N/A	Not Applicable

Appendix G – Cumulative Log for Environmental Exceedance, Complaints, Notification of Summons and Successful Prosecutions

Cumulative Log for Environmental Exceedance, Complaints, Notification of Summons and Successful Prosecution

Year	Number of Exceedance	Number of Environmental Complaints	Number of Notification of Summons	Number of Successful Prosecutions
Year 2013	0	0	0	0
Year 2014	0	0	0	0
Year 2015	0	16	0	0
Year 2016	0	9	1	0
Year 2017	0	0	1	1
Year 2018	0	0	0	0
Grand Total	0	25	2	1

Environmental Complaints

Log Ref	Event Date/Location	Complainant/ Date of Contact	Details of Complaint	Investigation/Mitigation Action	File Closed
Ref no.: KFMD0213-CL-141208-2 EPD complaint ref.: 14-30598	Concorde Road	Complaint was received on 8th December 2014.	A complaint received on 8th December 2014 was referred from EPD on 15th January 2015 regarding the issue of dust generation at Concorde Road near the site exit Gate 1.	1. A complaint received on 8th December 2014 was referred by EPD on 15th January 2015 regarding the issue of dust generation at Concorde Road. Environmental Team (ET) was informed by email on the same day by the MTRC. 2. The Contractor reported on 16th January 2015 that the following rectifying measures were implemented for dust control. The occasional observation of dust on Concorde Road may be generated from the construction activities and construction vehicles of adjacent projects. - Hoarding with not less than 2.4m is provided along site boundary adjacent to Concorde road; - Haul road is paved; - Two water-spraying trucks are used for haul road wetting during the operation hours, and the turn-around time is approximately 30 minutes; - Vehicles leaving the site are required to use the wheel washing facility; in addition to the wheel washing facility, two labours are employed to manually spray off dirt from vehicles; - The wastewater in the wheel washing bay was collected and treated every week; - An extra labour is employed, at the exit connecting to Concorde road, to clean and wash up the dirt and debris;	Yes

				- Trucks with loadings will have the container covered before departing 3. The issue was reviewed with previous weekly site inspections conducted on 9th, 16th, 23rd, 30th December 2014, 6th and 13th January 2015. 4. During the inspections, deposited earth from construction vehicles was identified as the major possible source of dust. The following measures were observed for the prevention of dropping of soil, earth deposition and dust generation. - Site hoarding was erected along the site boundary adjacent to Concorde Road; - The main haul road leading to the site exit at Concorde Road was paved with concrete; - Wheel washing bay and high pressure water jets were provided at Gate 1 for washing off the soil and dirt from the vehicles and wheels before leaving the site; - The wastewater in the bay was collected by suction truck; - Water truck was assigned for cleaning and wetting the haul road; - General worker was assigned for cleaning the dirt near the site exit at Concorde road; - The load of dump trucks was covered with tarpaulin before leaving the site No observations of dropping of soil on Concorde Road and no generation of fugitive dust were noted during the inspections.	

				5. The Contractor reported that the following measures were further implemented after receiving the complaint from EPD to enhance dust prevention. - An extra staff was assigned for washing the dirt near Concorde Road; - The frequency of wetting of haul road by water trucks was enhanced; - The time for wheel washing was extended for more thorough cleaning; - Staffs were further instructed to ensure all vehicles were thoroughly cleaned and the load of dump trucks were properly covered before leaving the site 6. The Contractor was reminded to continue implementing all necessary mitigation measure to avoid dropping of soil on public road and generating dust nuisance.	

Log Ref	Event Date/Location	Complainant/ Date of Contact	Details of Complaint	Investigation/Mitigation Action	File Closed
Ref no.: KFMD0213-CL-141208-1 EPD complaint ref.: 14-30597	Concorde Road	Complaint was received on 8th December 2014.	A complaint received on 8th December 2014 was referred from EPD on 15th January 2015 regarding the issue of soil water & dust at Concorde Road near the site exit Gate 1.	1. A complaint received on 8th December 2014 was referred by EPD on 15th January 2015 regarding the soil water and dust issue at Concorde Road. Environmental Team (ET) was informed by email on the same day by the MTRC. 2. The Contractor reported on 16th January 2015 that the following rectifying measures were implemented for soil water and dust control. The occasional observation of dust on Concorde Road may be generated from the construction activities and construction vehicles of adjacent projects. No soil water entered Concorde road from the site was noted. Dust control measures: - Hoarding with not less than 2.4m is provided along site boundary adjacent to Concorde road; - Haul road is paved; - Two water-spraying trucks are used for haul road wetting during the operation hours, and the turn-around time is approximately 30 minutes; - Vehicles leaving the site are required to use the wheel washing facility; in addition to the wheel washing facility, two labours are employed to manually spray off dirt from vehicles; - The wastewater in the wheel washing bay was collected and treated every week; - An extra labour is employed, at the exit connecting to Concorde road, to clean and wash up the dirt and debris; - Trucks with loadings will have the container covered	Yes

				before departing Soil water control measures: - The hoarding along Concorde road is sealed at the bottom; therefore, soil water from site would not have leaked through from the bottom directly to the road; - For extra precaution, sandbags are placed at the inner side of the hoarding along the Concorde road; - To prevent soil water in the sump pit next to the wheel washing facility from overflowing, suction truck and submersible pump are used daily for sump water collection and recycle; - A labour is at the exit to clean up the debris and dirt as well as making sure no soil water has been ran off; - The cross work of the haul road is sloped towards site, i.e. water direction falls inwards into site 3. The issue was reviewed with previous weekly site inspections conducted on 9th, 16th, 23rd, 30th December 2014, 6th and 13th January 2015. 4. During the inspection, deposited earth from construction vehicles and runoff generated from road washing were identified as the major possible source of dust and soil water respectively. The following measures were observed for the prevention of dropping of soil, earth deposition and dust and soil water generation. - Site hoarding was erected along the site boundary adjacent to Concorde Road;	

				- The main haul road leading to the site exit at Concorde Road was paved with concrete; - Wheel washing bay and high pressure water jets were provided at Gate 1 for washing off the soil and dirt from the vehicles and wheels before leaving the site; - The wastewater in the bay was collected by suction truck; - Water trucks were assigned for cleaning the haul road; - General worker was assigned for cleaning the dirt near the site exit at Concorde road; - The load of dump trucks was covered with tarpaulin before leaving the site; - Sandbags were provided along the fence near the site exit to prevent seepage of runoff out of the site. No dropping of soil on Concorde Road and generation of fugitive dust and no seepage of soil water were noted during the inspection. 5. The Contractor reported that the following measures were further implemented after receiving the complaint from EPD to enhance prevention of dust and soil water runoff. - An extra staff was assigned for washing the dirt near Concorde Road; - The frequency of wetting of haul road by water trucks was enhanced; - The time for wheel washing was extended for more thorough cleaning; - Staffs were further instructed to ensure all vehicles were thoroughly cleaned and the load of dump trucks	

				were properly covered before leaving the site; - Sandbag barriers were improved to avoid seepage of soil water onto Concorde Road 6. The Contractor was reminded to continue implementing all necessary mitigation measure to avoid dropping of soil on public road and generating dust nuisance and divert and treat all site water before discharge.	

Log Ref	Event Date/Location	Complainant/ Date of Contact	Details of Complaint	Investigation/Mitigation Action	File Closed
Ref no.: KFMD0213-CL-141222 EPD complaint ref.: 14-31762	Concorde Road	Complaint was received on 22nd December 2014.	A complaint received on 22nd December 2014 was referred from EPD on 15th January 2015 regarding the dust issue at Concorde Road near the site exit Gate 1.	1. A complaint received on 22nd December 2014 was referred by EPD on 15th January 2015 regarding the dust issue at Concorde Road. Environmental Team (ET) was informed by email on the same day by the MTRC. 2. The Contractor reported on 16th January 2015 that the following rectifying measures were implemented for dust control. The occasional observation of dust on Concorde Road may be generated from the construction activities and construction vehicles of adjacent projects. - Hoarding with not less than 2.4m is provided along site boundary adjacent to Concorde road; - Haul road is paved; - Two water-spraying trucks are used for haul road wetting during the operation hours, and the turn-around time is approximately 30 minutes; - Vehicles leaving the site are required to use the wheel washing facility; in addition to the wheel washing facility, two labours are employed to manually spray off dirt from vehicles; - The wastewater in the wheel washing bay was collected and treated every week; - An extra labour is employed, at the exit connecting to Concorde road, to clean and wash up the dirt and debris; - Trucks with loadings will have the container covered before departing	Yes

				3. The issue was reviewed with previous weekly site inspections conducted on 23rd, 30th December 2014, 6th and 13th January 2015. 4. During the inspections, deposited earth from construction vehicles was identified as the major possible source of dust. The following measures were observed for the prevention of dropping of soil, earth deposition and dust generation. - Site hoarding was erected along the site boundary adjacent to Concorde Road; - The main haul road leading to the site exit at Concorde Road was paved with concrete; - Wheel washing bay and high pressure water jets were provided at Gate 1 for washing off the soil and dirt from the vehicles and wheels before leaving the site; - The wastewater in the bay was collected by suction truck; - Water truck was assigned for cleaning and wetting the haul road; - General worker was assigned for cleaning the dirt near the site exit at Concorde road; - The load of dump trucks was covered with tarpaulin before leaving the site No dropping of soil on Concorde Road and no generation of fugitive dust were noted during the inspections. 5. The Contractor reported that the following measures were further implemented after receiving the complaint from EPD to enhance prevention of dust.	

				- An extra staff was assigned for washing the dirt near Concorde Road; - The frequency of wetting of haul road by water trucks was enhanced; - The time for wheel washing was extended for more thorough cleaning; - Staffs were further instructed to ensure all vehicles were thoroughly cleaned and the load of dump trucks were properly covered before leaving the site; 6. The Contractor was reminded to continue implementing all necessary mitigation measure to avoid dropping of soil on public road and generating dust nuisance.	

Log Ref	Event Date/Location	Complainant/ Date of Contact	Details of Complaint	Investigation/Mitigation Action	File Closed
Ref no.: KFMD0213-CL-150107 EPD complaint ref.: 15-00506	Gate 1	Complaint was received on 7th January 2015.	Complaint received on 7th January 2015 was referred from EPD on 2nd February 2015 regarding deposited sand and mud on the road surface from the construction vehicles left from Gate 1 of the construction sites.	1. Complaint received on 7th January 2015 was referred from EPD on 2nd February 2015 regarding deposited sand and mud on the road surface from the construction vehicles left from Gate 1 of the construction sites. Environmental Team (ET) was informed by email on the same day by the MTRC. 2. Similar complaints were received in December 2014. Contractor was reported that extra efforts for cleaning of vehicles before leaving the site and cleaning of haul road near Gate 1 had been done after receiving the complaints from EPD to prevent soil and sand deposition on the haul road near Gate 1. 3. Observation of deposited earth and soil water on the haul road of Gate 1 and Concorde Road was noted during the weekly site inspection conducted on 20th January 2015. Contractor was advised to enhance the effectiveness of vehicle washing to avoid dropping of soil on public road and provide proper measure to collect the runoff generated from haul road washing and wetting to avoid flowing of soil water onto the public road. Improvement was noted and no deposited earth on the concerned area was identified in subsequent weekly site inspection conducted on 27th January 2015. Contractor was reminded to implement proper runoff control to avoid seeping of runoff outside the site. 4. ET has conducted a site investigation with the representatives from MTRC and Contractor on 3rd February 2015 to resolve the concern.	Yes

				5. During the investigation, no dropping of soil on the haul road near Gate 1 and Concorde Road were noted during the inspections and the Concorde Road was free of dusty material. The following measures were observed for the prevention of dropping of soil and earth deposition. - Site hoarding was erected along the site boundary adjacent to Concorde Road; - The main haul road leading to the site exit at Concorde Road was paved with concrete; - Wheel washing bay and high pressure water jets were provided at Gate 1 for washing off the soil and dirt from body and wheel of the vehicles before leaving the site; - Water truck was assigned for cleaning the haul road; - General worker was assigned for cleaning the dirt near the site exit at Concorde road; - The load of dump trucks was covered with mechanical cover before leaving the site 6. The Contractor reported that the following measures were further implemented after receiving the complaint from EPD to enhance prevention of dust. - The time for wheel washing was extended for more thorough cleaning; - Staffs were further instructed to ensure all vehicles were thoroughly cleaned and the load of dump trucks were properly covered before leaving the site; - A penalty mechanism was adapted to prevent unwashed dump trucks leaving the site; - Improvement work for the wheel washing bay at Gate 1 will be carried out.	

				7. The Contractor was seriously reminded to implement all necessary mitigation measure to avoid dropping of soil on public road.	

Log Ref	Event Date/Location	Complainant/ Date of Contact	Details of Complaint	Investigation/Mitigation Action	File Closed
Ref no.: KFMD0213-CL-150120 EPD complaint ref.: 15-01573	Gate 1	Complaint was received on 20th January 2015.	Complaint received on 20th January 2015 was referred from EPD on 2nd February 2015 regarding deposited sand and mud on the road surface from the construction vehicles left from Gate 1 of the construction sites.	1. Complaint received on 20th January 2015 was referred from EPD on 2nd February 2015 regarding deposited sand and mud on the road surface from the construction vehicles left from Gate 1 of the construction sites. Environmental Team (ET) was informed by email on the same day by the MTRC. 2. Similar complaints were received in December 2014. Contractor was reported that extra efforts for cleaning of vehicles before leaving the site and cleaning of haul road near Gate 1 had been done after receiving the complaints from EPD to prevent soil and sand deposition on the haul road near Gate 1. 3. Observation of deposited earth and soil water on the haul road of Gate 1 and Concorde Road was noted during the weekly site inspection conducted on 20th January 2015. Contractor was advised to enhance the effectiveness of vehicle washing to avoid dropping of soil on public road and provide proper measure to collect the runoff generated from haul road washing and wetting to avoid flowing of soil water onto the public road. Improvement was noted and no deposited earth on the concerned area was identified in subsequent weekly site inspection conducted on 27th January 2015. Contractor was reminded to implement proper runoff control to avoid seeping of runoff outside the site. 4. ET has conducted a site investigation with the representatives from MTRC and Contractor on 3rd February 2015 to resolve the concern.	Yes

				5. During the investigation, no dropping of soil on the haul road near Gate 1 and Concorde Road were noted during the inspections and the Concorde Road was free of dusty material. The following measures were observed for the prevention of dropping of soil and earth deposition. - Site hoarding was erected along the site boundary adjacent to Concorde Road; - The main haul road leading to the site exit at Concorde Road was paved with concrete; - Wheel washing bay and high pressure water jets were provided at Gate 1 for washing off the soil and dirt from body and wheel of the vehicles before leaving the site; - Water truck was assigned for cleaning the haul road; - General worker was assigned for cleaning the dirt near the site exit at Concorde road; - The load of dump trucks was covered with mechanical cover before leaving the site 6. The Contractor reported that the following measures were further implemented after receiving the complaint from EPD to enhance prevention of dust. - The time for wheel washing was extended for more thorough cleaning; - Staffs were further instructed to ensure all vehicles were thoroughly cleaned and the load of dump trucks were properly covered before leaving the site; - A penalty mechanism was adapted to prevent unwashed dump trucks leaving the site; - Improvement work for the wheel washing bay at Gate 1 will be carried out.	

				7. The Contractor was seriously reminded to implement all necessary mitigation measure to avoid dropping of soil on public road.	

Log Ref	Event Date/Location	Complainant/ Date of Contact	Details of Complaint	Investigation/Mitigation Action	File Closed
Ref no.: KFMD0213-CL-150226 EPD complaint ref.: 15-04622	Kai Tak Area	Complaint was received on 26th February 2015.	Complaint received on 26th February 2015 was referred from EPD on 12th March 2015 regarding noise and dust emission from the construction site.	1. Complaint received on 26th February 2015 was referred from EPD on 12th March 2015 regarding noise and dust emission from the construction sites in Kai Tak Area affecting the daily life of the complainant. Environmental Team (ET) was informed by email on the same day by the Contractor. 2. ET has conducted a site investigation with the representatives from MTRC and Contractor on 17th March 2015 to resolve the concern. 3. During the investigation, the major site activities were formwork and concreting, excavation, backfilling, shotcreting and cement mixing. Dump trucks, excavators, tower cranes, mobile cranes, air compressors, power generators, compactors and concrete lorries were used on-site. Cement mixing was identified as the major dust source and no major noise source was identified. Advices were given to Contractor regarding the dust mitigation measures for cement mixing and exposed stockpile and were recorded in the ET's weekly site inspection checklist. Contractor was advised to properly shelter the cement mixing area at Area 2 with the top and 3-sided enclosure to avoid dust exposure and carry out cement mixing work within the enclosure for dust screening. Contractor was also advised to cover the stockpile at Area 3 as far as practicable for dust prevention. During the investigation, the following measures were observed implemented for preventing dust generation from	Yes

				exposed soil surface. - Water truck was assigned for providing water spraying to the haul road; - Slope was covered with tarpaulin or paved with concrete; - Stockpiles were covered in general It was noticed that piling work was carried out in other construction project in Kai Tak Area. Noise and dust may also be arisen from the construction activities of adjacent projects. 4. The Contractor reported that the following measures will be further enforced to reduce dust and noise generation. - Increase the frequency of water spraying; - Cover or pave the exposed soil surface as far as practicable; - Provide water spraying for dust generating activities; - Properly shelter the cement mixing area with the top and 3-sided enclosure - Erect temporary noise barrier for noise generating activities. 5. The Contractor was seriously reminded to implement all necessary mitigation measure to minimize the noise and dust nuisance generated to sensitive receivers.	

Log Ref	Event Date/Location	Complainant/ Date of Contact	Details of Complaint	Investigation/Mitigation Action	File Closed
Ref no.: KFMD0213-CL-150613 EPD complaint ref.: 15-12472	Kai Tak Area	A complaint was received on 21st May 2015	A complaint received on 21st May 2015 was referred from EPD on 13th June 2015 regarding the dust emission from construction work, partially exposed stockpile and suspected muddy water discharged to the Kai Tak Nullah.	1. A complaint received on 21st May 2015 was referred from EPD on 13th June 2015 regarding the dust emission from construction work, partially exposed stockpile and suspected muddy water discharged to the Kai Tak Nullah. Environmental Team (ET) was informed via email by the MTRC. 2. ET has conducted a site investigation with the representatives from Contractor and MTRC on 16th June 2015 to resolve the concern. 3. During the investigation, water sprinklers and water trucks were assigned for wetting of exposed area; inactive areas of stockpiles were generally covered. No fugitive dust was observed during the investigation. However, concrete breaking without water spraying was noticed. Besides, muddy water discharge into the Kai Tak Nullah was observed. Contractor turned off the pump to stop discharging muddy water as immediate action. Improper discharge of groundwater was also observed leading to runoff generation. 4. Contractor was seriously advised to provide sufficient treatment before discharge of site water and provide watering during concrete breaking for dust suppression. Contractor was also reminded to prevent surface run-off causing from site water and cover all area of inactive areas of stockpile as far as practicable. 5. The Contractor reported that the following measures	Yes

				will be further implemented after receiving the complaint from EPD to enhance prevention of dust and muddy water discharge. - Increase the frequency of water spraying for the active stockpile; - Cover with tarpaulin sheet for the inactive stockpile entirely; - Provide water spraying for dust generating activities; - Divert all site water to wastewater treatment facilities; - Provide sufficient treatment before discharge of site water As similar complaint and observation were noted recently, the Contractor was seriously reminded to continue implementing all necessary mitigation measure to avoid generating dust nuisance and avoid discharge of sub-standard effluent.	

Log Ref	Event Date/Location	Complainant/ Date of Contact	Details of Complaint	Investigation/Mitigation Action	File Closed
Ref no.: KFMD0213-CL-150615 EPD complaint ref.: 15-13442	Kai Tak Area	Complaint was received on 2nd June 2015.	Complaint received on 2nd June 2015 was referred from EPD on 9th June 2015 regarding noise and dust emission from the construction site.	1. Complaint received on 2nd June 2015 was referred from EPD on 9th June 2015 regarding noise and dust emission from the construction sites in Kai Tak Area affecting the health of the complainant. Environmental Team (ET) was informed via email by MTR. 2. ET has conducted a site investigation with the representatives from Contractor on 12th & 16th June 2015 to resolve the concern. Routine weekly site inspection was also carried out on 2nd, 9th & 16th June 2015. The following mitigation measures were advised to contractor after the site inspection. - Provide water spraying for dusty activities and cover the dusty materials with tarpaulin sheets for dust suppression. - Wrap the breaker tip with sound absorptive material and erect temporary noise barrier for noise mitigation. 3. During the investigation, the major site activities were rock breaking, concreting, excavation and backfilling. Dump trucks, excavators, tower cranes, mobile cranes, air compressors, power generators, compactors and concrete lorries were used on-site. Exposed stockpile was identified as the major dust source and rock breaking was identified as noise source. During the investigation, the following mitigation measures were observed. - Water truck was assigned for providing water spraying to	Yes

				the haul road. - Slope was covered with tarpaulin or shotcreted with cement. - Stockpiles were covered in general and sprayed with water. - Automatic water spraying system was provided for dust suppression. - Site hoarding was erected along the site boundary. - The transfer of dusty materials was covered with impervious sheeting in trucks. - Wheel washing facility and high pressure water jet were provided at the site entrance for dust removal. - Noise barriers were located improperly for rock breaking work. - Breaker tip was wrapped with damaged sound absorptive material. It was also noticed that piling work was carried out in other construction project in Kai Tak Area. Noise and dust may also be arisen from the construction activities of adjacent projects. Contractor was reminded to implement the following mitigation measures. - Ensure covering all inactive stockpile with tarpaulin sheets properly. - Increase the frequency of water spraying for the stockpile to prevent dust generation. - Locate noise barrier properly during the rock breaking work. - Replace the damaged sound absorptive material from the breaker tip to reduce noise impact. 4. The Contractor reported that the following measures will be further enforced to reduce dust and noise generation.	

				- Increase the frequency of water spraying for the active stockpile - Cover with tarpaulin sheet for the inactive stockpile entirely. - Cover or pave the exposed soil surface as far as practicable. - Provide water spraying for dust generating activities. - Erect noise barrier properly and move close to the noise source. - Replace the damaged sound absorptive material from the breaker tip. 5. The Contractor was seriously reminded to implement all necessary mitigation measure to minimize the noise and dust nuisance generated to sensitive receivers.	

Log Ref	Event Date/Location	Complainant/ Date of Contact	Details of Complaint	Investigation/Mitigation Action	File Closed
Ref no.: KFMD0213-CL-150813 EPD complaint ref.: 15-20429	Kai Tak Area	A complaint was received on 13th August 2015	A complaint received on 13th August 2015 was referred from EPD on 19th August 2015 regarding the muddy water discharged to the Kai Tak Nullah.	1. A complaint received on 13th August 2015 was referred from EPD on 19th August 2015 regarding the muddy water discharged to the Kai Tak Nullah. Environmental Team (ET) was informed via email by the MTRC. 2. ET has conducted a site investigation with the representatives from Contractor and MTRC on 25th August 2015 to resolve the concern. Routine weekly site inspection was also carried out on 4th, 11th & 18th Aug 2015. During the site inspection on 11th August 2015, muddy water discharge was observed at Area 2 and the following mitigation measures were advised to contractor after the site inspection. - Review wastewater treatment system and provide proper treatment for site water before discharging into nullah. 3. During the investigation on 25th August 2015, no muddy water was observed discharging into the Kai Tak Nullah. The wastewater was treated by the wastewater treatment facilities and sedimentation tank before discharging into nullah. During the investigation, the following mitigation measures were observed. - Site water was collected in the sump pit and pumped to further treatment.	Yes

				- Wastewater treatment facilities and sedimentation tank were provided and operated 4. Contractor was still advised to provide sufficient treatment and hence mitigation measures before discharge of site water. And, contractor was also reminded to prevent surface run-off causing from site water due to the adverse weather during the wet season. 5. The Contractor reported that the following measures will be further implemented after receiving the complaint from EPD to enhance prevention of muddy water discharge. - Increase the number of sedimentation tanks and wastewater treatment facilities. - Divert all site water to wastewater treatment facilities. - Provided the sand bag bound to prevent surface run off from entering into Kai Tak Nullah. - Provide sufficient treatment before discharge of site water. 6. Contractor was seriously reminded to continue implementing all necessary mitigation measure to avoid discharge of sub-standard effluent	

Log Ref	Event Date/Location	Complainant/ Date of Contact	Details of Complaint	Investigation/Mitigation Action	File Closed
Ref no.: KFMD0213-CL-151005 EPD complaint ref.: 15-25759	Gate 1	Complaint was received on 5th October 2015.	Complaint received on 5th October 2015 was referred from EPD on 19th October 2015 regarding mud disposed from the construction site to the concorde road and muddy water was discharged out from the vehicles washing pool.	1. Complaint received on 5th October 2015 was referred from EPD on 19th October 2015 regarding deposited mud on the road surface from the construction vehicles left from Gate 1 of the construction sites. Environmental Team (ET) was informed by email on the same day by the MTRC. 2. Weekly site inspection was conducted on 29th September 2015. Contractor was reminded to implement proper runoff control to avoid seeping of runoff outside the site. Subsequent weekly site inspections were conducted on 6th & 13th October 2015. No mud deposition was observed on the concern area. 3. ET has conducted a site investigation with the representatives from MTRC and Contractor on 20th October 2015 to resolve the concern. 4. During the investigation, no dropping of soil on the haul road near Gate 1 and Concorde Road were noted during the inspections and the Concorde Road was free of dusty material. The following measures were observed for the prevention of dropping of soil and earth deposition and muddy water seeping. - Site hoarding was erected along the site boundary adjacent to Concorde Road; - Footing of hoarding was sealed with concrete at both side to avoid seeping of muddy water to Concorde Road - Wheel washing bay and high pressure water jets were provided at Gate 1 for washing off the soil and dirt from	Yes

				body and wheel of the vehicles before leaving the site; - Sand and mud was removed by dump truck near gate 1. - Water truck was assigned for cleaning the haul road; 5. Contractor was reminded to enhance the effectiveness of vehicle washing (if necessary) to avoid dropping of soil on public road and provide proper measure to avoid flowing of muddy water onto the public road. - The time for wheel washing was extended for more thorough cleaning; - Staffs were further instructed to ensure all vehicles were thoroughly cleaned and the load of dump trucks were properly covered before leaving the site; - A penalty mechanism was adapted to prevent unwashed dump trucks leaving the site; - More frequent clearing of mud from washing pool was implemented. 6. The Contractor was seriously reminded to implement all necessary mitigation measure to avoid dropping of soil on public road and seeping of site water.	

Log Ref	Event Date/Location	Complainant/ Date of Contact	Details of Complaint	Investigation/Mitigation Action	File Closed
Ref no.: KFMD0213-CL-151005-1 EPD complaint ref.: 15-20429(Follow up)	Kai Tak Area	A complaint was received on 5th October 2015	A complaint received on 5th October 2015 was referred from EPD on 19th October 2015 regarding the muddy water discharged to the Kai Tak Nullah.	1. A complaint received on 5th October 2015 was referred from EPD on 19th October 2015 regarding the muddy water discharged to the Kai Tak Nullah. Environmental Team (ET) was informed via email by the MTRC. 2. Observations of muddy water discharged to Kai Tak Nullah were noted during the weekly site inspection conducted on 29th September 2015 & 6th October 2015. Contractor was advised to review wastewater treatment system and provide proper treatment before discharging of site water. Improvement was noted and no muddy water discharge is observed in weekly site inspection conducted on 13th October 2015. 3. ET has conducted a site investigation with the representatives from Contractor and MTRC on 20th October 2015 during the daytime to resolve the concern. 4. During the investigation, no muddy water was observed discharging into the Kai Tak Nullah. The wastewater was treated by the wastewater treatment facilities and sedimentation tank before discharging into nullah. During the investigation, the following mitigation measures were observed. - Site water was collected in the sump pit and pumped	Yes

				to further treatment. - Wastewater treatment facilities and sedimentation tank were provided and operated. 5. Contractor was still advised to provide effective treatment and hence mitigation measures before discharge of site water during both of daytime and evening time. And, contractor was also reminded to prevent surface run-off causing from site water due to the adverse weather. 6. The Contractor reported that the following measures will be further implemented after receiving the complaint from EPD to enhance prevention of muddy water discharge. - Maintain and enhance the effectiveness of sedimentation tanks and wastewater treatment facilities. - Divert all site water to wastewater treatment facilities. - Provided the sand bag bound to prevent surface run off from entering into Kai Tak Nullah. - Provide sufficient treatment before discharge of site water. - Assign a staff to monitor the wastewater treatment system. - Maintain the functioning of wastewater treatment facilities in the evening. 7. As similar complaint and observation were noted recently, the Contractor was seriously reminded to continue implementing all necessary mitigation	

				measure to avoid discharge of sub-standard effluent.	

Log Ref	Event Date/Location	Complainant/ Date of Contact	Details of Complaint	Investigation/Mitigation Action	File Closed
Ref no.: KFMD0213-CL-151005	Not Specified	Complaint was received on 5th October 2015.	Complaint received on 5th October 2015 was referred from EPD on 19th October 2015 regarding 5 lorry mixers were operating inside the MTRC construction site in the evening which may breach CNP conditions.	1. Complaint received on 5th October 2015 was referred by EPD on 19th October 2015 regarding 5 concrete lorry mixers were operating inside the MTRC construction site in the evening which may breach CNP conditions. 2. The Contractor has applied construction noise permits (CNPs) for carrying out concreting works after normal working date and time (i.e. 0700-1900 of normal weekdays). Total 2 CNPs are valid for the construction activities carried out at evening time in Kai Tak Station Area. The CNPs are attached in **Appendix A**. Contractor was reported that the concreting works had complied with the CNP's requirements for the evening time works on 5th October 2015. 3. ET conducted a site investigation on 20th October 2015 to resolve the concern. 4. During the investigation, no construction activities are scheduled to be carried out at the evening time. No potential noise impact nuisance caused to the sensitive receivers was noted. Contractor reported that concreting works are scheduled to be carried out on 26th October 2015 and will comply with the permit conditions. 5. Contractor had implemented the following mitigation measures during the evening time works.	Yes

				- Provide training for the staff to avoid violating CNP's requirements. - Assign staff to inspect the construction activities during the evening time works. 6. The Contractor was reminded to continue following the conditions under all applied CNPs to avoid generating unacceptable environmental nuisance to nearby sensitive receivers.	

Log Ref	Event Date/Location	Complainant/ Date of Contact	Details of Complaint	Investigation/Mitigation Action	File Closed
Ref no.: KFMD0213-CL-151112 EPD complaint ref.: 15-28981	Gate 1	Complaint was received on 12th November 2015	Complaint received on 12th November 2015 was referred from EPD on 13th November 2015 regarding mud left the site entrance near the Concorde Road affecting his driving activities and dirtying his vehicle.	1. Complaint received 12th November 2015 was referred from EPD on 13th November 2015 regarding mud left the site entrance near the Concorde Road affecting his driving activities and dirtying his vehicle. Environmental Team (ET) was informed via email by MTRC. 2. Joint site inspection with IEC was conducted on 10th November 2015. No mud deposition was observed on the haul road near Gate 1. Subsequent weekly site was conducted on 17th November 2015. Contractor was reminded to assign water truck to wash haul road and avoid earth deposition near wheel washing pool. 3. ET has conducted a site investigation with the representatives from Contractor on 18th November 2015 to resolve the concern. 4. During the investigation, no mud left on the site entrance near the concorde road was observed. The following measures were observed for the prevention of mud deposition. - Wheel washing bay and high pressure water jets were provided at Gate 1 for washing off the soil and dirt from body and wheel of the vehicles before leaving the site - Sand and mud was removed by contractor near gate 1 - Water truck was assigned for cleaning the haul road 5. Contractor was reminded to enhance the effectiveness of vehicle washing (if necessary) to avoid dropping of soil on	Yes

				site entrance. - The time for wheel washing was extended for more thorough cleaning; - Staffs were further instructed to ensure all vehicles were thoroughly cleaned and the load of dump trucks were properly covered before leaving the site; - More frequent clearing of mud from washing pool was implemented. 6. As similar complaint and observation were noted recently, the Contractor was seriously reminded to implement all necessary mitigation measure to avoid soil depositing on site entrance.	

Log Ref	Event Date/Location	Complainant/ Date of Contact	Details of Complaint	Investigation/Mitigation Action	File Closed
Ref no.: KFMD0213-CL-151110 EPD complaint ref.: 15-28724, 15-27785 & 15-25759	Gate 1	Complaint was received in November 2015	Complaints received in November 2015 were referred from EPD on 10th November 2015 regarding mud left the site entrance near the Concorde Road affecting his health and driving activities. And, muddy water flowed on the Concorde Road during flushing the MTR site entrance.	1. Complaints received in November 2015 were referred from EPD on 10th November 2015 regarding mud left the site entrance near the Concorde Road affecting his health and driving activities. And, muddy water flowed on the Concorde Road during flushing the MTR site entrance. Environmental Team (ET) was informed by email on the same day by MTRC. 2. Weekly site inspection was conducted on 27th October 2015, 3rd and 10th November 2015. No mud deposited on the site entrance near the concorde road and no muddy water was observed flowing onto concorde road. 3. ET has conducted a site investigation with the representatives from MTRC and Contractor on 10th November 2015 to resolve the concern. 4. During the investigation, no mud left on the site entrance near the concorde road and concorde road was free of muddy water. The following measures were observed for the prevention of mud deposition and muddy water flowing onto concorde road. - Wheel washing bay and high pressure water jets were provided at Gate 1 for washing off the soil and dirt from body and wheel of the vehicles before leaving the site - Sand and mud was removed by contractor near gate 1 - Water truck was assigned for cleaning the haul road 5. Contractor was reminded to enhance the effectiveness of	Yes

				vehicle washing (if necessary) to avoid dropping of soil on public road and provide proper measure to avoid flowing of muddy water onto the public road. - The time for wheel washing was extended for more thorough cleaning; - Staffs were further instructed to ensure all vehicles were thoroughly cleaned and the load of dump trucks were properly covered before leaving the site; - More frequent clearing of mud from washing pool was implemented. The staff was trained to prevent muddy water flowing onto concorde road. 6. As similar complaint and observation were noted recently, the Contractor was seriously reminded to implement all necessary mitigation measure to avoid soil depositing on site entrance and muddy water flowing onto concorde road.	

Log Ref	Event Date/Location	Complainant/ Date of Contact	Details of Complaint	Investigation/Mitigation Action	File Closed
Ref no.: KFMD0213-CL-160225 EPD complaint ref.: 16-04292	Gate 1	Complaint was received on 25th February 2016.	Complaint received on 25th February 2016 was referred from EPD on 3rd March 2016 regarding mud disposed from the vehicle leaving construction site to the Concorde Road which affecting the road condition and made the road muddy.	1. Complaint received on 25th February 2016 was referred from EPD on 3rd March 2016 regarding mud disposed from the vehicle leaving construction site to the Concorde Road which affecting the road condition and made the road muddy. Environmental Team (ET) was informed via email by MTRC. 2. Observation of soil deposition on the haul road between the wheel washing bay and Gate 1 was noted during the weekly site inspection conducted on 23rd February 2016. Contractor was reminded to clean the haul road regularly and increase the frequencies of cleaning of wheel washing bay. The follow mitigation measures had been further tightened by contractor at Gate 1. - Two full time labours were assigned to wash the wheels. - The automatic high-pressure jets were installed at the wheel washing bay. - Unwashed vehicles were not allowed to leave the site by the security guard until washed thoroughly. - Water spraying truck was frequently deployed at the section between gate 1 and security booth. And, the water truck sprays water towards the site direction to avoid sprayed water entering onto concorde road. 3. Photos taken by the contractor show the site conditions on 25th February 2016 (Fig. 1 to 4). Subsequent weekly site inspections were conducted on 1st & 8th March 2016. No mud deposition and muddy road were observed on the concern area.	Yes

				4. ET has conducted a site investigation with the representatives from MTRC and Contractor on 8th March 2016 to resolve the concern. 5. During the investigation, no mud disposed on the haul road near Gate 1 and Concorde Road was noted during the inspections and the Concorde Road was free of muddy water (Fig. 5 to 8). The following measures were observed for the prevention of mud deposition and muddy road. - Wheel washing bay and high pressure water jets were provided at Gate 1 for washing off the soil and dirt from body and wheel of the vehicles before leaving the site - Water truck was assigned for cleaning the haul road between wheel washing bay and Gate 1 6. Contractor was reminded to enhance the effectiveness of vehicle washing (if necessary) to avoid dropping of soil on public road and cause road muddy. - The time for wheel washing was extended for more thorough cleaning; - Staffs were further instructed to ensure all vehicles were thoroughly cleaned and the load of dump trucks were properly covered before leaving the site; - The efficiency of mud removal from vehicles was improved by installation of sprinklers. - More frequent clearing of mud from washing pool was implemented. - A penalty mechanism was adapted to prevent unwashed dump trucks leaving the site; 7. The Contractor was seriously reminded to implement all	

				necessary mitigation measure to avoid dropping of soil on public road and cause road muddy.	

Log Ref	Event Date/Location	Complainant/ Date of Contact	Details of Complaint	Investigation/Mitigation Action	File Closed
Ref no.: KFMD0213-CL-20160401 EPD complaint ref.: 16-07431	Kai Tak Area	A complaint was received on 1st April 2016	A complaint received on 1st April 2016 was referred from EPD on 13th April 2016 regarding neither water spraying activities nor covering was found at the stockpile area in Kai Tak.	1. A complaint received on 1st April 2016 was referred from EPD on 13th April 2016 regarding neither water spraying activities nor covering was found at the stockpile area in Kai Tak. Environmental Team (ET) was informed via email by MTRC. 2. Weekly site inspection was conducted on 22nd & 29th March 2016 and 5th, 12th & 19th April 2016. No dust issues about stockpile were noted during the site inspections. 3. ET has conducted a site investigation with the representatives from MTRC and Contractor on 19th April 2016 to resolve the concern. 4. During the investigation, the following proper mitigation measures were implemented to prevent the dust emission. - Inactive stockpile was covered with tarpaulin sheets (Fig. 1 to 3). 5. The Contractor reported that the following measures were further implemented after receiving the complaint from EPD to enhance prevention of dust emission. - Increase the frequency of water spraying for the active stockpile. - Cover with tarpaulin sheet for the inactive stockpile entirely.	Yes

				- Spray water, cover or pave to the exposed soil surface as far as practicable. - Provide water spraying for dust generating activities. - Automatic water spraying system was provided for dust suppression. 6. The Contractor was reminded to implement all necessary mitigation measure to avoid dust emission.	

Log Ref	Event Date/Location	Complainant/ Date of Contact	Details of Complaint	Investigation/Mitigation Action	File Closed
Ref no.: KFMD0213-CL-20160412 EPD complaint ref.: 16-08335	Kai Tak Area	A complaint was received on 12th April 2016	A complaint received on 12th April 2016 was referred from EPD on 13th April 2016 regarding neither water spraying activities nor covering was found at the stockpile area in Kai Tak and the storage and transport the construction materials caused air pollution.	1. A complaint received on 12th April 2016 was referred from EPD on 13th April 2016 regarding neither water spraying activities nor covering was found at the stockpile area in Kai Tak and the storage and transport the construction materials caused air pollution. Environmental Team (ET) was informed via email by MTRC. 2. Weekly site inspection was conducted on 5th, 12th & 19th April 2015. No dust issues regarding stockpile area, the storage and transport of construction material were noted during the weekly site inspection. 3. ET has conducted a site investigation with the representatives from MTRC and Contractor on 19th April 2016 to resolve the concern. 4. During the investigation, the following proper mitigation measures were implemented to prevent the dust emission. - Inactive stockpile was covered with tarpaulin sheets (Fig. 1 to 3). - Construction materials were covered with mechanical cover within or outside the site area during the transportation (Fig. 4 to 5). - Haul road was maintained in wet to minimize dust nuisance. (Fig. 6) 5. The Contractor reported that the following measures were further implemented after receiving the complaint from EPD to enhance prevention of dust emission.	Yes

				- Inactive stockpile was covered with tarpaulin sheets or spray with water to control dust emission. - Staffs were further instructed to cover the construction materials with suitable tarpaulin in good condition. - Construction materials should not be loaded to a level higher than the side and tail boards of dump trucks. - The transfer of dusty materials was covered with impervious sheeting or mechanical cover on trucks. - Staff was assigned to supervise whether the loaded vehicles were covered. - More frequencies of water spraying on the haul road were implemented. - Water spraying was continually maintained at the stockpile, so that the loading/uploading material was maintained wet. 6. The Contractor was seriously reminded to implement all necessary mitigation measure to avoid dust emission.	

Log Ref	Event Date/Location	Complainant/ Date of Contact	Details of Complaint	Investigation/Mitigation Action	File Closed
Ref no.: KFMD0213-CL-160611-1 EPD complaint ref.: 16-14268	Kai Tak Area	A complaint was received on 11th June 2016	A complaint received on 11th June 2016 was referred from EPD on 14th June 2016 regarding muddy water was discharged into Kai Tak River from a MTR's construction site.	1. A complaint received on 11th June 2016 was referred from EPD on 14th June 2016 regarding muddy water was discharged into Kai Tak River from a MTR's construction site. 2. Observations of muddy water discharged into Kai Tak River were not noted during the weekly site inspections conducted on 31st May 2016 and 7th & 14th June 2016. As reported by contractor, no construction works were carried out on 11th June 2016 near the discharge point and no site water was generated by the construction activities. The flow of muddy water as observed in the photo captured by EPD was likely caused by the surface runoff and the site water generated across the contract area was treated by the sedimentation tanks before discharging into Kai Tak River. 3. ET has conducted a site investigation with the representatives from Contractor on 14th June 2016 to resolve the concern. 4. During the investigation, no muddy water was observed discharging into the Kai Tak River. The wastewater was treated by the wastewater treatment facilities and sedimentation tank before discharging into Kai Tak River. During the investigation, the following mitigation measures were observed.	Yes

				- Wastewater treatment facilities and sedimentation tank were operating (Fig. 1 to 2). - Wastewater was treated before discharging into Kai Tak River (Fig. 3). 5. Contractor was still advised to provide effective treatment and mitigation measures before discharge of site water. Contractor was also reminded to provide mitigation measures to treat and prevent untreated surface run-off resulted from adverse weather during wet season from discharging into Kai Tak River. 6. The Contractor reported that the following measures will be further implemented after receiving the complaint from EPD to enhance prevention of muddy water discharge. - Maintain and enhance the effectiveness of sedimentation tanks and wastewater treatment facilities. - Divert all site water to wastewater treatment facilities. - Provide sand bag bund to prevent surface run off from entering into Kai Tak River. - Provide sufficient treatment before discharge of site water. - Assign trained labours to specifically check and add flocculants into the sedimentation tanks, especially during rainy days. - Increase the cleaning frequency of the sedimentation tanks.	

				7. The contractor was reminded to implement all necessary mitigation measures to avoid muddy water discharging into Kai Tak River.	

Log Ref	Event Date/Location	Complainant/ Date of Contact	Details of Complaint	Investigation/Mitigation Action	File Closed
Ref no.: KFMD0213-CL-20160804 EPD complaint ref.: 16-17875	Kai Tak Area	A complaint was received on 18th July 2016	A complaint received on 18th July 2016 was referred from EPD on 4th August 2016 and 10th August 2016 regarding not enough water spraying activities in Kai Tak SCL Construction site, the complaint was told by staff of contractor that water spraying activities were only held every two hours and water tanker was passing through part of the access road without providing water spraying activities.	**BACKGROUND** 1. A complaint received on 18th July 2016 was referred from EPD on 4th August 2016 and 10th August 2016 regarding not enough water spraying activities in Kai Tak SCL Construction site, the complaint was told by staff of contractor that water spraying activities were only held every two hours and water tanker was passing through part of the access road without providing water spraying activities. Environmental Team (ET) was informed via email by MTRC. **INVESTIGATION RESULTS** 1. According to the Contractor information, water tanker was deployed and water spraying on the haul road and dusty area was provided at least once per hour for dust suppression. Supervision of water spraying on site was in place. 2. Routine weekly site inspections were conducted on 12th, 19th & 28th July 2016 and 4th & 9th August 2016. Observation of dusty area was noted and the following recommendation on dust issue was advised to Contractor after the site inspection on 28th July and 9th August 2016. - Increase the frequency of water spraying on the exposed area for dust suppression. 3. ET has conducted a site investigation with the representatives from Contractor on 16th August 2016 to resolve the concern. No dusty area and haul road were	Yes

				observed during the investigation. And, contractor reported that they did not answer to anybody regarding the two hours water spraying. 4. During the investigation, the following proper mitigation measures were observed implemented. - Water tanker was assigned to implement water spraying on the haul road and dusty area. - Water sprinklers were installed to wet haul road. - Haul road within the site area was maintained in wet entirely to minimize dust nuisance. **RECOMMENDATIONS & MITIGATION MEASURES** 1. The Contractor reported that the following measures were further implemented after receiving the complaint from EPD to enhance prevention of dust emission. - Water spraying was conducted at least once per hour. Regular monitoring on the proper implementation of watering was conducted and communication on the reporting the site watering condition was enhanced. - Extra water tanker was deployed on sunny days and windy days. - More water sprinklers were added along the haul road. - Daily inspection was conducted to better control the dust suppression on site. - Regular dust control training was provided to the staff. 2. The Contractor was still reminded to implement all necessary mitigation measures to avoid dust emission	

Log Ref	Event Date/Location	Complainant/ Date of Contact	Details of Complaint	Investigation/Mitigation Action	File Closed
Ref no.: KFMD0213-CL-160825 EPD complaint ref.: 16-21124	Kai Tak Area	A complaint was received on 22nd August 2016	A complaint received on 22nd August 2016 was referred from EPD on 25th August 2016 regarding the muddy water discharged in Kai Tak River.	**BACKFROUND** 2. A complaint received on 22nd August 2016 was referred from EPD on 25th August 2016 regarding the muddy water discharged in Kai Tak River. Environmental Team (ET) was informed via email by MTRC. **INVESTIFGATION RESULTS** 1. According to the ET's site inspection conducted on 16th, 23rd & 30th August 2016, no muddy water was observed discharging into Kai Tak River. And, a joint inspection was conducted by representatives of the contractor and MTR on 22nd Aug 2016. No potential source of muddy water was observed discharging into Kai Tak River. 2. ET has conducted a site investigation with the representatives from Contractor on 30th August 2016 to resolve the concern. 3. During the investigation, no muddy water was observed discharging into the Kai Tak River. The following proper mitigation measures were implemented to prevent the muddy water discharge. - Wastewater treatment facilities and sedimentation tanks were operating in good condition. - Wastewater was treated before discharging into Kai	Yes

				Tak River. - Concrete bund and sand bag bund were provided along the edge of Kai Tak Nullah River to prevent run-off entering into Kai Tak River. - Staff was assigned to inspect the wastewater treatment facilities. - Unchartered pipe outlet within the site area has had been plugged to prevent muddy water discharge. - A ditch channel filled with granular materials was provided and the existing sump pit was enlarged to collect surface run-off. **RECOMMENDATIONS & MITIGATION MEASURES** 1. Contractor was still advised to provide effective treatment and mitigation measures before discharge of site water. Contractor was also reminded to provide mitigation measures to treat and prevent untreated surface run-off resulted from adverse weather during wet season from discharging into Kai Tak River. 2. The Contractor reported that the following measures have been further implemented after receiving the complaint from EPD to enhance prevention of muddy water discharge. - Enhance the exiting drainage system and enlarge the existing sump pit to collect the surface run-off. - Maintain and provide sufficient sedimentation tanks and wastewater treatment facilities to ensure capable to treat all the site water during heavy rain on site. - Divert all site water to wastewater treatment	

				facilities. - Provide the sand bag bund and concrete bund along the edge of Kai Tak River to prevent surface run off from entering into Kai Tak River. - Assign trained labours to specifically check and add flocculants into the sedimentation tanks, especially during rainy days. - Increase the cleaning frequency of the sedimentation tanks. 3. The contractor was reminded to implement all necessary mitigation measures to avoid muddy water discharging into Kai Tak River.	

Log Ref	Event Date/Location	Complainant/ Date of Contact	Details of Complaint	Investigation/Mitigation Action	File Closed
Ref no.: KFMD0213-CL-20161004 EPD complaint ref.: 16-23330	Kai Tak Area	A complaint was received on 13th September 2016	A complaint received on 13th September 2016 was referred from EPD on 4th October 2016 regarding the dust emission from the construction work and he requested the site provide enough preventive measures such as enough water spraying to reduce the dust emission.	**BACKGROUND** 1. A complaint received on 13th September 2016 was referred from EPD on 4th October 2016 regarding the dust emission from the construction work and he requested the site provide enough preventive measures such as enough water spraying to reduce the dust emission. Environmental Team (ET) was informed via email by MTRC. **INVESTIGATION RESULTS** 1. According to the Contractor information, the major works on 13th September included backfilling work at Area 1 & Area 2 and formwork at Area 3. And the proper mitigation measures were implemented to mitigate potential dust generation. - Water tanker was deployed and water spraying on the haul road and dusty area was provided at least once per hour for dust suppression. - Spoil/dusty material on dump truck were covered with mechanical cover during transportation. 2. Routine weekly site inspections were conducted on 6th, 13th, 20th & 27th September 2016 and 4th October 2016. Observation of dusty issue was not noted during the site inspections. 3. ET has conducted a site investigation with the representatives from Contractor on 4th October 2016 to resolve the concern. No dust issues were observed during the investigation.	Yes

				4. During the investigation, the following proper mitigation measures were implemented. - Water tanker was assigned to implement water spraying on the haul road and dusty area. - Water sprinklers were installed to wet haul road. - Spoil/dusty material on dump truck were covered with mechanical cover during transportation. - Haul Road was maintained in wet to minimize dust nuisance. **RECOMMENDATIONS & MITIGATION MEASURES** 1. The Contractor reported that the following precautionary measures were suggested after receiving the complaint from EPD to enhance prevention of dust emission. - A dedicated staff was assigned to monitor any dusty works for better control of dusty works. - Increase the frequency of site inspection for dust control. - Conduct toolbox talk on dust suppression to raise the awareness of workers/site staff. 2. The Contractor was still reminded to implement all necessary mitigation measures to avoid dust emission	

Log Ref	Event Date/Location	Complainant/ Date of Contact	Details of Complaint	Investigation/Mitigation Action	File Closed
Ref no.: KFMD0213-CL-20161123 EPD complaint ref.: 16-29816	Kai Tak Area	A complaint was received on 16th November 16	A complaint received on 16th November 2016 was referred from EPD on 23rd November 2016 regarding complainant said dust emission from the construction work affecting his/her health.	**BACKGROUND** 1. A complaint received on 16th November 2016 was referred from EPD on 23rd November 2016 regarding complainant said dust emission from the construction work affecting his/her health. Environmental Team (ET) was informed via email by MTRC. **INVESTIGATION RESULTS** 1. ET has conducted a site investigation with the representatives from MRTC and Contractor on 29th November 2016 to resolve the concern. No dust issues were observed during the investigation. **RECOMMENDATIONS & MITIGATION MEASURES** 1. Upon the complaint being received, the following measures were confirmed to be in place during the site investigation. - Water spraying was conducted at least once per hour. Regular monitoring on the proper implementation of watering was conducted and communication on the reporting the site watering condition was enhanced. - Haul road within the site area was maintained in wet entirely to minimize dust nuisance. - Daily inspection was conducted to better control the dust suppression on site. - Regular dust control training was provided to the staff.	Yes

				2. The Contractor was still reminded to implement all necessary mitigation measures to avoid dust emission	

Log Ref	Event Date/Location	Complainant/ Date of Contact	Details of Complaint	Investigation/Mitigation Action	File Closed
Ref no.: KFMD0213-CL-20161229 EPD complaint ref.: 16-32703	Kai Tak Area	A complaint was received on 14th December 16	A complaint received on 14th December 2016 was referred from EPD on 29th December 2016 regarding complainant emphasized that dust emission was observed when vehicle running on the dry surfaces outside the main haul road. He hope in addition to main haul roads, water spraying activities should be apply to all surface if there are vehicle running on it.	**BACKGROUND** 1. A complaint received on 14th December 2016 was referred from EPD on 29th December 2016 regarding complainant emphasized that dust emission was observed when vehicle running on the dry surfaces outside the main haul road. He hope in addition to main haul roads, water spraying activities should be apply to all surface if there are vehicle running on it. Environmental Team (ET) was informed via email by MTRC. **INVESTIGATION RESULTS** 1. ET has conducted a site investigation with the representatives from MTRC and Contractor on 3rd January 2017 to resolve the concern. No dust issues were observed during the investigation. **RECOMMENDATIONS & MITIGATION MEASURES** 1. Upon the complaint being received, the following measures were confirmed to be in place during the site investigation. - Water spraying was conducted at least once per hour. Regular monitoring on the proper implementation of watering was conducted and communication on the reporting the site watering condition was enhanced. - Haul road within the site area was maintained in wet entirely to minimize dust generation. - Exposed surface or other area with vehicle access where	Yes

				outside the haul road was maintained in wet to minimize dust generation. - Daily inspection was conducted to better control the dust suppression on site. 2. The Contractor was still reminded to implement all necessary mitigation measures to avoid dust emission.	

Notification of Summons

Log Ref	Event Date/Location	Summons/ Date of Contact	Details of Summons	File Closed
KTS16/2016	Kai Tak Area	A notification of summon received was issued on 5th January 2016	A notification of summon received was issued on 5th January 2016, regarding an incident on 13th July 2015. According to the notification of summon, it was noted that muddy water was discharged into the Kai Tak nullah, and exceeded the limit required in the licence under the Water Pollution Control Ordinance.	Yes

Log Ref	Event Date/Location	Summons/ Date of Contact	Details of Summons	File Closed
KTS2947/2017	Kai Tak Area	A notification of summon received was issued on 20th February 2017	A notification of summon received was issued on 20th February 2017, regarding an incident on 17th August 2016. According to the notification of summon, it was noted that not unpolluted water was discharged into a communal drain in a water control zone namely Victoria Harbour (Phase II) Water Control Zone.	Yes

Successful Prosecution

Log Ref	Event Date/Location	Summons/ Date of Contact	Details of Summons	File Closed
KTS2947/2017	Kai Tak Area	A notification of summon received was issued on 20th February 2017	A notification of summon received was issued on 20th February 2017, regarding an incident on 17th August 2016. Contractor has attended to the court on 10th November 2017. Judgment of the trial on 10th November 2017 concluded that KCJV was convicted the charges of WPCO.	Yes