

Appendix F - 24-hour TSP Monitoring Results

Location AM1 - Tin Hau Temple

Start Date	Weather	Filter Weight (g)		Particulate	Elapse Time		Sampling	Flow Rate (m ³ /min.)		Av. flow	Total vol.	Conc.
	Condition	Initial	Final	Weight (g)	Initial	Final	Time(hrs.)	Initial	Final	(m ³ /min)	(m ³)	(µg/m ³)
4-May-21	Sunny	2.7723	2.8530	0.0807	8305.7	8329.7	24.0	1.20	1.20	1.20	1726.9	46.7
10-May-21	Sunny	2.7463	2.8350	0.0887	8329.7	8353.7	24.0	1.19	1.19	1.19	1717.5	51.6
15-May-21	Sunny	2.7946	2.9095	0.1149	8353.7	8377.7	24.0	1.19	1.19	1.19	1714.2	67.0
20-May-21	Sunny	3.6962	3.8880	0.1918	8377.7	8401.7	24.0	1.19	1.19	1.19	1711.7	112.1
25-May-21	Sunny	N/A*	N/A*	N/A*	N/A*	N/A*	N/A*	N/A*	N/A*	N/A*	N/A*	N/A*
31-May-21	Sunny	3.7098	3.8071	0.0973	8401.7	8425.7	24.0	1.19	1.20	1.19	1716.9	56.7
											Min	46.7
											Max	112.1
											Average	69.4

*No electricity supply due the Tin Hau Temple's renovation works.

Location AM2 - Sai Tso Wan Recreation Ground

Start Date	Weather	Filter Weight (g)		Particulate	Elapse Time		Sampling	Flow Rate (m ³ /min.)		Av. flow	Total vol.	Conc.
	Condition	Initial	Final	Weight (g)	Initial	Final	Time(hrs.)	Initial	Final	(m ³ /min)	(m ³)	(µg/m ³)
4-May-21	Sunny	2.7401	2.7848	0.0447	29035.0	29059.0	24.0	1.20	1.20	1.20	1727.6	25.9
10-May-21	Sunny	2.7438	2.7924	0.0486	29059.0	29083.0	24.0	1.19	1.19	1.19	1718.5	28.3
15-May-21	Sunny	2.7440	2.7798	0.0358	28963.0	28987.0	24.0	1.19	1.19	1.19	1715.4	20.9
20-May-21	Sunny	3.7110	3.7572	0.0462	28987.0	29011.0	24.0	1.19	1.19	1.19	1712.9	27.0
25-May-21	Sunny	2.6675	2.6917	0.0242	29011.0	29035.0	24.0	1.20	1.19	1.19	1719.6	14.1
31-May-21	Sunny	3.6945	3.7289	0.0344	29035.0	29059.0	24.0	1.19	1.20	1.19	1718.0	20.0
											Min	14.1
											Max	28.3
											Average	23.2

Location AM3 - Yau Lai Estate, Bik Lai House

Start Date	Weather	Filter Weight (g)		Particulate	Elapse Time		Sampling	Flow Rate (m ³ /min.)		Av. flow	Total vol.	Conc.
	Condition	Initial	Final	Weight (g)	Initial	Final	Time(hrs.)	Initial	Final	(m ³ /min)	(m ³)	(µg/m ³)
4-May-21	Sunny	2.7623	2.8708	0.1085	3776.8	3800.8	24.0	1.20	1.20	1.20	1726.3	62.9
10-May-21	Sunny	2.6668	2.7300	0.0632	3800.8	3824.8	24.0	1.19	1.19	1.19	1716.5	36.8
15-May-21	Sunny	2.7426	2.8122	0.0696	3824.8	3848.8	24.0	1.19	1.19	1.19	1713.1	40.6
20-May-21	Sunny	3.7232	3.7783	0.0551	3848.8	3872.8	24.0	1.19	1.19	1.19	1710.5	32.2
25-May-21	Sunny	2.7822	2.8370	0.0548	3872.8	3896.8	24.0	1.20	1.19	1.19	1717.6	31.9
31-May-21	Sunny	3.6717	3.7332	0.0615	3896.8	3920.8	24.0	1.19	1.20	1.19	1715.9	35.8
											Min	31.9
											Max	62.9
											Average	40.9

Appendix F - 24-hour TSP Monitoring Results

Location AM4(A) - Cha Kwo Ling Public Cargo Working Area Administrative Office

Start Date	Weather	Filter Weight (g)		Particulate	Elapse Time		Sampling	Flow Rate (m ³ /min.)		Av. flow	Total vol.	Conc.
	Condition	Initial	Final	Weight (g)	Initial	Final	Time(hrs.)	Initial	Final	(m ³ /min)	(m ³)	(µg/m ³)
4-May-21	Sunny	2.741	2.8057	0.0647	14133.74	14157.7	24.0	1.20	1.20	1.20	1729.2	37.4
10-May-21	Sunny	2.7389	2.8072	0.0683	14157.74	14181.7	24.0	1.20	1.19	1.19	1720.4	39.7
15-May-21	Sunny	2.7717	2.8368	0.0651	14181.74	14205.7	24.0	1.19	1.19	1.19	1717.4	37.9
20-May-21	Sunny	3.7156	3.7866	0.0710	14205.74	14229.7	24.0	1.19	1.19	1.19	1715.0	41.4
25-May-21	Sunny	3.7033	3.7598	0.0565	14229.74	14253.7	24.0	1.20	1.19	1.20	1721.4	32.8
31-May-21	Sunny	3.6886	3.7475	0.0589	14253.74	14277.7	24.0	1.19	1.20	1.19	1719.9	34.2
											Min	32.8
											Max	41.4
											Average	37.8

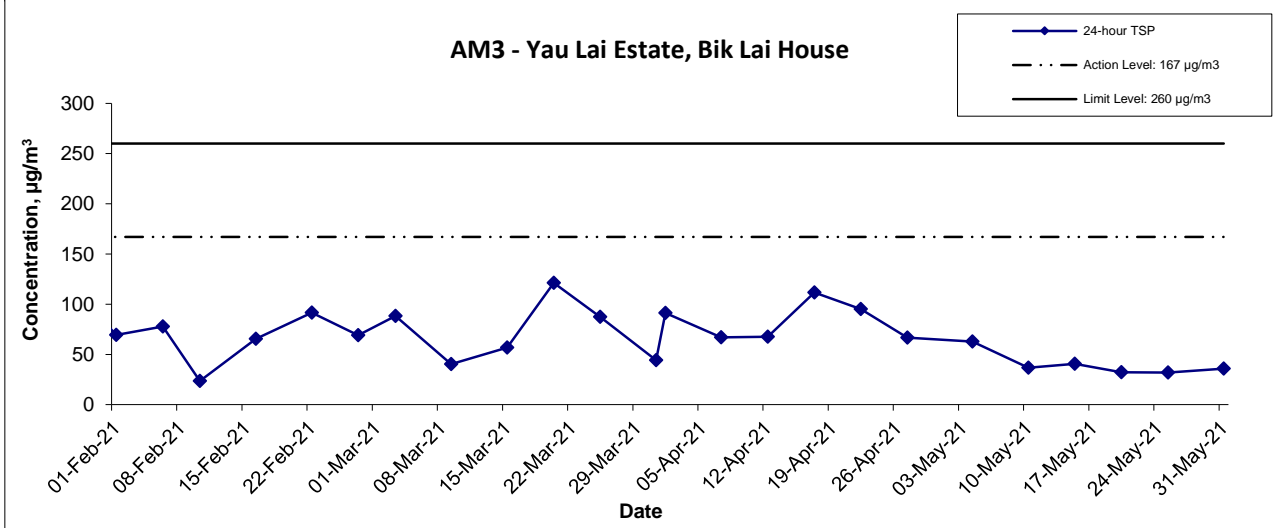
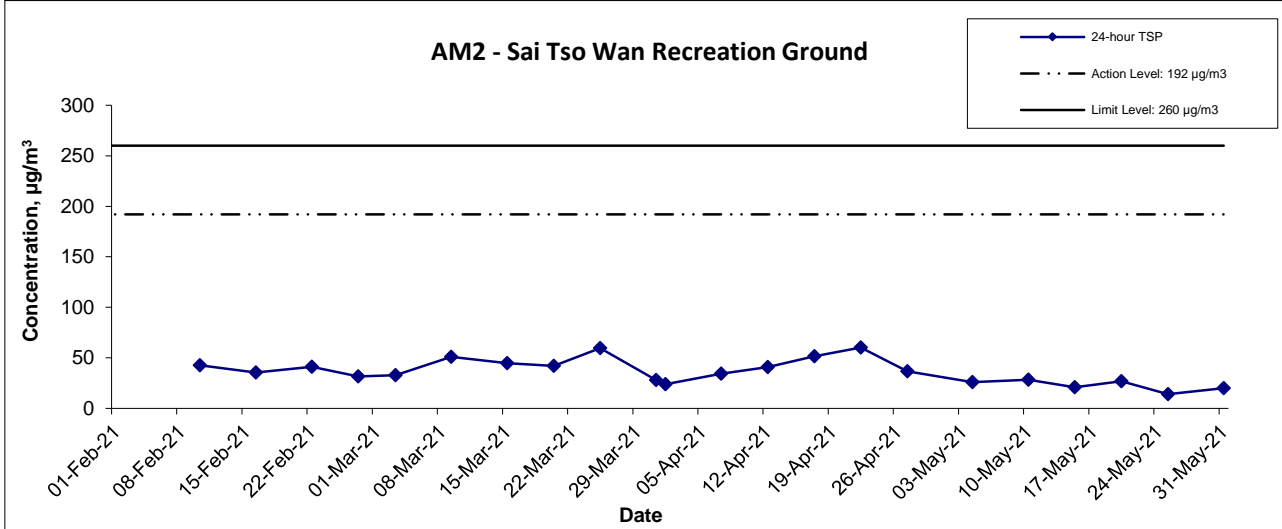
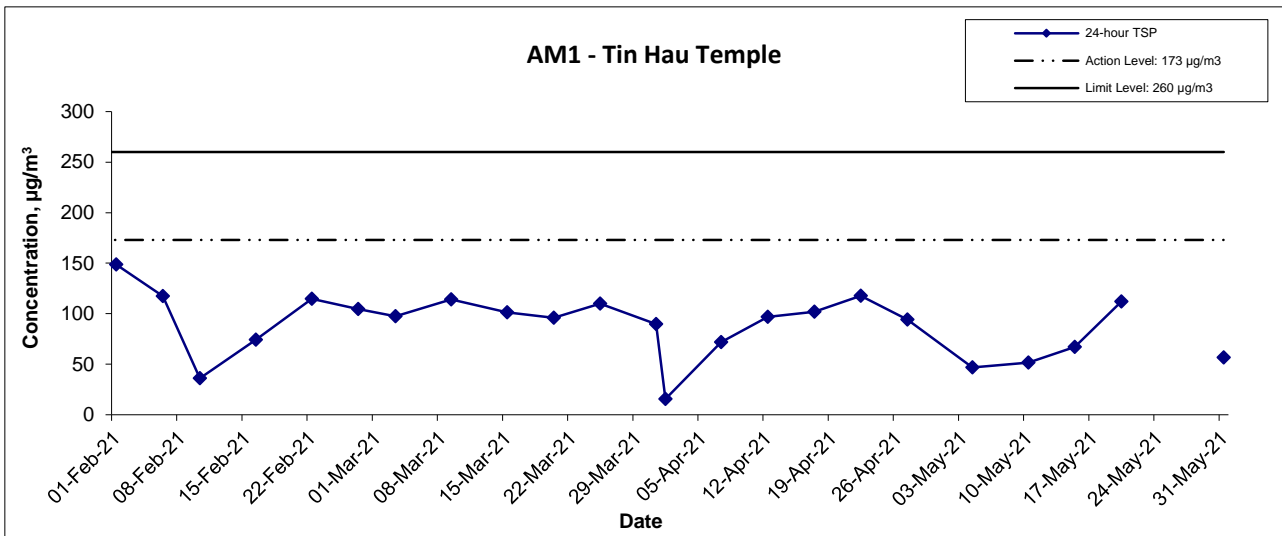
Location AM5(A) - Tseung Kwan O DSD Desilting Compound

Start Date	Weather	Filter Weight (g)		Particulate	Elapse Time		Sampling	Flow Rate (m ³ /min.)		Av. flow	Total vol.	Conc.
	Condition	Initial	Final	Weight (g)	Initial	Final	Time(hrs.)	Initial	Final	(m ³ /min)	(m ³)	(µg/m ³)
4-May-21	Sunny	2.6727	2.7552	0.0825	31074.6	31098.6	24.0	1.20	1.20	1.20	1729.3	47.7
10-May-21	Sunny	2.7686	2.8570	0.0884	31098.6	31122.6	24.0	1.20	1.19	1.19	1720.5	51.4
15-May-21	Sunny	2.6530	2.7067	0.0537	31122.6	31146.6	24.0	1.19	1.19	1.19	1709.1	31.4
20-May-21	Sunny	3.7369	3.8683	0.1314	31146.6	31170.6	24.0	1.19	1.19	1.19	1715.0	76.6
25-May-21	Sunny	2.6671	2.7075	0.0404	31170.6	31194.6	24.0	1.20	1.19	1.20	1721.5	23.5
31-May-21	Sunny	3.7039	3.7719	0.0680	31194.6	31218.6	24.0	1.19	1.20	1.19	1719.9	39.5
											Min	23.5
											Max	76.6
											Average	46.1

Location AM6(A) - Park Central, L1/F Open Space Area


Start Date	Weather	Filter Weight (g)		Particulate	Elapse Time		Sampling	Flow Rate (m ³ /min.)		Av. flow	Total vol.	Conc.
	Condition	Initial	Final	Weight (g)	Initial	Final	Time(hrs.)	Initial	Final	(m ³ /min)	(m ³)	(µg/m ³)
4-May-21	Sunny	2.7396	2.7847	0.0451	2964.8	2988.8	24.0	1.19	1.20	1.20	1721.1	26.2
10-May-21	Sunny	2.767	2.8024	0.0354	2988.8	3012.8	24.0	1.21	1.21	1.21	1742.8	20.3
15-May-21	Sunny	2.6418	2.6757	0.0339	3012.8	3036.8	24.0	1.21	1.21	1.21	1742.8	19.5
20-May-21	Sunny	3.7040	3.7335	0.0295	3036.8	3060.8	24.0	1.21	1.21	1.21	1739.4	17.0
25-May-21	Sunny	2.6803	2.7107	0.0304	3060.8	3084.8	24.0	1.21	1.21	1.21	1736.7	17.5
31-May-21	Sunny	3.7063	3.7411	0.0348	3084.8	3108.8	24.0	1.21	1.21	1.21	1744.0	20.0
											Min	17.0
											Max	26.2
											Average	20.1

24-hr TSP Concentration Levels

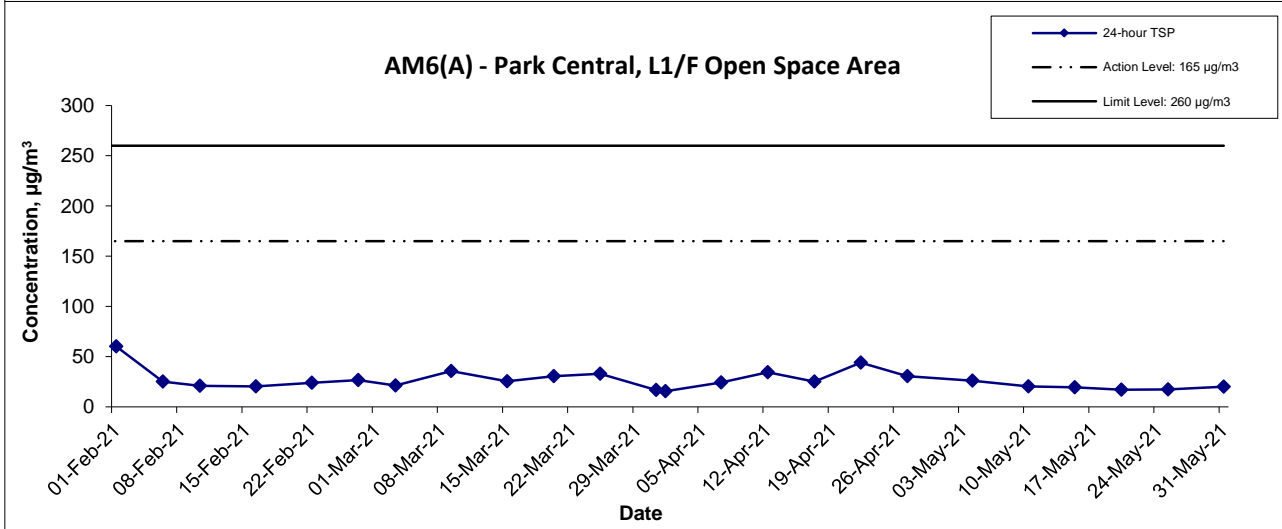
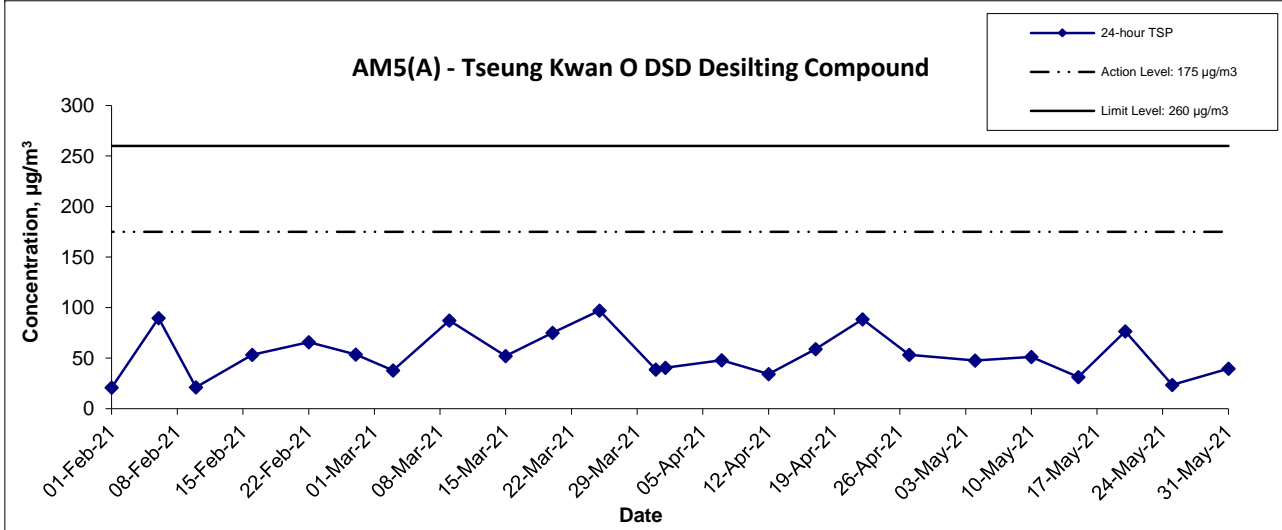
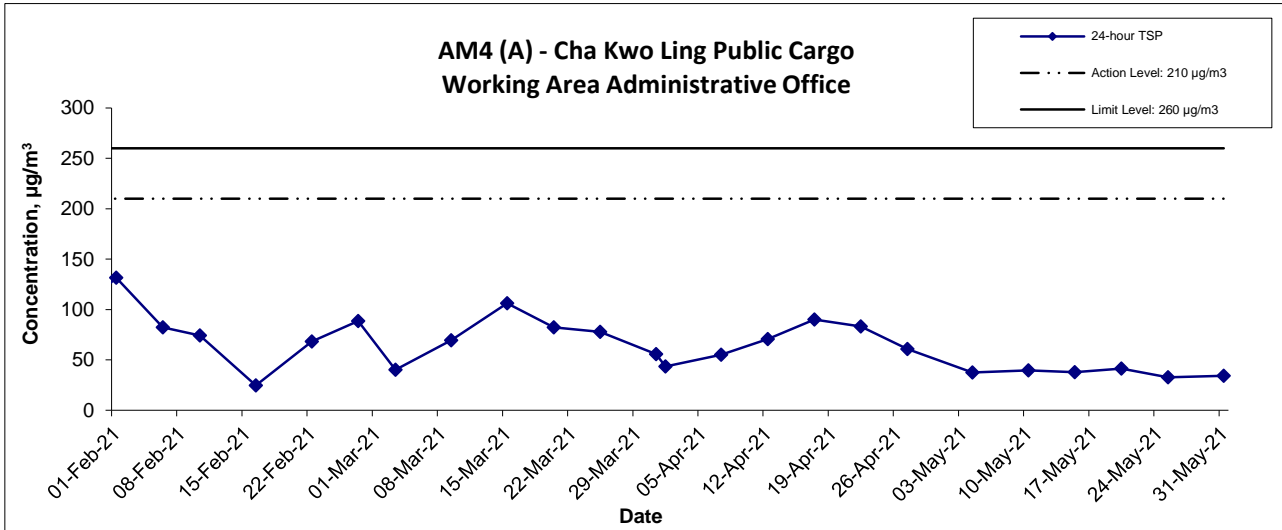


*No electricity supply due the Tin Hau Temple's renovation works on 25 May 2021.


The HVS at AM2 was broken-down during the first two week of February 2021.

Agreement No. CE/59/2015 (EP) Environmental Team for Tseung Kwan O - Lam Tin Tunnel - Design and Construction Graphical Presentation of 24-hour TSP Monitoring Results	Scale	N.T.S	Project No.	MA16034	
	Date	Jun-21	Appendix	F	

24-hr TSP Concentration Levels



Monitoring at Lam Tin side was suspended during 9th Dec 2020 - 23rd Dec 2020 due to COVID-19 outbreak

Agreement No. CE/59/2015 (EP) Environmental Team for Tseung Kwan O - Lam Tin Tunnel - Design and Construction	Scale	Project	
	Date	Appendix	
Graphical Presentation of 24-hour TSP Monitoring Results	N.T.S	No. MA16034	F