

Appendix G - Noise Monitoring Results

(0700-1900 hrs on Normal Weekdays)

| Location CM1 - Nga Lai House, Yau Lai Estate Phase 1, Yau Tong | | | | | | | |
|--|-------|---------|-----------------------|-----------------|-----------------|-----------------|--------------------------|
| Date | Time | Weather | Unit: dB (A) (30-min) | | | | |
| | | | Measured Noise Level | | | Baseline Level | Construction Noise Level |
| | | | L _{eq} | L ₁₀ | L ₉₀ | L _{eq} | L _{eq} |
| 05-May-21 | 18:15 | Fine | 64.7 | 66.1 | 63.2 | 65.5 | 65 Measured ≤ Baseline |
| 11-May-21 | 9:45 | Sunny | 72.8 | 74.5 | 70.1 | 65.5 | 72 |
| 17-May-21 | 9:45 | Sunny | 72.9 | 75.3 | 69.6 | 65.5 | 72 |
| 26-May-21 | 16:45 | Sunny | 71.1 | 74.3 | 58.2 | 65.5 | 70 |

| Location CM2 - Bik Lai House, Yau Lai Estate Phase 1, Yau Tong | | | | | | | |
|--|-------|---------|-----------------------|-----------------|-----------------|-----------------|--------------------------|
| Date | Time | Weather | Unit: dB (A) (30-min) | | | | |
| | | | Measured Noise Level | | | Baseline Level | Construction Noise Level |
| | | | L _{eq} | L ₁₀ | L ₉₀ | L _{eq} | L _{eq} |
| 05-May-21 | 18:00 | Fine | 66.9 | 68.3 | 65.3 | 63.6 | 64 |
| 11-May-21 | 9:00 | Fine | 72.2 | 74.8 | 69.5 | 63.6 | 72 |
| 17-May-21 | 9:00 | Sunny | 73.1 | 75.4 | 69.9 | 63.6 | 73 |
| 26-May-21 | 16:00 | Sunny | 70.2 | 73.4 | 68.1 | 63.6 | 69 |

| Location CM3 - Block S, Yau Lai Estate Phase 5, Yau Tong | | | | | | | |
|--|-------|---------|-----------------------|-----------------|-----------------|-----------------|--------------------------|
| Date | Time | Weather | Unit: dB (A) (30-min) | | | | |
| | | | Measured Noise Level | | | Baseline Level | Construction Noise Level |
| | | | L _{eq} | L ₁₀ | L ₉₀ | L _{eq} | L _{eq} |
| 05-May-21 | 18:30 | Fine | 65.4 | 66.7 | 63.7 | 65.6 | 65 Measured ≤ Baseline |
| 11-May-21 | 10:30 | Sunny | 73.7 | 75.6 | 71.4 | 65.6 | 73 |
| 17-May-21 | 10:30 | Sunny | 73.3 | 75.7 | 70.1 | 65.6 | 72 |
| 26-May-21 | 17:30 | Sunny | 70.2 | 73.4 | 67.3 | 65.6 | 68 |

| Location CM4 - Tin Hau Temple, Cha Kwo Ling | | | | | | | |
|---|-------|---------|-----------------------|-----------------|-----------------|-----------------|--------------------------|
| Date | Time | Weather | Unit: dB (A) (30-min) | | | | |
| | | | Measured Noise Level | | | Baseline Level | Construction Noise Level |
| | | | L _{eq} | L ₁₀ | L ₉₀ | L _{eq} | L _{eq} |
| 05-May-21 | 13:15 | Sunny | 60.9 | 63.5 | 55.0 | 62.0 | 61 Measured ≤ Baseline |
| 11-May-21 | 13:00 | Sunny | 65.7 | 66.9 | 62.7 | 62.0 | 63 |
| 17-May-21 | 14:00 | Sunny | 60.7 | 63.2 | 58.0 | 62.0 | 61 Measured ≤ Baseline |
| 26-May-21 | 9:00 | Sunny | 67.2 | 69.8 | 64.3 | 62.0 | 66 |

| Location CM5 - CCC Kei Faat Primary School, Yau Tong | | | | | | | |
|--|-------|---------|-----------------------|-----------------|-----------------|-----------------|--------------------------|
| Date | Time | Weather | Unit: dB (A) (30-min) | | | | |
| | | | Measured Noise Level | | | Baseline Level | Construction Noise Level |
| | | | L _{eq} | L ₁₀ | L ₉₀ | L _{eq} | L _{eq} |
| 05-May-21 | 17:00 | Fine | 66.1 | 67.7 | 59.8 | 68.2 | 66 Measured ≤ Baseline |
| 11-May-21 | 11:30 | Sunny | 64.3 | 67.2 | 61.7 | 68.2 | 64 Measured ≤ Baseline |
| 17-May-21 | 11:30 | Sunny | 62.0 | 64.3 | 60.7 | 68.2 | 62 Measured ≤ Baseline |
| 26-May-21 | 14:00 | Sunny | 61.8 | 64.7 | 58.7 | 68.2 | 62 Measured ≤ Baseline |

Appendix G - Noise Monitoring Results

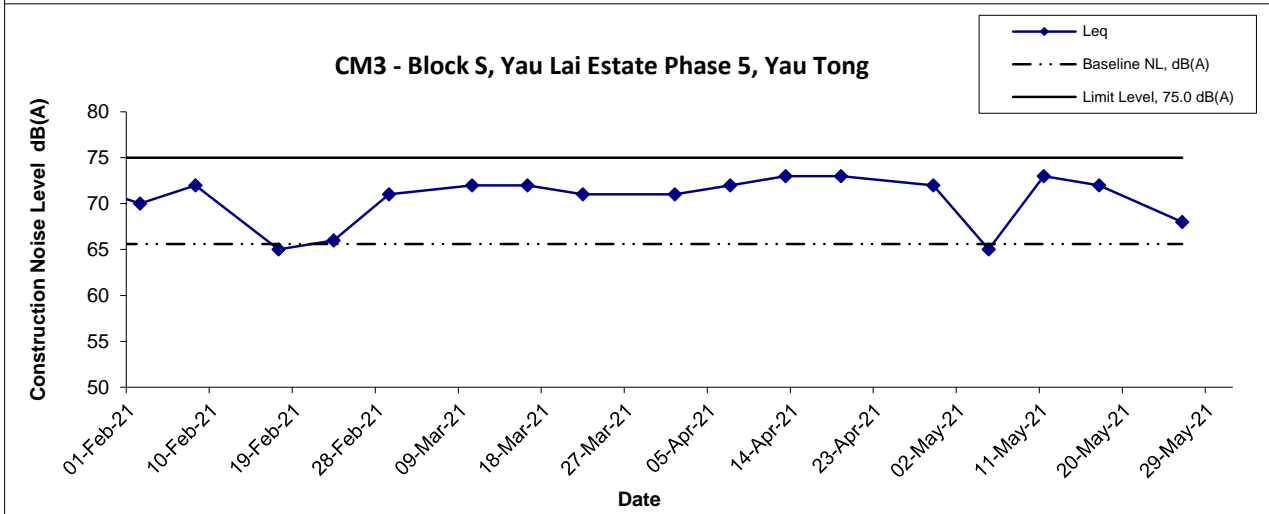
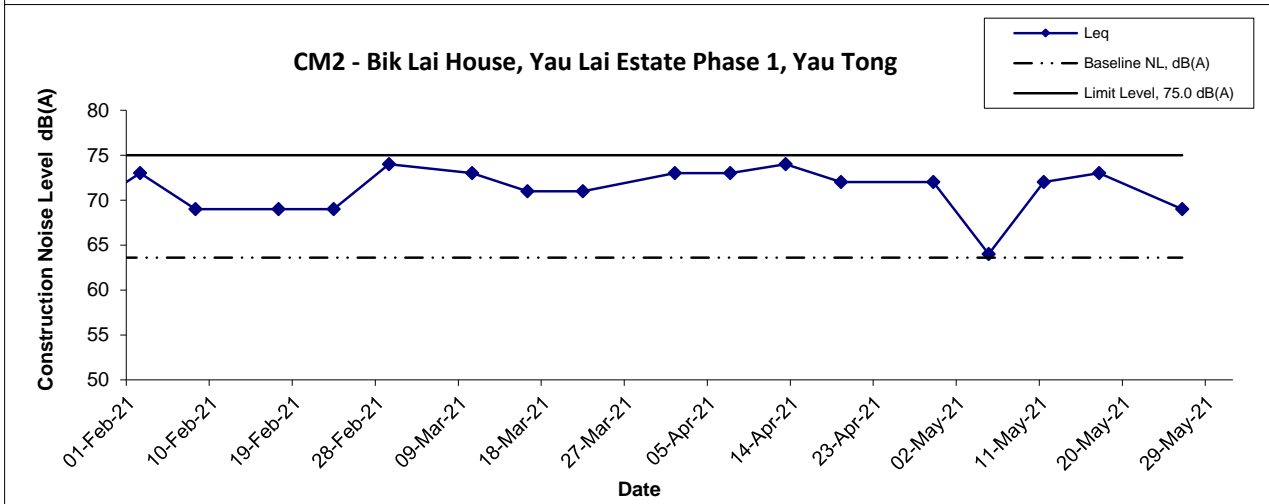
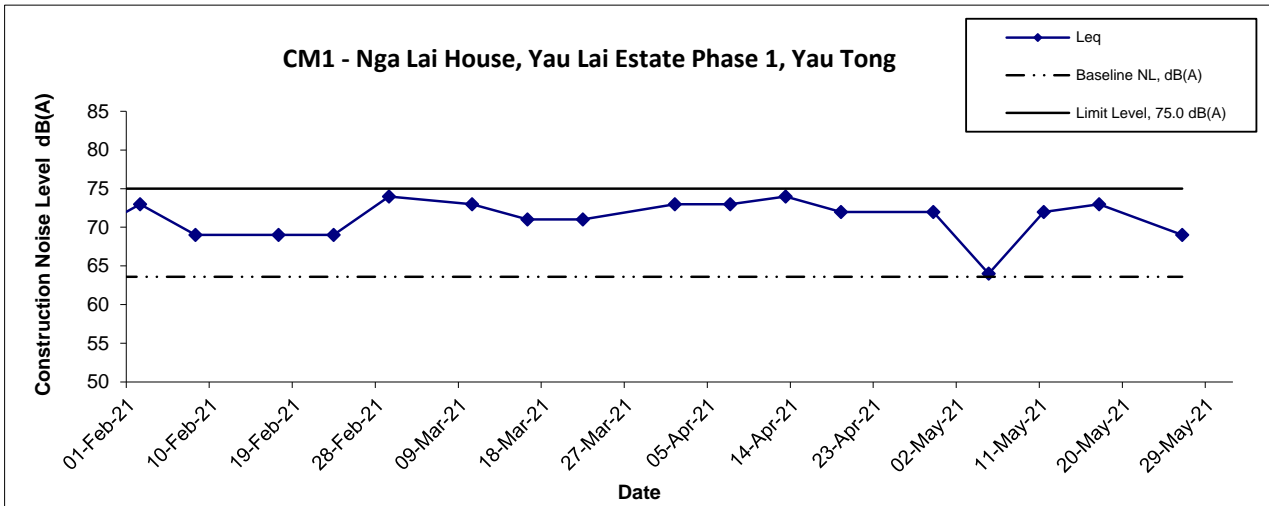
(0700-1900 hrs on Normal Weekdays)

| Location CM6(A) - Site Boundary of Contract No. NE/2015/02 near Tower 1, Ocean Shores | | | | | | | |
|---|-------|---------|-----------------------|-----------------|-----------------|-----------------|--------------------------|
| Date | Time | Weather | Unit: dB (A) (30-min) | | | | |
| | | | Measured Noise Level | | | Baseline Level | Construction Noise Level |
| | | | L _{eq} | L ₁₀ | L ₉₀ | L _{eq} | L _{eq} |
| 05-May-21 | 16:25 | Sunny | 63.5 | 65.4 | 57.6 | 61.9 | 58 |
| 11-May-21 | 14:20 | Sunny | 63.4 | 65.7 | 60.1 | 61.9 | 58 |
| 17-May-21 | 16:00 | Sunny | 63.6 | 64.9 | 59.9 | 61.9 | 59 |
| 26-May-21 | 16:45 | Sunny | 63.3 | 64.6 | 57.5 | 61.9 | 58 |

| Location CM7(A) - Site Boundary of Contract No. NE/2015/02 near Tower 7, Ocean Shores | | | | | | | |
|---|-------|---------|-----------------------|-----------------|-----------------|-----------------|--------------------------|
| Date | Time | Weather | Unit: dB (A) (30-min) | | | | |
| | | | Measured Noise Level | | | Baseline Level | Construction Noise Level |
| | | | L _{eq} | L ₁₀ | L ₉₀ | L _{eq} | L _{eq} |
| 05-May-21 | 15:45 | Sunny | 60.4 | 62.2 | 56.3 | 58.3 | 56 |
| 11-May-21 | 13:50 | Sunny | 66.2 | 67.8 | 60.9 | 58.3 | 65 |
| 17-May-21 | 15:20 | Sunny | 60.9 | 62.3 | 57.3 | 58.3 | 57 |
| 26-May-21 | 16:00 | Sunny | 60.5 | 62.4 | 55.6 | 58.3 | 56 |

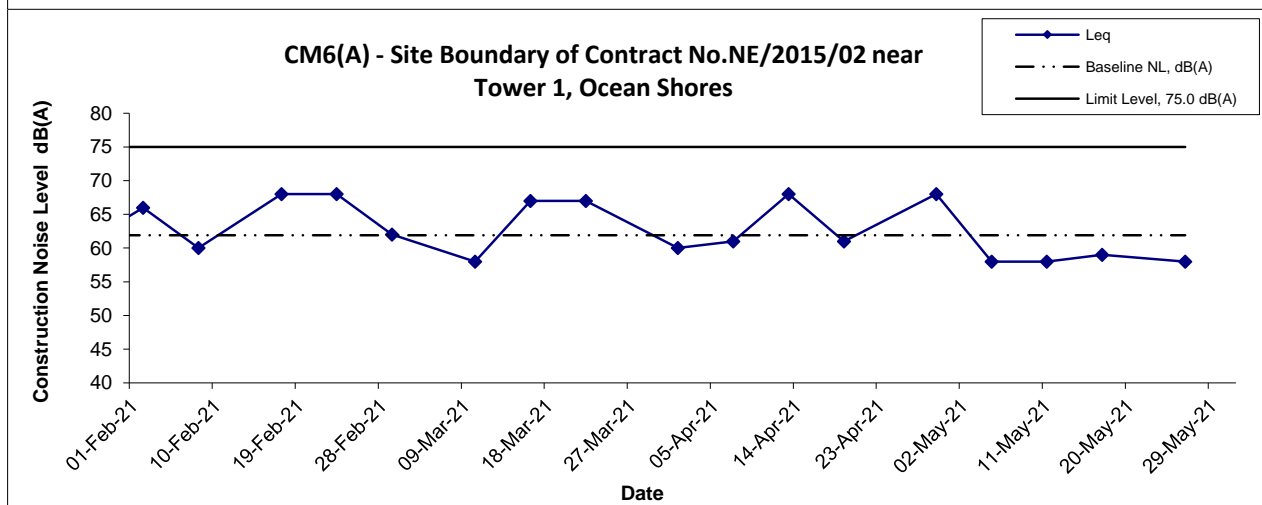
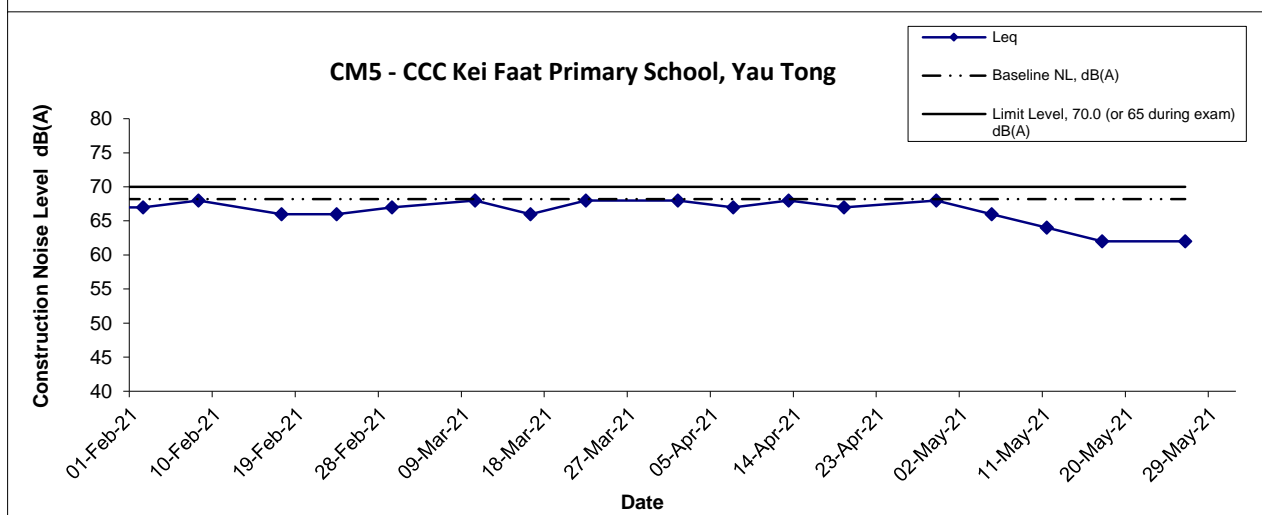
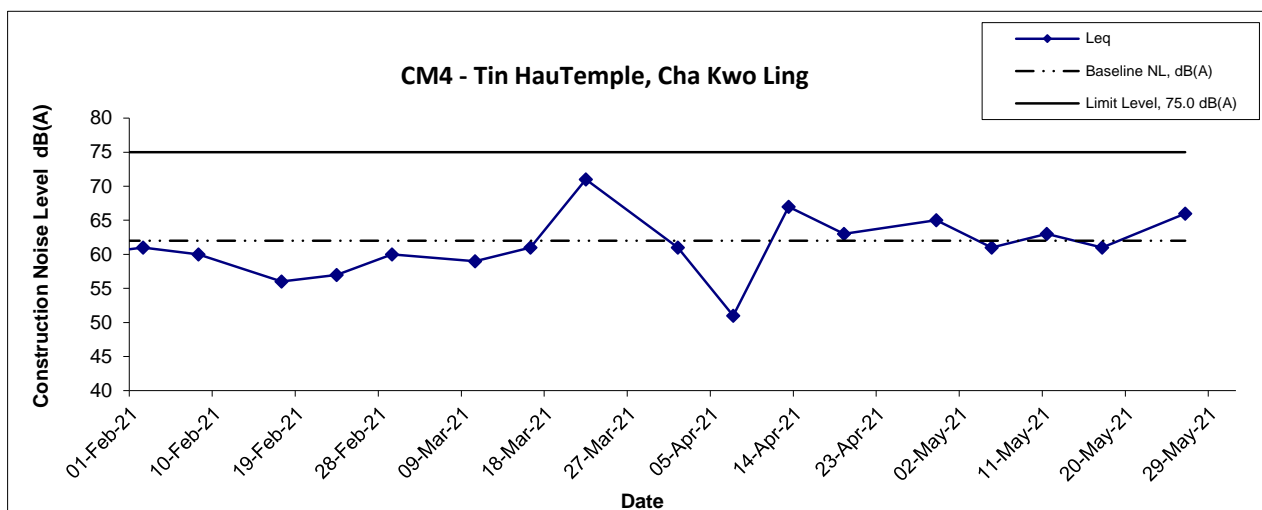
| Location CM8(A) - Park Central, L1/F Open Space Area | | | | | | | |
|--|-------|---------|-----------------------|-----------------|-----------------|-----------------|--------------------------|
| Date | Time | Weather | Unit: dB (A) (30-min) | | | | |
| | | | Measured Noise Level | | | Baseline Level | Construction Noise Level |
| | | | L _{eq} | L ₁₀ | L ₉₀ | L _{eq} | L _{eq} |
| 05-May-21 | 14:05 | Sunny | 61.5 | 63.0 | 57.7 | 69.1 | 62 Measured ≤ Baseline |
| 11-May-21 | 13:00 | Sunny | 62.7 | 65.2 | 58.7 | 69.1 | 63 Measured ≤ Baseline |
| 17-May-21 | 13:45 | Sunny | 62.0 | 63.3 | 59.4 | 69.1 | 62 Measured ≤ Baseline |
| 26-May-21 | 14:45 | Sunny | 62.2 | 64.7 | 58.9 | 69.1 | 62 Measured ≤ Baseline |

Noise Levels



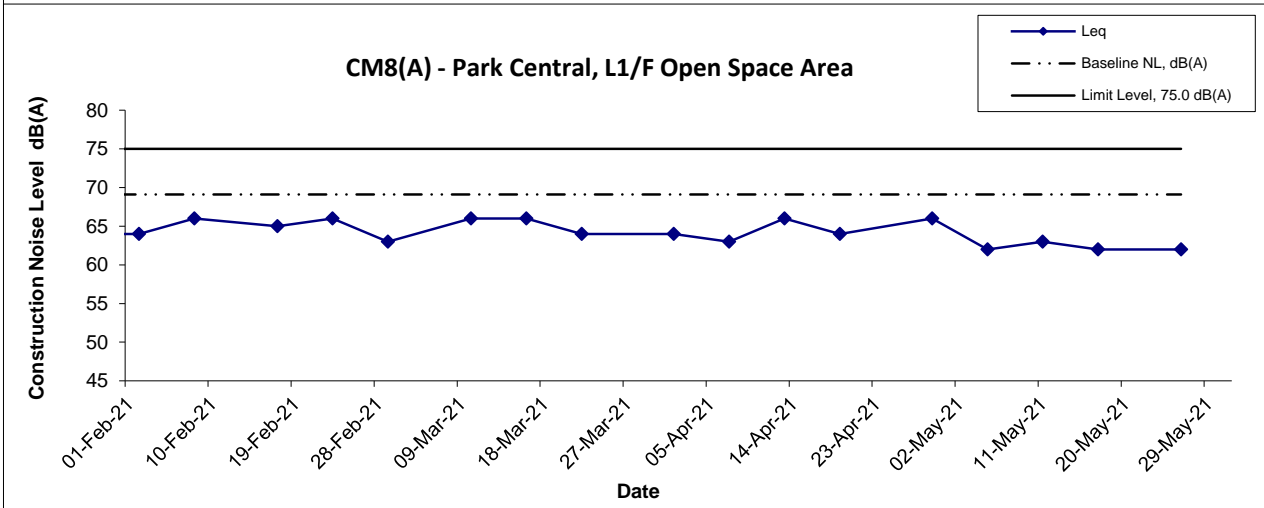
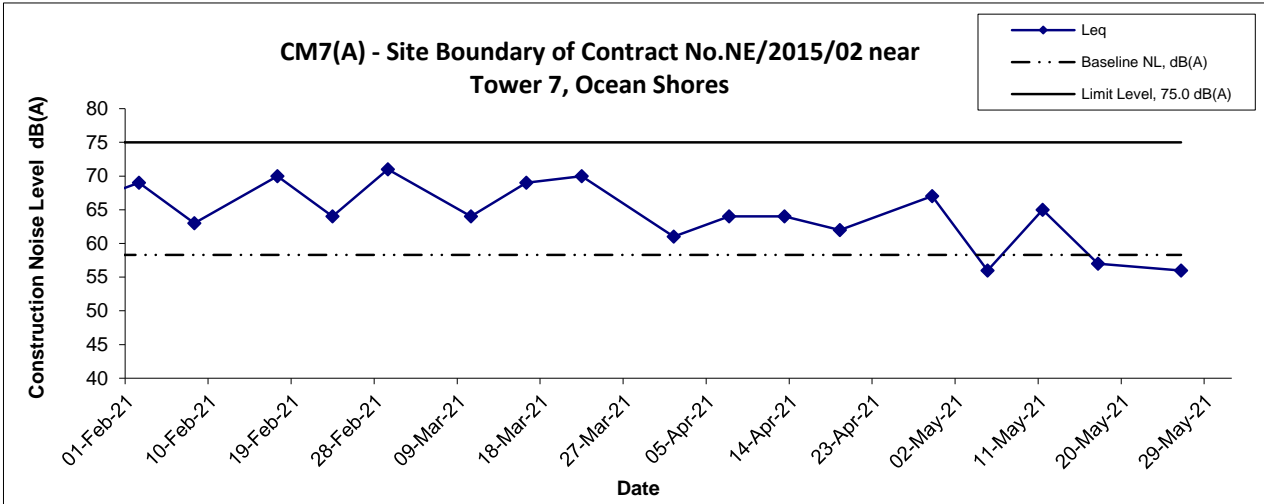
| | | | |
|--|----------------|------------------------|----------|
| Title Agreement No. CE/59/2015 (EP) Environmental Team for Tseung Kwan O - Lam Tin Tunnel - Design and Construction Graphical Presentation of Construction Noise Monitoring Results | Scale N.T.S | Project No. MA16034 | CINOTECH |
| | Date May 21 | Appendix G | |
| | | | |

Noise Levels



| | | | |
|--|--------|-------------|----------|
| Title Agreement No. CE/59/2015 (EP) Environmental Team for Tseung Kwan O - Lam Tin Tunnel - Design and Construction Graphical Presentation of Construction Noise Monitoring Results | Scale | Project | CINOTECH |
| | N.T.S | No. MA16034 | |
| | Date | Appendix | |
| | May 21 | G | |

Noise Levels



| | | | |
|--|--------|-------------|----------|
| Title Agreement No. CE/59/2015 (EP) Environmental Team for Tseung Kwan O - Lam Tin Tunnel - Design and Construction Graphical Presentation of Construction Noise Monitoring Results | Scale | Project | CINOTECH |
| | Date | Appendix | |
| | N.T.S | No. MA16034 | |
| | May 21 | G | |

Appendix G - Noise Monitoring Results

(Restricted Hours - 19:00 to 23:00 on all other days & 07:00 to 23:00 holidays)

| Location CM1 - Nga Lai House, Yau Lai Estate Phase 1, Yau Tong | | | | | | | | | | | | |
|--|-------|---------|-----------------|-----------------|-----------------|-----------------|-------------------------|------------------------|--------------------------|------------------------|------|------------------------|
| Date | Time | Weather | dB (A) (5-min) | | | | Average L _{eq} | Baseline Level | Construction Noise Level | | | |
| | | | L _{eq} | L ₁₀ | L ₉₀ | L _{eq} | | L _{eq} | | | | |
| 7-May-21 | 22:00 | Fine | 62.1 | 64.3 | 60.0 | 62.3 | 64.4 | 62 Measured ≤ Baseline | | | | |
| | 22:05 | | 62.4 | 64.7 | 60.5 | | | | | | | |
| | 22:10 | | 62.3 | 64.6 | 60.7 | | | | | | | |
| 14-May-21 | 22:15 | Fine | 61.9 | 63.8 | 59.3 | 61.7 | | | 64.4 | 62 Measured ≤ Baseline | | |
| | 22:20 | | 61.6 | 63.4 | 59.3 | | | | | | | |
| | 22:25 | | 61.6 | 63.2 | 59.6 | | | | | | | |
| 21-May-21 | 21:30 | Fine | 61.9 | 63.6 | 59.7 | 61.9 | | | | | 64.4 | 62 Measured ≤ Baseline |
| | 21:35 | | 61.8 | 63.5 | 59.7 | | | | | | | |
| | 21:40 | | 62.0 | 63.7 | 59.8 | | | | | | | |
| 28-May-21 | 22:00 | Fine | 61.8 | 63.4 | 59.5 | 61.6 | 64.4 | 62 Measured ≤ Baseline | | | | |
| | 22:05 | | 61.6 | 63.5 | 59.5 | | | | | | | |
| | 22:10 | | 61.5 | 63.4 | 59.4 | | | | | | | |

| Location CM2 - Bik Lai House, Yau Lai Estate Phase 1, Yau Tong | | | | | | | | | | | |
|--|-------|---------|-----------------|-----------------|-----------------|-----------------|-------------------------|------------------------|--------------------------|------|------------------------|
| Date | Time | Weather | dB (A) (5-min) | | | | Average L _{eq} | Baseline Level | Construction Noise Level | | |
| | | | L _{eq} | L ₁₀ | L ₉₀ | L _{eq} | | L _{eq} | | | |
| 7-May-21 | 22:15 | Fine | 61.8 | 63.8 | 58.4 | 62.0 | 62.2 | 62 Measured ≤ Baseline | | | |
| | 22:20 | | 62.0 | 63.6 | 59.6 | | | | | | |
| | 22:25 | | 62.2 | 64.1 | 60.2 | | | | | | |
| 14-May-21 | 22:00 | Fine | 64.6 | 66.1 | 63.0 | 64.4 | | | 62.2 | 60 | |
| | 22:05 | | 64.3 | 65.5 | 62.9 | | | | | | |
| | 22:10 | | 64.3 | 65.5 | 63.0 | | | | | | |
| 21-May-21 | 22:00 | Fine | 62.1 | 64.1 | 60.3 | 62.0 | | | | 62.2 | 62 Measured ≤ Baseline |
| | 22:05 | | 62.0 | 64.0 | 60.2 | | | | | | |
| | 22:10 | | 61.9 | 64.0 | 60.1 | | | | | | |
| 28-May-21 | 22:20 | Fine | 62.0 | 63.9 | 60.2 | 62.0 | 62.2 | 62 Measured ≤ Baseline | | | |
| | 22:25 | | 62.1 | 63.8 | 60.3 | | | | | | |
| | 22:30 | | 62.0 | 64.0 | 60.1 | | | | | | |

| Location CM3 - Block S, Yau Lai Estate Phase 5, Yau Tong | | | | | | | | | | | | |
|--|-------|---------|-----------------|-----------------|-----------------|-----------------|-------------------------|------------------------|--------------------------|------------------------|------|------------------------|
| Date | Time | Weather | dB (A) (5-min) | | | | Average L _{eq} | Baseline Level | Construction Noise Level | | | |
| | | | L _{eq} | L ₁₀ | L ₉₀ | L _{eq} | | L _{eq} | | | | |
| 7-May-21 | 22:30 | Fine | 61.4 | 63.2 | 57.6 | 61.3 | 64.7 | 61 Measured ≤ Baseline | | | | |
| | 22:35 | | 61.1 | 63.0 | 56.8 | | | | | | | |
| | 22:40 | | 61.5 | 63.7 | 58.2 | | | | | | | |
| 14-May-21 | 22:45 | Fine | 60.2 | 61.5 | 58.6 | 60.0 | | | 64.7 | 60 Measured ≤ Baseline | | |
| | 22:50 | | 59.6 | 61.0 | 58.1 | | | | | | | |
| | 22:55 | | 60.3 | 61.9 | 58.0 | | | | | | | |
| 21-May-21 | 22:30 | Fine | 61.6 | 63.8 | 59.2 | 61.7 | | | | | 64.7 | 62 Measured ≤ Baseline |
| | 22:35 | | 61.8 | 63.9 | 59.4 | | | | | | | |
| | 22:40 | | 61.7 | 63.8 | 59.5 | | | | | | | |
| 28-May-21 | 22:40 | Fine | 61.7 | 63.9 | 59.1 | 61.5 | 64.7 | 62 Measured ≤ Baseline | | | | |
| | 22:45 | | 61.5 | 63.8 | 59.0 | | | | | | | |
| | 22:50 | | 61.4 | 63.8 | 59.1 | | | | | | | |

| Location CM6(A) - Site Boundary of Contract No. NE/2015/02 near Tower 1, Ocean Shores | | | | | | | | | | | | |
|---|-------|---------|-----------------|-----------------|-----------------|-----------------|-------------------------|------------------------|--------------------------|------------------------|------|------------------------|
| Date | Time | Weather | dB (A) (5-min) | | | | Average L _{eq} | Baseline Level | Construction Noise Level | | | |
| | | | L _{eq} | L ₁₀ | L ₉₀ | L _{eq} | | L _{eq} | | | | |
| 5-May-21 | 19:00 | Sunny | 58.6 | 60.2 | 55.0 | 58.3 | 60.2 | 58 Measured ≤ Baseline | | | | |
| | 19:05 | | 57.8 | 59.4 | 54.8 | | | | | | | |
| | 19:10 | | 58.4 | 60.7 | 55.1 | | | | | | | |
| 11-May-21 | 22:15 | Fine | 49.8 | 51.0 | 48.4 | 50.7 | | | 60.2 | 51 Measured ≤ Baseline | | |
| | 22:20 | | 50.3 | 51.6 | 48.4 | | | | | | | |
| | 22:25 | | 51.8 | 52.5 | 48.4 | | | | | | | |
| 17-May-21 | 19:00 | Sunny | 59.3 | 60.4 | 56.3 | 59.2 | | | | | 60.2 | 59 Measured ≤ Baseline |
| | 19:05 | | 59.6 | 61.3 | 57.4 | | | | | | | |
| | 19:10 | | 58.6 | 60.9 | 56.2 | | | | | | | |
| 26-May-21 | 19:00 | Sunny | 58.8 | 60.3 | 55.1 | 58.9 | 60.2 | 59 Measured ≤ Baseline | | | | |
| | 19:05 | | 59.4 | 61.7 | 55.0 | | | | | | | |
| | 19:10 | | 58.5 | 60.8 | 54.3 | | | | | | | |

Appendix G - Noise Monitoring Results

(Restricted Hours - 2300-0700 on all days)

| Location CM1 - Nga Lai House, Yau Lai Estate Phase 1, Yau Tong | | | | | | | | |
|--|-------|---------|-----------------|-----------------|-----------------|-------------------------|-----------------|--------------------------|
| Date | Time | Weather | dB (A) (5-min) | | | | Baseline Level | Construction Noise Level |
| | | | L _{eq} | L ₁₀ | L ₉₀ | Average L _{eq} | L _{eq} | L _{eq} |
| 7-May-21 | 23:15 | Fine | 62.4 | 65.2 | 59.7 | 62.0 | 63.7 | 62 Measured ≤ Baseline |
| | 23:20 | | 62.1 | 65.1 | 59.6 | | | |
| | 23:25 | | 61.6 | 64.5 | 59.2 | | | |
| 14-May-21 | 12:18 | Fine | 61.8 | 60.2 | 63.4 | 61.8 | 61.9 | 62 Measured ≤ Baseline |
| | 12:23 | | 61.8 | 60.4 | 63.2 | | | |
| | 12:28 | | 61.8 | 63.5 | 59.6 | | | |
| 21-May-21 | 23:38 | Fine | 58.6 | 63.4 | 56.1 | 60.6 | 62.8 | 61 Measured ≤ Baseline |
| | 23:43 | | 61.2 | 63.1 | 59.4 | | | |
| | 23:48 | | 61.5 | 63.8 | 59.0 | | | |
| 28-May-21 | 23:00 | Fine | 59.8 | 62.3 | 56.7 | 59.8 | 62.8 | 60 Measured ≤ Baseline |
| | 23:05 | | 59.9 | 62.3 | 56.7 | | | |
| | 23:10 | | 59.7 | 62.4 | 56.6 | | | |

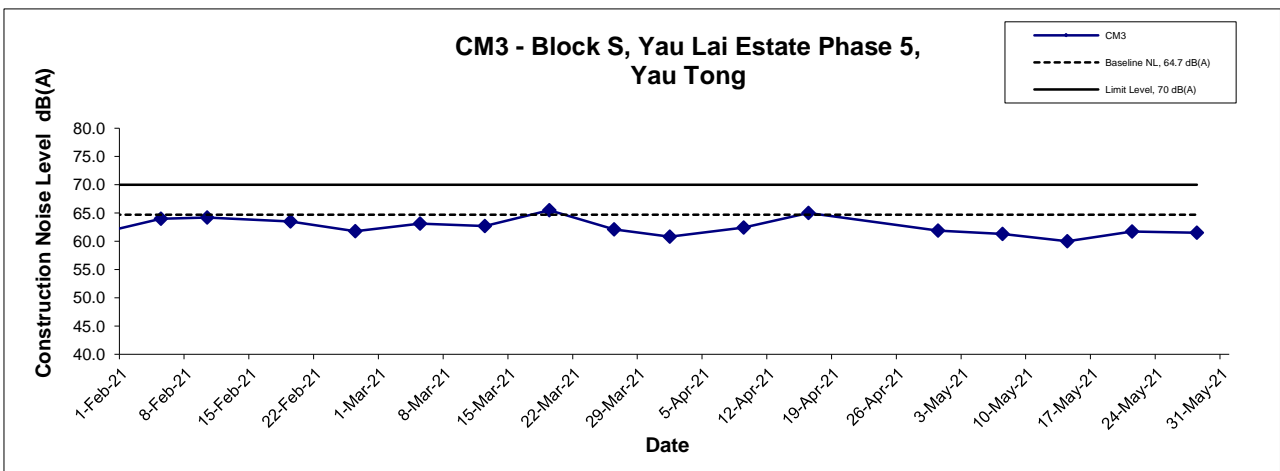
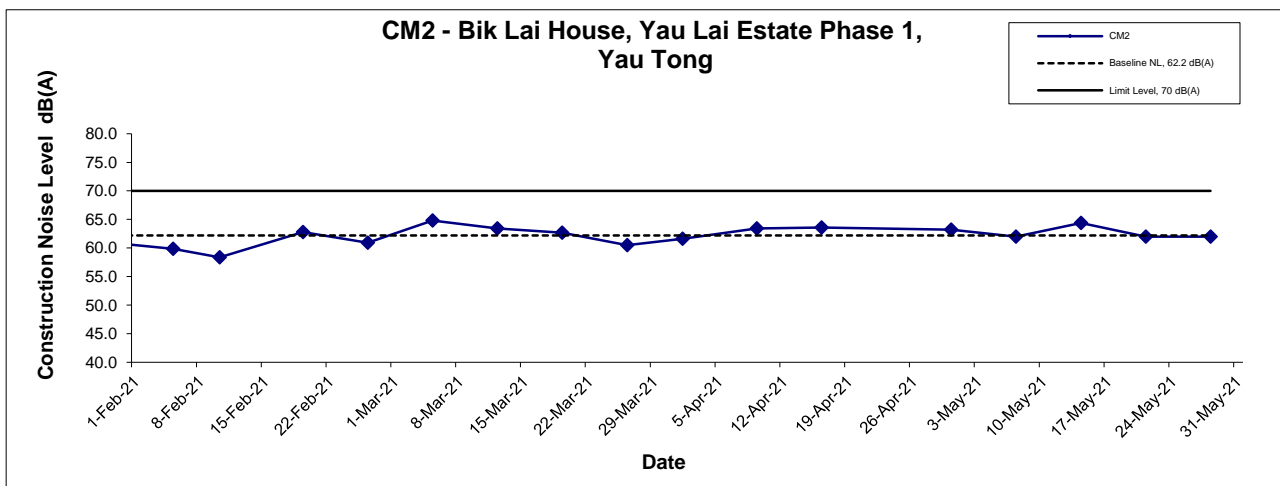
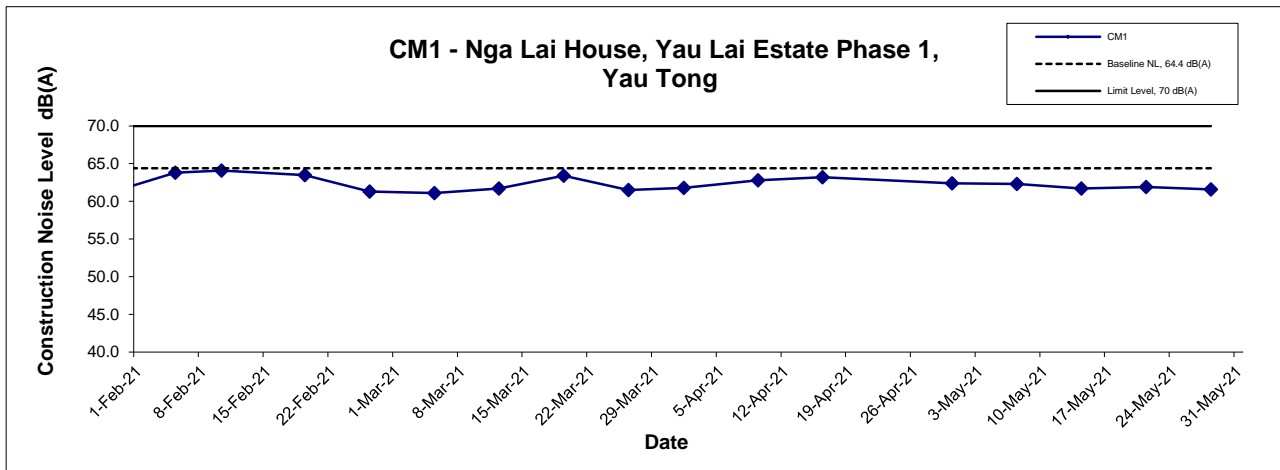
| Location CM2 - Bik Lai House, Yau Lai Estate Phase 1, Yau Tong | | | | | | | | |
|--|-------|---------|-----------------|-----------------|-----------------|-------------------------|-----------------|--------------------------|
| Date | Time | Weather | dB (A) (5-min) | | | | Baseline Level | Construction Noise Level |
| | | | L _{eq} | L ₁₀ | L ₉₀ | Average L _{eq} | L _{eq} | L _{eq} |
| 7-May-21 | 0:00 | Fine | 59.7 | 61.2 | 57.0 | 59.6 | 59.7 | 60 Measured ≤ Baseline |
| | 0:05 | | 59.6 | 61.5 | 57.2 | | | |
| | 0:10 | | 59.5 | 61.1 | 56.8 | | | |
| 14-May-21 | 23:25 | Fine | 64.2 | 65.4 | 62.8 | 64.2 | 61.6 | 61 |
| | 23:30 | | 64.2 | 65.4 | 62.7 | | | |
| | 23:35 | | 64.1 | 65.4 | 62.7 | | | |
| 21-May-21 | 0:16 | Fine | 59.4 | 62.5 | 56.8 | 59.4 | 61.6 | 59 Measured ≤ Baseline |
| | 0:21 | | 59.3 | 62.4 | 56.7 | | | |
| | 0:26 | | 59.4 | 62.6 | 56.8 | | | |
| 28-May-21 | 23:20 | Fine | 59.6 | 61.6 | 57.3 | 59.6 | 61.6 | 60 Measured ≤ Baseline |
| | 23:25 | | 59.5 | 61.7 | 57.3 | | | |
| | 23:30 | | 59.7 | 62.0 | 57.0 | | | |

| Location CM3 - Block S, Yau Lai Estate Phase 5, Yau Tong | | | | | | | | |
|--|-------|---------|-----------------|-----------------|-----------------|-------------------------|-----------------|--------------------------|
| Date | Time | Weather | dB (A) (5-min) | | | | Baseline Level | Construction Noise Level |
| | | | L _{eq} | L ₁₀ | L ₉₀ | Average L _{eq} | L _{eq} | L _{eq} |
| 7-May-21 | 1:00 | Fine | 59.1 | 61.7 | 55.3 | 58.9 | 57.9 | 52 |
| | 1:05 | | 58.8 | 61.5 | 56.6 | | | |
| | 1:10 | | 58.9 | 61.6 | 57.8 | | | |
| 14-May-21 | 1:12 | Fine | 60.1 | 61.8 | 57.7 | 60.3 | 59.8 | 51 |
| | 1:17 | | 60.4 | 62.0 | 57.8 | | | |
| | 1:22 | | 60.3 | 61.8 | 57.8 | | | |
| 21-May-21 | 1:04 | Fine | 58.7 | 61.9 | 57.2 | 58.7 | 64.0 | 59 Measured ≤ Baseline |
| | 1:09 | | 58.6 | 61.7 | 57.0 | | | |
| | 1:14 | | 58.7 | 61.8 | 57.1 | | | |
| 28-May-21 | 23:40 | Fine | 60.0 | 62.8 | 57.3 | 59.9 | 64.0 | 60 Measured ≤ Baseline |
| | 23:45 | | 59.9 | 62.7 | 57.2 | | | |
| | 23:50 | | 59.9 | 62.8 | 57.3 | | | |

Remark:

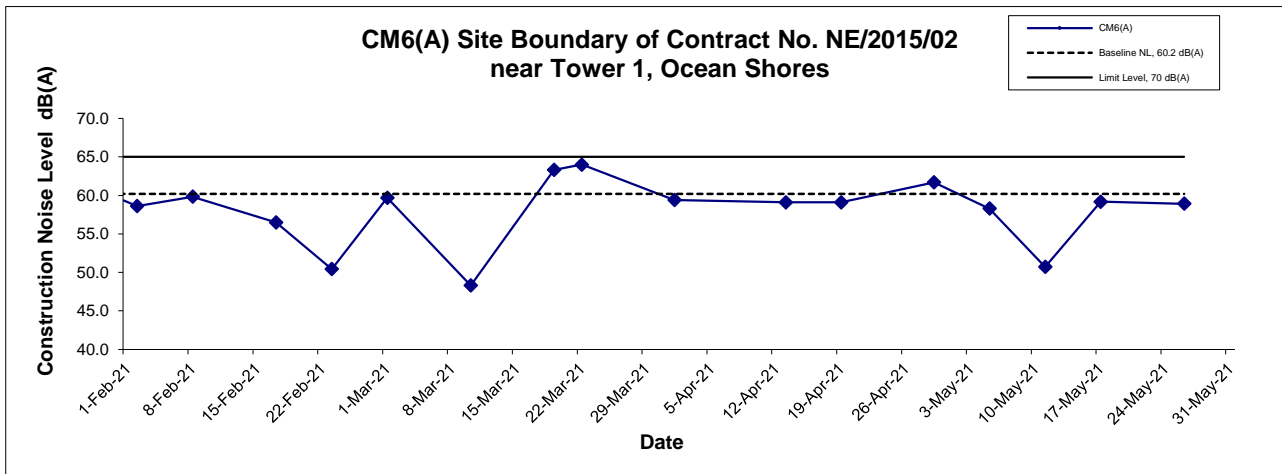
"Measured ≤ Baseline" means that the averaged measured Leq is smaller than the baseline Leq, and therefore the measured levels are not valid exceedances.

Noise Levels (Restricted Hours - 19:00 - 23:00 on normal weekdays)



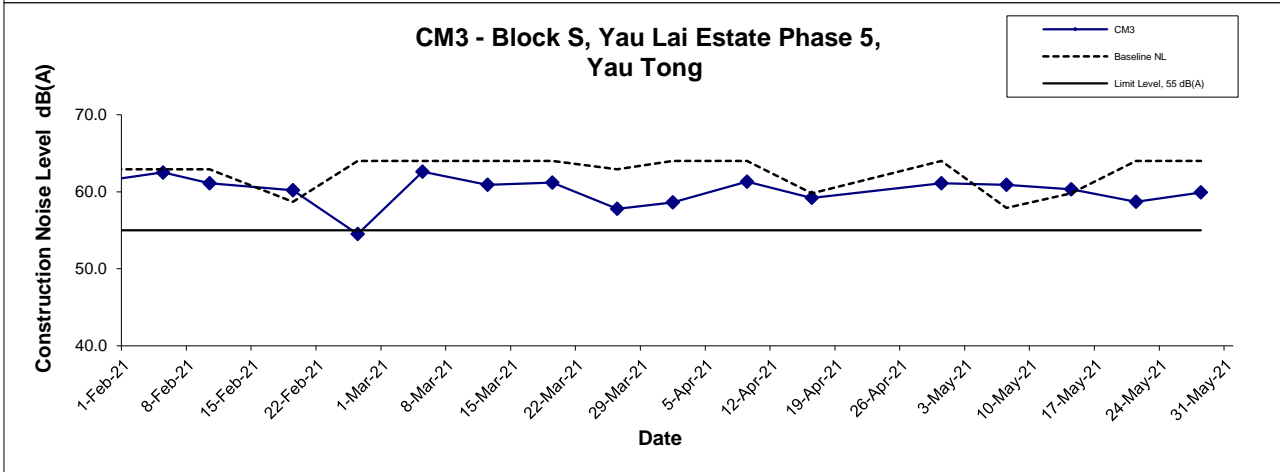
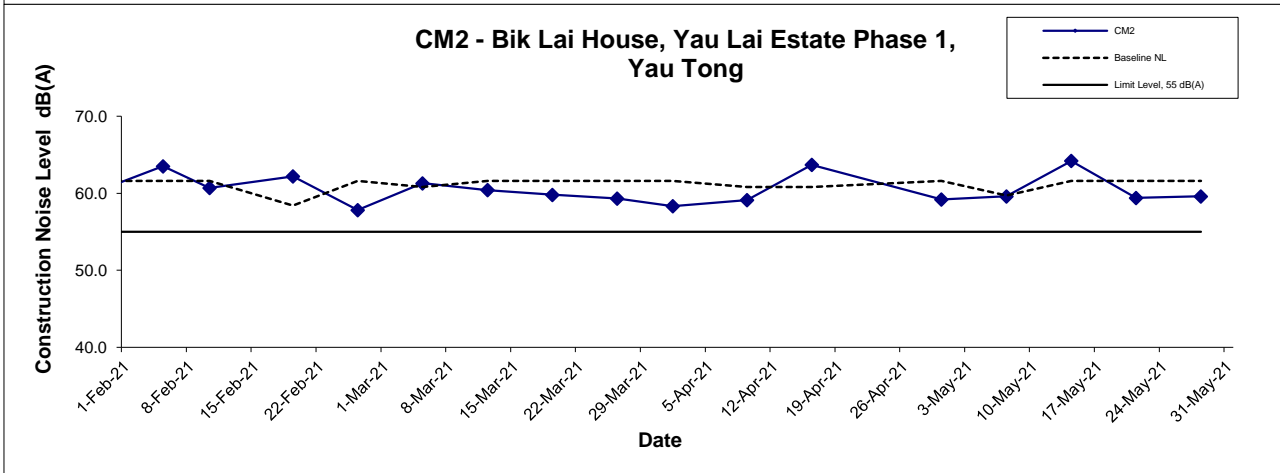
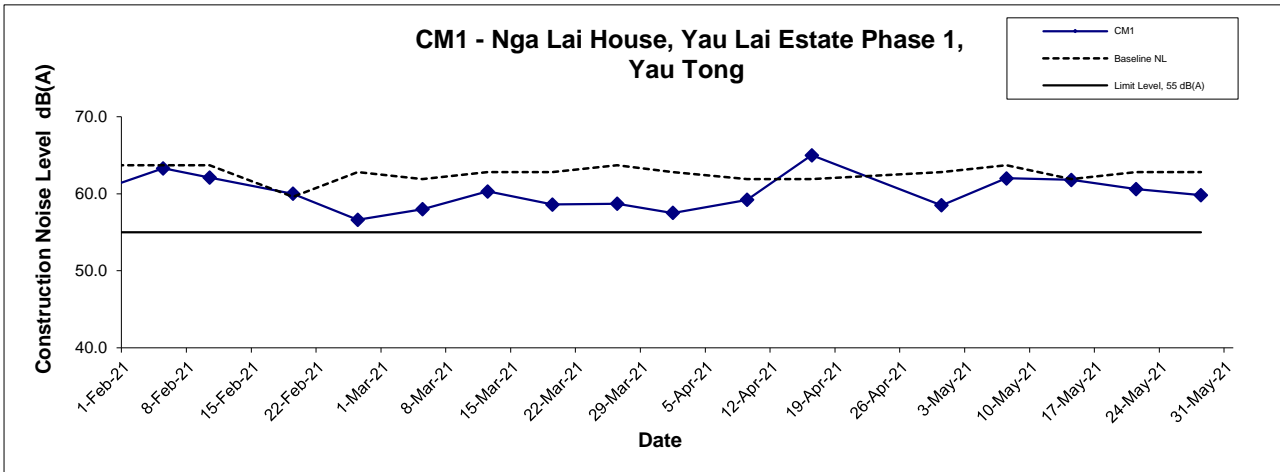
| | | | |
|---|------------------|------------------------|--|
| Title Agreement No. CE/59/2015 (EP) Environmental Team for Tseung Kwan O - Lam Tin Tunnel - Design and Construction Graphical Presentation of Restricted Noise Monitoring Results | Scale N.T.S | Project No. MA16034 | |
| | Date Jun-2021 | Appendix G | |

Noise Levels
(Restricted Hours - 19:00 - 23:00 on normal weekdays)



| | | | |
|---|------------------|------------------------|--|
| Title Agreement No. CE/59/2015 (EP) Environmental Team for Tseung Kwan O - Lam Tin Tunnel - Design and Construction Graphical Presentation of Restricted Noise Monitoring Results | Scale N.T.S | Project No. MA16034 | |
| | Date Jun-2021 | Appendix G | |

Noise Levels (Restricted Hours - 2300-0700 on normal weekdays)



| | | | | | |
|---|-------|----------|-------------|---------|----------|
| Title Agreement No. CE/59/2015 (EP) Environmental Team for Tseung Kwan O - Lam Tin Tunnel - Design and Construction Graphical Presentation of Restricted Noise Monitoring Results | Scale | N.T.S | Project No. | MA16034 | CINOTECH |
| | Date | Jun-2021 | Appendix | G | |