

Ocean Park Tai Shue Wan Water World Project

Monthly EM&A Report April 2020

May 2020

Mott MacDonald
3/F International Trade
Tower
348 Kwun Tong Road
Kwun Tong
Kowloon
Hong Kong

T +852 2828 5757
mottmac.hk

Gammon Engineering &
Construction Company
Limited
28/F Devon House, Taikoo
Place 979 King's Road,
Hong Kong

Ocean Park Tai Shue Wan Water World Project

Monthly EM&A Report April 2020

May 2020

This Monthly EM&A Report for April 2020 has been reviewed and certified by the Environmental Team Leader (ETL) and verified by the Independent Environmental Checker (IEC) as having complied with the requirements as set out in the EM&A Manual in accordance with

Condition 3.4 of Environmental Permit No. EP-487/2014/A.

Certified by:



Gary Chow
Environmental Team Leader (ETL)
Mott MacDonald Hong Kong Limited

Date:

12-May 2020

Verified by:



Sam Tsot
Independent Environmental Checker (IEC)
Ove Arup & Partners Hong Kong Limited

Date:

12 May 2020

Information class: Standard

This document is issued for the party which commissioned it and for specific purposes connected with the above-captioned project only. It should not be relied upon by any other party or used for any other purpose.

We accept no responsibility for the consequences of this document being relied upon by any other party, or being used for any other purpose, or containing any error or omission which is due to an error or omission in data supplied to us by other parties.

This document contains confidential information and proprietary intellectual property. It should not be shown to other parties without consent from us and from the party which commissioned it.

Contents

Executive Summary	1
1 Introduction	3
1.1 Introduction	3
2 Project Organization and Construction Progress	4
2.1 Project Organization	4
2.2 Construction Progress	6
2.3 Summary of Environmental Submissions	6
3 Construction Noise Monitoring	9
3.1 Monitoring Requirements, Frequency and Duration	9
3.2 Monitoring Locations	9
3.3 Monitoring Equipment	10
3.4 Monitoring Methodology	10
3.5 Monitoring Schedule	11
3.6 Results of Impact Monitoring	11
4 Ecology Monitoring	13
4.1 General	13
4.2 Monitoring Requirement	13
4.3 Inspection Findings	14
4.4 Conclusion	14
5 Landscape & Visual Monitoring	16
5.1 General	16
5.2 Inspection Findings	16
6 Waste Management	17
6.1 General Waste Management	17
6.2 Records of Waste Quantities	17
7 Site Inspection	18
7.1 Requirements	18
7.2 Findings / Deficiencies During the Reporting Period	18
8 Environmental Complaint, Summons and Prosecution	19
8.1 Environmental Complaint, Summons and Prosecution	19

9	Implementation Status of Mitigation Measures	20
9.1	General Requirements	20
9.2	Tentative Construction Activities in the Coming Month	21
9.3	Key Issues for the Coming Month	21
10	Recommendation	22
A.	Project Location	
B.	Project Organisation	
C.	3-month Look-ahead Program	
D.	Designated Monitoring Locations as Recommended in the Approved EM&A Manual	
E.	Actual Locations of Impact Monitoring	
F.	Calibration Certificates	
G.	Event and Action Plan	
H.	Impact Monitoring Schedule	
I.	Noise Monitoring Data	
J.	Graphical Plots for Noise Monitoring Data	
K.	Meteorological Data	
L.	Ecological Inspection Records	
M.	Waste Flow Table	
N.	Implementation Schedule for Environmental Mitigation Measures	

Executive summary

Mott MacDonald Hong Kong Ltd. (“MMHK”) has been commissioned by the Gammon Engineering & Construction Company Limited, to undertake the Environmental Team (ET) services to carry out environmental monitoring and audit (EM&A) for Ocean Park Tai Shue Wan Development Water World.

This is the 35th monthly EM&A report for the construction phase of Waterpark Main Building Works submitted under Condition 3.4 of the Environmental Permit (No. EP-487/2014/A). This report summarises the findings on EM&A during the period from 1 to 30 April 2020.

Exceedance of Action and Limit Levels

The summary of measured noise level (as L_{eq}) is presented in **Section 3**. No exceedance of Action or Limit Levels for noise levels were recorded in the Reporting Period.

Result of Ecological Monitoring

The plant species of conservation interest – One number of *Platycodon grandifloras* was found in fence up area in the Reporting Period. Group 1 of *Platycodon grandifloras* could not be found within the fenced area due to natural life cycle of this perennial herbaceous species, and new shoots would be expected to emerge from the underground part in the next growing season. No sign of construction activities was noted in the fence up area.

No ardeids were noted within or in the vicinity of the project area during the monitoring period.

Details of the results are presented in **Section 4**.

Result of Landscape and Visual Monitoring

No non-compliance of Landscape and Visual monitoring was recorded in the Reporting Period. Details of the results are presented in **Section 5**.

Record of Complaints

There was no record of complaints received in the Reporting Period.

Record of Notification of Summons and Successful Prosecutions

There were no record of notification of summons and successful prosecution in the Reporting Period.

Reporting Changes

There are no reporting changes.

Site inspection

In the Reporting Period, joint site inspections were undertaken by the PMR, ET and the Contractor on 3, 9, 17, 24 and 29 April 2020. Furthermore, joint site inspection and audit were undertaken by the PMR, ET, the Contractor and IEC on 17 April 2020. During site inspection, non-compliance was not observed by the ET and IEC.

Future Key Issues

- Site formation Drainage Works P1 – P5

- Column construction at P1 - P5
- Backfilling for ride footings at P1 – P5
- Ride installation at P3
- UU and carriageway construction at A2
- Backfilling & planting at South Plant Room
- Site formation for 17th Amendment (P4)
- Ride and conveyor installation at P1 - P5
- Main Building: ABWF in B1, L1 – L3; L2M & L3M E&M works; L2& L3 area Pool B, C, D, F, H tile final finishing and T&C works, Pool R ride installation work, Outdoor Wave Pool A T&C, Roof Landscape works (Green Roof), Lift T&C works & ABWF works, Outdoor and indoor planter soil backfilling and planter works at Pool B, C, D, Spiral Ramp waterproofing works, Pool D deck slab flooring works, Pool C theming works (by other contractor), Level 1, 2, 3 , roof Painting and Ceiling Works
- South Plant Room: E&M
- External Area: Laying of underground utilities, removal of concrete paving, manholes and watermain construction, trench exaction for cables & pipes, backfilling, retaining wall construction

1 Introduction

1.1 Introduction

On 27 August 2014, the Environment Impact Assessment (EIA) Report and Environmental Monitoring and Audit (EM&A) Manual (Register No.: AEIAR-184/2014) for the “Tai Shue Wan Development at Ocean Park” (the Project) was approved and an Environmental Permit (EP) (Permit No.: EP-487/2014) was issued to the Ocean Park Corporation (Project Proponent).

The current valid EP (Permit No.: EP-487/2014/A) was issued on 10 January 2018 based on the Variation of Environmental Permit No. VEP-539/2017 which comprise variation of project boundary, location of sump pit and size of rising main. The Project location is indicated in **Appendix A**.

Mott MacDonald Hong Kong Ltd. (“MMHK”) has been commissioned by Gammon Engineering & Construction Company Limited to undertake the Environmental Team (ET) services to carry out environmental monitoring and audit for the Ocean Park Tai Shue Wan Water World Project.

As part of the EM&A program, baseline monitoring for the required parameters including background noise, landscape & visual baseline review and baseline ardeid inspection were carried out between 24 October 2014 and 10 December 2014 by the environmental consultants of Ocean Park Corporation. Furthermore, the baseline monitoring report which verified by the previous IEC was submitted to EPD and endorsed in December 2014.

The previous contract (Contract No.: TSW-C004) of Site Formation and Foundation Works has been completed since 31 May 2017, the next construction phase (Contract No.: TSW-C006) for the Ocean Park Tai Shue Wan Development was handed over to Gammon Engineering & Construction Company Limited on 31 May 2017. This is 35th monthly EM&A report presenting the monitoring results and inspection findings for the Project during the Reporting Period from 1 to 30 April 2020.

2 Project Organization and Construction Progress

2.1 Project Organization

The project organization is shown in **Appendix B**. The responsibilities of respective parties are:

Ocean Park Corporation

Ocean Park Corporation is the Project Proponent and the Permit Holder of the EP for the development of the Project and will assume overall responsibility for the project. An Independent Environmental Checker (IEC) shall be employed by Ocean Park Corporation to audit the results of the EM&A works carried out by the ET.

Environmental Protection Department (EPD)

EPD is the statutory enforcement body for environmental protection matters in Hong Kong.

Project Management Representative (PMR) of Ocean Park Corporation

The PMR is responsible for overseeing the construction works and for ensuring that the works are undertaken by the Contractor in accordance with the specification and contract requirements. The duties and responsibilities of the ER with respect to EM&A are:

- Monitor the Contractors' compliance with contract specifications, including the implementation and operation of the environmental mitigation measures and their effectiveness
- Monitor Contractors', ET's and IEC's compliance with the requirements in the Environmental Permit (EP) and EM&A Manual
- Facilitate ET's implementation of the EM&A programme
- Participate in joint site inspection by the ET and IEC
- Oversee the implementation of the agreed Event / Action Plan in the event of any exceedance
- Adhere to the procedures for carrying out complaint investigation
- Liaison with the related government departments, ET, IEC, the Contractor and the other Contractors of the Project discussing regarding the cumulative impact issues.

The Contractor

The duties and responsibilities of the Contractor are:

- Comply with the relevant contract conditions and specifications on environmental protection
- Employ an Environmental Team (ET) to undertake monitoring, laboratory analysis and reporting of EM & A Facilitate ET's monitoring and site inspection activities
- Participate in the site inspections by the ET and IEC, and undertake any corrective actions
- Provide information / advice to the ET regarding works programme and activities which may contribute to the generation of adverse environmental impacts
- Submit proposals on mitigation measures in case of exceedances of Action and Limit levels in accordance with the Event / Action Plans

- Implement measures to reduce impact where Action and Limit levels are exceeded
- Adhere to the procedures for carrying out complaint investigation

Environmental Team (ET)

The ET should be employed by the Contractor to conduct the EM&A programme. The ET should be managed by the ET Leader. ET Leader should have relevant professional qualifications in environmental control and possess at least seven years' experience in EM&A. Suitably qualified professional and technical staff should be included in the ET, and resources for the implementation of the EM&A programme should be allocated in the time under the Contract, to enable fulfilment of the Project's EM&A requirements as specified in the EM&A Manual during construction of the Project. The ET shall include qualified botanist/ecologist for the ecological service and a Registered Landscape Architect for review of implementation of landscape and visual mitigation measures. The ET should report to the OPC and the duties should include:

- to monitor and audit various environmental parameters as required in the Approved EM&A Manual;
- to analyse the EM&A data, review the success of EM&A programme and the adequacy of mitigation measures implemented, confirm the validity of the EIA predictions, and identify any adverse environmental impacts arising;
- to monitor compliance with conditions in the EP, environmental protection, pollution prevention and control regulations and contract specifications;
- to audit environmental conditions on site;
- to report on the EM&A results to EPD, the ER, the IEC and Contractor or their delegated representatives;
- to recommend suitable mitigation measures to the Contractor in the case of exceedance of Action and Limit levels in accordance with the Event and Action Plans;
- to liaise with the IEC on all environmental performance matters, and ensure timely submission of all relevant EM&A pro forma for IEC's approval;
- to provide advice to the Contractor on environmental improvement, awareness and enhancement matters, etc. on site;
- to adhere to the procedures for carrying out complaint investigation;
- to prepare reports on the environmental monitoring data and the site environmental conditions;
- to submit the EM&A report to Director of Environmental Protection (DEP) timely;
- to review proposals of mitigation measures from the Contractor in case of exceedance of Action and Limit levels, in accordance with the Event and Action Plan; and
- to carry out site inspection to investigate and audit the Contractor's site practice, equipment and work methodologies with respect to pollution control and mitigation measures.

Independent Environmental Checker (IEC)

- The IEC is empowered to audit the environmental performance of construction, but is independent from the management of construction works. As such, the IEC should not be in any way an associated body of the Contractor or the ET for the Project. The IEC should be employed by OPC prior to the commencement of the construction of the Project. The IEC should be a person who has relevant professional qualifications in environmental control and

at least seven years' experience in EM&A and environmental management. The duties and responsibilities of the IEC are:

- to provide proactive advice to the ER and OPC on EM&A matters related to the project;
- to review and verify the monitoring data and all submissions in connection with the EP and EM&A Manual submitted by the ET;
- to arrange and conduct regular, at least monthly site inspections of the works during the construction phase, and to carry out ad hoc inspections if significant environmental problems are identified;
- to check compliance with the agreed Event and Action Plan in the event of any exceedance;
- to check compliance with the procedures for carrying out complaint investigation;
- to check the effectiveness of corrective measures;
- to feedback audit results to the ET by signing off relevant EM&A pro forma;
- to check that mitigation measures are effectively implemented;
- to report the works conducted, and the findings, recommendations and improvements of the site inspections, after reviewing ET's and Contractor's works, the ER and OPC on a monthly basis;
- to verify the investigation result of the environmental complaint cases and the effectiveness of corrective measures;
- to verify EM&A report that has been certified by the ET leader; and
- to audit EIA recommendations and requirements against the status of implementation of environmental mitigation measures on site.

2.2 Construction Progress

- The construction program is enclosed in **Appendix C**. In the Reporting Period, the major construction activity conducted under the Contract is summarized below:
- Site formation for ride footing & column construction P1 & P5
- Rock breaking and slope stabilization works for Ride
- Excavation for thoroughfare at P1 & P2
- Footing and column construction at P1 - P5
- Backfilling for ride footings at P1 – P5
- Ride installation at P3
- UU and carriageway construction at A2
- Butress Wall at P1
- Backfilling & planting at South Plant Room
- Site formation for 17th Amendment (EVA, P4 & P5)
- Main Building: B1 & L1 drainage work; B1 & L1 on grade slab; L1 primary and secondary structure construction; ABWF in B1, L1 – L3; L2M E&M works; L2& L3 Block work and ABWF works, area Pool B, C, D, E, F, H, R filtration pipe works installation at L2M and L3M; Indoor Wave Pool Tiling Works/ T&C, Outdoor Wave Pool A T&C, Roof ABWF & Landscape works (Green Roof, Curtain Wall, ETFE), Lift T&C works & ABWF, Pool C tiling works, Pool B & D planter soil backfilling, Pool R Surf Rider installation works, Spiral Ramp waterproofing works, Pool D deck slab flooring works, Pool C theming works (by other contractor), Level 1, 2, 3, roof Painting and Ceiling Works
- South Plant Room: E&M

- External Area: Laying of underground utilities, removal of concrete paving, manholes and watermain construction, trench exaction for cables & pipes, backfilling, retaining wall construction

1.1 Summary of Environmental Submissions

Summaries of validity permits, licenses, and/or notifications on environmental protection for the Project are presented in **Table 1**.

Table 1: Status of Environmental Licenses and Permits of the Project

Type of Permit/License	Submission Date	Reference/License No.	Date of Issue	Date of Expiry	Status
Environmental Permit	/	EP-487/2014/A	10-Jan-18	N/A	Valid
Variation of Environmental Permit	18-Dec-17	Application No. VEP-539/2017	10-Jan-18	N/A	Valid
Environmental Permit	/	EP-487/2014	27-Aug-14	N/A	Superseded
Notification pursuant to Air Pollution Control (Construction Dust) Regulation	15-Mar-17	414651	N/A	N/A	Valid
Application for a Billing Account for Disposal of Construction Waste	14-Dec-16	Account No. 7026786	28-Dec-16	N/A	Valid
Discharge Licence under WPCO WT00028196-2017	15-Mar-17	414650	29-May-17	31-May-22	Valid
Registration as a Chemical Waste Producer (WPN: 5213-176-G2785-01)	21-Apr-17	415966	31-May-17	N/A	Completed
Construction Noise Permit under NCO GW-RS0439-17	26-Apr-17	416080	15-May-17	29-Dec-17	Superseded
Construction Noise Permit under NCO GW-RS0825-17	8-Sep-17	420985	22-Sep-17	21-Mar-18	Superseded
Construction Noise Permit under NCO GW-RS1024-17	3-Nov-17	422922	21-Nov-17	16-May-18	Superseded
Construction Noise Permit under NCO GW-RS0356-18	16-Apr-18	432628	30-Apr-18	16-Nov-18	Superseded

Type of Permit/ License	Submission Date	Reference/ License No.	Date of Issue	Date of Expiry	Status
Construction Noise Permit under NCO GW-RS0469-18	18-May-18	433713	04-Jun-18	30-Nov-18	Superseded
Construction Noise Permit under NCO GW-RS1151-18	23-Nov-18	439700	07-Dec-18	06-Jun-19	Superseded
Construction Noise Permit under NCO GW-RS0345-19	03-Apr-19	434093	18-Apr-19	17-Oct-19	Superseded
Construction Noise Permit under NCO GW-RS0726-19	22-Jul-19	447459	25-Jul-19	01-Feb-20	Superseded
Construction Noise Permit under NCO GW-RS0034-20	07-Jan-20	452524	21-Jan-20	28-Jul-20	Valid

In accordance with the EP stipulation, the required documents submitted to EPD for retention are as listed below:

- Project Layout Plans
- Management Organization of Main Construction Companies
- Detailed Vegetation Survey Report
- Woodland Compensation Plan
- Ardeid Inspection Report
- Short-nosed Fruit Bat Inspection Report
- Baseline Monitoring Report Revision A of the Project

3 Construction Noise Monitoring

3.1 Monitoring Requirements, Frequency and Duration

Construction noise is one of the key environmental issues during the construction phase of the Project in accordance to the approved EM&A Manual. Following the requirements in the EM&A Manual, continuous noise monitoring for A-weighted levels L_{eq} , L_{10} , L_{90} shall be undertaken once per week during the construction phase. Measurement of $L_{eq}(30min)$ between 07:00-19:00 hours on normal weekdays.

If construction works are necessary to be carried out at other time periods, i.e. restricted time period (19:00-07:00 the next morning and whole day on public holidays) (hereinafter referred as “the restricted hours”), three consecutive $L_{eq}(5min)$ measurements shall be recorded, while complying specific conditions as stipulated on the Construction Noise Permit (CNP). Supplementary information for data auditing and statistical results such as L_{10} and L_{90} shall also be obtained for reference. Summary of these monitoring requirements is shown in **Table 2**.

Table 2: Noise Monitoring Parameters

Monitoring Station	Parameters
NM1A and NM2	<ul style="list-style-type: none"> $L_{eq}(30min)$ on normal working days (Monday to Saturday) 07:00-19:00 except public holiday; 3 sets of consecutive $L_{eq}(5min)$ during restricted hours i.e. 19:00 to 07:00 next day, and whole day of public holiday or Sunday when applicable, and Supplementary information for data auditing and statistical results such as L_{10} and L_{90} shall also be obtained for reference

The baseline results form the basis for determining the environmental acceptance criteria for the impact monitoring. According to the approved EM&A Manual with baseline monitoring results, construction noise criterion, namely Action and Limit levels proposed are listed in **Table 3**.

Table 3: Action and Limit Levels for Construction Noise

Monitoring Location	Action Level	Limit Level in dB(A)
NM1A and NM2	When one or more documented complaints are received	70 dB(A) ^{1,2}

Note: 1. Acceptable noise levels for school should be reduced to 65 dB(A) during examination period
2. If works are to be carried out during restricted hours, the conditions stipulated in the CNP must be followed.

3.2 Monitoring Locations

Two designated noise monitoring locations as established in the EM&A Manual is shown in **Appendix D**. After the baseline monitoring, alternative location NM1A has been proposed by MMHK due to rejection of the monitoring location set up at NM1. The proposal was verified and agreed by EPD in the Baseline Monitoring Report.

The construction noise monitoring locations for the Project are shown in **Table 4** and **Appendix E**.

Table 4: Impact Monitoring locations

Monitoring location	Descriptions	Type of measurement
NM1A	Slope near Victoria Shanghai Academy (VSA) to replace NM1 of the VSA	Free field
NM2	Hong Kong Juvenile Care Centre (HKJCC)	Facade

3.3 Monitoring Equipment

Integrating sound level meter in compliance with the International Electrotechnical Commission Publications 651: 1979 (Type 1) and 804: 1985 (Type 1) specifications shall be used for carrying out the noise monitoring. The sound level meter shall be checked using an acoustic calibrator. The wind speed shall be checked with a portable wind speed meter capable of measuring the wind speed in ms^{-1} . The acoustic calibrator and sound level meter to be used in the impact monitoring will be calibrated yearly.

Noise monitoring equipment used for monitoring is listed in **Table 5**.

Table 5: Noise Monitoring Equipment

Equipment	Model
Integrating Sound Level Meter	Rion NL-52
Calibrator	Larson Davis CAL200
Portable Wind Speed Indicator	Anemometer/ Lutron AM-4201

3.4 Monitoring Methodology

Field Monitoring

- Sound Level Meter was set up on a tripod at a height of at least 1.2 m above ground.
- Noise measurements were taken in terms of the A-weighted equivalent sound pressure level (L_{eq}) measured in decibels (dB). Supplementary statistical results (L_{10} and L_{90}) were also obtained for reference.
- Free field measurement was made at NM1A while facade measurement was made at NM2.
- The battery condition was checked to ensure the correct functioning of the meter.
- Prior to and after each noise measurement, the meter was calibrated using an acoustic calibrator for 94 dB at 1 kHz. The checking was performed before and after the noise measurement.
- During the monitoring, all noise measurements would be performed with the meter with Fast time weighting and on the A-weighted equivalent continuous sound pressure level (L_{eq}). $L_{\text{eq}}(30\text{min})$ as the monitoring parameter for the time period between 0700-1900 hours on weekdays; and also $L_{\text{eq}}(15\text{min})$ in three consecutive $L_{\text{eq}}(5\text{min})$ measurements would be used as monitoring parameter for other time periods (e.g. during restricted hours), if necessary. In addition, any site observations and noise sources were recorded on a standard record sheet.
- A correction of +3 dB(A) was made to the free field measurement.
- Noise measurements were not made in fog, rain, wind with a steady speed exceeding 5 ms^{-1} or wind with gust exceeding 10 ms^{-1} .

Equipment calibration

- The sound level meter and calibrator are calibrated and certified by a HOKLAS accredited laboratory at yearly intervals.
- Calibration records of sound level meter and calibrator, together with the Anemometer used for impact monitoring program in the Reporting Period are shown in **Appendix F**.

Meteorological Information

Meteorological information was extracted from “the Hong Kong Observatory Wong Chuk Hang Station” to provide the humidity, wind speed, wind direction and temperature etc. as background weather information. The meteorological data throughout the impact monitoring period is summarized in **Appendix K**.

Derivation of Action/Limit (A/L) Levels

According to the approved EM&A Manual and baseline monitoring results, Action and Limit levels criterion proposed for construction noise monitoring are listed in **Table 6**.

Table 6: Action and Limit Levels for Construction Noise

Monitoring Location	Action Level	Limit Level in dB(A)
	Time Period: 07:00-19:00 hours on normal weekdays	
NM1A and NM2	When one or more documented complaints are received	70 dB(A) ^{1,2}

Note: 1. A correction of +3dB(A) was made to the free field measurement at monitoring station NM1A.
2. No examination has taken place during this reporting period.

Should non-compliance of the environmental quality criteria occur, remedial actions will be triggered according to the Event and Action Plan which is presented in **Appendix G**.

Data Management and Data QA/QC Control

All monitoring data will be handled by the ET's in-house data recording and management system. The monitoring data recorded in the equipment will be downloaded directly from the equipment at the end of each monitoring day. The downloaded monitoring data will be inputted into a computerized database properly maintained by the ET.

3.5 Monitoring Schedule

Monitoring for noise levels due to construction work was undertaken in compliance with the EM&A manual during the Reporting Period. Regular monitoring surveys were carried out on 4, 15, 21 and 27 April 2020 during the Reporting Period. A total of 8 noise monitoring surveys were carried out at the two noise monitoring locations.

3.6 Results of Impact Monitoring

As shown in **Table 7**, results of the noise monitoring measurement were below 70 dB(A). No noise complaints were received in this Reporting Period. No exceedance (Action/Limit Level) of construction noise was recorded in this period.

Table 7: Summary of Construction Noise Monitoring Results (Noise level for 30 minutes)

Monitoring date	Time		Mean and range of noise levels, dB(A)		Limit Level for L_{eq} (dB(A))
	Start	Finish	L_{eq} (30min)	Corrected L_{eq} (30min) ¹	
NM1A					
09-Apr-20	10:10	10:40	56.0	59.0	70
15-Apr-20	10:00	10:30	57.4	60.4	70
21-Apr-20	10:20	10:50	57.4	60.4	70
27-Apr-20	10:20	10:50	56.4	59.4	70
NM2					
09-Apr-20	09:25	09:55	49.0	-	70
15-Apr-20	09:20	09:50	48.6	-	70
21-Apr-20	09:25	09:55	49.0	-	70
27-Apr-20	09:35	10:05	49.0	-	70

Note: 1. A correction of +3 dB(A) was made to the free field measurement at monitoring station NM1A.

Summary of data and the supplementary information for data auditing is presented in **Appendix I**. Graphical plots of the monitoring data are as shown in **Appendix J**.

4 Ecology Monitoring

4.1 General

As required under the Section 8.3.2 of the approved EM&A Manual, the implementation of ecological mitigation measures as detailed in the Section 15 of the EIA report and Appendix C of the approved EM&A Manual shall be routinely audited during the routine environmental audit; and any observations and recommendations shall be reported in periodic EM&A reports.

Among those mitigation measures recommended to avoid or minimize the disturbance to any plants of conservation interest (EM&A reference 8.3.1.1), nested ardeids (EM&A reference 8.3.1.2) and roosted short-nosed fruit bat (EM&A reference 8.3.1.3), the required inspection has already been undertaken in August / September 2014 with the results presented in the submitted respective baseline report. Therefore, the following sections only address those applicable to this stage of the project, i.e., Section 8.3.2 of the approved EM&A Manual.

4.2 Monitoring Requirement

Monitoring of Plants of Conservation Interest (*Platycondon grandiflorus*)

According to Condition 2.6 of Environmental Permit No. EP-487/2014, the Detailed Vegetation Survey Report has located two groups of the protected *Platycondon grandiflorus* and recommended that the plants should be protected with temporary protective fencing to avoid potential impact from construction activities (such as material storage), and monitor the identified *Platycondon grandiflorus* on a monthly basis throughout the construction phase to ensure they are not affected by the construction works of the Project. Accordingly, the following monitoring parameters will be undertaken on a monthly basis during the construction period:

- Effective implementation of the protection measures as recommended in the Section 4.1 of the Detailed Vegetation Survey Report
- Monitoring of the two groups of *Platycondon grandiflorus* identified during the detailed vegetation survey to ensure they are not affected by the construction works

Monitoring of Nesting Activities of Ardeids in Breeding Season

The project area should be checked monthly in breeding season (April to July) for any potential breeding and nesting activities, and if required, suitably sized buffer area will be recommended to avoid human or machinery disturbance until the nest is abandoned.

Monitoring of Roosting Activities of Ardeids in Peak Wintering Season

The existing ardeid night roost within the project area should be monitored monthly during peak wintering season (November to March) during the construction phase by direct observation from a vantage point (i.e., point count method) in the evening from an hour before sunset to nightfall.

Compensation for Ardeid roosting Site

An enhancement area proposed as an alternative roosting site for ardeids should be developed during the first phase of the construction.

Compensation of Woodland Habitat

Mitigation measures recommended in the approved Woodland Compensation Plan should be fully and properly implemented, including but not limited to the creation of 0.84 ha woodland compensation on-site and 0.78 ha on-site woodland reinstatement, to mitigate for permanent loss of woodland habitat.

4.3 Inspection Findings

The ecological inspection was undertaken on 29 April 2020 by the qualified ecologist. The inspection findings are presented below.

Plants of Conservation Interest (*Platycodon grandiflorus*)

Platycodon grandiflorus is a perennial herb up to 120 cm tall. Stems erect with scarcely any branches. It is often found on sunny grassy hillslopes in brushes. Two groups of *Platycodon grandiflorus* (see Figure 1 of **Appendix L** for the location) that were recorded in 2015's growing season within the fenced area.

It was observed that Group 2 of *Platycodon grandiflorus* was found to be vigorous and was in health condition (see Photo 1 of **Appendix L** of this report). However, Group 1 of *Platycodon grandiflorus* could not be found within the fenced area due to natural life cycle of this perennial herbaceous species, and new shoots would be expected to emerge from the underground part in the next growing season.

The preventive mitigation measures, i.e., erecting of temporary protective fencing and sign post, were found to be effectively implemented for human disturbance (see Photo 2 of **Appendix L** of this report), and there is no signs or evidence (e.g. dust coating of plant) to suggest that the on-going construction activities with the Project Area has affected the health condition of the *Platycodon grandiflorus*.

Nesting Activities of Ardeids in Breeding Season

No signs or breeding (such as courtship, nest building, brooding, juveniles etc.) of ardeids were noted within the Project Area during the reporting month.

Roosting Activities of Ardeids in Peak Wintering Season.

In accordance with the approved EM&A Manual, this monitoring parameter would not be required beyond the Peak Wintering season, i.e., from 1st November to 31st March. The last monitoring event for roosting activities of ardeids in Peak Wintering Season 2020's was undertaken on 13 March 2020.

Compensation for Ardeid roosting Site

To be implemented.

Compensation of Woodland Habitat

To be implemented.

4.4 Conclusion

The implementation of the mitigation measures for the plant species of conservation interest, i.e., erecting of temporary protective fencing and sign post during the Reporting Period was noted. Group 2 of *Platycodon grandifloras* was found to be vigorous and was in health condition but Group 1 of *Platycodon grandifloras* could not be found within the fenced area due to natural

life cycle of this perennial herbaceous species, and new shoots would be expected to emerge from the underground part in the next growing season.

On the other hand, no sighting of ardeids or signs of any breeding/ nesting activities were noted within the Project Area during the monitoring.

The tentative ecological inspection and monitoring in the next Reporting Period is scheduled on 15 May 2020.

5 Landscape & Visual Monitoring

5.1 General

Landscape and visual mitigation measures for the construction phase are listed in the Approved EM&A Manual Table 9.1.

The design, implementation and maintenance of landscape and visual mitigation measures shall be checked bi-weekly to ensure that they are fully realized during the construction phase. The scope of the site audit during construction shall include the following:

- The extent of the agreed works areas should be regularly checked. No construction activities or storage shall be undertaken outside the limit of the works;
- The progress of the engineering works should be regularly reviewed on site to identify the earliest practical opportunities for the landscape works to be undertaken;
- All landscaping works are carried out in accordance with the specifications; and
- All new plantings are carried out properly and during the right season.

Any potential conflicts between the proposed landscape and visual mitigation measures and any other project works or operational requirements shall be recorded for the Contractor to resolve in an early stage, without compromising the intention of the mitigation measures.

5.2 Inspection Findings

In the Reporting Period, bi-weekly landscape and visual site inspections were conducted on 9 and 24 April 2020.

According to the bi-weekly site inspections, it was observed that the Contractor complied with the intended aims of the mitigation measures, for example, neither construction activities nor materials storage conducted and placed outside of the working site boundary.

6 Waste Management

6.1 General Waste Management

Waste management was carried out by an on-site Environmental Officer or an Environmental Supervisor from time to time.

6.2 Records of Waste Quantities

All types of waste arising from the construction work are classified into the following:

- Construction & Demolition (C&D) Material;
- Chemical Waste;
- General Refuse; and
- Excavated Soil.

Monthly Summary Waste Flow Table provided by the Contractor is shown in **Appendix M**. Materials were reused on-site as far as practicable.

7 Site Inspection

7.1 Requirements

According to the approved EM&A Manual, the environmental site inspection shall be formulated by the ET Leader. Weekly environmental site inspections should be carried out to confirm the environmental performance.

7.2 Findings / Deficiencies During the Reporting Period

In the Reporting Period, joint site inspections were undertaken by the PMR, ET and the Contractor on 3, 9, 17, 24 and 29 April 2020. Furthermore, joint site inspection and audit were undertaken by the PMR, ET, the Contractor and IEC on 17 April 2020.

During site inspections, non-compliance was not observed by the ET and IEC. However, a total of three observations and one outstanding observation were recorded in the Reporting Period. The findings / deficiencies of the Project observed during the weekly site inspections are listed in **Table 8**.

Table 8: Summary of findings / deficiencies

Date	Findings / Deficiencies	Follow-up Status
13 March 2020	(Outstanding Observation) Muddy water from the upstream construction site under different Contractor was observed in the nullah. The Contractor is advised to inform relevant party to take action in preventing muddy water discharging to the sea.	The follow-up status will be reported in the next reporting month.
03 April 2020	Zone B 3/F – Measures should be taken to minimise dust emission caused by grinding works in outdoor area.	Zone B 3/F – The grinder is connected with vacuum machine for grinding works in outdoor area to reduce dust emission.
09 April 2020	G/F Entrance & Zone A L2 – Chemical containers should be placed on drip tray.	G/F Entrance & Zone A L2 – Chemical containers have been placed on drip tray.
29 April 2020	Near EVA – General refuse along the channel should be cleaned up.	Near EVA – General refuse along the channel was cleaned up.

The Contractor has rectified the above deficiencies immediately or within deadline. Therefore, the environmental performance of the Project managed by the Contractor with OPC was considered satisfactory.

Special attention shall be paid on the proper implementation of precautions measure should be taken when a rainstorm is imminent or forecasted and actions to be taken during or after rainstorms. Stepped up the inspection focusing on the precaution measure and water bodies have been undertaken to prevent runoff flow to public area.

As a general reminder, dust mitigation measures should be enforced to prevent fugitive dust from haul road, idle slope work and construction activities; and the site tidiness should be maintained. Furthermore, all chemical materials shall be stored in designated area after use with drip tray.

8 Environmental Complaint, Summons and Prosecution

8.1 Environmental Complaint, Summons and Prosecution

No environmental complaint, summons and prosecution were received in the Reporting Period. The statistical summary for environmental complaints is presented in **Table 9**.

Table 9: Statistics for complaints, notifications of summons and successful prosecutions

Reporting Period	Cumulative Statistics		
	Complaints	Notifications of summons	Successful prosecutions
This report month	0	0	0

9 Implementation Status of Mitigation Measures

9.1 General Requirements

The environmental mitigation measures that were recommended in the Implementation Schedule for Environmental Mitigation Measures in the approved EM&A Manual covered the issues of dust, noise, water and waste and are presented in **Appendix N**.

The Project shall be implementing the required environmental mitigation measures according to the approved EM&A Manual as subject to the site condition. Environmental mitigation measures generally implemented by the Contractor in this Reporting Month are summarized in **Table 10**.

Table 10: Environmental Mitigation Measures

Issues	Environmental Mitigation Measures
Construction Noise	<ul style="list-style-type: none"> Construction equipment shut down when not in use
Ecology	<ul style="list-style-type: none"> Wire fencing was provided for temporary protection of the identified flora species of conservation concern Site inspection of the flora species of conservation and the Ardeid of breeding and nesting activities was undertaken
Landscape & Visual	<ul style="list-style-type: none"> Good site management
Air Quality	<ul style="list-style-type: none"> Good site management to reduce air quality impact Main temporary access road paved with concrete Prior to any loading or transfer operation, all dusty materials were sprayed with water to keep them wet All debris had been covered entirely by impervious sheeting Before debris was dumped into a chute, water was sprayed onto the debris to make them wet Vehicles were covered with tarpaulin during transport of dusty materials When vehicles were leaving the construction site, any vehicles loaded with dusty materials were covered with clean impervious sheeting to prevent fugitive dusty material emission The speed of the trucks passing site areas was controlled to below 10 km/hour Water spraying was provided for soil-nailing work
Water Quality	<ul style="list-style-type: none"> Portable chemical toilets were provided on site A licensed collector has been employed to collect effluent and off-site dispose.
Waste and Chemical Management	<ul style="list-style-type: none"> A temporary container located far away from sea shore and drainage channel was provided for chemical materials and waste storage Drip tray was provided for chemical materials at the working areas Waste skip was provided for general refuse disposal
General	<ul style="list-style-type: none"> The site was generally kept tidy and clean

9.2 Tentative Construction Activities in the Coming Month

Construction activities to be undertaken in the coming month for the Project are listed below:

- Site formation Drainage Works P1 – P5
- Column construction at P1 - P5
- Backfilling for ride footings at P1 – P5
- Ride installation at P3
- UU and carriageway construction at A2
- Backfilling & planting at South Plant Room
- Site formation for 17th Amendment (P4)
- Ride and conveyor installation at P1 - P5
- Main Building: ABWF in B1, L1 – L3; L2M & L3M E&M works; L2& L3 area Pool B, C, D, F, H tile final finishing and T&C works, Pool R ride installation work, Outdoor Wave Pool A T&C, Roof Landscape works (Green Roof), Lift T&C works & ABWF works, Outdoor and indoor planter soil backfilling and planter works at Pool B, C, D, Spiral Ramp waterproofing works, Pool D deck slab flooring works, Pool C theming works (by other contractor), Level 1, 2, 3 , roof Painting and Ceiling Works
- South Plant Room: E&M
- External Area: Laying of underground utilities, removal of concrete paving, manholes and watermain construction, trench exaction for cables & pipes, backfilling, retaining wall construction

9.3 Key Issues for the Coming Month

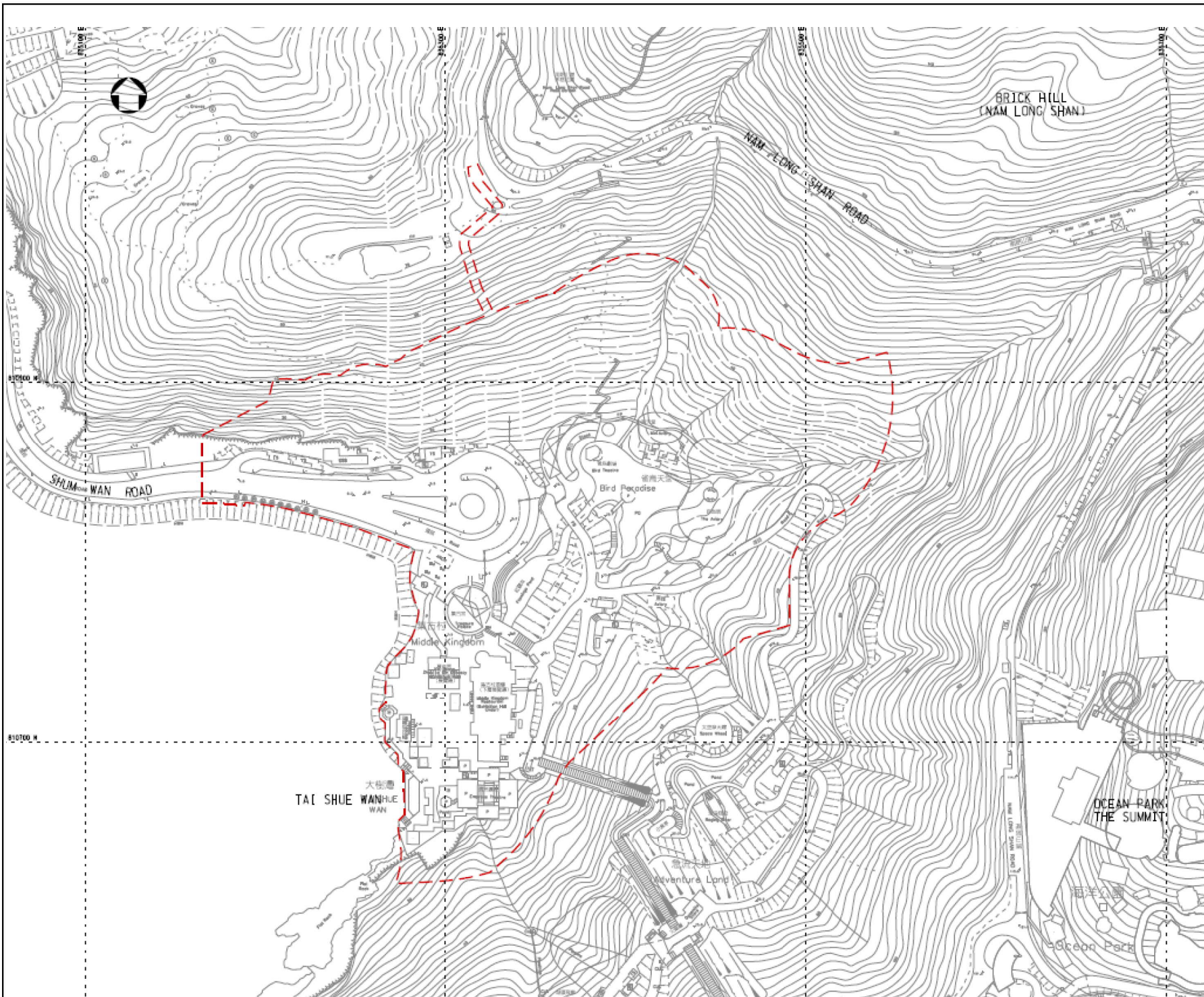
Based on construction activities as undertaken in the coming month, key environment issues consider to be included:

- Potential fugitive dust impact due to the dry/loose/exposure soil surface/dusty material;
- Potential water quality impact due to surface runoff especially on the hillside;
- Potential wastewater impact due to dust suppression measures;
- Implement dust suppression measures at all times;
- Ensure noise and dust mitigation measures are implemented properly;
- Sediment catch-pits and silt removal facilities should be regularly maintained;
- Site effluent discharge shall be fulfilled the discharge license requirements;
- Proper implementation of the management of chemical wastes;
- Ensure chemical storage is managed properly;
- Implementation of construction noise preventative control measures; and
- Cleanliness and tidiness in construction site should be maintained properly.

10 Recommendation

- All drainage facilities, erosion and sedimentation control structures (including the sedimentation tanks installed on site) should be regularly inspected and maintained in good condition, especially during the wet season.
- Appropriate label should be provided on specific machines.
- Noise mitigation measures, including the use of quiet plants, should be implemented in accordance with the EM&A requirement.
- Cleanliness and tidiness in construction site should be enhanced.

A. Project Location



Notes


Key to symbols

--- Project Boundary
項目範圍

Reference drawings

Rev	Date	Drawn	Description	Ch'kd	App'd
M		M	20/F AIA Kowloon Tower Landmark East 100 How Ming Street Kwun Tong, Kowloon Hong Kong T +852 2828 5757 F +852 2827 1620 W mottmac.com		

Client



Project

**TAI SHUE WAN DEVELOPMENT
AT OCEAN PARK**

Title

PROJECT LOCATION

Designed		Eng check	
Drawn		Coordination	
Dwg check		Approved	
Scale at A1	Status		Rev

Drawing Number

APPENDIX A

This document is issued for the party which commissioned it and for specific purpose connected with the captioned project only. It should not be relied upon by any other party or used for any other purpose. We accept no responsibility for the consequences of this document being relied upon by any other party, or being used for any other purpose, or containing any error or omission which is due to an error or omission in data supplied to us by other parties.

B. Project Organisation

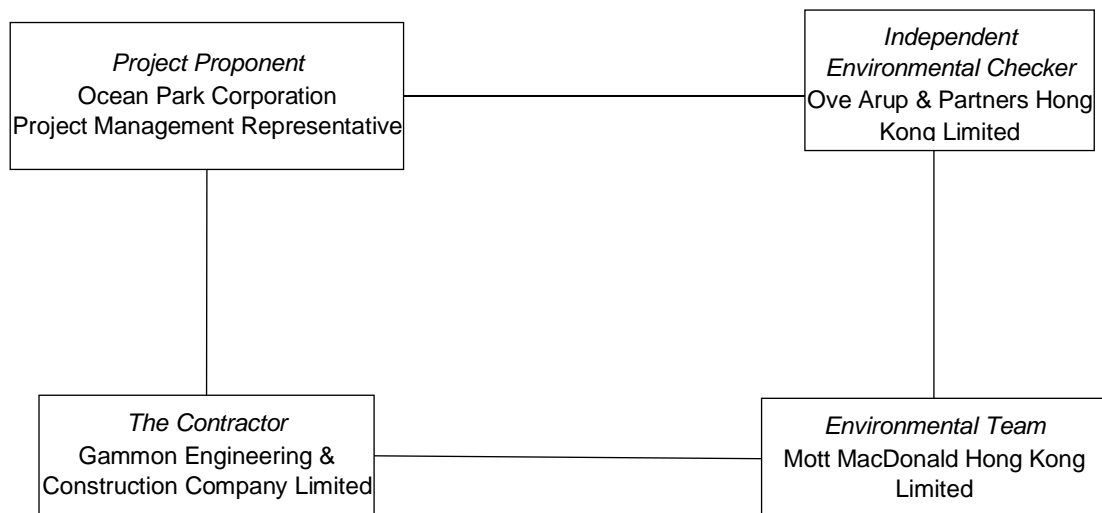


Table A: Contact information

Company / Department	Position	Name	Telephone / Mobile	Fax No.
Ocean Park Corporation	Project Management Representative	Mr Augustine Li	2870 6130	2814 0179
Ove Arup & Partners Hong Kong Ltd.	Independent Environmental Checker	Mr Sam Tsoi	2268 3208	2268 3950
Mott MacDonald Hong Kong Ltd.	Environmental Team Leader/ Qualified Ecologist	Mr Gary Chow	2828 5874	2827 1823
Gammon Engineering & Construction Company Limited	Construction Manager	Mr Paul Leaver	3690 9229	2148 2890
Gammon Engineering & Construction Company Limited	Environmental Officer	Ms Sammie Chan	3690 9233	2148 2890

C. 3-month Look-ahead Program

ID	Activity	Duration	Start	Finish	Activity % Complete	Sort G	March 34					April 35					May 36					June 37				
							02	09	16	23	30	06	13	20	27	04	11	18	25	01	08	15	22	29		
OCEAN PARK - TSW WW PROJECT EARLY Programme to completion Works As Built 20200331																										
CONTRACT DATES																										
<i>Interim Extension of Time (Shear Key NOAE No. 16)</i>																										
CD.C06-KD120	KD9-Achieve Substantial Completion of all Works and Statutory Inspection	0		31-Mar-20*	0%																					
OP TARGET																										
<i>OP Target Dates</i>																										
CD.C06-KD130	KD7-Complete all necessary works to make weather proof to Main Building	0		02-May-20*	0%																					
CD.C06-KD140	KD8-Obtain Occupation Permit	0		02-May-20*	0%																					
CD.C06-KD150	KD9-Achieve Substantial Completion of all Works and Statutory Inspection	0		30-Jun-20*	0%																					
TARGET DATES																										
<i>Target MAIN BUILDING ALL & MOE & RIDES</i>																										
TD.C06-KD130	KD7-Complete all necessary works to make weather proof to Main Building (ALL)	0		16-Jun-20	0%																					
<i>Target MAIN BUILDING ONLY & MOE</i>																										
TD.C06-KD120	KD7-Complete all necessary works to make weather proof to Main Building (MB&MOE)	0		16-Jun-20	0%																					
<i>Target MAIN BUILDING& MOE & P1</i>																										
TD.C06-KD110	KD7-Complete all necessary works to make weather proof to Main Building (MB&MOE&P1)	0		16-Jun-20	0%																					
<i>Target MAIN BUILDING & MOE & P2</i>																										
TD.C06-KD140	KD7-Complete all necessary works to make weather proof to Main Building (MB&MOE&P2)	0		16-Jun-20	0%																					
<i>Target MAIN BUILDING & MOE & P3</i>																										
TD.C06-KD150	KD7-Complete all necessary works to make weather proof to Main Building (MB&MOE&P3)	0		16-Jun-20	0%																					
KEY DATES																										
KD.240	Remove TC2	6	19-May-20	26-May-20	0%																					
KD.250	Remove TC1	6	24-Jun-20	02-Jul-20	0%																					
Summary Bars																										
Key Dates																										
KD.C06-KD260	Ocean Park Target OP date	0		31-Mar-20*	0%																					
KD.C06-KD270	Weathertight (Except for TC2 opening)	0		15-May-20	0%																					
KD.C06-KD230	Weathertight (Except for TC2 opening, North skylight, Lazy River Facade,)	0		15-May-20	0%																					
KD.C06-KD240	TC-2 Removal	0		26-May-20	0%																					
KD.C06-KD280	Weathertight KD 7 (ALL)	0		16-Jun-20	0%																					
KD.C06-KD340	Structure physical works complete (no balustrades)	0		22-Jul-20	0%																					
OP Target Dates																										
OP.15290	Completion of thoroughfare (Including handrails)	0		22-May-20	0%																					
OP.15270	Completion of Ride Platform & Columns (Including ride arms) (P1 to P5)	0		11-Jun-20	0%																					
LEVEL 2 PRIMARY SLAB																										
P4 Ride Slab (Tongue)																										
OP.14090	BD approval for revised design to P4 ride platform no. 2 (Item 18)	0		31-Mar-20*	0%																					
OP.9560	P4 Ride slab: Construct Slab	28	04-Jun-20	08-Jul-20	0%																					
Level 2 Zone B																										
Emergency Escape tunnel																										
OP.9570	Complete Formation Escape Corridor	22	31-Mar-20	29-Apr-20	0%																					
OP.9550	Complete Emergency Escape Tunnel	28	02-May-20	03-Jun-20	0%																					
Level 2 Zone A																										
OP.14420	Level 2 Slab infill in way of TC2	10	26-May-20	06-Jun-20	0%																					
LEVEL 2 SECONDARY SLAB (E&M ZONES)																										
Area 1 (A-External)																										
Zone A-2																										
SS.L2.720	Zone-A-2: L2 Secondary Slab	20	31-Mar-20	27-Apr-20	0%																					
SS.L2.740	Zone-A-2: Strike Formwork & Dismantling	5	11-May-20	15-May-20	0%																					
Area 4 (A-Internal)																										
Zone R																										
SS.L2.580	Zone-R: Strike Formwork & Dismantling	5	29-Apr-20	06-May-20	0%																					
SS.L2.710	Pool Infill (TC2)	12	06-Jun-20	20-Jun-20	0%																					
SS.L2.730	Zone-R: Strike Formwork & Dismantling	5	20-Jun-20	27-Jun-20	0%																					
Zone S																										
SS.L2.660	Zone-S: Strike Formwork & Dismantling	5	31-Mar-20	06-Apr-20	0%																					
MAIN BUILDING EXTERNAL ENVELOPE																										
Facade																										
Facade Installation																										
Level 2 to Level 3																										
EWS01	Northern skylight Zone Bi fold doors -Ramp																									
OP.6520	EWS01 NSLZ Bi fold door	20	21-Apr-20	15-May-20	0%																					

■ critical level of effort ■ Critical Remaining Work
■ Current
◆ Milestone
▼ Milestone
■ % Complete

Project: Ocean Park Tai Shue Wan Water World Project
 Project ID: T16004-288
 Layout: 3 Month look ahead 20200331
 Page: 1 of 9

OCEAN PARK - TAI SHUE WAN DEVELOPMENT
Contract No. TSW-C006
3 month rolling program _Mar 2020

Date	Revision	Checked	Approved
01-Apr-20	3M rolling		

ID	Activity	Duration	Start	Finish	Activity % Complete	Sort G	March 34					April 35					May 36					June 37				
							02	09	16	23	30	06	13	20	27	04	11	18	25	01	08	15	22	29		
ABWF																										
OP.10020	Erect Handrails	24	06-Apr-20	09-May-20	0%		Erect Handrails																			
E&M																										
ETP.AP.500	Thoroughfare Finishes E&M	24	25-Mar-20 A	27-Apr-20	20%		Thoroughfare Finishes E&M																			
RISING MAIN (SEWERAGE)																										
Access Stairs																										
RM.SFGE.1040	Erect Steel steps	42	31-Mar-20	25-May-20	0%		Erect Steel steps																			
Sewage Pump Room Installation																										
RM.PR.EM.1000	Pump room E&M fit out	18	31-Mar-20	24-Apr-20	0%		Pump room E&M fit out																			
Discharge Chamber & Permanent Connection																										
RM.TNC.1120	Rising Main Ready for Commissioning	0		25-May-20	0%		Rising Main Ready for Commissioning																			
NATURAL POND																										
Pond structure																										
HL.NP.1080	Natural Pond: Lay waterproofing to Pond and water test	8	31-Mar-20	09-Apr-20	0%		Natural Pond: Lay waterproofing to Pond and water test																			
Landscape Hard																										
HL.NP.1090	Natural Pond: Lay 50mm - 150mm Pebbles to pond	28	14-Apr-20	18-May-20	0%		Natural Pond: Lay 50mm - 150mm Pebbles to pond																			
HL.NP.1100	Natural Pond: Place feature rock to pond	21	19-May-20	11-Jun-20	0%		Natural Pond: Place feature rock to pond																			
HL.NP.1120	Natural Pond: Lay footpath	5	20-Jun-20	26-Jun-20	0%		Natural Pond: Lay footpath																			
Landscape Soft																										
HL.NP.1110	Natural Pond: Top soil grass trees and shrubs	28	19-May-20	19-Jun-20	0%		Natural Pond: Top soil grass trees and shrubs																			
SITE FORMATION																										
Drainage channel																										
OP.13940	Surface channel at P2 Area	35	24-Mar-20 A	08-May-20	20%		Surface channel at P2 Area																			
OP.13910	Surface channel at P1 Area	35	25-Mar-20 A	08-May-20	20%		Surface channel at P1 Area																			
ABWF																										
Floor Finishes - Remainder																										
Roof Level																										
OP.16260	P3 Queue Path	24	31-Mar-20	04-May-20	0%		P3 Queue Path																			
OP.16270	P4 P5 Queue Path	24	25-May-20	20-Jun-20	0%		P4 P5 Queue Path																			
OP.16250	P2 Queue Path	24	26-May-20	22-Jun-20	0%		P2 Queue Path																			
OP.16240	P1 Queue Path	24	16-Jun-20	15-Jul-20	0%		P1 Queue Path																			
Ceiling Finishes																										
Level 1																										
Ceiling affected by Catwalk																										
Ceiling																										
OP.7490	Panels	18	08-Apr-20	05-May-20	0%		Panels																			
Wall Finishes - Remainder																										
Level 3																										
AB.WFBL.140	L3: Wall Tiles	50	16-Apr-20	15-Jun-20	0%		L3: Wall Tiles																			
Builders Work for E&M Access																										
Basement																										
OP.14390	Cold Room Construction 013 PMI 396 (Item 37)	28	14-May-20	16-Jun-20	0%		Cold Room Construction																			
Level 2																										
Area 3																										
Zone N																										
OP.11080	Zone N: Builders work for E&M access: Pump Rm246	18	31-Mar-20	24-Apr-20	0%		Zone N: Builders work for E&M access: Pump Rm246																			
Level 2M																										
Area 3																										
Zone J																										
OP.11060	Zone J: Builders work for E&M access: - stair well	18	31-Mar-20	24-Apr-20	0%		Zone J: Builders work for E&M access: - stair well																			
Level 3																										
Area 6																										
OP.10860	Area 6 Builders work for E&M access: - Kitchen Rm-302, 300,301,319	18	02-Apr-20	27-Apr-20	0%		Area 6 Builders work for E&M access: - Kitchen Rm-302, 300,301,319																			
OP.10880	Area 6 Builders work for E&M access: - Rm 310,311,	18	02-Apr-20	27-Apr-20	0%		Area 6 Builders work for E&M access: - Rm 310,311,																			
Changing / Washrooms																										
Level 2																										
Area 3																										
Zone J																										
OP.13450	Zone J: Fitout: - W.C. Rm -222,221,224,225a,225b,223a	48	29-Apr-20	27-Jun-20	0%		Zone J: Fitout: - W.C. Rm -222,221,224,225a,225b,223a																			
Area 5																										
Zone T																										
OP.13460	Zone T: Fitout: - W.C. Rm -235,233,238,234	44	29-May-20	21-Jul-20	0%		Zone T: Fitout: - W.C. Rm -235,233,238,234																			

■ critical level of effort ■ Critical Remaining Work
■ Current
◆ Milestone ▼ Milestone
■ % Complete

Project: Ocean Park Tai Shue Wan Water World Project
 Project ID: T16004-288
 Layout: 3 Month look ahead 20200331
 Page: 4 of 9

OCEAN PARK - TAI SHUE WAN DEVELOPMENT
Contract No. TSW-C006
3 month rolling program _Mar 2020

Date	Revision	Checked	Approved
01-Apr-20	3M rolling		

ID	Activity	Duration	Start	Finish	Activity % Complete	Sort G	March 34					April 35					May 36					June 37				
							02	09	16	23	30	06	13	20	27	04	11	18	25	01	08	15	22	29		
EW.RWA2.2160	Roadworks (WA.A2-S) - make good area around TC-1	12	03-Jul-20	16-Jul-20	0%																					
EVA ROAD (WA.A1)																										
Site Formation Work																										
SF.EVA2.1130	Site clearance (Remove Tree nursery and rebar yard)	12	25-Mar-20 A	17-Apr-20	10%		Site clearance (Remove Tree nursery and rebar yard)																			
SF.EVA2.1140	Remove TC-5	6	23-May-20	29-May-20	0%		Remove TC-5																			
SF.EVA2.1110	Backfill to underside of retaining wall (+7.6mPD and +7.9mPD) Bays 1-4	30	30-May-20	06-Jul-20	0%																					
SF.EVA2.1120	Backfill to underside retaining wall (+9.0mPD) Bays 5-6	12	07-Jul-20	20-Jul-20	0%																					
Retaining Wall																										
Bays 1-4																										
EW.TWA2.1110	Retaining Wall - Construct Retaining Wall Bay 1	12	07-Jul-20	20-Jul-20	0%																					
EW.TWA2.1115	Retaining Wall - Construct Retaining Wall Bay 2	12	21-Jul-20	03-Aug-20	0%																					
Bays 5-6																										
EW.TWA2.1130	Retaining Wall - Construct Retaining Wall Bay 5	12	21-Jul-20	03-Aug-20	0%																					
Roadworks																										
EW.RWA1.2120	Roadworks - Pre-cast Concrete Paving Blocks (Maintain Temp EVA at all times)	45	25-Mar-20 A	23-May-20	10%		Roadworks - Pre-cast Concrete Paving Blocks (Ma																			
EW.RWA1.2110	Roadworks - Concrete Kerb and Backing (Maintain Temp EVA at all times)	30	26-Mar-20 A	31-Aug-20	10%																					
Fire Services																										
OP.14370	Instruct Test & Repair Incoming FS pipe along seawall damaged by typhoon previously	0		31-Mar-20*	0%		Instruct Test & Repair Incoming FS pipe along seawall damaged by typhoon previously																			
OP.14380	Procure FS Pipe	18	31-Mar-20	24-Apr-20	0%		Procure FS Pipe																			
OP.14360	FS Pipe Reinstatement	45	25-Apr-20	18-Jun-20	0%		FS Pipe Reinst																			
Landscaping Works																										
LW.L1SL5.110	EVA Road & Zones - Tree Planting	30	07-May-20	11-Jun-20	0%		EVA Road & Zones - Tr																			
LANDSCAPING WORKS																										
Hard Landscaping																										
Level 1																										
OP.LHL.1110	L1: Irrigation Works	50	31-Mar-20	03-Jun-20	0%		L1: Irrigation Works																			
OP.LHL.1120	L1: Concrete Paver Type 1-5	60	22-Apr-20	04-Jul-20	0%																					
OP.LHL.1130	L1: Stone Resin Type 2 & 4	60	12-May-20	22-Jul-20	0%																					
OP.LHL.1140	L1: Blue Paving	60	29-May-20	08-Aug-20	0%																					
OP.LHL.1150	L1: Granite	60	16-Jun-20	26-Aug-20	0%																					
OP.LHL.1160	L1: Timber Deck	60	06-Jul-20	12-Sep-20	0%																					
Level 2																										
OP.LHL.2110	L2: Irrigation Works	50	12-May-20	10-Jul-20	0%																					
OP.LHL.2120	L2: Stone Resin Type 1-4	60	29-May-20	08-Aug-20	0%																					
OP.LHL.2130	L2: Timber Deck	60	16-Jun-20	26-Aug-20	0%																					
Level 3																										
OP.LHL.3110	L3: Irrigation Works	50	16-Jun-20	14-Aug-20	0%																					
OP.LHL.3120	L3: Stone Resin Type 1-3	60	06-Jul-20	12-Sep-20	0%																					
OP.LHL.3130	L3: Timber Deck	60	23-Jul-20	30-Sep-20	0%																					
Roof Level																										
OP.LHL.5110	RL: Irrigation Works - Roof Shell A	45	11-Jul-20	01-Sep-20	0%																					
OP.LHL.5120	RL: Irrigation Works - Roof Shell B	45	29-Jul-20	18-Sep-20	0%																					
Soft Landscaping																										
Level 1																										
LW.L1SL.1110	L1: Soil Fill	30	31-Mar-20	11-May-20	0%		L1: Soil Fill																			
LW.L1SL.1120	L1: Shrub Planting	60	16-Apr-20	27-Jun-20	0%																					
LW.L1SL.1130	L1: Tree Planting	90	23-May-20	07-Sep-20	0%																					
LW.L1SL.1140	L1: Wood Mix - Matrix C (Exposed Area)	90	29-Jun-20	14-Oct-20	0%																					
LW.L1SL.1150	L1: Wood Mix - Matrix A (Seaside Area)	60	23-Jul-20	30-Sep-20	0%																					
LW.L1SL.1160	L1: Wood Mix - Matrix B (Shelter Area)	60	23-Jul-20	30-Sep-20	0%																					
Level 2																										
LW.L2SL.2120	L2: Shrub Planting	60	31-Mar-20	15-Jun-20	0%		L2: Shrub Planting																			
LW.L2SL.2130	L2: Tree Planting	60	12-May-20	22-Jul-20	0%																					
Level 3																										
LW.L3SL.3110	L3: Soil Fill	30	27-Apr-20	02-Jun-20	0%		L3: Soil Fill																			
LW.L3SL.3120	L3: Shrub Planting	60	16-May-20	27-Jul-20	0%																					
LW.L3SL.3130	L3: Tree Planting	70	20-Jun-20	11-Sep-20	0%																					
Roof																										
LW.RLSL.4120	RL: Shrub Planting	60	31-Mar-20	15-Jun-20	0%		RL: Shrub Planting																			
LW.RLSL.4130	RL: Tree Planting	85	31-Mar-20	16-Jul-20	0%																					
E&M																										
Diversion and Changeover																										
EM.IN026000	Diversion of existing system	30	18-Apr-20	25-May-20	0%		Diversion of existing system																			
BS.DC.SUM250	Diversion and Changeover	55	18-Apr-20	23-Jun-20	0%		Diversi																			
EM.IN026001	Dismantled and Disposed of existing abandoned system	25	26-May-20	23-Jun-20	0%		Dismar																			
Basement Level																										

█ critical level of effort █ Critical Remaining Work
█ Current
◆ Milestone ◆ Milestone
█ % Complete

Project: Ocean Park Tai Shue Wan Water
 World Project
 Project ID: T16004-288
 Layout: 3 Month look ahead 20200331
 Page: 6 of 9

OCEAN PARK - TAI SHUE WAN DEVELOPMENT
Contract No. TSW-C006
3 month rolling program _Mar 2020

Date	Revision	Checked	Approved
01-Apr-20	3M rolling		

ID	Activity	Duration	Start	Finish	Activity % Complete	Sort G	March 34					April 35					May 36					June 37				
							02	09	16	23	30	06	13	20	27	04	11	18	25	01	08	15	22	29		
OP.12520	L3 secondary -Area 1:BS Installation - Non Essential to FSI	72	31-Mar-20	30-Jun-20	0%																					
OP.12530	L3 secondary -Area 1:BS Installation - Essential to FSI	72	31-Mar-20	30-Jun-20	0%																					
Area 2 Roof C																										
OP.12540	L3 secondary -Area 2:BS Installation - Non Essential to FSI	72	31-Mar-20	30-Jun-20	0%																					
OP.12550	L3 secondary -Area 2:BS Installation - Essential to FSI	72	31-Mar-20	30-Jun-20	0%																					
Area 8 Roof A (external)																										
OP.12560	L3 secondary -Area 1:BS Installation - Non Essential to FSI	72	31-Mar-20	30-Jun-20	0%																					
OP.12570	L3 secondary -Area 1:BS Installation - Essential to FSI	72	31-Mar-20	30-Jun-20	0%																					
Toilet/ Changing Room																										
Level 3																										
Area 6																										
OP.13440	Area 6 BS Installation : - W.C. Rm -304,303,305,306,307,309,312	72	16-Apr-20	13-Jul-20	0%																					
Pool H - Indoor Wave Pool																										
EM.IN024050	Pool H Lighting Installation - 1st fix	40	31-Mar-20	22-May-20	0%																					
EM.IN024051	Pool H Lighting Installation - 2nd fix	12	23-May-20	05-Jun-20	0%																					
EM.IN024052	Pool H Lighting Installation - Final fix	8	06-Jun-20	15-Jun-20	0%																					
Pool K - Toddlers Pool																										
EM.IN024060	Pool K Lighting Installation - 1st fix	25	31-Mar-20	05-May-20	0%																					
EM.IN024061	Pool K Lighting Installation - 2nd fix	10	06-May-20	16-May-20	0%																					
EM.IN024062	Pool K Lighting Installation - Final fix	8	16-Jun-20	24-Jun-20	0%																					
Pool L - Play Structure																										
EM.IN024070	Pool L Lighting Installation - 1st fix	24	31-Mar-20	04-May-20	0%																					
EM.IN024071	Pool L Lighting Installation - 2nd fix	10	05-May-20	15-May-20	0%																					
EM.IN024072	Pool L Lighting Installation - Final fix	8	02-Jun-20	10-Jun-20	0%																					
Pool S - Spa Pool																										
EM.IN024081	Pool S Lighting Installation - 2nd fix	8	05-May-20	13-May-20	0%																					
EM.IN024082	Pool S Lighting Installation - Final fix	8	23-Jun-20	03-Jul-20	0%																					
Cooling Tower																										
OP.15120	Final plumbing connection to cooling tower	24	31-Mar-20*	04-May-20	0%																					
Filtration (C011)																										
OP.13780	Complete Main Building Filtration including Pools Filtration and Pump Rooms	0		22-Jul-20	0%																					
Procurement																										
OP.11670	Materials on site P1 P2 P3	0		09-Apr-20	0%																					
OP.11680	Materials on site P4 P5	0		21-Apr-20	0%																					
Plant rooms																										
Level 3																										
OP.15840	Room 318	40	31-Mar-20	22-May-20*	0%																					
Pool Plant Rooms																										
OP.15760	Pool E Pool to plant room completion	0		31-Mar-20*	0%																					
OP.15770	Pool H Pool to plant room completion	0		31-Mar-20*	0%																					
OP.15790	Pool B Pool to plant room completion	0		31-Mar-20*	0%																					
OP.15810	Pool K Pool to plant room completion	0		31-Mar-20*	0%																					
Pipework Plant Rooms to Pool																										
OP.16220	Pool K Plant room to pool	80	31-Mar-20	10-Jul-20*	0%																					
Level 2 Secondary Slab																										
Area 3 (A-Internal)																										
Zone M																										
OP.11410	Zone M: Install PE Filtration Pipes	24	31-Mar-20	04-May-20	0%																					
Zone N																										
OP.11390	Zone N: Install PE Filtration Pipes	42	31-Mar-20	25-May-20	0%																					
Area 4 (A-Internal)																										
Zone R																										
OP.11370	Zone R: Install PE Filtration Pipes	18	07-May-20	27-May-20	0%																					
Level 3 Secondary Slab																										
Area 1 Roof C																										
OP.11610	Install PE Filtration Pipes Pool L	42	31-Mar-20	25-May-20	0%																					
Area 2 Roof C																										
OP.11620	Install PE Filtration Pipes Pool K	42	02-Jun-20	22-Jul-20	0%																					
Rides																										
P1 Ride Filtration																										
OP.10060	P1 Ride Filtration system supports and footings	28	31-Mar-20	08-May-20	0%																					
OP.10050	P1 Ride Filtration system	96	09-May-20	31-Aug-20	0%																					
P2 Ride Filtration																										
OP.10080	P2 Ride Filtration system	96	21-Apr-20	14-Aug-20	0%																					
P3 Ride Filtration																										
OP.8280	P3 Ride Filtration system supports and footings	28	31-Mar-20	08-May-20	0%																					

■ critical level of effort ■ Critical Remaining Work
■ Current
◆ Milestone
▼ Milestone
 % Complete

Project: Ocean Park Tai Shue Wan Water World Project
 Project ID: T16004-288
 Layout: 3 Month look ahead 20200331
 Page: 8 of 9

OCEAN PARK - TAI SHUE WAN DEVELOPMENT
Contract No. TSW-C006
3 month rolling program _Mar 2020

Date	Revision	Checked	Approved
01-Apr-20	3M rolling		

ID	Activity	Duration	Start	Finish	Activity % Complete	Sort G	March 34					April 35					May 36					June 37				
							02	09	16	23	30	06	13	20	27	04	11	18	25	01	08	15	22	29		
OP.8270	P3 Ride Filtration system	120	09-May-20	28-Sep-20	0%		[Gantt bar from 09-May-20 to 28-Sep-20]																			
P4 Ride Filtration																										
OP.9520	P4 Ride Filtration system supports and footings	28	31-Mar-20	08-May-20	0%		[Gantt bar from 31-Mar-20 to 08-May-20]																			
OP.9510	P4 Ride Filtration system	96	09-May-20	31-Aug-20	0%		[Gantt bar from 09-May-20 to 31-Aug-20]																			
P5 Ride Filtration																										
OP.9540	P5 Ride Filtration system supports and footings	28	03-Apr-20	12-May-20	0%		[Gantt bar from 03-Apr-20 to 12-May-20]																			
OP.9530	P5 Ride Filtration system	96	13-May-20	03-Sep-20	0%		[Gantt bar from 13-May-20 to 03-Sep-20]																			
C009 - Lifts																										
NS.C009.1150	09-KD2 Target Complete lift instalation	0		06-May-20	0%		[Milestone: 09-KD2 Target Complete lift instalation]																			
Lift No.1 (Firemans Lift) Core 3																										
AB.LW1.1220	Complete Lift 1 - Core Shell 3(including Level 3 secondary slab)	0		31-Mar-20*	0%		[Milestone: Complete Lift 1 - Core Shell 3(including Level 3 secondary slab)]																			
NS.C9L0.0210	Lift 1: Testing & Com missioning Provide EMSD certificate	16	08-Apr-20	29-Apr-20	0%		[Gantt bar from 08-Apr-20 to 29-Apr-20]																			
Lift No.2 (Firemans Lift) Core 1																										
NS.C9L1.1210	Lift 2: Testing & Com missioning Provide EMSD certificate	16	31-Mar-20*	22-Apr-20	0%		[Gantt bar from 31-Mar-20 to 22-Apr-20]																			
Lift No.4 (Disable Lift) Core 0																										
NS.C9L3.3210	Lift 4: Testing & Com missioning Provide EMSD certificate	16	16-Apr-20	06-May-20	0%		[Gantt bar from 16-Apr-20 to 06-May-20]																			
Lift No.5 (Disable Lift) Core 0																										
NS.C9L4.4210	Lift 5: Testing & Com missioning Provide EMSD certificate	16	16-Apr-20	06-May-20	0%		[Gantt bar from 16-Apr-20 to 06-May-20]																			
Power on Date																										
ETPAP.490	Sub circuit Power on	0		15-May-20	0%		[Milestone: Sub circuit Power on]																			
TESTING AND COMMISSIONING																										
Shum Wan Road																										
EM.TC010001	Testing & Commissioning	30	12-Jun-20	18-Jul-20	0%		[Gantt bar from 12-Jun-20 to 18-Jul-20]																			
EM.TC010002	Compatibility T&C between the new/existing system	20	12-Jun-20	07-Jul-20	0%		[Gantt bar from 12-Jun-20 to 07-Jul-20]																			
New Water Park																										
EM.TC020002	Ready for Transformer & HV Power On	0		31-Mar-20	0%		[Milestone: Ready for Transformer & HV Power On]																			
EM.TC020003	Final T&C for Sub-Circuit Power On	23	16-May-20	11-Jun-20	0%		[Gantt bar from 16-May-20 to 11-Jun-20]																			
EM.SS010006	Submit WWO46 Part IV for FS	0		16-May-20	0%		[Milestone: Submit WWO46 Part IV for FS]																			
EM.SS010001	Submit WWO46 Part IV for PD	0		25-May-20	0%		[Milestone: Submit WWO46 Part IV for PD]																			
EM.TC020010	T&C for DG License	15	09-Jun-20	26-Jun-20	0%		[Gantt bar from 09-Jun-20 to 26-Jun-20]																			
EM.TC020004	Permanent Sub-Circuit Power On	0		11-Jun-20	0%		[Milestone: Permanent Sub-Circuit Power On]																			
EM.SS20132	Submit CT2B	0		11-Jun-20	0%		[Milestone: Submit CT2B]																			
EM.TC020022	Compatibility T&C between the new/existing system	24	12-Jun-20	11-Jul-20	0%		[Gantt bar from 12-Jun-20 to 11-Jul-20]																			
EM.SS20142	Submit WWO46 part IV for Cooling Tower plumbing works	2	12-Jun-20	13-Jun-20	0%		[Gantt bar from 12-Jun-20 to 13-Jun-20]																			
EM.SS20152	WSD inspection and water connection for Cooling Tower plumbing works issuance of WWO46 part V	2	23-Jun-20	24-Jun-20	0%		[Gantt bar from 23-Jun-20 to 24-Jun-20]																			
E&M Interface to ride																										
EM.IN025030	E&M interface to Ride P3 T&C	21	11-Jun-20	07-Jul-20	0%		[Gantt bar from 11-Jun-20 to 07-Jul-20]																			
EM.IN025020	E&M interface to Ride P2 T&C	21	19-Jun-20	16-Jul-20	0%		[Gantt bar from 19-Jun-20 to 16-Jul-20]																			
EM.IN025010	E&M interface to Ride P1 T&C	21	24-Jun-20	20-Jul-20	0%		[Gantt bar from 24-Jun-20 to 20-Jul-20]																			
EM.IN025050	E&M interface to Ride P5 T&C	21	18-Jul-20	11-Aug-20	0%		[Gantt bar from 18-Jul-20 to 11-Aug-20]																			
Pools Filtration system T&C																										
OP.15850	Pool A Filtration system T&C	72	16-Apr-20	14-Jul-20	0%		[Gantt bar from 16-Apr-20 to 14-Jul-20]																			
OP.15890	Pool F Filtration system T&C	72	02-May-20	27-Jul-20	0%		[Gantt bar from 02-May-20 to 27-Jul-20]																			
OP.15870	Pool C Filtration system T&C	72	13-May-20	07-Aug-20	0%		[Gantt bar from 13-May-20 to 07-Aug-20]																			
OP.15880	Pool D Filtration system T&C	72	28-May-20	21-Aug-20	0%		[Gantt bar from 28-May-20 to 21-Aug-20]																			
OP.15900	Pool E Filtration system T&C	72	03-Jul-20	24-Sep-20	0%		[Gantt bar from 03-Jul-20 to 24-Sep-20]																			
OP.15860	Pool L Filtration system T&C	72	11-Jul-20	05-Oct-20	0%		[Gantt bar from 11-Jul-20 to 05-Oct-20]																			
STATUTORY APPROVALS																										
Obtain OP																										
EM.SS20052	Submit WWO46 Part IV for External Supply	0		31-Mar-20	0%		[Milestone: Submit WWO46 Part IV for External Supply]																			
EM.SS20062	WSD Inspection of Plumbing Installation	21	09-Apr-20	08-May-20	0%		[Gantt bar from 09-Apr-20 to 08-May-20]																			
EM.SS20082	Issuance of WW046 Part V for External Supply	0		08-May-20	0%		[Milestone: Issuance of WW046 Part V for External Supply]																			
PPEL																										
PPEL MAIN BUILDING ONLY NO RIDES																										
EM.SS20382	Submission and process Form FEHD105 (MB NO RIDES)	14	16-Jun-20	03-Jul-20	0%		[Gantt bar from 16-Jun-20 to 03-Jul-20]																			

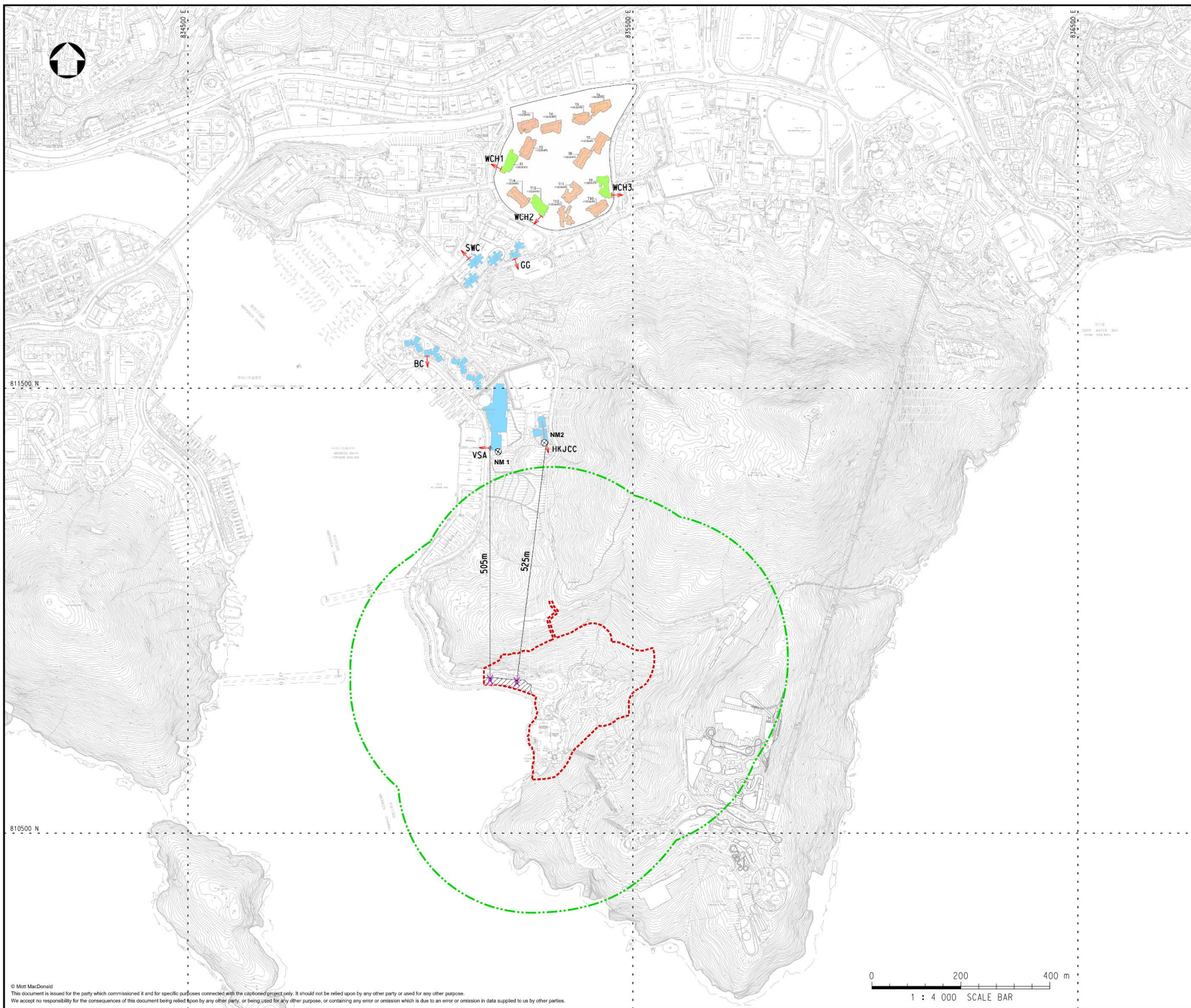
■ critical level of effort ■ Critical Remaining Work
■ Current
◆ Milestone ▼ Milestone
■ % Complete

Project: Ocean Park Tai Shue Wan Water World Project
 Project ID: T16004-288
 Layout: 3 Month look ahead 20200331
 Page: 9 of 9

OCEAN PARK - TAI SHUE WAN DEVELOPMENT
Contract No. TSW-C006
3 month rolling program _Mar 2020

Date	Revision	Checked	Approved
01-Apr-20	3M rolling		

D. Designated Monitoring Locations as Recommended in the Approved EM&A Manual



Notes

Key to symbols

- ⊗ NOISE MONITORING STATION
- 300m ASSESSMENT AREA
- - - REVISED PROJECT BOUNDARY
- ▨ ADDITIONAL WORKS AREA AT SHUM WAN ROAD
- ← EXISTING NOISE SENSITIVE RECEIVER
- ← PLANNED NOISE SENSITIVE RECEIVER
- X NOTIONAL SOURCE POSITION

NSRID	DESCRIPTION
VSA	VICTORIA SHANGHAI ACADEMY
HKJCC	HONG KONG JUVENILE CARE CENTRE
BC	BROADVIEW COURT
SWC	SOUTH WAVE COURT
WCH	PLANNED DEVELOPMENT ON WONG CHUK HANG STATION DEPOT
GG	GRANDVIEW GARDEN

Reference drawings


Rev	Date	Drawn	Description	Ch'kd	App'd
P4	NOV 17	MING	FOURTH ISSUE	HL	EC
P3	NOV 17	MING	THIRD ISSUE	HL	EC
P2	AUG 17	TSE	SECOND ISSUE	HL	EC
P1	JUL 17	TSE	FIRST ISSUE	HL	EC

M

**MOTT
MACDONALD**

20/F AIA Kowloon Tower
Landmark East
100 How Ming Street
Kwun Tong, Kowloon
Hong Kong
T +852 2828 5757
F +852 2827 1823
W mottmac.com

Client



Project

**TAI SHUE WAN DEVELOPMENT
AT OCEAN PARK**

Title

**DESIGNATED MONITORING
LOCATIONS AS RECOMMENDED
IN THE APPROVED EM&A MANUAL**

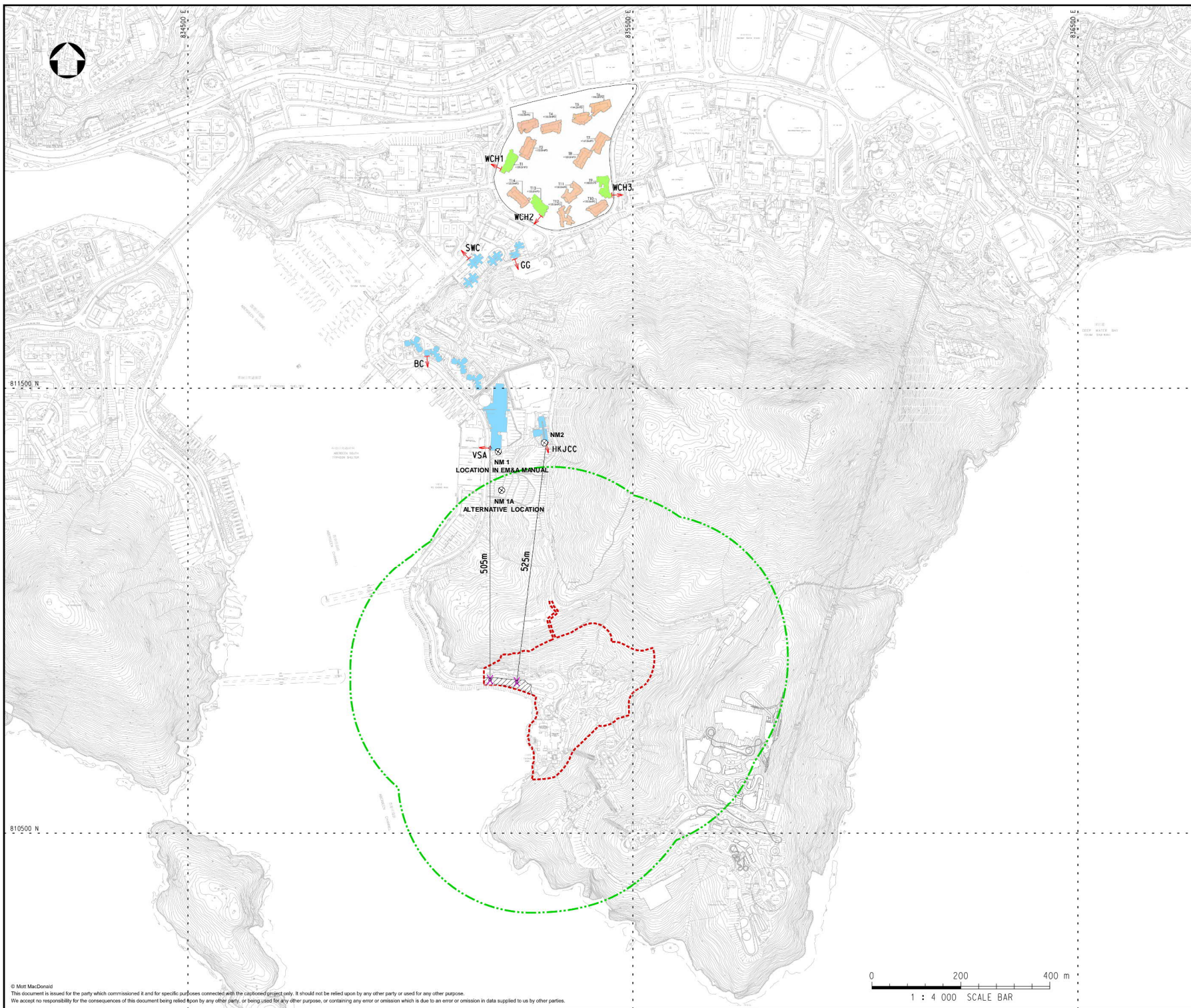
Designed	HL	Eng check	JC
Drawn	MING	Coordination	HC
Dwg check	HL	Approved	EC
Scale at A1	1:4000	Status	PRE
Drawing Number		Rev	P4

APPENDIX D

© Mott MacDonald
This document is issued for the party which commissioned it and for specific purposes connected with the captured project only. It should not be relied upon by any other party or used for any other purpose.
We accept no responsibility for the consequences of this document being relied upon by any other party, or being used for any other purpose, or containing any error or omission which is due to an error or omission in data supplied to us by other parties.

J:\387094\DRAWING\FIG 4-1_P4.dwg DATE: 23/11/2017 TIME: 14:11:32 USER: ym42169

E. Actual Locations of Impact Monitoring



Notes

Key to symbols

- ⊗ NOISE MONITORING STATION
- 300m ASSESSMENT AREA
- - - REVISED PROJECT BOUNDARY
- ▨ ADDITIONAL WORKS AREA AT SHUM WAN ROAD
- ← EXISTING NOISE SENSITIVE RECEIVER
- ← PLANNED NOISE SENSITIVE RECEIVER
- X NOTIONAL SOURCE POSITION

NSRID	DESCRIPTION
VSA	VICTORIA SHANGHAI ACADEMY
HKJCC	HONG KONG JUVENILE CARE CENTRE
BC	BROADVIEW COURT
SWC	SOUTH WAVE COURT
WCH	PLANNED DEVELOPMENT ON WONG CHUK HANG STATION DEPOT
GG	GRANDVIEW GARDEN

Reference drawings


Rev	Date	Drawn	Description	Ch'kd	App'd
P4	NOV 17	MING	FOURTH ISSUE	HL	EC
P3	NOV 17	MING	THIRD ISSUE	HL	EC
P2	AUG 17	TSE	SECOND ISSUE	HL	EC
P1	JUL 17	TSE	FIRST ISSUE	HL	EC

M

**MOTT
MACDONALD**

20/F AIA Kowloon Tower
Landmark East
100 How Ming Street
Kwun Tong, Kowloon
Hong Kong
T +852 2828 5757
F +852 2827 1823
W mottmac.com

Client



Project

**TAI SHUE WAN DEVELOPMENT
AT OCEAN PARK**

Title

**ACTUAL LOCATION OF
IMPACT MONITORING**


Designed	HL	Eng check	JC
Drawn	MING	Coordination	HC
Dwg check	HL	Approved	EC
Scale at A1	1:4000	Status	PRE
Drawing Number		Rev	P4

APPENDIX E

© Mott MacDonald
 This document is issued for the party which commissioned it and for specific purposes connected with the captured project only. It should not be relied upon by any other party or used for any other purpose.
 We accept no responsibility for the consequences of this document being relied upon by any other party, or being used for any other purpose, or containing any error or omission which is due to an error or omission in data supplied to us by other parties.

I:\387094\DRAWING\FIG 4-1_P4.dwg DATE: 23/11/2017 TIME: 14:11:32 USER: ym42169

F. Calibration Certificates



Certificate of Calibration 校正證書

Certificate No. : C192696
證書編號

ITEM TESTED / 送檢項目 (Job No. / 序引編號 : IC19-0995) Date of Receipt / 收件日期 : 17 May 2019
Description / 儀器名稱 : Sound Level Meter
Manufacturer / 製造商 : Rion
Model No. / 型號 : NL-52
Serial No. / 編號 : 01010406
Supplied By / 委託者 : Envirotech Services Co.
Room 113, 1/F, My Loft, 9 Hoi Wing Road, Tuen Mun,
New Territories, Hong Kong

TEST CONDITIONS / 測試條件

Temperature / 溫度 : $(23 \pm 2)^{\circ}\text{C}$ Relative Humidity / 相對濕度 : $(50 \pm 25)\%$
Line Voltage / 電壓 : ---

TEST SPECIFICATIONS / 測試規範

Calibration


DATE OF TEST / 測試日期 : 26 May 2019

TEST RESULTS / 測試結果

The results apply to the particular unit-under-test only.
The results do not exceed manufacturer's specification. (after adjustment)
The results are detailed in the subsequent page(s).

The test equipment used for calibration are traceable to National Standards via :

- The Government of The Hong Kong Special Administrative Region Standard & Calibration Laboratory
- The Bruel & Kjaer Calibration Laboratory, Denmark
- Agilent Technologies / Keysight Technologies
- Fluke Everett Service Center, USA


Tested By : 
測試 : _____
H T Wong
Technical Officer

Certified By : 
核證 : _____
K C Lee
Engineer

Date of Issue : 29 May 2019
簽發日期

The test equipment used for calibration are traceable to the Nation Standards as specified in this certificate. This certificate shall not be reproduced except in full, without the prior written approval of this laboratory.

本證書所載校正用之測試器材均可溯源至國際標準。局部複印本證書需先獲本實驗所書面批准。



Certificate of Calibration

校正證書

Certificate No. : C192696
證書編號

- The unit-under-test (UUT) was allowed to stabilize in the laboratory for over 12 hours, and switched on to warm up for over 10 minutes before the commencement of the test.
- Self-calibration using the internal standard (After Adjustment) was performed before the test 6.1.1.2 to 6.3.2.
- The results presented are the mean of 3 measurements at each calibration point.
- Test equipment :

Equipment ID	Description	Certificate No.
CL280	40 MHz Arbitrary Waveform Generator	C190176
CL281	Multifunction Acoustic Calibrator	CDK1806821

5. Test procedure : MA101N.

6. Results :

6.1 Sound Pressure Level

6.1.1 Reference Sound Pressure Level

6.1.1.1 Before Adjustment

UUT Setting				Applied Value		UUT Reading (dB)	IEC 61672 Class 1 Spec. (dB)
Range (dB)	Function	Frequency Weighting	Time Weighting	Level (dB)	Freq. (kHz)		
30 - 130	L _A	A	Fast	94.00	1	* 92.2	± 1.1

* Out of IEC 61672 Class 1 Spec.

6.1.1.2 After Adjustment

UUT Setting				Applied Value		UUT Reading (dB)	IEC 61672 Class 1 Spec. (dB)
Range (dB)	Function	Frequency Weighting	Time Weighting	Level (dB)	Freq. (kHz)		
30 - 130	L _A	A	Fast	94.00	1	94.0	± 1.1

6.1.2 Linearity

UUT Setting				Applied Value		UUT Reading (dB)
Range (dB)	Function	Frequency Weighting	Time Weighting	Level (dB)	Freq. (kHz)	
30 - 130	L _A	A	Fast	94.00	1	94.0 (Ref.)
				104.00		104.0
				114.00		114.0

IEC 61672 Class 1 Spec. : ± 0.6 dB per 10 dB step and ± 1.1 dB for overall different.

The test equipment used for calibration are traceable to the Nation Standards as specified in this certificate. This certificate shall not be reproduced except in full, without the prior written approval of this laboratory.

本證書所載校正用之測試器材均可溯源至國際標準。局部複印本證書需先獲本實驗所書面批准。

Certificate of Calibration

校正證書

Certificate No. : C192696
證書編號

6.2 Time Weighting

UUT Setting				Applied Value		UUT Reading (dB)	IEC 61672 Class 1 Spec. (dB)
Range (dB)	Function	Frequency Weighting	Time Weighting	Level (dB)	Freq. (kHz)		
30 - 130	L _A	A	Fast	94.00	1	94.0	Ref.
			Slow			94.0	± 0.3

6.3 Frequency Weighting

6.3.1 A-Weighting

UUT Setting				Applied Value		UUT Reading (dB)	IEC 61672 Class 1 Spec. (dB)
Range (dB)	Function	Frequency Weighting	Time Weighting	Level (dB)	Freq.		
30 - 130	L _A	A	Fast	94.00	63 Hz	67.7	-26.2 ± 1.5
					125 Hz	77.8	-16.1 ± 1.5
					250 Hz	85.3	-8.6 ± 1.4
					500 Hz	90.7	-3.2 ± 1.4
					1 kHz	94.0	Ref.
					2 kHz	95.2	+1.2 ± 1.6
					4 kHz	95.0	+1.0 ± 1.6
					8 kHz	93.0	-1.1 (+2.1 ; -3.1)
					12.5 kHz	89.6	-4.3 (+3.0 ; -6.0)

6.3.2 C-Weighting

UUT Setting				Applied Value		UUT Reading (dB)	IEC 61672 Class 1 Spec. (dB)
Range (dB)	Function	Frequency Weighting	Time Weighting	Level (dB)	Freq.		
30 - 130	L _C	C	Fast	94.00	63 Hz	93.1	-0.8 ± 1.5
					125 Hz	93.8	-0.2 ± 1.5
					250 Hz	94.0	0.0 ± 1.4
					500 Hz	94.0	0.0 ± 1.4
					1 kHz	94.0	Ref.
					2 kHz	93.8	-0.2 ± 1.6
					4 kHz	93.2	-0.8 ± 1.6
					8 kHz	91.1	-3.0 (+2.1 ; -3.1)
					12.5 kHz	87.6	-6.2 (+3.0 ; -6.0)

The test equipment used for calibration are traceable to the Nation Standards as specified in this certificate. This certificate shall not be reproduced except in full, without the prior written approval of this laboratory.

本證書所載校正用之測試器材均可溯源至國際標準。局部複印本證書需先獲本實驗室書面批准。



輝創工程有限公司

Sun Creation Engineering Limited

Calibration & Testing Laboratory

Certificate of Calibration

校正證書

Certificate No. : C192696

證書編號

Remarks : - UUT Microphone Model No. : UC-59 & S/N : 04871

- Mfr's Spec. : IEC 61672 Class 1

- Uncertainties of Applied Value :

94 dB	: 63 Hz - 125 Hz	: ± 0.35 dB
	250 Hz - 500 Hz	: ± 0.30 dB
	1 kHz	: ± 0.20 dB
	2 kHz - 4 kHz	: ± 0.35 dB
	8 kHz	: ± 0.45 dB
	12.5 kHz	: ± 0.70 dB
104 dB	: 1 kHz	: ± 0.10 dB (Ref. 94 dB)
114 dB	: 1 kHz	: ± 0.10 dB (Ref. 94 dB)

- The uncertainties are for a confidence probability of not less than 95 %.

Note :

Only the original copy or the laboratory's certified true copy is valid.

The values given in this Certificate only relate to the values measured at the time of the test and any uncertainties quoted will not include allowance for the equipment long term drift, variations with environment changes, vibration and shock during transportation, overloading, mis-handling, or the capability of any other laboratory to repeat the measurement. Sun Creation Engineering Limited shall not be liable for any loss or damage resulting from the use of the equipment.

The test equipment used for calibration are traceable to the Nation Standards as specified in this certificate. This certificate shall not be reproduced except in full, without the prior written approval of this laboratory.

本證書所載校正用之測試器材均可溯源至國際標準。局部複印本證書需先獲本實驗所書面批准。

Sun Creation Engineering Limited – Calibration & Testing Laboratory

c/o 4/F, 1 Hing On Lane, Tuen Mun, New Territories, Hong Kong

輝創工程有限公司 — 校正及檢測實驗室

c/o 香港新界屯門興安里一號四樓

Tel/電話: (852) 2927 2606

Fax/傳真: (852) 2744 8986

E-mail/電郵: callab@suncreation.com

Website/網址: www.suncreation.com



Certificate of Calibration 校正證書

Certificate No. : C192695
證書編號

ITEM TESTED / 送檢項目 (Job No. / 序引編號 : IC19-0995) Date of Receipt / 收件日期 : 17 May 2019
Description / 儀器名稱 : Precision Acoustic Calibrator
Manufacturer / 製造商 : LARSON DAVIS
Model No. / 型號 : CAL200
Serial No. / 編號 : 11333
Supplied By / 委託者 : Envirotech Services Co.
Room 113, 1/F, My Loft, 9 Hoi Wing Road, Tuen Mun,
New Territories, Hong Kong

TEST CONDITIONS / 測試條件

Temperature / 溫度 : $(23 \pm 2)^{\circ}\text{C}$ Relative Humidity / 相對濕度 : $(50 \pm 25)\%$
Line Voltage / 電壓 : ---

TEST SPECIFICATIONS / 測試規範

Calibration check


DATE OF TEST / 測試日期 : 26 May 2019


TEST RESULTS / 測試結果

The results apply to the particular unit-under-test only.
The results do not exceed manufacturer's specification.
The results are detailed in the subsequent page(s).

The test equipment used for calibration are traceable to National Standards via :

- The Government of The Hong Kong Special Administrative Region Standard & Calibration Laboratory
- The Bruel & Kjaer Calibration Laboratory, Denmark
- Agilent Technologies / Keysight Technologies
- Fluke Everett Service Center, USA

Tested By : 
測試 : _____
H T Wong
Technical Officer

Certified By : 
核證 : _____
K O Lee
Engineer

Date of Issue : 29 May 2019
簽發日期

The test equipment used for calibration are traceable to the Nation Standards as specified in this certificate. This certificate shall not be reproduced except in full, without the prior written approval of this laboratory.

本證書所載校正用之測試器材均可溯源至國際標準。局部複印本證書需先獲本實驗所書面批准。



Certificate of Calibration

校正證書

Certificate No. : C192695
證書編號

- The unit-under-test (UUT) was allowed to stabilize in the laboratory for over 12 hours before the commencement of the test.
- The results presented are the mean of 3 measurements at each calibration point.
- Test equipment :

<u>Equipment ID</u>	<u>Description</u>	<u>Certificate No.</u>
CL130	Universal Counter	C183775
CL281	Multifunction Acoustic Calibrator	CDK1806821
TST150A	Measuring Amplifier	C181288

- Test procedure : MA100N.
- Results :

5.1 Sound Level Accuracy

UUT Nominal Value	Measured Value (dB)	Mfr's Spec. (dB)	Uncertainty of Measured Value (dB)
94 dB, 1 kHz	93.8	± 0.2	± 0.2
114 dB, 1 kHz	113.8		

5.2 Frequency Accuracy

UUT Nominal Value (kHz)	Measured Value (kHz)	Mfr's Spec.	Uncertainty of Measured Value (Hz)
1	1.000	1 kHz ± 1 %	± 1

Remark : The uncertainties are for a confidence probability of not less than 95 %.

Note :
Only the original copy or the laboratory's certified true copy is valid.

The values given in this Certificate only relate to the values measured at the time of the test and any uncertainties quoted will not include allowance for the equipment long term drift, variations with environment changes, vibration and shock during transportation, overloading, mis-handling, or the capability of any other laboratory to repeat the measurement. Sun Creation Engineering Limited shall not be liable for any loss or damage resulting from the use of the equipment.



輝創工程有限公司

Sun Creation Engineering Limited

Calibration and Testing Laboratory

Certificate of Calibration 校正證書

Certificate No. : C175727
證書編號

ITEM TESTED / 送檢項目 (Job No. / 序引編號 : IC17-2277)

Date of Receipt / 收件日期 : 3 October 2017

Description / 儀器名稱 : Anemometer

Manufacturer / 製造商 : Lutron

Model No. / 型號 : AM-4201

Serial No. / 編號 : AF.27513

Supplied By / 委託者 : Envirotech Services Co.

Room 113, 1/F, My Loft, 9 Hoi Wing Road, Tuen Mun,
New Territories, Hong Kong

TEST CONDITIONS / 測試條件

Temperature / 溫度 : $(23 \pm 2)^\circ\text{C}$

Relative Humidity / 相對濕度 : $(55 \pm 20)\%$

Line Voltage / 電壓 : ---

TEST SPECIFICATIONS / 測試規範

Calibration check

DATE OF TEST / 測試日期 : 13 October 2017

TEST RESULTS / 測試結果

The results apply to the particular unit-under-test only.


The results are detailed in the subsequent page(s).

The test equipment used for calibration are traceable to National Standards via :

- Testo Industrial Services GmbH, Germany

Tested By
測試

:


H C Chan
Engineer

Certified By
核證

:


K C Lee
Engineer

Date of Issue
簽發日期

:

16 October 2017

The test equipment used for calibration are traceable to the Nation Standards as specified in this certificate. This certificate shall not be reproduced except in full, without the prior written approval of this laboratory.

本證書所載校正用之測試器材均可溯源至國際標準。局部複印本證書需先獲本實驗室書面批准。

Sun Creation Engineering Limited - Calibration & Testing Laboratory

c/o 4/F, Tsing Shan Wan Exchange Building, 1 Hing On Lane, Tuen Mun, New Territories, Hong Kong

輝創工程有限公司 - 校正及檢測實驗室

c/o 香港新界屯門興安里一號青山灣機樓四樓

Tel 電話: 2927 2606

Fax 傳真: 2744 8986

E-mail 電郵: callab@suncreation.com

Website 網址: www.suncreation.com

Certificate of Calibration

校正證書

Certificate No. : C175727

證書編號

1. The unit-under-test (UUT) was allowed to stabilize in the laboratory for over 12 hours before the commencement of the test.
2. The results presented are the mean of 10 measurements at each calibration point.
3. Test equipment :

<u>Equipment ID</u>	<u>Description</u>	<u>Certificate No.</u>
CL386	Multi-function Measuring Instrument	S16493

4. Test procedure : MA130N.

5. Results :

Air Velocity

Applied Value (m/s)	UUT Reading (m/s)	Measured Correction		
		Value (m/s)	Measurement Uncertainty	
			Expanded Uncertainty (m/s)	Coverage Factor
1.9	1.7	+0.2	0.2	2.0
4.0	3.8	+0.2	0.2	2.0
6.0	5.9	+0.1	0.3	2.0
8.0	8.0	0.0	0.3	2.0
10.0	10.1	-0.1	0.4	2.0

Remarks : - The Measured Corrections are defined as :
Value = Applied Value - UUT Reading

- The expanded uncertainties are for a level of confidence of 95 %.

Note :

Only the original copy or the laboratory's certified true copy is valid.

The values given in this Certificate only relate to the values measured at the time of the test and any uncertainties quoted will not include allowance for the equipment long term drift, variations with environment changes, vibration and shock during transportation, overloading, mis-handling, or the capability of any other laboratory to repeat the measurement. Sun Creation Engineering Limited shall not be liable for any loss or damage resulting from the use of the equipment.

The test equipment used for calibration are traceable to the Nation Standards as specified in this certificate. This certificate shall not be reproduced except in full, without the prior written approval of this laboratory.

本證書所載校正用之測試器材均可溯源至國際標準。局部深印本證書需先獲本實驗室書面批准。

Sun Creation Engineering Limited Calibration & Testing Laboratory

c/o 4F, Tsing Shan Wan Exchange Building, 1 Hing On Lane, Tuen Mun, New Territories, Hong Kong

輝創工程有限公司 校正及檢測實驗室

c/o 香港新界屯門興安里一號青山灣機樓四樓

Tel 電話: 2927 2606

Fax 傳真: 2744 8986

E-mail 電郵: callab@suncreation.com

Website 網址: www.suncreation.com

G. Event and Action Plan

Event and Action Plan for Construction Noise

Event	Action			
	ET	IEC	ER	Contractor
Action Level	<ol style="list-style-type: none"> 1. Notify ER, IEC and Contractor; 2. Carry out investigation; 3. Report the results of investigation to the IEC, ER and Contractor; 4. Discuss with the IEC and Contractor on remedial measures required; 5. Increase monitoring frequency to check mitigation effectiveness. 	<ol style="list-style-type: none"> 1. Review the investigation results submitted by the ET; 2. Review the proposed remedial measures by the Contractor and advise the ER accordingly; 3. Advise the ER on the effectiveness of the proposed remedial measures. 	<ol style="list-style-type: none"> 1. Confirm receipt of notification of failure in writing; 2. Notify Contractor; 3. In consolidation with the IEC, agree with the Contractor on the remedial measures to be implemented; 4. Supervise the implementation of remedial measures. 	<ol style="list-style-type: none"> 1. Submit noise mitigation proposals to IEC and ER; 2. Implement noise mitigation proposals.
Limit Level	<ol style="list-style-type: none"> 1. Inform IEC, ER, Contractor and EPD; 2. Repeat measurements to confirm findings; 3. Increase monitoring frequency; 4. Identify source and investigate the cause of exceedance; 5. Carry out analysis of Contractor's working procedures; 6. Discuss with the IEC, Contractor and ER on remedial measures required; 7. Assess effectiveness of Contractor's remedial actions and keep IEC, EPD and ER informed of the results; 8. If exceedance stops, cease additional monitoring. 	<ol style="list-style-type: none"> 1. Discuss amongst ER, ET, and Contractor on the potential remedial actions; 2. Review Contractor's remedial actions whenever necessary to assure their effectiveness and advise the ER accordingly. 	<ol style="list-style-type: none"> 1. Confirm receipt of notification of failure in writing; 2. Notify Contractor; 3. In consolidation with the IEC, agree with the Contractor on the remedial measures to be implemented; 4. Supervise the implementation of remedial measures; 5. If exceedance continues, consider stopping the Contractor to continue working on that portion of work which causes the exceedance until the exceedance is abated. 	<ol style="list-style-type: none"> 1. Take immediate action to avoid further exceedance; 2. Submit proposals for remedial actions to IEC and ER within 3 working days of notification; 3. Implement the agreed proposals; 4. Submit further proposal if problem still not under control; 5. Stop the relevant portion of works as instructed by the ER until the exceedance is abated.

Event and Action Plan for Landscape and Visual Impact during Construction Phase

Action Level	Environmental Team Leader (ETL)	Independent Environmental Checker (IEC)	Engineer's Representative (ER)	Contractor
Non-conformity on one occasion	<ol style="list-style-type: none"> 1. Identify source 2. Inform the IEC and the ER 3. Discuss remedial actions with the IEC, the ER and the Contractor 4. Monitor remedial action until rectification has been completed 	<ol style="list-style-type: none"> 1. Check report 2. Check the Contractor's working method 3. Discuss with the ER and the Contractor on possible remedial measures 4. Advise the ER on effectiveness of proposed remedial measures 	<ol style="list-style-type: none"> 1. Notify the Contractor 2. Ensure remedial measures are properly implemented 	<ol style="list-style-type: none"> 1. Amend working methods 2. Rectify damage and undertake remedial measures or any necessary replacement
Repeated Non-conformity	<ol style="list-style-type: none"> 1. Identify source 2. Inform the IEC and the ER 3. Increase monitoring (site audit) frequency 4. Discuss remedial actions with the IEC, the ER and the Contractor 5. Monitor remedial actions until rectification has been completed 6. If exceedance stops, cease additional monitoring (site audit) 	<ol style="list-style-type: none"> 1. Check report 2. Check the Contractor's working method 3. Discuss with the ER and the Contractor on possible remedial measures 4. Advise the ER on effectiveness of proposed remedial measures 5. Supervise implementation of remedial measures 		

H. Impact Monitoring Schedule

I. Noise Monitoring Data

Noise Monitoring Data - Summary of Construction Noise Monitoring Results (30mins), dB(A)

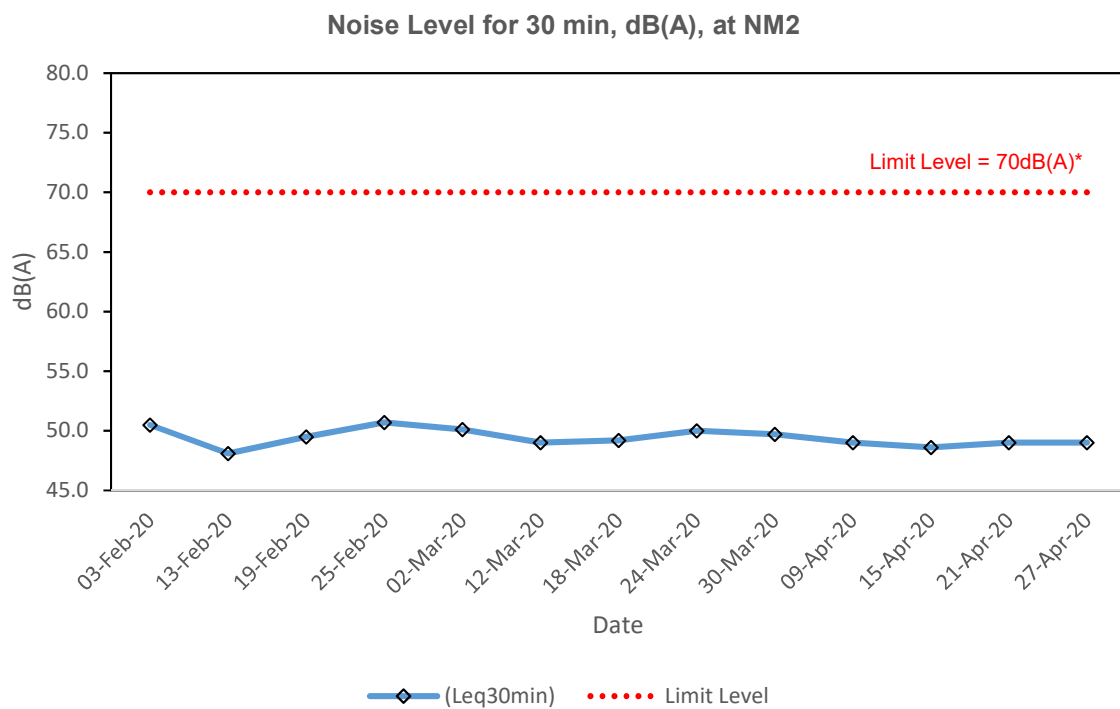
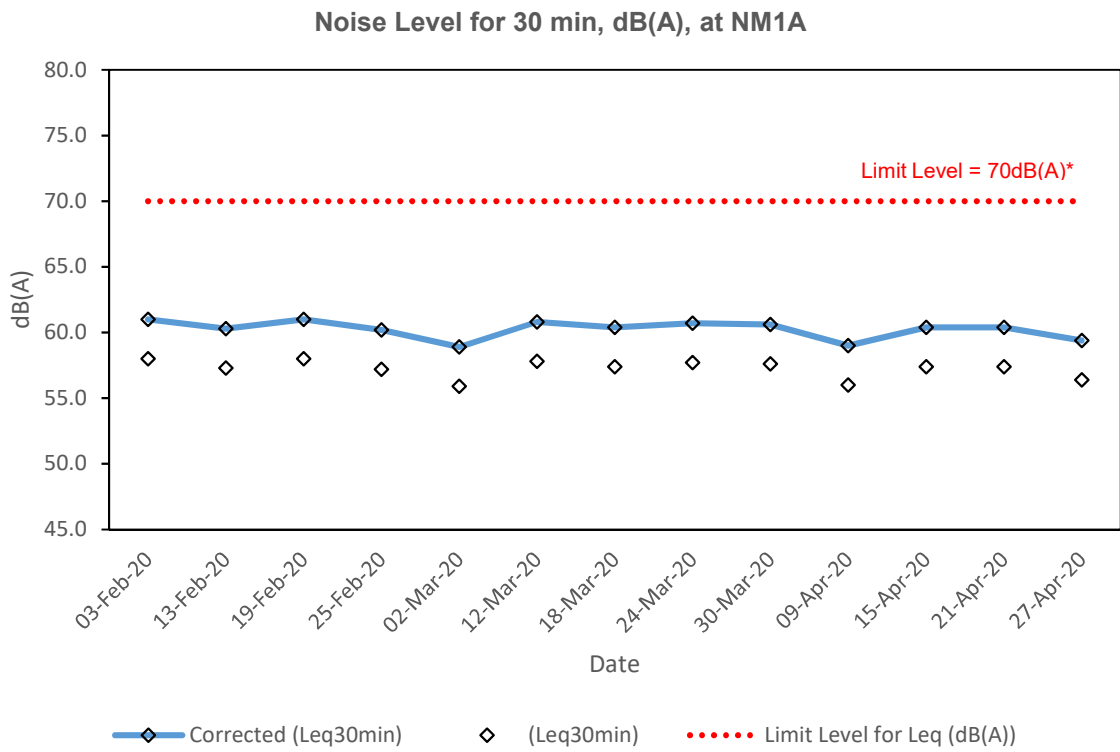
NM1A - Slope near the Victoria Shanghai Academy							
Date	Time		Noise Levels, dB(A)			Wind Speed (ms-1)	Limit Level for L _{eq} (30min/dB(A))
	Start	Finish	Corrected L _{eq} (30min) ⁽¹⁾	Corrected L ₉₀ ⁽¹⁾	Corrected L ₁₀ ⁽¹⁾		
09-Apr-20	10:10	10:40	59.0	55.5	61.2	0.5	70
15-Apr-20	10:00	10:30	60.4	58.3	62.0	0.5	70
21-Apr-20	10:20	10:50	60.4	59.2	62.3	0.5	70
27-Apr-20	10:20	10:50	59.4	56.7	62.4	0.4	70

NM2 - Hong Kong Juvenile Care Centre							
Date	Time		Noise Levels, dB(A)			Wind Speed (ms-1)	Limit Level for L _{eq} (30min/dB(A))
	Start	Finish	L _{eq} (30min)	L ₉₀	L ₁₀		
09-Apr-20	09:25	09:55	49.0	46.0	50.9	0.5	70
15-Apr-20	09:20	09:50	48.6	46.8	49.9	0.5	70
21-Apr-20	09:25	09:55	49.0	45.7	51.2	0.5	70
27-Apr-20	09:35	10:05	49.0	44.4	51.4	0.6	70

(1) A free field correction of +3dB(A) has been made to these measurements as specified in the EM&A Manual and EPD guidelines.

J. Graphical Plots for Noise Monitoring Data

Graphical Plot for Noise Monitoring Data (April 2020)

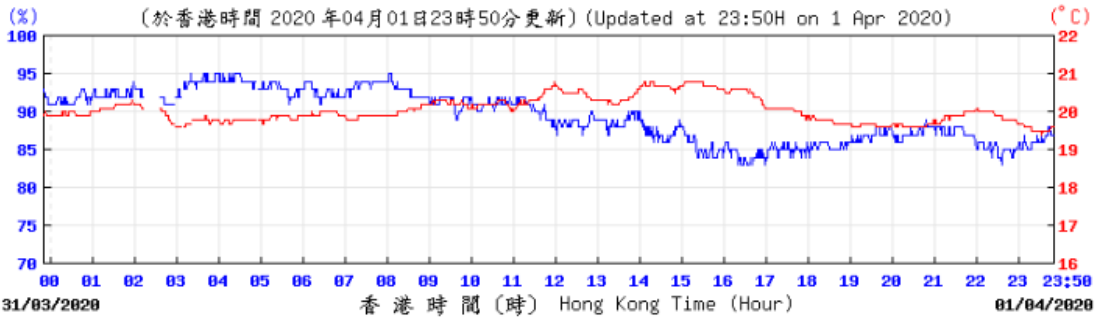


K. Meteorological Data

Wong Chuk Hang Station

01/04/2020

Temperature/Humidity:



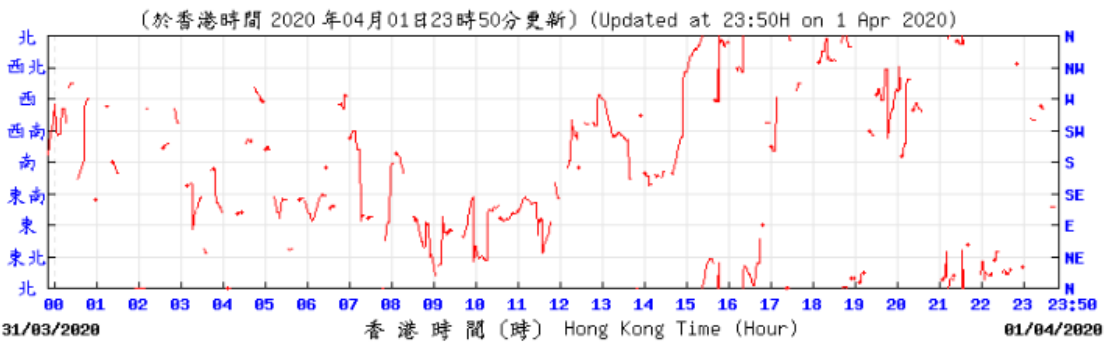
HKS

© 香港天文台 Hong Kong Observatory

Pressure:



Wind Direction:

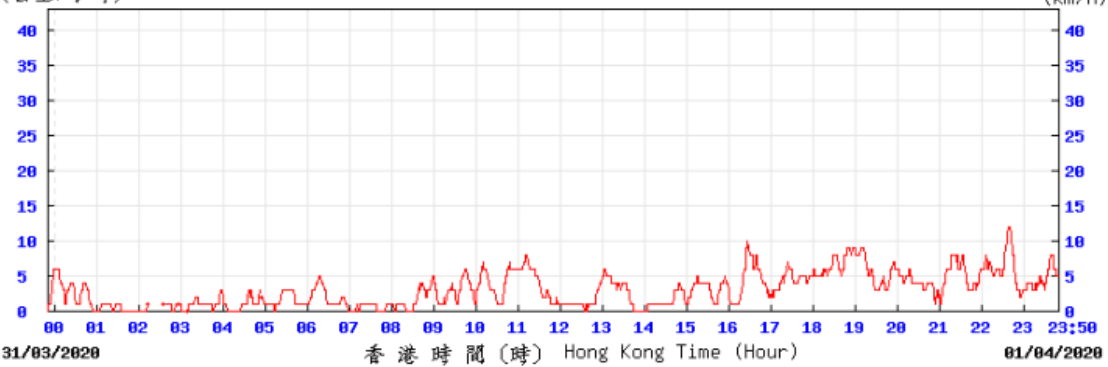


HKS

© 香港天文台 Hong Kong Observatory

Wind Speed:

(公里/小時) (於香港時間 2020 年 4 月 1 日23時50分更新) (Updated at 23:50H on 1 Apr 2020)

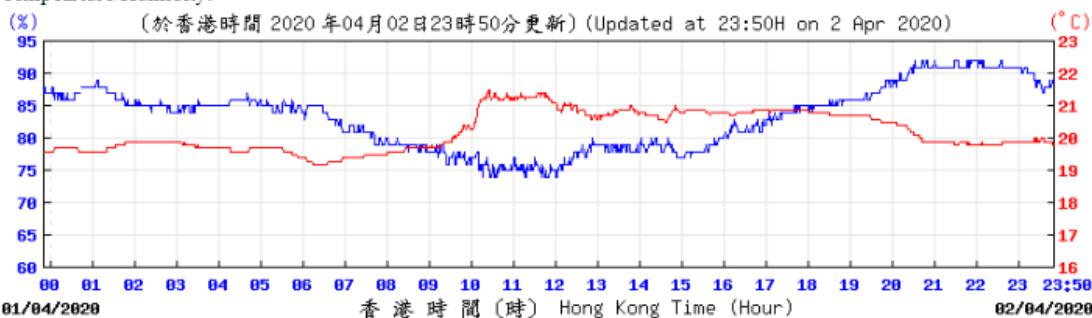


HKS

© 香港天文台 Hong Kong Observatory

02/04/2020

Temperature/Humidity:

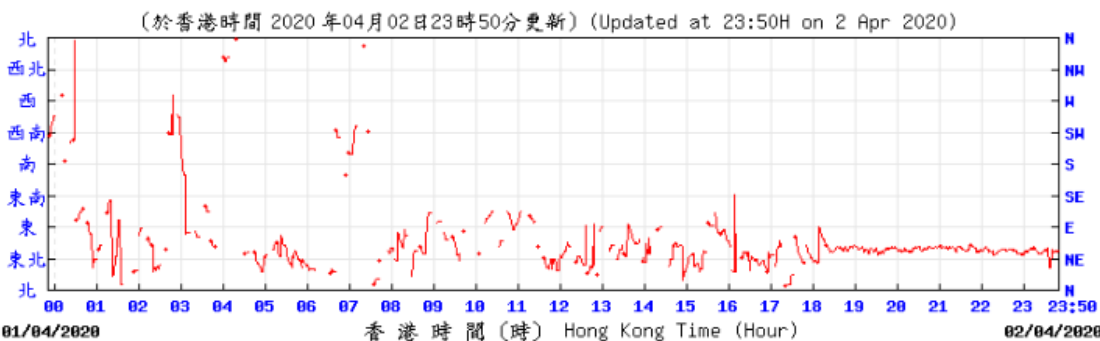


© 香港天文台 Hong Kong Observatory

Pressure:

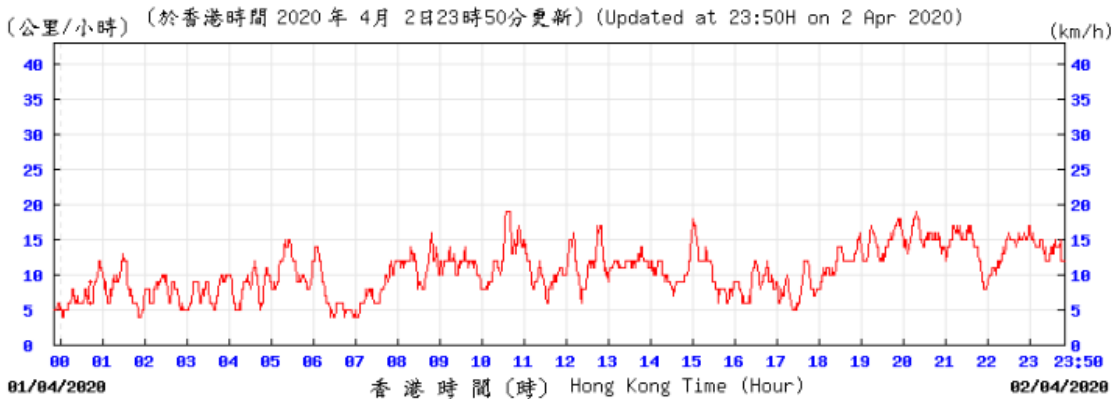


Wind Direction:



© 香港天文台 Hong Kong Observatory

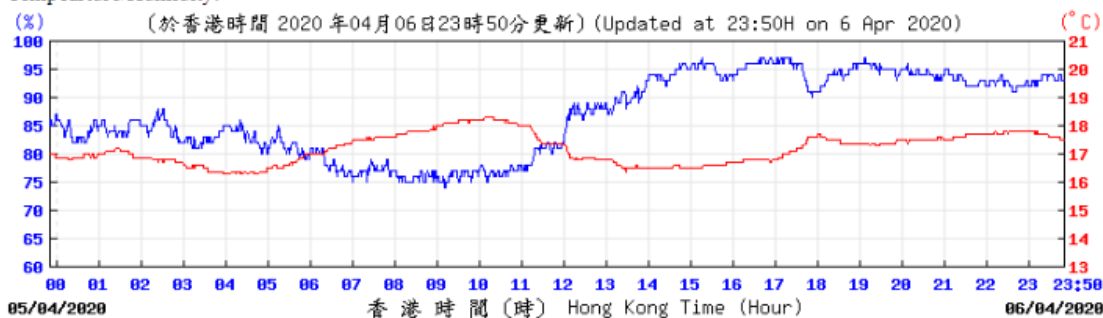
Wind Speed:



© 香港天文台 Hong Kong Observatory

06/04/2020

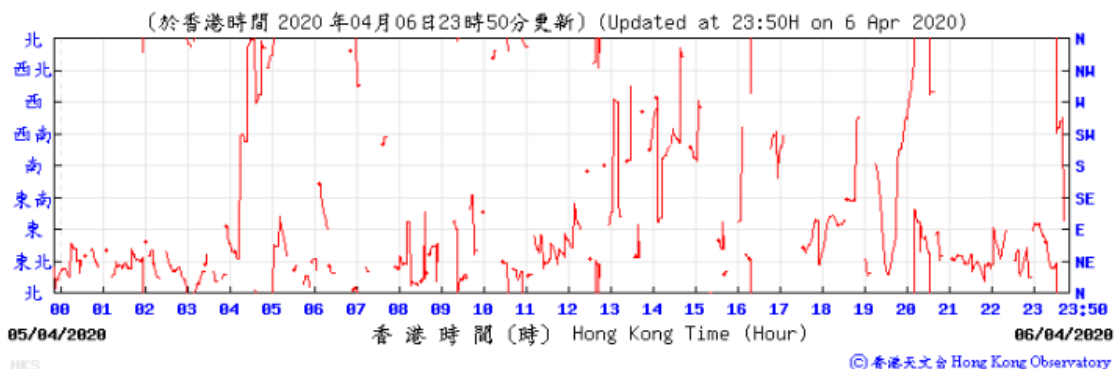
Temperature Humidity:



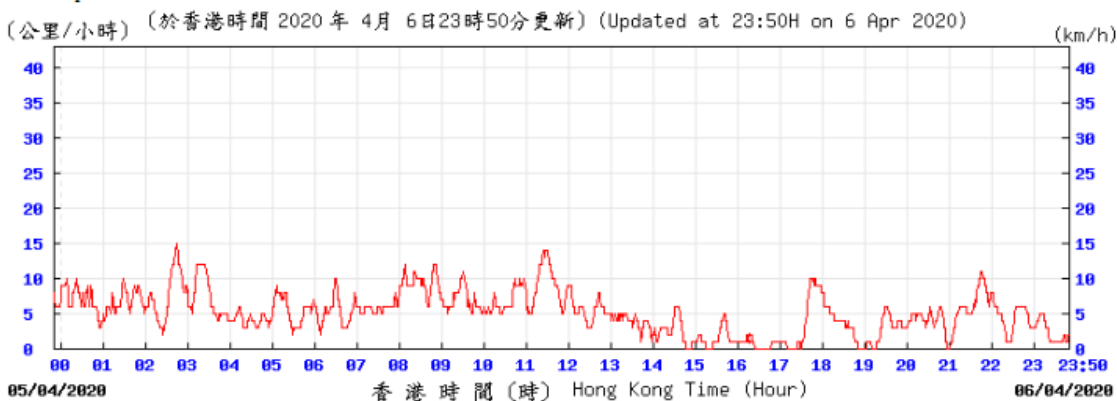
Pressure:



Wind Direction:

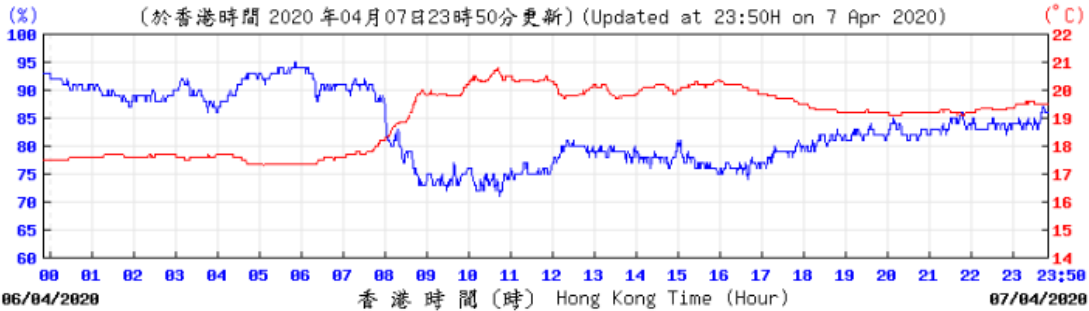


Wind Speed:



07/04/2020

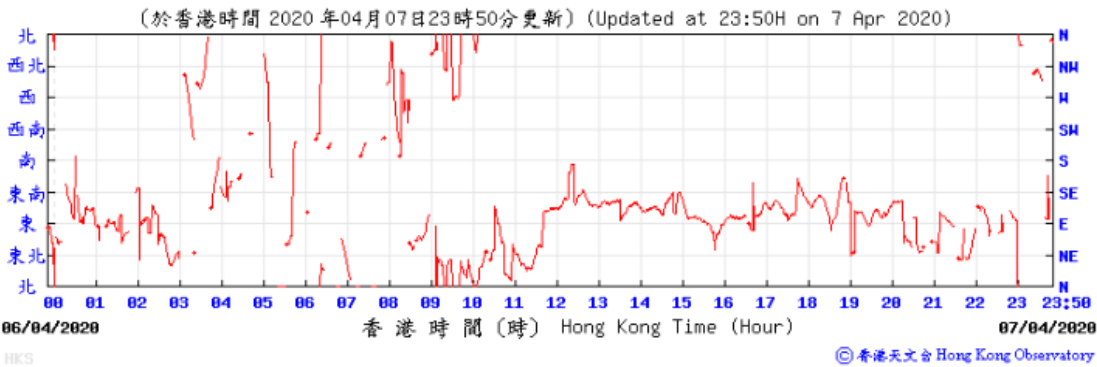
Temperature/Humidity:



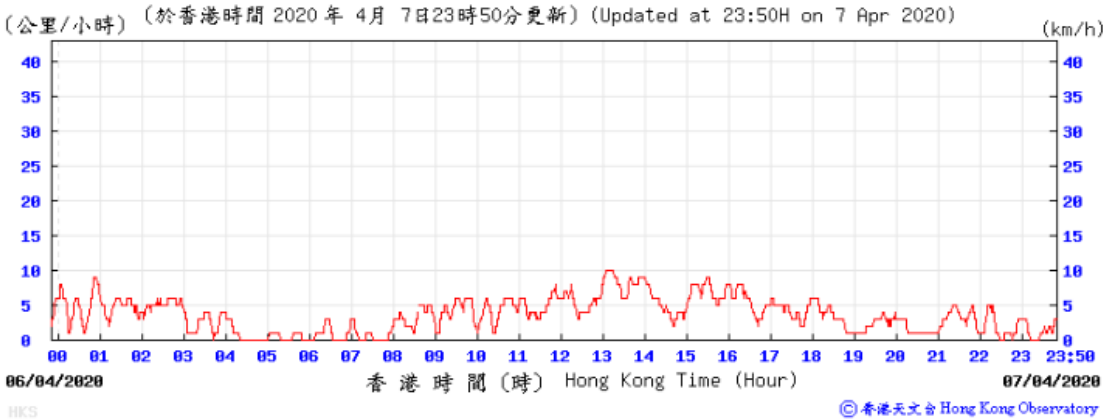
Pressure:



Wind Direction:

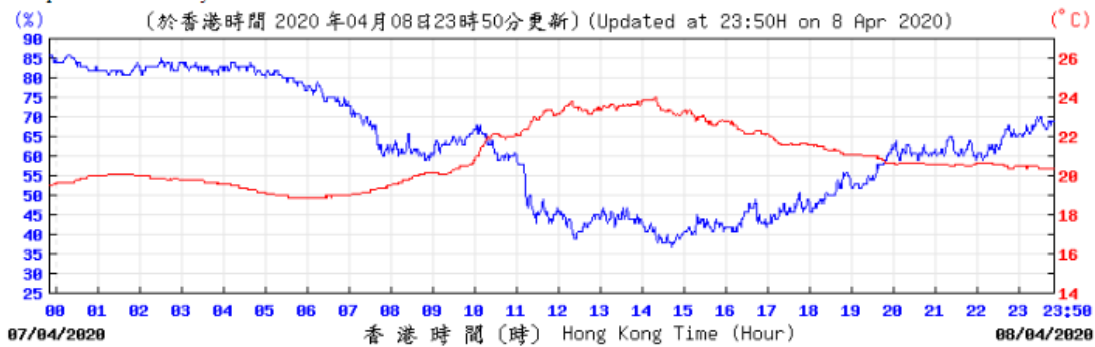


Wind Speed:



08/04/2020

Temperature/Humidity:

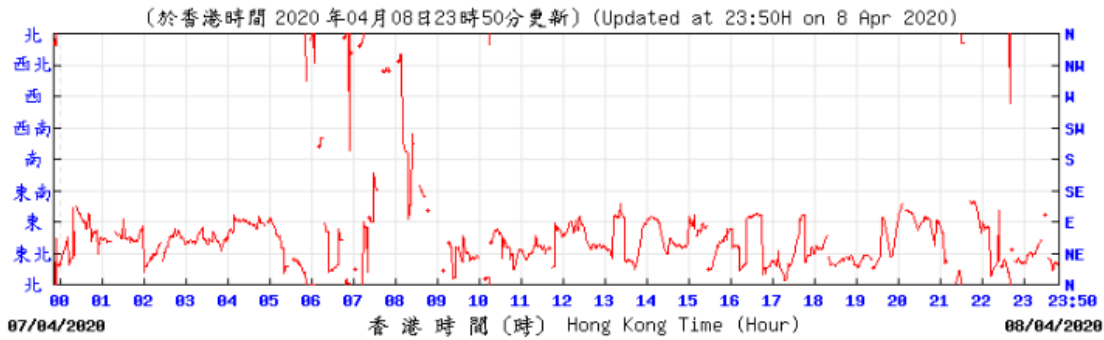


© 香港天文台 Hong Kong Observatory

Pressure:

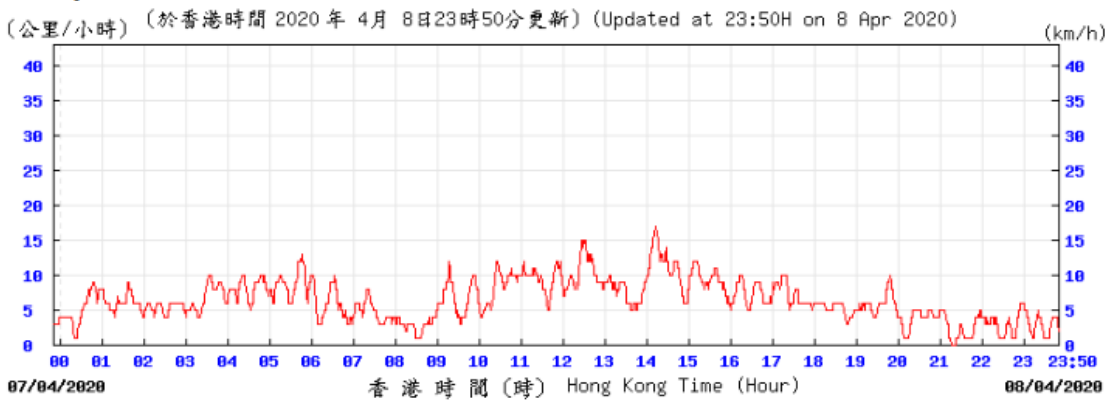


Wind Direction:



© 香港天文台 Hong Kong Observatory

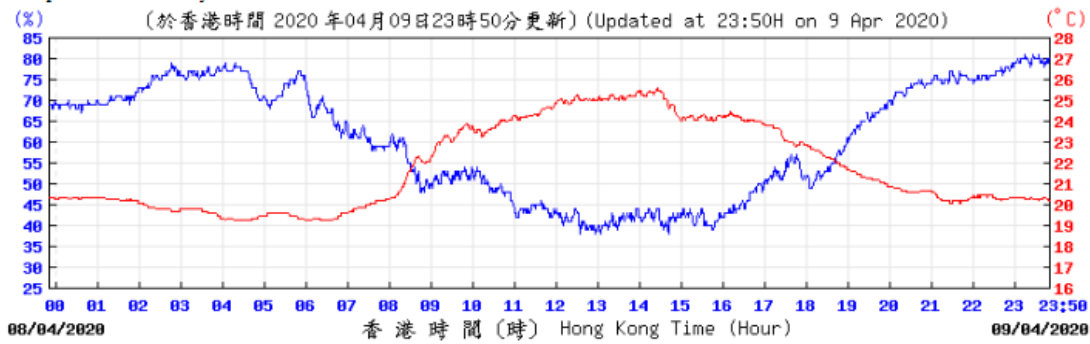
Wind Speed:



© 香港天文台 Hong Kong Observatory

09/04/2020

Temperature/Humidity:



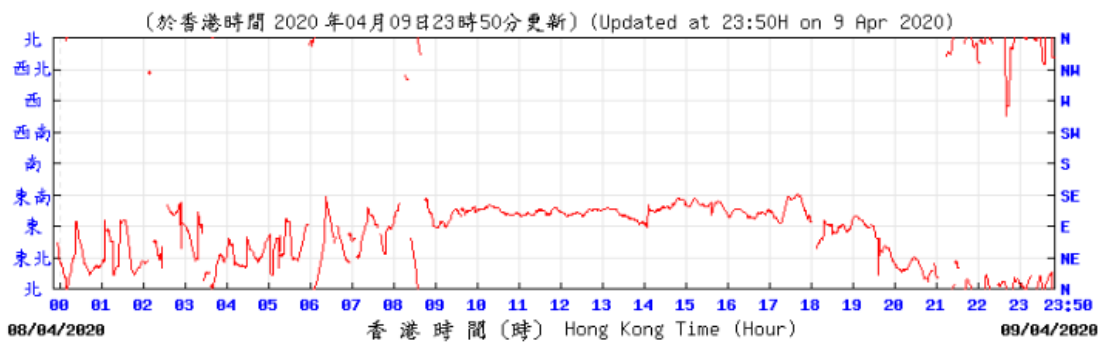
HKS

© 香港天文台 Hong Kong Observatory

Pressure:



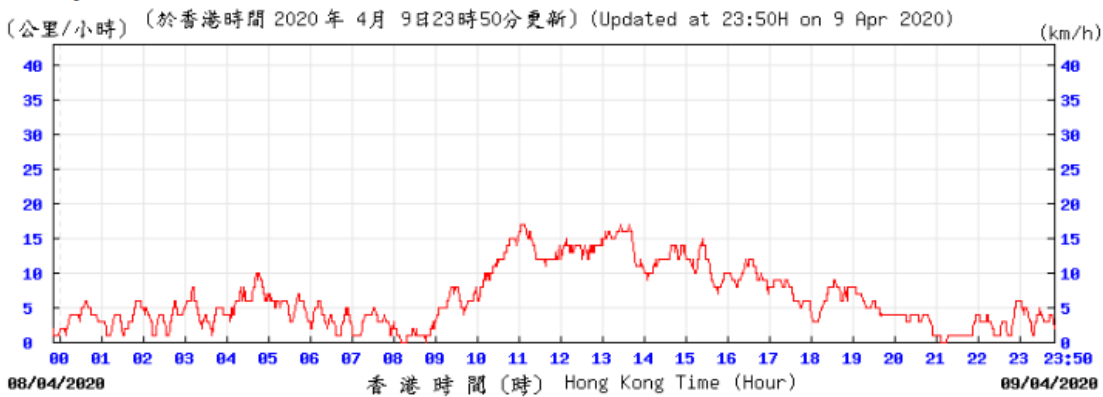
Wind Direction:



HKS

© 香港天文台 Hong Kong Observatory

Wind Speed:

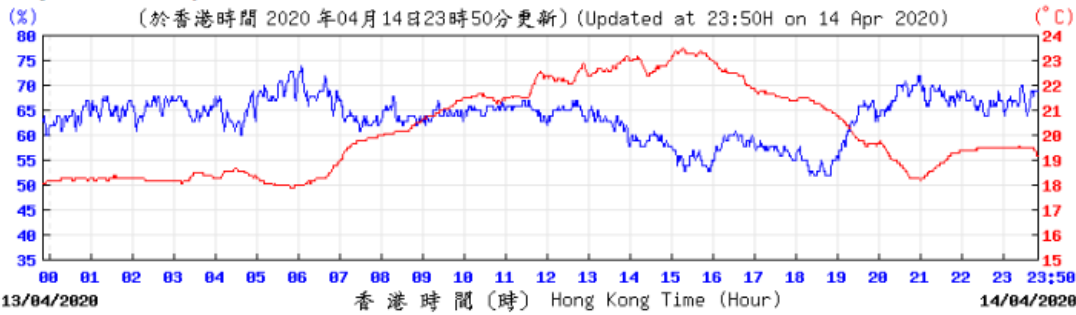


HKS

© 香港天文台 Hong Kong Observatory

14/04/2020

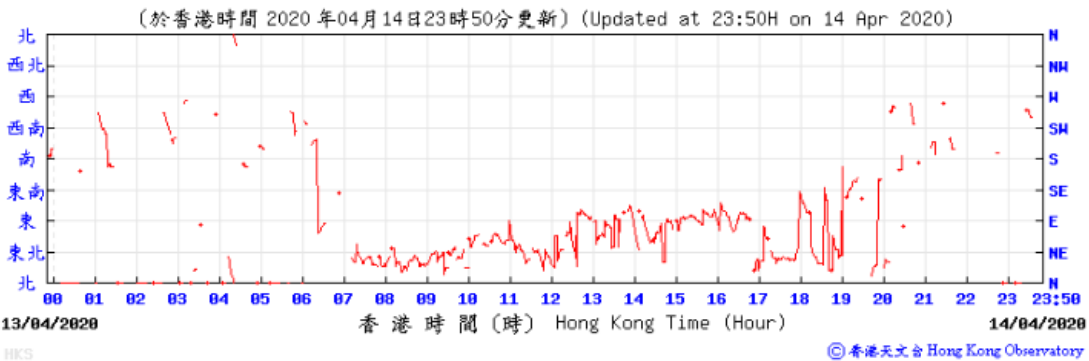
Temperature/Humidity:



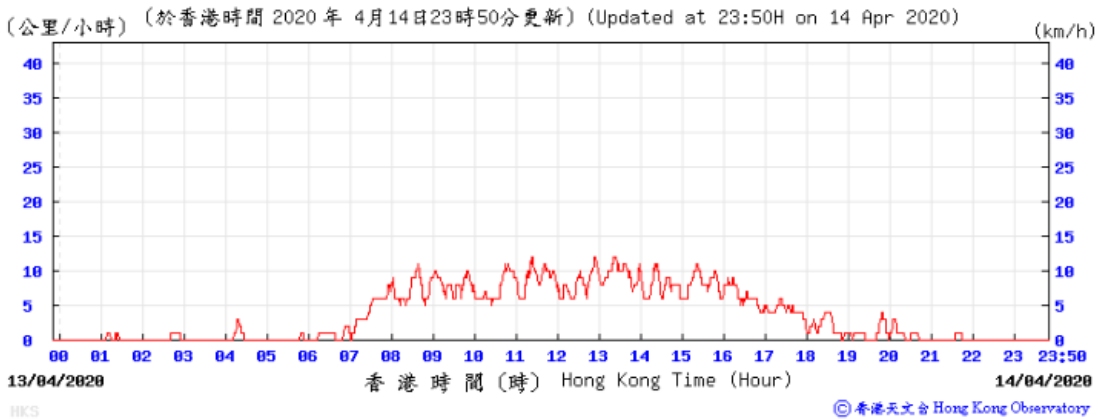
Pressure:



Wind Direction:

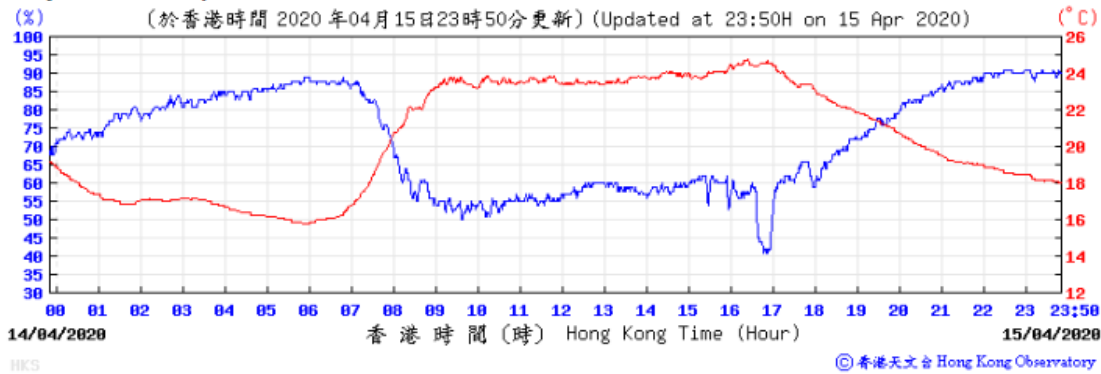


Wind Speed:



15/04/2020

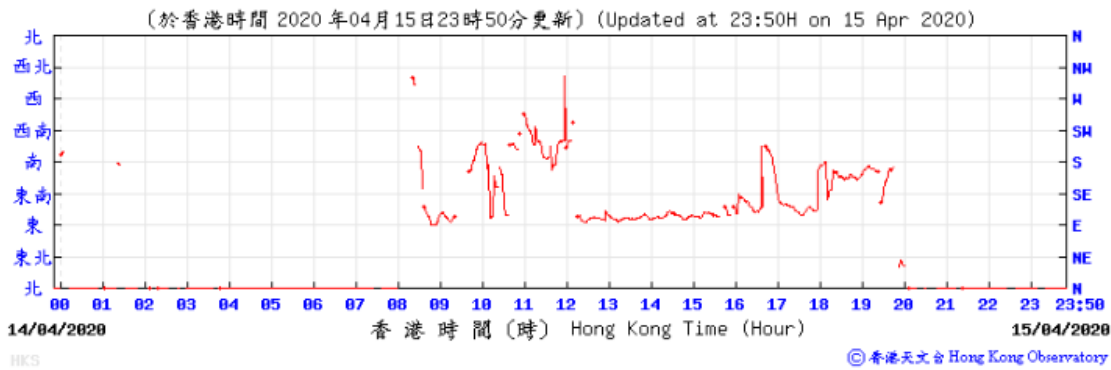
Temperature/Humidity:



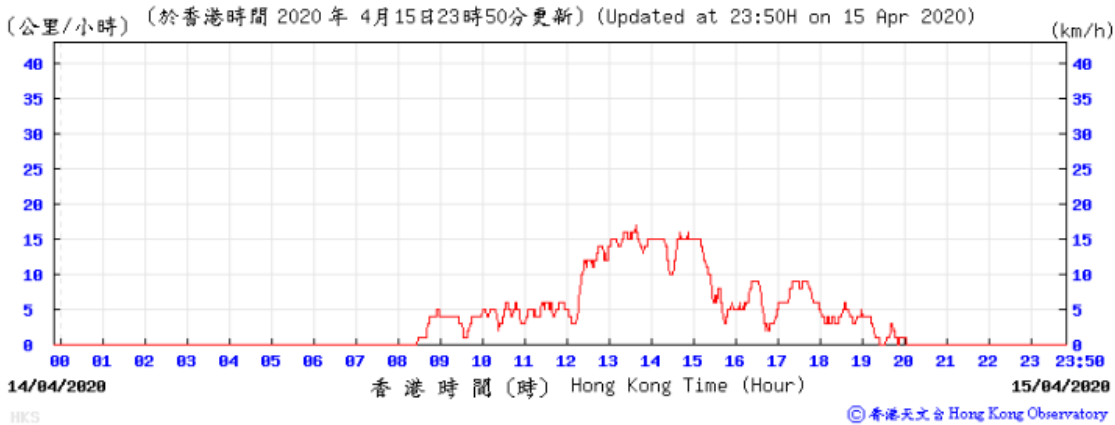
Pressure:



Wind Direction:

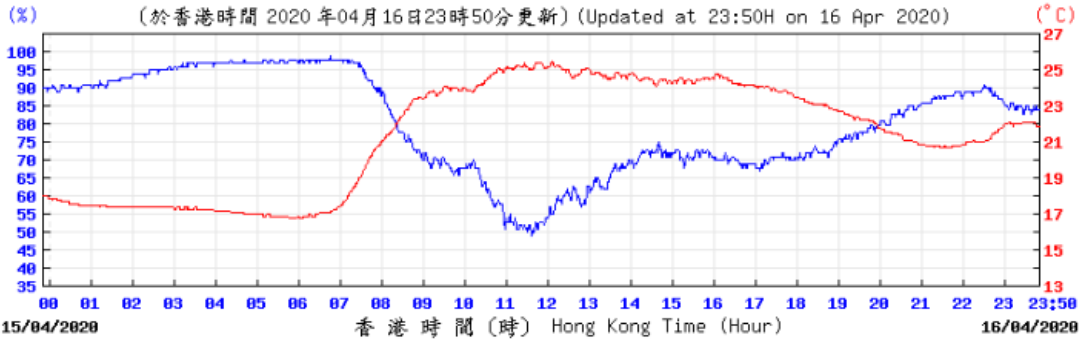


Wind Speed:



16/04/2020

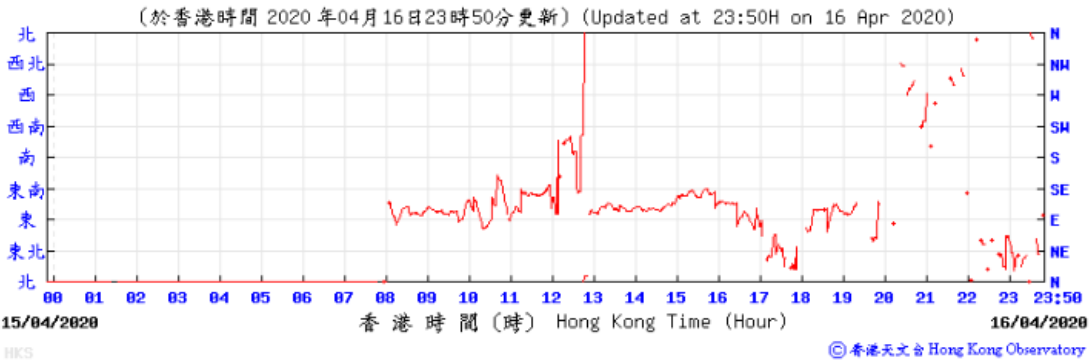
Temperature/Humidity:



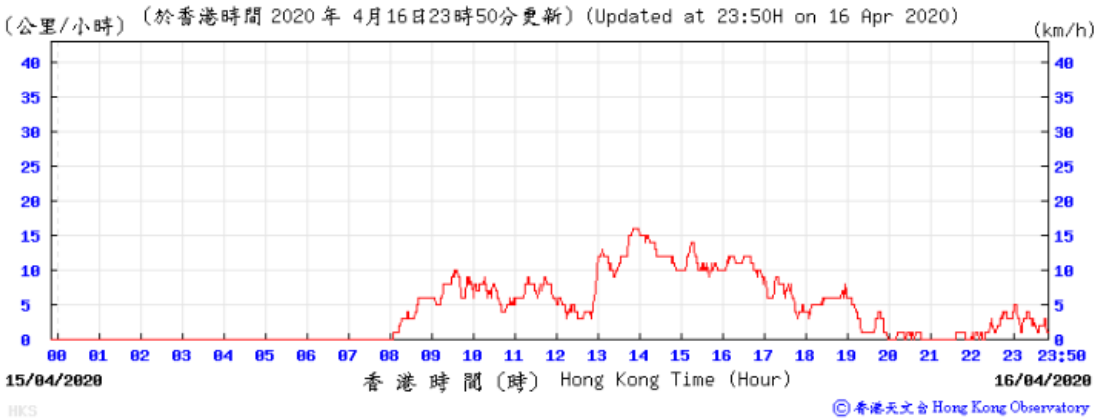
Pressure:



Wind Direction:

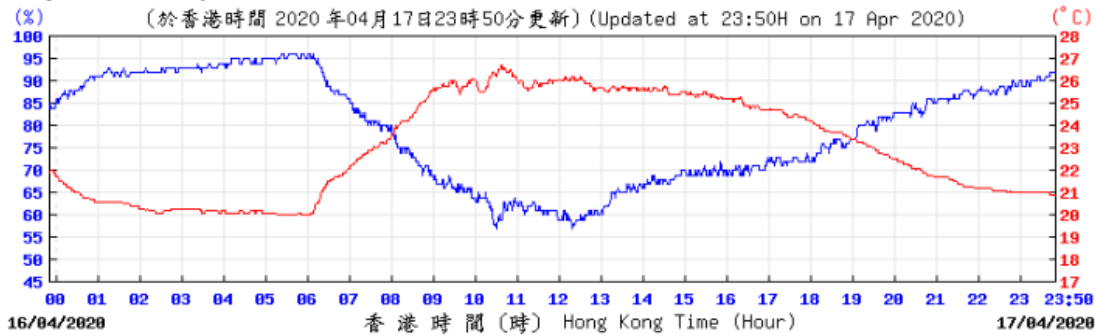


Wind Speed:



17/04/2020

Temperature/Humidity:

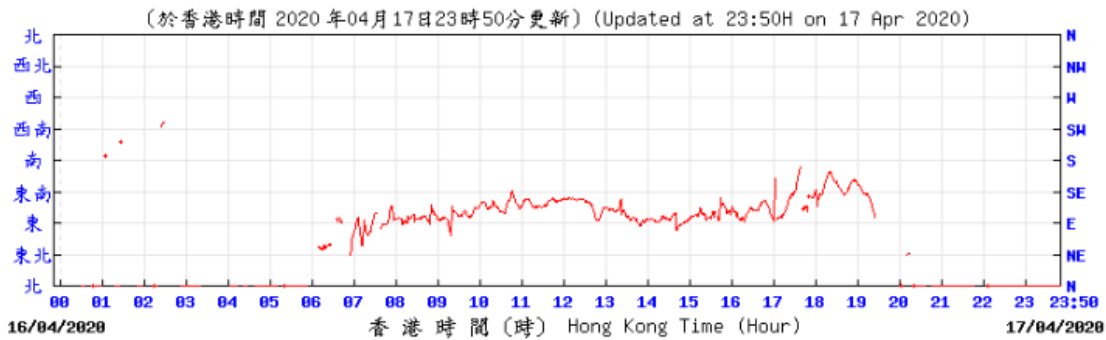


© 香港天文台 Hong Kong Observatory

Pressure:

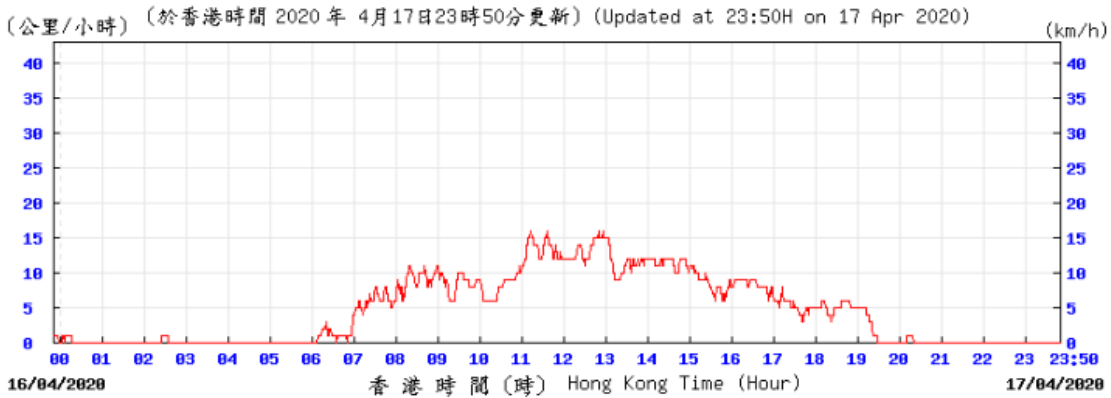


Wind Direction:



© 香港天文台 Hong Kong Observatory

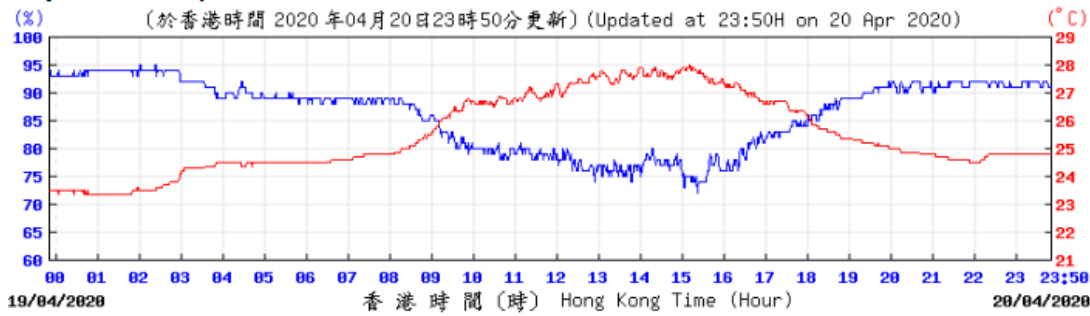
Wind Speed:



© 香港天文台 Hong Kong Observatory

20/04/2020

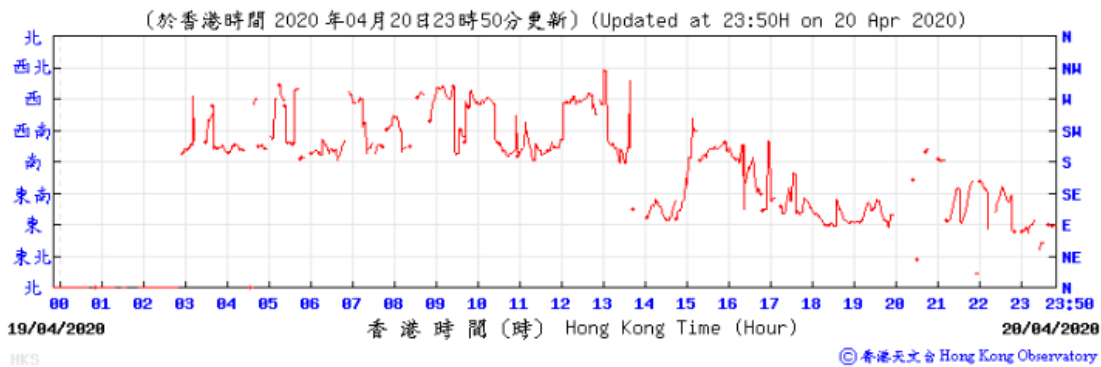
Temperature/Humidity:



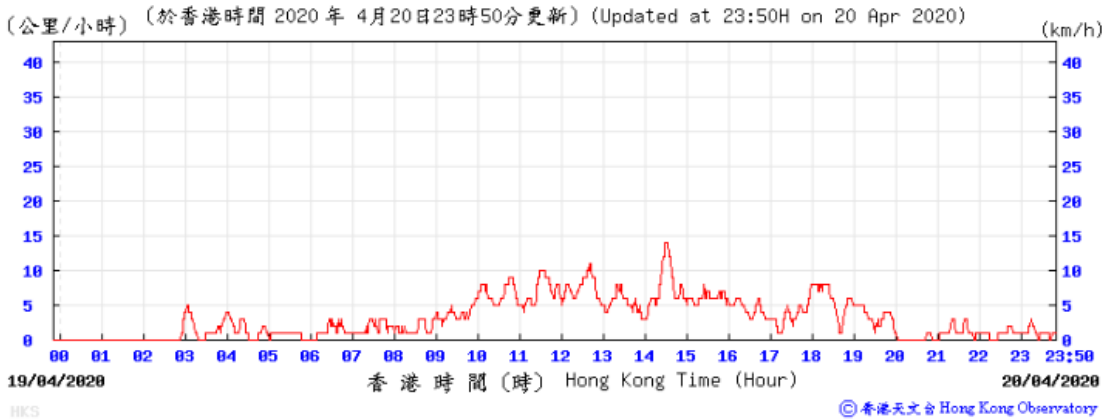
Pressure:



Wind Direction:

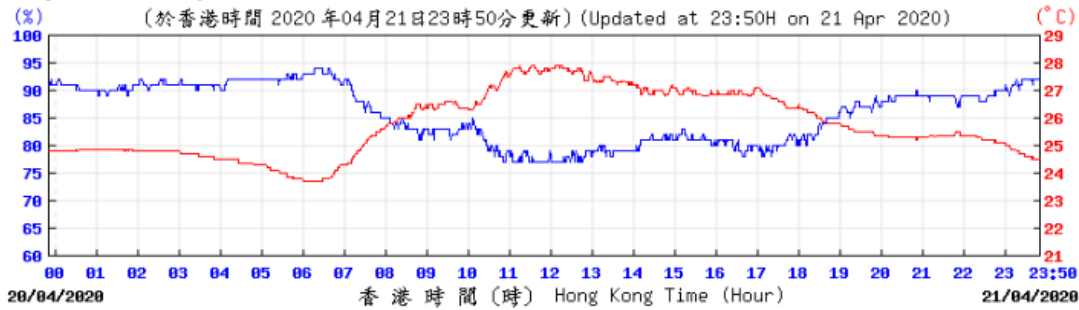


Wind Speed:



21/04/2020

Temperature/Humidity:

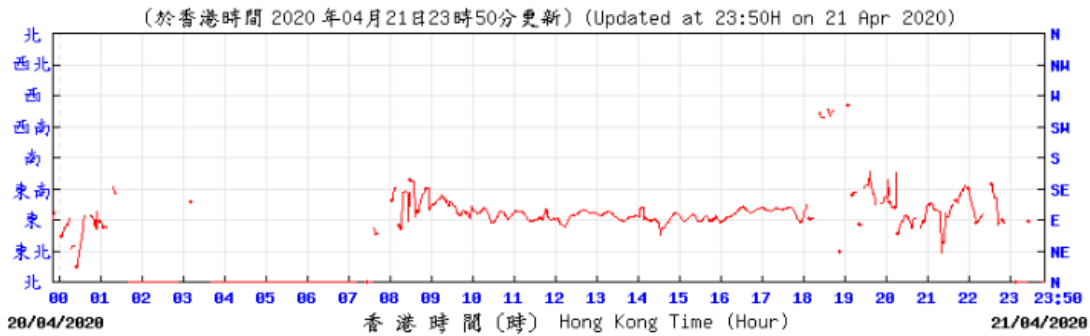


© 香港天文台 Hong Kong Observatory

Pressure:

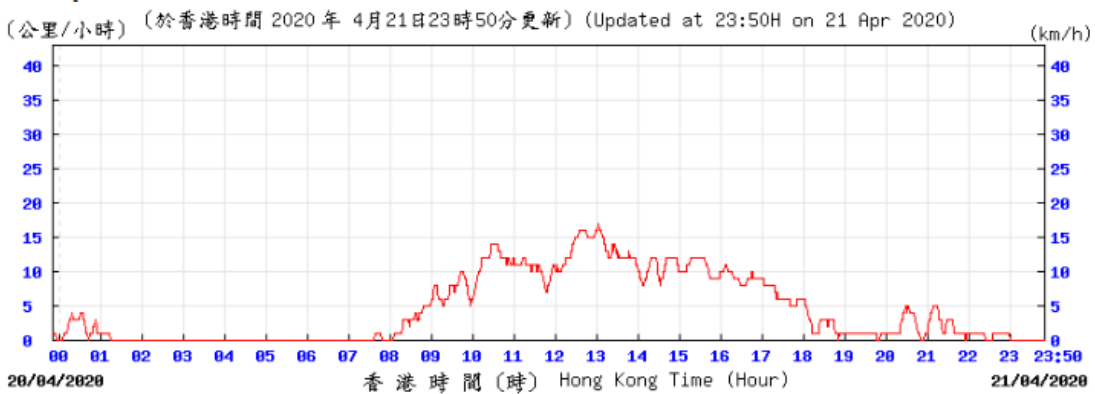


Wind Direction:



© 香港天文台 Hong Kong Observatory

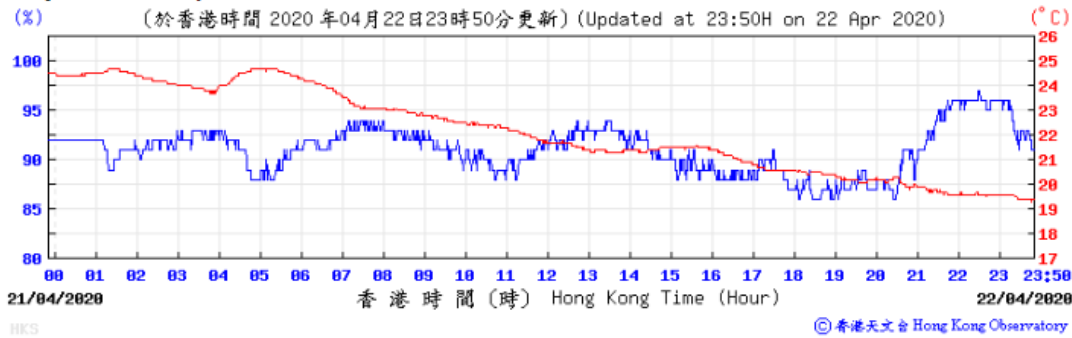
Wind Speed:



© 香港天文台 Hong Kong Observatory

22/04/2020

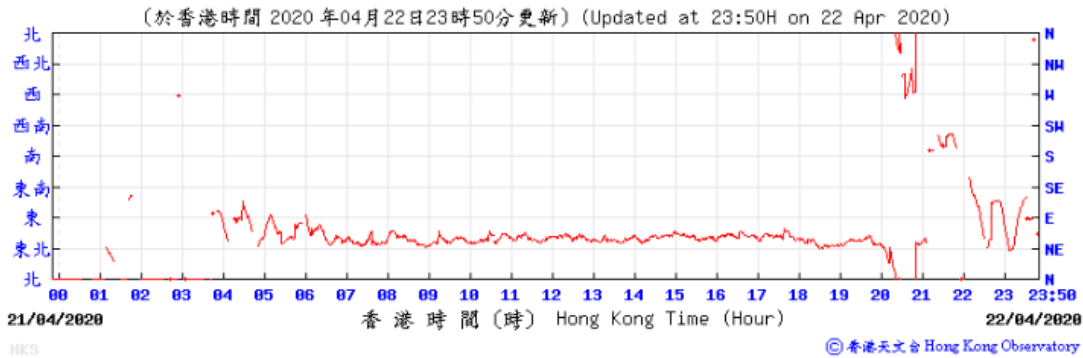
Temperature/Humidity:



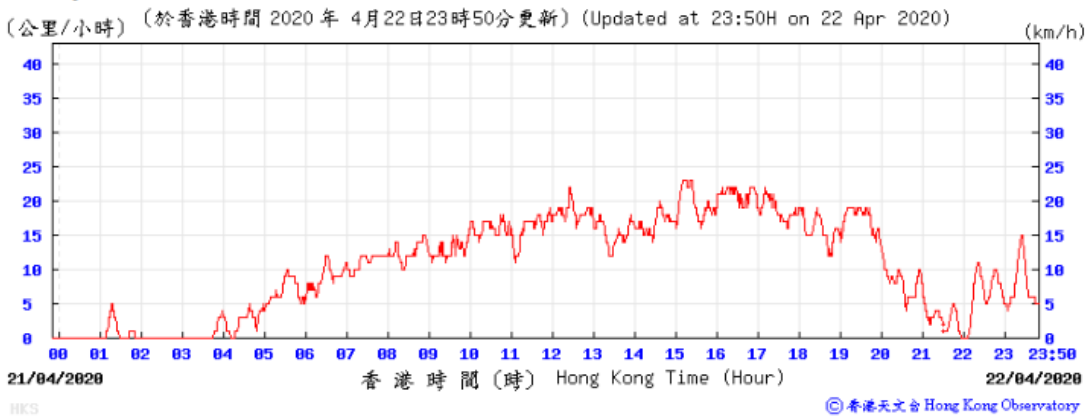
Pressure:



Wind Direction:

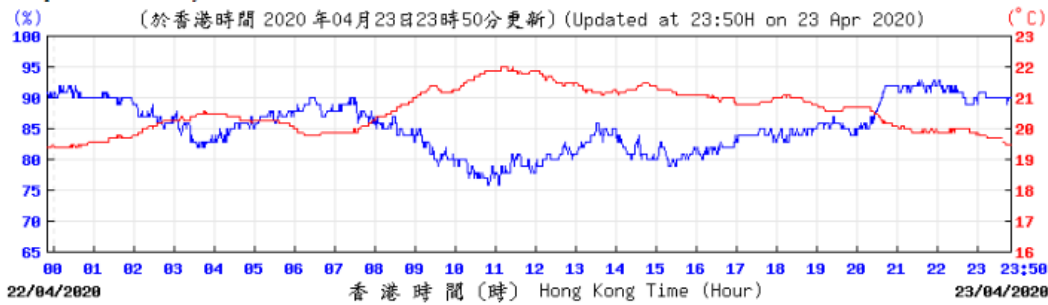


Wind Speed:



23/04/2020

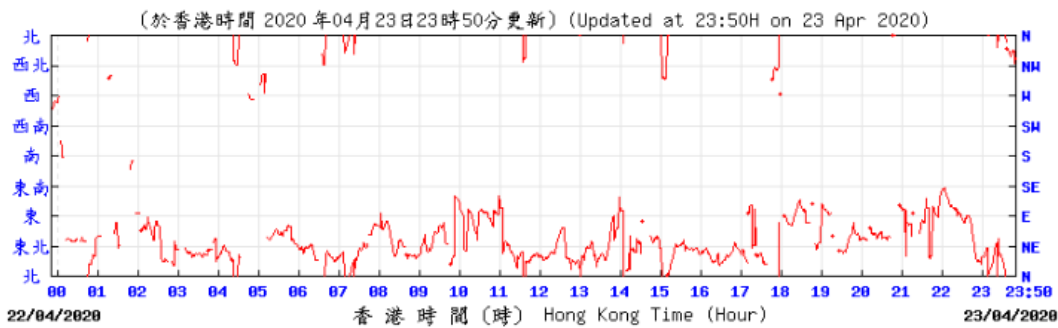
Temperature/Humidity:



© 香港天文台 Hong Kong Observatory

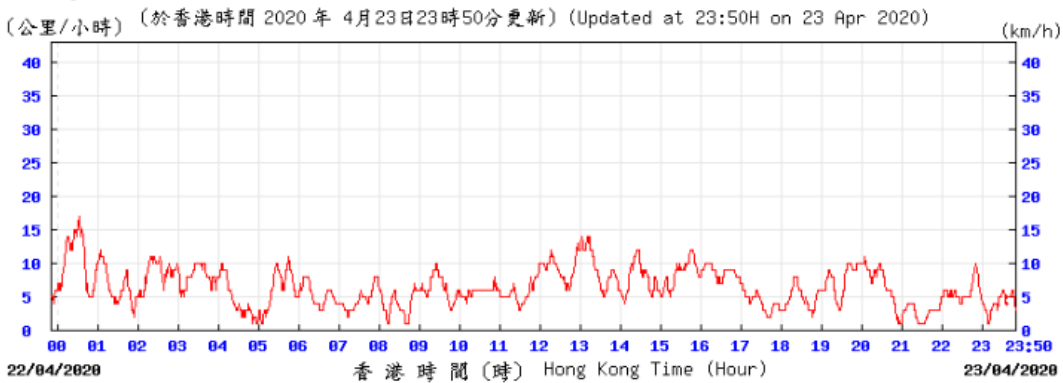
Pressure:

Wind Direction:



© 香港天文台 Hong Kong Observatory

Wind Speed:

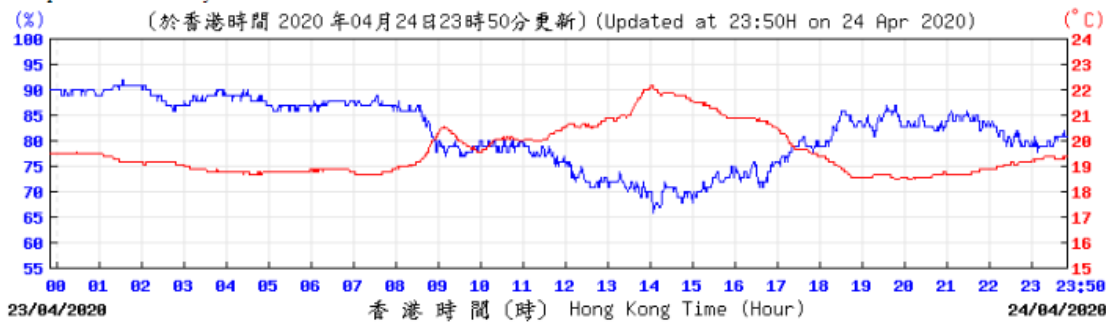


HKS

© 香港天文台 Hong Kong Observatory

24/04/2020

Temperature/Humidity:



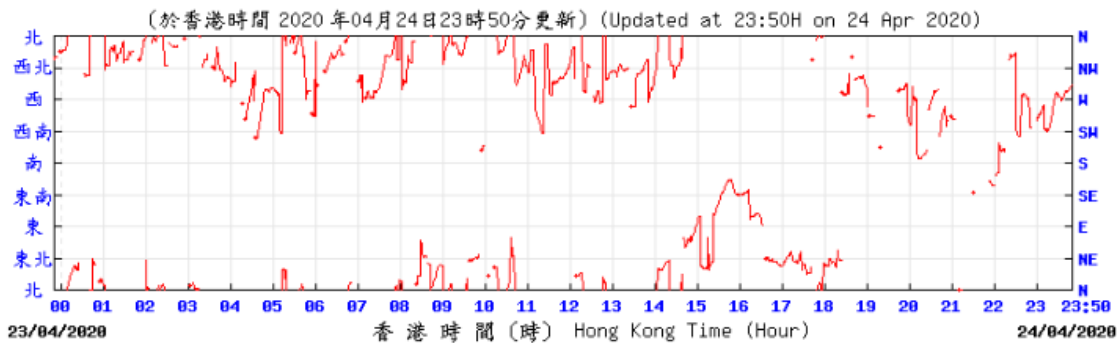
HKS

© 香港天文台 Hong Kong Observatory

Pressure:



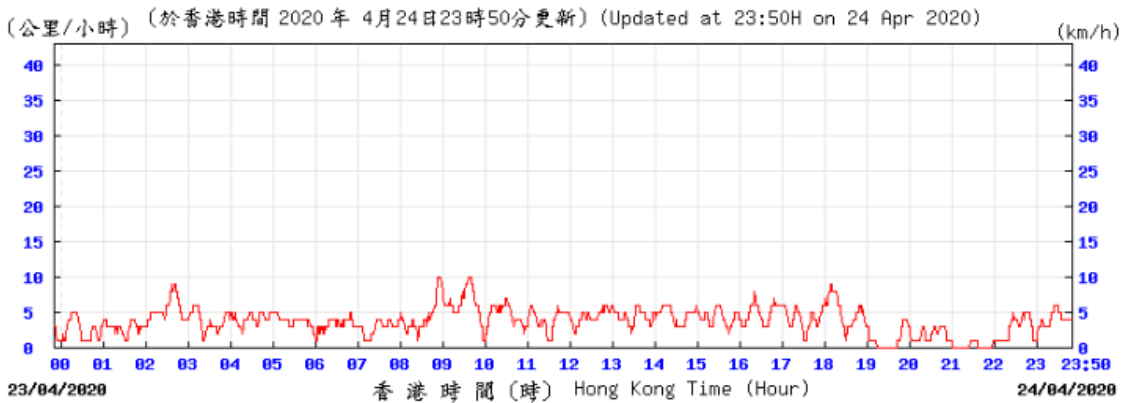
Wind Direction:



HKS

© 香港天文台 Hong Kong Observatory

Wind Speed:

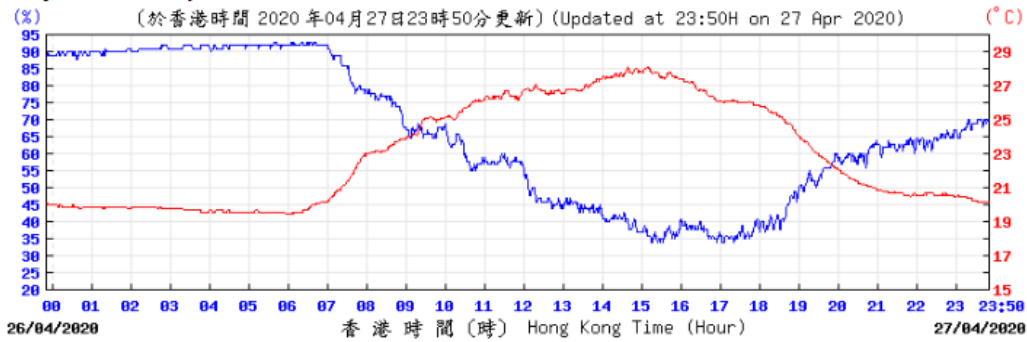


HKS

© 香港天文台 Hong Kong Observatory

27/04/2020

Temperature/Humidity:

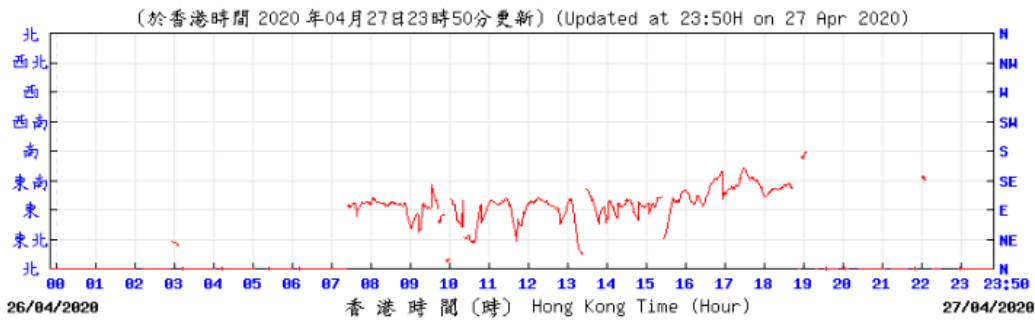


© 香港天文台 Hong Kong Observatory

Pressure:

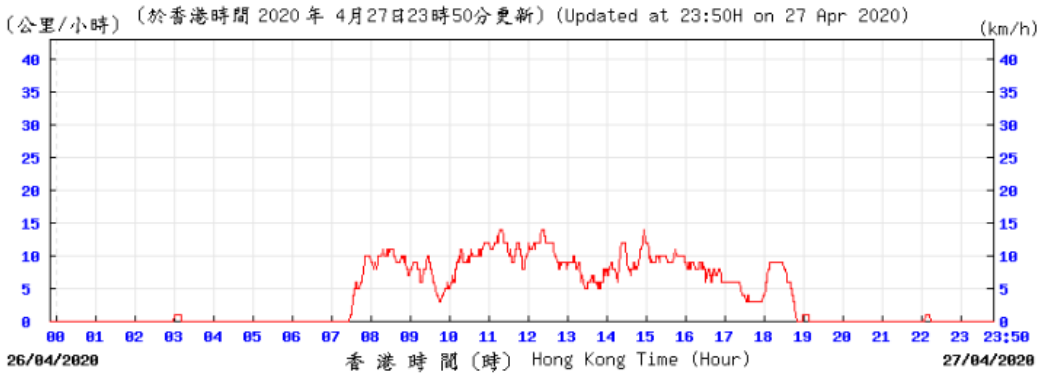


Wind Direction:



© 香港天文台 Hong Kong Observatory

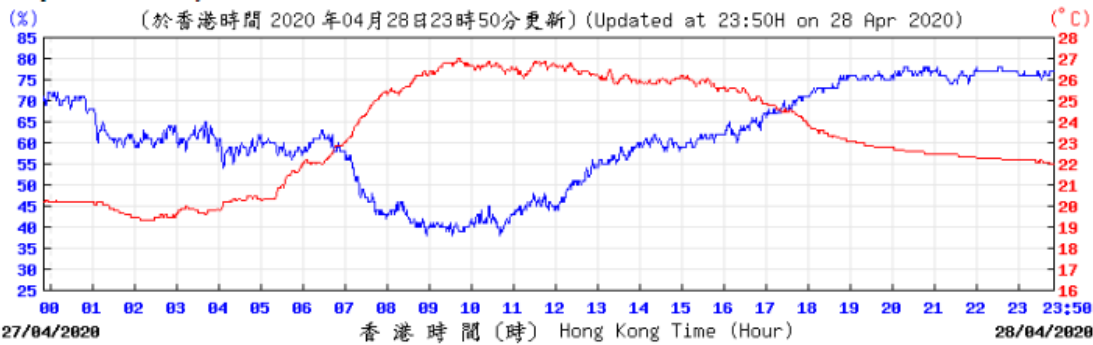
Wind Speed:



© 香港天文台 Hong Kong Observatory

28/04/2020

Temperature/Humidity:

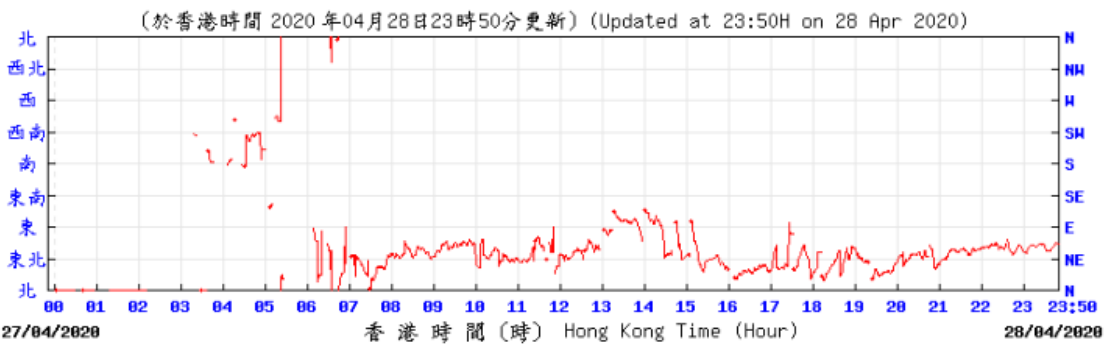


© 香港天文台 Hong Kong Observatory

Pressure:

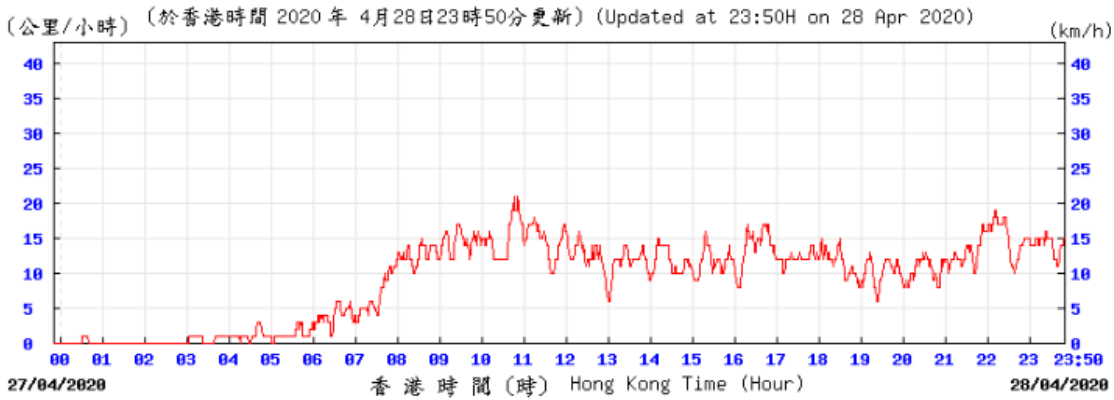


Wind Direction:



© 香港天文台 Hong Kong Observatory

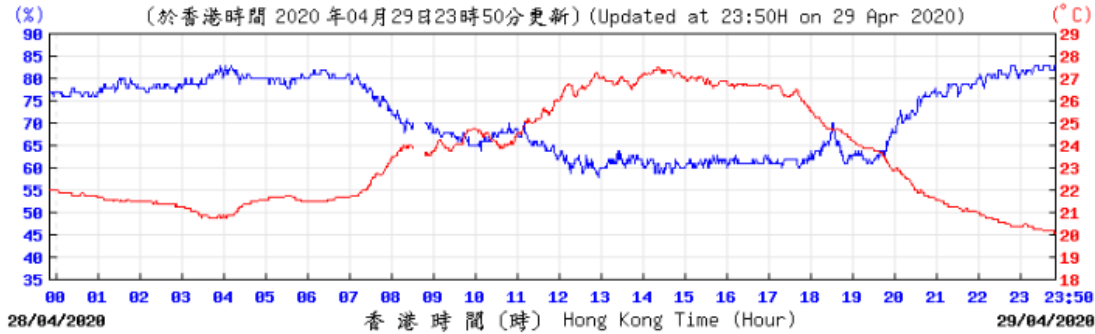
Wind Speed:



© 香港天文台 Hong Kong Observatory

29/04/2020

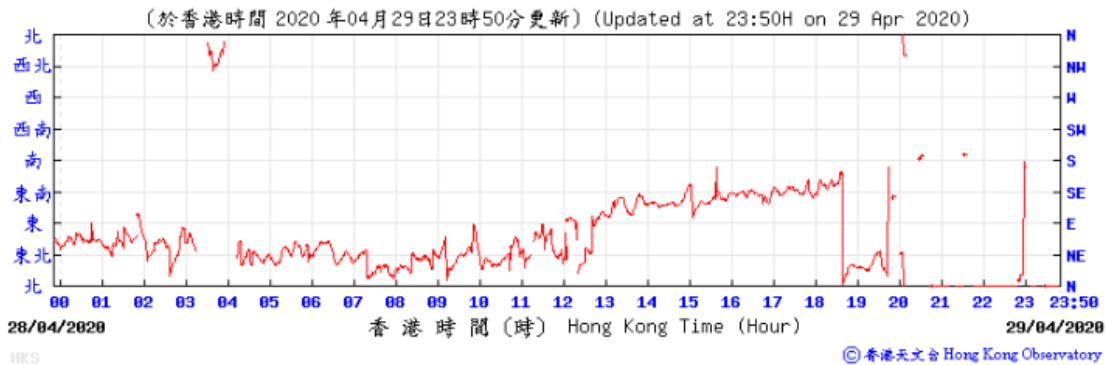
Temperature/Humidity:



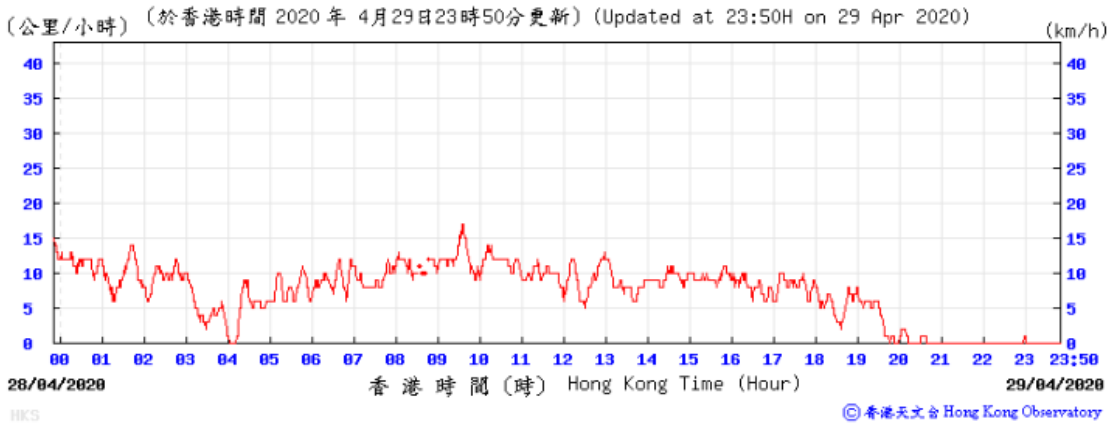
Pressure:



Wind Direction:



Wind Speed:



L. Ecological Inspection Records

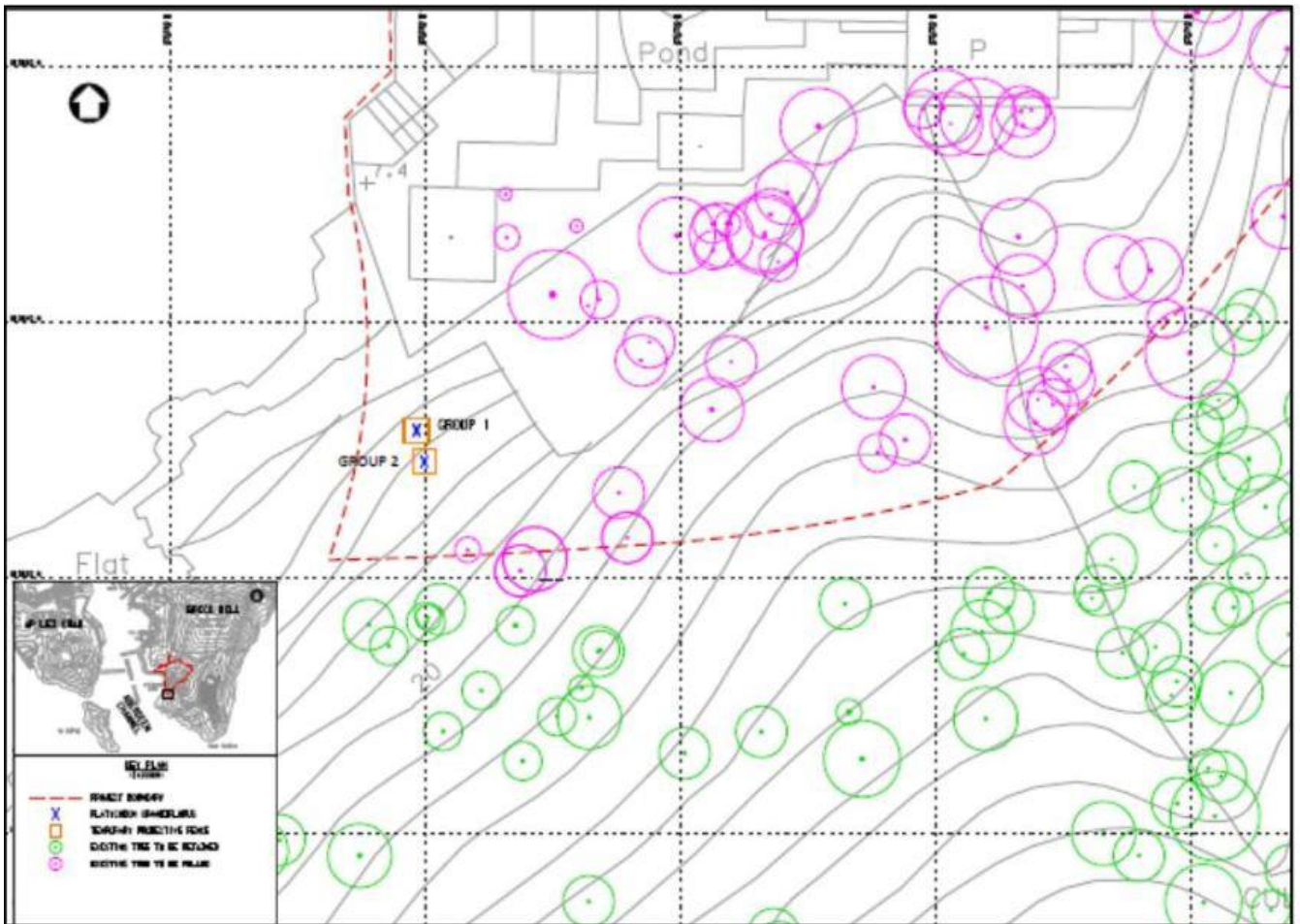


Figure 1 – Location of Two Groups of *Platycodon Grandiflorus*



Photo 1 – Group 2 of *Platycodon Grandiflorus*



Photo 2 – Current situation of fencing and warning sign

M. Waste Flow Table

**Ocean Park Tai Shue Wan Water World Project Contract No. TSW-C006
Waterpark - Main Building Works**

Monthly Summary Waste Flow Table for 2020 (Year)

Month	Quantity of Inert C&D Materials								Quantity of Non-inert C&D Materials (i.e. C&D Wastes)				
	Generated	Disposed				Reused			Recycled			Disposed	
	Total Quantity Generated	Disposed as Public Fill at CW-PFBP	Disposed as Public Fill at TKO137	Disposed as Public Fill at TM38	Total Quantity Disposal	Reused in the Contract	Reused in other Projects	Total Quantity Reused	Metals	Paper/ cardboard packaging	Plastics	Chemical Waste	General Refuse
Unit	(Tonne)	(Tonne)	(Tonne)	(Tonne)	(Tonne)	(Tonne)	(Tonne)	(Tonne)	(kg)	(kg)	(kg)	(kg/ L)	(Tonne)
Jan	712.40	641.87	55.88	14.65	712.40	0.00	0.00	0.00	10520.00	210.00	0.00	0.00	311.86
Feb	3424.94	732.64	86.16	406.14	1224.94	2200.00	0.00	2200.00	0.00	210.00	0.00	0.00	293.17
Mar	4246.64	1675.42	126.34	244.88	2046.64	2200.00	0.00	2200.00	0.00	210.00	0.00	0.00	303.45
Apr	1733.91	1230.37	14.50	489.04	1733.91	0.00	0.00	0.00	0.00	180.00	0.00	0.00	320.04
May													
Jun													
SUB-TOTAL	10117.89	4280.30	282.88	1154.71	5717.89	4400.00	0.00	4400.00	10520.00	810.00	0.00	0.00	1228.52
Jul													
Aug													
Sep													
Oct													
Nov													
Dec													
TOTAL	10117.89	4280.30	282.88	1154.71	5717.89	4400.00	0.00	4400.00	10520.00	810.00	0.00	0.00	1228.52

N. Implementation Schedule for Environmental Mitigation Measures

Appendix C. Implementation Schedule for Environmental Mitigation Measures

EIA Ref.	EM&A Log Ref.	Environmental Protection Measures	Location / Duration of measures / Timing of completion of measures	Implementation Agent	Implementation Stage ¹				Relevant Legislation & Guidelines
					Des	Con	Op	Dec	
Cat.1 Key/specific proposed mitigation measure									
Noise Impact (Construction)									
5.7	3.2	Selecting Quiet Plant The actual SWL of quiet plant is less than the value specified in GW-TM for the same piece of equipment. It should be noted that the silenced PME taken from EPD's Quality Powered Mechanical Equipment (QPME) Inventory.	Within Project area / Duration of the construction phase / Prior to commencement of operation	Contractor appointed by OPC	✓				EIAO and Noise Control Ordinance
5.7	3.2	Use of Movable Barriers Movable noise barriers can be very effective in screening noise from particular items of plant when constructing the Project. Noise barriers located along the active works area close to the noise generating component of a PME could produce at least 10 dB(A) screening for stationary plant and 5 dB(A) for mobile plant provided that the direct line of sight between the PME and the NSRs is blocked.	Within Project area / Duration of the construction phase / Prior to commencement of operation	Contractor appointed by OPC	✓				EIAO and Noise Control Ordinance
Ecological Impact									
10.7	8.3	Inspection of Active Ardeid Nest Prior to site clearance works at the planting area abandoned for ardeid breeding, the area around the boundary of the ardeids roosting site as indicatively shown in Figure 8.1 should be inspected to confirm no active ardeid nest is present. If any active ardeid nest is observed, suitably sized buffer area should be established to avoid human or machinery disturbance until the nest is abandoned.	Indicative boundary of the ardeids roosting site within Project construction site (location indicated in Figure 8.1) / For once / Before site clearance	Qualified ecologist appointed by OPC	✓				EIAO-TM; HK Ordinance Cap. 170
10.7	8.3	Inspection of Short-nosed Fruit Bat As precautionary measure, prior to any proposed arboricultural works of the trees (particularly the Chinese Fan-palms), daytime	Project construction site / For once / Before arboricultural works of	ET appointed by OPC	✓				EIAO-TM; HK Ordinance Cap. 170

Tai Shue Wan Development at Ocean Park Environmental Monitoring and Audit Manual



EIA Ref.	EM&A Log Ref.	Environmental Protection Measures	Location / Duration of measures / Timing of completion of measures	Implementation Agent	Implementation Stage ¹				Relevant Legislation & Guidelines
					Des	Con	Op	Dec	
10.7	8.3	<p>inspection should be carried out to confirm no Short-nosed Fruit Bat is present. If any Short-nosed Fruit Bat is observed roosting, suitably sized buffer area should be established around the tree to minimise human or machinery disturbance until the bat has left.</p> <p>In-situ Preservation of Plant Species of Conservation Interest During construction phase, protective fence for the identified flora species of conservation concern shall be erected and maintained.</p>	the trees	Contractor appointed by OPC	✓				EIAO-TM
10.7	8.3	<p>Inspection of Ardeid Nest during breeding season After commencement of construction phase, the Site should be monitored monthly in breeding season (April to July) to check for any potential breeding and nesting activities.</p>	Project construction site / Throughout construction stage / Until completion of all construction activities	Qualified ecologist appointed by OPC	✓				EIAO-TM
10.7	8.2	<p>Timing of site clearance and tree felling works Site clearance and tree felling works at the existing ardeid night roost location as shown in Figure 8.1 should be avoided during the peak wintering season of ardeids, i.e. between November and March.</p>	Indicative boundary of the ardeids roosting site within Project construction site (location indicated in Figure 8.1) / Throughout construction stage / Until completion of site clearance and tree felling works within the boundary	Contractor appointed by OPC	✓				EIAO-TM
10.7	8.3	<p>Compensation for Ardeid Roosting Site An enhancement area with following features should be provided as an alternative roosting site for ardeids.</p> <ul style="list-style-type: none"> ▪ The location is at southern part of the Project area (location indicated in Figure 8.1) ▪ The enhancement area shall include a Flamingo Pond ▪ Native tree species <i>Macaranga tanarius</i> and <i>Celtis sinensis</i> and tree species which was used by ardeids for roosting <i>Mallotus paniculatus</i>, <i>Ficus hispida</i> and <i>Cratogeomys cochinchinense</i> shall be considered in the plan. ▪ Heavy standard sized trees shall be considered for planting to allow early establishment of the trees around the Flamingo 	Southern part of Project construction site (location indicated in Figure 8.1) / Before and throughout construction stage / Until completion of Flamingo Pond construction and tree planting activities at that area	Qualified ecologist and Contractor appointed by OPC	✓	✓			EIAO-TM

Tai Shue Wan Development at Ocean Park
Environmental Monitoring and Audit Manual



EIA Ref.	EM&A Log Ref.	Environmental Protection Measures	Location / Duration of measures / Timing of completion of measures	Implementation Agent	Implementation Stage ¹				Relevant Legislation & Guidelines
					Des	Con	Op	Dec	
10.7	8.3	<p>Pond.</p> <p>Compensation for Woodland Habitat</p> <ul style="list-style-type: none"> ▪ Provision of a Woodland Area of about 1.62 ha, which includes 0.84 ha woodland compensation on-site and 0.78 ha on-site woodland reinstatement, to mitigate for permanent loss of woodland habitat. ▪ In the woodland compensation area, whips should be planted with predominately native tree species similar to the affected woodland, such as <i>Celtis sinensis</i>, <i>Cratogeomys cochinchinense</i>, <i>Polyspora axillaris</i> and <i>Sterculia lanceolata</i>. 	Location of Woodland Compensation Area indicated in Figure 8.2/ Before and throughout construction stage / Until completion of all construction activities	Contractor appointed by OPC	✓	✓	✓	EIAO-TM	
Landscape and Visual Impact (Construction)									
Table 12.13 (CP07)	Table 9.1 (CP07)	<p>Temporary Tree Nurseries</p> <p>Temporary tree nurseries may be set up within the Project area at an early stage to allow small trees to grow during the construction period. By the time these trees are needed for landscape planting at the end of the construction phase, they will have grown larger, require minimal pruning and suffer much less damage during transplanting, as the moving distance from an on-site rather than off-site nursery will be much smaller. The temporary tree nurseries can also temporarily hold the existing trees to be transplanted if direct transplantation from their original locations to the final recipient location is impracticable. The locations of the temporary tree nurseries should be carefully selected so that the trees can also act as screen planting to block the views of the Project area from the VSRs during the construction phase, if practicable.</p>	Project construction site / Throughout construction stage / Until completion of all construction activities	Contractor appointed by OPC	✓	✓	✓	EIAO-TM	
Table 12.13 (CP08)	Table 9.1 (CP08)	<p>Advance Planting</p> <p>Advance planting should be undertaken at the earliest possible stage of the construction phase of the project. Plant species, preferably native ones, should be carefully selected to blend in with the existing preserved vegetation. Landscape planting in movable planters should also be considered as a temporary greening measure for the Project area.</p>	Project construction site / Throughout construction stage / Until completion of all construction activities	Contractor appointed by OPC	✓	✓	✓	EIAO-TM	
Landscape and Visual Impact (Operation)									
Table 12.14 (OP04)	Table 9.2 (OP04)	<p>Green Roofs and Vertical Greening</p> <p>Green Roofs and Vertical Greening should be provided where feasible and appropriate to screen and soften the hard edges of</p>	Project building rooftops / During design stage / Throughout operation	Design Architect / Contractor appointed by OPC	✓	✓	✓	EIAO-TM	

Tai Shue Wan Development at Ocean Park
Environmental Monitoring and Audit Manual



EIA Ref.	EM&A Log Ref.	Environmental Protection Measures	Implementation Stage ¹					Relevant Legislation & Guidelines
			Location / Duration of measures / Timing of completion of measures	Implementation Agent	Des	Con	Op	
		building structures.	phase					
Table 12.14 (OP05)	Table 9.2 (OP05)	Reprovision of Flamingo Pond A pond is recommended to replace the demolished Flamingo Pond as compensation for the loss of semi-natural ponds, where wildlife, such as birds, can utilise.	Project area / During design stage / Throughout operation phase	Design Architect / Contractor appointed by OPC	✓	✓		EIAO-TM
Table 12.14 (OP07)	Table 9.2 (OP07)	Woodland Compensation 1.53ha of affected woodland is recommended to be reinstated / compensated by 1.62ha of whip tree planting adjacent to the existing unaffected woodland and tall shrubland. Native species should be proposed as far as practicable to re-create a native landscape, restore the ecological habitats and blend in with the existing native vegetation.	Project area / During design stage / Throughout operation phase	Design Architect / Contractor appointed by OPC	✓	✓		EIAO-TM
Cat. 2 Submission required post EIA stage								
Sewerage and Sewage Treatment Implications								
7.7	5.2	Detailed Sewerage Design Report In order to prevent septicity problems during operation phase, a detailed sewerage design report should be submitted to DSD for approval prior to installation of the rising mains.	Rising mains site / During design stage	Design Engineer	✓			Sewerage Manual Part 1
Ecological Impact (Construction)								
10.7	8.3	Vegetation Survey for Plant Species of Conservation Interest For precautionary purposes and to further ensure no flora species of conservation interest to be affected, a detailed vegetation survey need to conduct to the exact locations, number and condition of individuals of <i>Platycodon grandiflorus</i> .	Project construction site / For once / Before site clearance	Qualified botanist/ecologist of the ET appointed by OPC	✓			EIAO-TM; Hong Kong Ordinance Cap. 96
10.7	8.3	Woodland Compensation Plan A Woodland Compensation Plan shall be prepared and submitted to AFCD for approval no later than one month prior to commencement of site clearance. The plan shall include but not limited to the following: <ul style="list-style-type: none"> ▪ Timing of planting works ▪ Planting location ▪ Species, size and number of trees ▪ Monitoring methodology 	Location of Woodland Compensation Area indicated in Figure 8.2/ Before construction stage / No later than one month prior to commencement of site clearance	Qualified botanist/ecologist of the ET appointed by OPC	✓			EIAO-TM

Tai Shue Wan Development at Ocean Park
Environmental Monitoring and Audit Manual



EIA Ref.	EM&A Log Ref.	Environmental Protection Measures	Implementation Stage ¹					Relevant Legislation & Guidelines
			Location / Duration of measures / Timing of completion of measures	Implementation Agent	Des	Con	Op	
<p>■ Action Plan</p>								
Landscaping and Visual Impact (Construction)								
Table 12.13 (CP05)	Table 9.1 (CP05)	<p>Transplantation of Existing Trees</p> <p>Trees which are in direct conflict with the development proposals and suitable for transplantation should be transplanted as far as practicable. A tree transplantation proposal should be submitted together with the tree removal application. Trees proposed to be transplanted should preferably be transplanted from their original locations directly to their final recipient locations in one go. If this is infeasible, the trees should be held in a temporary tree nursery, preferably within the Project area, where the trees will be properly maintained.</p>	Project construction site / Throughout construction stage / Until completion of all construction activities	Contractor appointed by OPC	✓	✓	EIAO-TM; LAO PN No. 07/2007	
Landscaping and Visual Impact (Operation)								
Table 12.14 (OP02)	Table 9.2 (OP02)	<p>Compensatory Tree Planting</p> <p>Existing trees to be felled should be compensated as far as practicable. Native species should be proposed as far as practicable to re-create a native landscape, restore the ecological habitats and blend in with the existing native vegetation. A compensatory tree planting proposal should be submitted together with the tree removal application for approval by relevant authorities in accordance with LAO Practice Note No. 7/2007. It is recommended that approximately 608 heavy standard trees and approximately 18,202 whip trees could be planted on-site. The availability of off-site compensatory tree planting area is still subject to further investigation and agreement with relevant authorities.</p>	Project area / During design stage / Throughout operation phase	Design Architect / Contractor appointed by OPC	✓	✓	EIAO-TM; LAO PN No. 07/2007	
Cat. 3 Good site practice/housekeeping measures under EM&A mechanism								
Air Quality Impact (Construction)								
3.9.1	2.2	<p>Dust Control Measures</p> <p>To achieve compliance with the FSP, RSP and TSP criteria during the construction phase, good practices for dust control should be implemented to reduce dust impacts. The dust control measures are detailed as follows:</p> <ul style="list-style-type: none"> ■ Use of regular water spraying (once every 2.5 hours or 4 times per day) to reduce dust emissions from heavy construction activities (including ground excavation, earth moving, etc.) at all active works area exposed site surfaces and unpaved 	Project construction site / Duration of the construction phase / Prior to commencement of operation	Contractor appointed by OPC	✓		EIA Recommendation and Air Pollution Control (Construction Dust) Regulation	

Tai Shue Wan Development at Ocean Park Environmental Monitoring and Audit Manual



EIA Ref.	EM&A Log Ref.	Environmental Protection Measures	Location / Duration of measures / Timing of completion of measures	Implementation Agent	Implementation Stage ¹				Relevant Legislation & Guidelines
					Des	Con	Op	Dec	
		<p>roads, particularly during dry weather.</p> <ul style="list-style-type: none"> Covering 80% of stockpiling area by impervious sheets and spraying all dusty material with water immediately prior to any loading transfer operations to keep the dusty materials wet during material handling at the stockpile areas <p>Relevant dust control practices as stipulated in the Air Pollution Control (Construction Dust) Regulation should be adopted:</p> <p>Good Site Management</p> <ul style="list-style-type: none"> Good site management is important to help reduce potential air quality impact down to an acceptable level. As a general guide, the Contractor should maintain high standards of housekeeping to prevent emissions of fugitive dust. Loading, unloading, handling and storage of raw materials, wastes or by-products should be carried out in a manner so as to minimise the release of visible dust emission. Any piles of materials accumulated on or around the work areas should be cleaned up regularly. Cleaning, repair and maintenance of all plant facilities within the work areas should be carried out in a manner minimising generation of fugitive dust emissions. The material should be handled properly to prevent fugitive dust emission before cleaning. <p>Disturbed Parts of the Roads</p> <ul style="list-style-type: none"> Main temporary access points should be paved with concrete, bituminous hardcore materials or metal plates and be kept clear of dusty materials; or Unpaved parts of the road should be sprayed with water or a dust suppression chemical so as to keep the entire road surface wet. <p>Exposed Earth</p> <ul style="list-style-type: none"> Exposed earth should be properly treated by compaction, hydroseeding, vegetation planting or seeding with latex, vinyl, bitumen within six months after the last construction activity on the site or part of the site where the exposed earth lies. <p>Loading, Unloading or Transfer of Dusty Materials</p> <ul style="list-style-type: none"> All dusty materials should be sprayed with water immediately prior to any loading or transfer operation so as 							

Tai Shue Wan Development at Ocean Park Environmental Monitoring and Audit Manual



EIA Ref.	EM&A Log Ref.	Environmental Protection Measures	Location / Duration of measures / Timing of completion of measures	Implementation Agent	Implementation Stage ¹				Relevant Legislation & Guidelines
					Des	Con	Op	Dec	
		<p>to keep the dusty material wet.</p> <p>Debris Handling</p> <ul style="list-style-type: none"> Any debris should be covered entirely by impervious sheeting or stored in a debris collection area sheltered on the top and the three sides. Before debris is dumped into a chute, water should be sprayed onto the debris so that it remains wet when it is dumped. <p>Transport of Dusty Materials</p> <ul style="list-style-type: none"> Vehicles used for transporting dusty materials/spoils should be covered with tarpaulin or similar material. The cover should extend over the edges of the sides and tailboards. <p>Wheel washing</p> <ul style="list-style-type: none"> Vehicle wheel washing facilities should be provided at each construction site exit. Immediately before leaving the construction site, every vehicle should be washed to remove any dusty materials from its body and wheels. <p>Use of vehicles</p> <ul style="list-style-type: none"> The speed of the trucks within the site should be controlled to about 10 km/hour in order to reduce adverse dust impacts and secure the safe movement around the site. Immediately before leaving the construction site, every vehicle should be washed to remove any dusty materials from its body and wheels. Where a vehicle leaving the construction site is carrying a load of dusty materials, the load should be covered entirely by clean impervious sheeting to ensure that the dusty materials do not leak from the vehicle. <p>Site hoarding</p> <ul style="list-style-type: none"> Where a site boundary adjoins a road, street, service lane or other area accessible to the public, hoarding of not less than 2.4 m high from ground level should be provided along the entire length of that portion of the site boundary except for a site entrance or exit 							
Noise Impact (Construction)									

Tai Shue Wan Development at Ocean Park Environmental Monitoring and Audit Manual



EIA Ref.	EM&A Log Ref.	Environmental Protection Measures	Location / Duration of measures / Timing of completion of measures	Implementation Agent	Implementation Stage ¹				Relevant Legislation & Guidelines
					Des	Con	Op	Dec	
5.7	3.2	<p>Good Site Practice</p> <p>Good site practice and noise management can significantly reduce the impact of construction site activities on nearby NSRs.</p> <ul style="list-style-type: none"> only well-maintained plant to be operated on-site and plant should be serviced regularly during the construction works; machines and plant that may be in intermittent use to be shut down between work periods or should be throttled down to a minimum; plant known to emit noise strongly in one direction, should, where possible, be orientated to direct noise away from the NSRs; mobile plant should be sited as far away from NSRs as possible; and material stockpiles and other structures to be effectively utilised, where practicable, to screen noise from on-site construction activities. 	Project construction site / Duration of the construction phase / Prior to commencement of operation	Contractor appointed by OPC	✓			EIAO and Noise Control Ordinance	
Noise Impact (Operation)									
5.7	3.3.2	<p>Fixed Plant Noise</p> <p>With the adoption of the proposed maximum allowable SWLs, all representative NSRs is expected to comply with the relevant noise criteria for the daytime and evening time periods. No adverse fixed plant noise impact is anticipated.</p> <p>It is also recommended that the following noise reduction measures should be considered as far as practicable during design stage:</p> <ul style="list-style-type: none"> choose quiet plant such as those which have been effectively silenced; include noise levels specification when ordering new plant (including chiller and E&M equipment); locate fixed plant / louvre away from any NSRs as far as practicable; locate fixed plant in walled plant rooms or in specially designed enclosures; locate noisy machine in a basement or a completely separate building; 	Within Project area / Prior to operation phase / Duration of the operation phase / Throughout operation phase	Design Architect / Contractor appointed by OPC	✓	✓	✓	EIAO and Noise Control Ordinance	

Tai Shue Wan Development at Ocean Park Environmental Monitoring and Audit Manual



EIA Ref.	EM&A Log Ref.	Environmental Protection Measures	Location / Duration of measures / Timing of completion of measures	Implementation Agent	Implementation Stage ¹				Relevant Legislation & Guidelines
					Des	Con	Op	Dec	
5.7	3.3.2	<ul style="list-style-type: none"> install direct noise mitigation measures including silencers, acoustic louvres and acoustic enclosure where necessary; and develop and implement a regularly scheduled plant maintenance programme so that equipment is properly operated and serviced in order to maintain a controlled level of noise. <p>Prior to the operation of the Project, noise commissioning tests for all major fixed noise sources should be conducted.</p> <p>Open Air Entertainment Noise With the adoption of the proposed maximum allowable SWLs, all representative NSRs is expected to comply with the relevant noise criteria for the daytime and evening periods, the following measures should be considered as far as practicable during stage:</p> <ul style="list-style-type: none"> use small clusters of small power loudspeakers rather than a few large power loudspeakers; and loudspeakers should be pointed away from nearby NSRs. 	Within Project area / Duration of the operation phase / Throughout operation phase	Design Architect / Contractor appointed by OPC	✓	✓			EIAO and Noise Control Ordinance
Water Quality Impact (Construction)									
6.7	4.2	<p>Construction Site Runoff The site practices outlined in ProPECC Note PN 1/94 should be followed as far as practicable in order to minimise surface runoff and erosion. The following measures are recommended to protect water quality of the inland areas:</p> <ul style="list-style-type: none"> At the start of site establishment, perimeter cut-off drains to direct off-site water around the site should be constructed with internal drainage works and erosion and sedimentation control facilities implemented. Channels, earth bunds or sand bag barriers should be provided on site to direct storm water to silt removal facilities. The design of the temporary on-site drainage system should be undertaken by the Contractors prior to the commencement of construction; Sand/ silt removal facilities such as sand/silt traps and sediment basins should be provided to remove sand/silt particles from runoff to meet the requirements of the TM standards under the WPCO. The design of efficient silt removal facilities should be based on the guidelines in 	Project construction site / Duration of the construction phase	Contractor appointed by OPC	✓				EIAO-TM; ProPECC Note PN 1/94; WPCO; TM-DSS

Tai Shue Wan Development at Ocean Park Environmental Monitoring and Audit Manual



EIA Ref.	EM&A Log Ref.	Environmental Protection Measures	Location / Duration of measures / Timing of completion of measures	Implementation Agent	Implementation Stage ¹					Relevant Legislation & Guidelines
					Des	Con	Op	Dec		
		<p>Appendix A1 of ProPECC Note PN 1/94. Sizes may vary depending upon the flow rate. The detailed design of the sand/silt traps should be undertaken by the Contractors prior to the commencement of construction;</p> <ul style="list-style-type: none"> ▪ All drainage facilities and erosion and sediment control structures should be regularly inspected and maintained to ensure proper and efficient operation at all times and particularly during rainstorms. Deposited silt and grit should be regularly removed, at the onset of and after each rainstorm to ensure that these facilities are functioning properly at all times; ▪ Measures should be taken to minimise the ingress of site drainage into excavations. If excavation of trenches in wet periods is necessary, they should be dug and backfilled in short sections wherever practicable. Water pumped out from site formation excavations should be discharged into storm drains via silt removal facilities; ▪ All vehicles and plant should be cleaned before leaving a construction site to ensure no earth, mud, debris and the like is deposited by them on roads. An adequately designed and sited wheel washing facility should be provided at construction site exit where practicable. Wash-water should have sand and silt settled out and removed regularly to ensure the continued efficiency of the process. The section of access road leading to, and exiting from, the wheel-wash bay to the public road should be paved with sufficient backfall toward the wheel-wash bay to prevent vehicle tracking of soil and silty water to public roads and drains; ▪ Open stockpiles of construction materials or construction wastes on-site should be covered with tarpaulin or similar fabric during rainstorms. Measures should be taken to prevent the washing away of construction materials, soil, silt or debris into any drainage system; ▪ Manholes (including newly constructed ones) should be adequately covered and temporarily sealed so as to prevent silt, construction materials or debris being washed into the drainage system and stormwater runoff being directed into foul sewers; ▪ Precautions should be taken at any time of the year when 								

Tai Shue Wan Development at Ocean Park Environmental Monitoring and Audit Manual



EIA Ref.	EM&A Log Ref.	Environmental Protection Measures	Location / Duration of measures / Timing of completion of measures	Implementation Agent	Implementation Stage ¹				Relevant Legislation & Guidelines
					Des	Con	Op	Dec	
6.7	4.2	<p>rainstorms are likely. Actions should be taken when a rainstorm is imminent or forecasted and actions to be taken during or after rainstorms are summarised in Appendix A2 of ProPECC Note PN 1/94. Particular attention should be paid to the control of silty surface runoff during storm events, especially for areas located near steep slopes; and,</p> <ul style="list-style-type: none"> Bentonite slurries used on site should be reconditioned and reused wherever practicable. Temporary enclosed storage locations should be provided on site for any unused bentonite that needs to be transported away after all the related construction activities are completed. The requirements in ProPECC Note PN 1/94 should be adhered to in the handling and disposal of bentonite slurries. <p>The Contractor would be required to obtain a license from EPD under the WPCO for discharge to the public drainage system or the marine environment. Construction site discharge should be collected by the temporary drainage system installed by the Contractor and treated or desilted on-site to fulfil the WPCO discharge license requirements before discharge.</p>	Project construction site / Duration of the construction phase	Contractor appointed by OPC	✓			EIAO-TM; ProPECC Note PN 1/94	
6.7	4.2	<p>General Construction Activities Best Management Practices (BMPs) should be implemented at the construction site, including proper handling, sorting and storage of construction solid waste, debris and refuse generated on-site prior to disposal. Stockpiles of cement and other construction materials should be kept covered when not being used. The Contractor should also follow the guidelines set in the "Pesticides Used for Outdoor Mosquito Control", published by AFCD in 2010, for mosquito control on site.</p> <p>Expansion of Existing Storm U-Channel Guidelines and measures summarised in ProPECC PN 1/94 for trenching activities should be implemented.</p>	Project construction site / Duration of the construction phase	Contractor appointed by OPC	✓			ProPECC Note PN 1/94	
6.7	4.2	<p>Interception of Natural Streams Guidelines and measures summarised in ProPECC PN 1/94 for excavation and stockpiling activities should be implemented.</p>	Project construction site / Duration of the construction phase	Contractor appointed by OPC	✓			ProPECC Note PN 1/94	
6.7	4.2	<p>Site Formation Works The construction programme should be properly planned to minimise excavation works during the wet season (April to September), temporarily exposed slope/soil surfaces should be</p>	Project construction site / Duration of the construction phase	Contractor appointed by OPC	✓			ProPECC Note PN 1/94	

Tai Shue Wan Development at Ocean Park Environmental Monitoring and Audit Manual



EIA Ref.	EM&A Log Ref.	Environmental Protection Measures	Implementation Stage ¹					Relevant Legislation & Guidelines
			Location / Duration of measures / Timing of completion of measures	Implementation Agent	Des	Con	Op	
		covered by a tarpaulin or other means, as far as practicable. Interception channels should be provided (e.g. along the crest/edge of the excavation) to prevent storm runoff from washing across exposed soil surfaces. Arrangements should be in place to ensure that adequate surface protection measures can be safely carried out well before the arrival of a rainstorm. Measures will be taken to minimise water ingress into the excavation. Diverting any water from the excavated areas to on-site wastewater treatment facilities for treatment prior to discharge should also be performed. Other measures that need to be implemented before, during and after rainstorms are summarised in ProPECC PN 1/94.						
6.7	4.2	<p>Construction of Sewage Sump Pit and Rising Mains</p> <p>Measures for excavation works summarised for site formation works should also be implemented during construction of the sewage sump pit.</p> <p>During the laying of rising mains, guidelines and measures summarised in ProPECC PN 1/94 for trenching activities should be performed. Concrete water generated from the construction of the concrete support should be collected and treated with the wastewater treatment facilities prior to discharge.</p> <p>Accidental Spillage</p> <p>The Contractor should register as a chemical waste producer if chemical wastes are produced from construction activities. The Waste Disposal Ordinance (Cap 354) and its subsidiary regulations in particular the Waste Disposal (Chemical Waste) (General) Regulation should be observed and complied with for control of chemical wastes. This will prevent contamination of top soil and water pollution due to construction site runoff.</p> <p>Maintenance of vehicles and equipment, involving activities with potential for leakage and spillage, should only be undertaken within areas appropriately equipped to control these discharges.</p> <p>Oils and fuels should only be stored in designated areas which have pollution prevention facilities. To prevent spillage of fuels and solvents to any nearby storm water drain, all fuel tanks and storage areas should be provided with locks and be sited on sealed areas, within bunds of a capacity equal to 110% of the storage capacity of the largest tank. The bund should be drained of rainwater after a rain event.</p>	Project construction site / Duration of the construction phase	Contractor appointed by OPC		✓		ProPECC Note PN 1/94
6.7	4.2	<p>Accidental Spillage</p> <p>The Contractor should register as a chemical waste producer if chemical wastes are produced from construction activities. The Waste Disposal Ordinance (Cap 354) and its subsidiary regulations in particular the Waste Disposal (Chemical Waste) (General) Regulation should be observed and complied with for control of chemical wastes. This will prevent contamination of top soil and water pollution due to construction site runoff.</p> <p>Maintenance of vehicles and equipment, involving activities with potential for leakage and spillage, should only be undertaken within areas appropriately equipped to control these discharges.</p> <p>Oils and fuels should only be stored in designated areas which have pollution prevention facilities. To prevent spillage of fuels and solvents to any nearby storm water drain, all fuel tanks and storage areas should be provided with locks and be sited on sealed areas, within bunds of a capacity equal to 110% of the storage capacity of the largest tank. The bund should be drained of rainwater after a rain event.</p>	Project construction site / Duration of the construction phase	Contractor appointed by OPC		✓		ProPECC Note PN 1/94; Waste Disposal Ordinance (Cap 354); Waste Disposal (Chemical Waste) (General) Regulation

Tai Shue Wan Development at Ocean Park Environmental Monitoring and Audit Manual



EIA Ref.	EM&A Log Ref.	Environmental Protection Measures	Location / Duration of measures / Timing of completion of measures	Implementation Agent	Implementation Stage ¹				Relevant Legislation & Guidelines
					Des	Con	Op	Dec	
6.7	4.2	<p>Disposal of chemical wastes should be carried out in compliance with the Waste Disposal Ordinance. The Code of Practice on the Packaging, Labelling and Storage of Chemical Wastes published under the Waste Disposal Ordinance details the requirements to deal with chemical wastes. General requirements are given as follows:</p> <ul style="list-style-type: none"> ▪ Suitable containers should be used to hold the chemical wastes to avoid leakage or spillage during storage, handling and transport. ▪ Chemical waste containers should be suitably labelled, to notify and warn the personnel who are handling the wastes, to avoid accidents. ▪ Storage area should be selected at a safe location on site and adequate space should be allocated to the storage area. <p>Sewage Effluent from the Construction Workforce The Contractor should provide temporary sanitary facilities, such as portable chemical toilets within the construction site to handle sewage from the workforce. The Contractor has the responsibility to ensure that chemical toilets are used and properly maintained, and that licensed Contractors are employed to collect and dispose of the waste off-site at approved locations.</p>	Project construction site / Duration of the construction phase	Contractor appointed by OPC	✓				ProPECC Note PN 1/94
Water Quality Impact (Operation)									
6.7	4.2	Runoff from Road Surfaces Road drainage system design has already included silt traps in the gully inlets to remove silt and grit before the runoff enters the public storm water drainage system. Silt traps should be regularly checked and maintained to ensure efficient operation.	Within Project area / During operation phase	OPC/Operator appointed by OPC		✓			EIAO-TM; WPCO
6.7	4.2	Runoff from On-site Planting Area Watering of plants on site should always be performed before application of pesticides, herbicides and fertilizers. Regular training should also be provided to frontline staff on the appropriate treatment and disposal of pesticides, herbicides and fertilizers.	Within Project area / During operation phase	OPC/Operator appointed by OPC		✓			EIAO-TM; WPCO; TM-DSS
Waste Management Implications (Construction)									
8.5.1.1	6.2	Good Site Practice	Project construction site / Throughout construction	Contractor	✓				Waste Disposal Ordinance; Waste

Tai Shue Wan Development at Ocean Park Environmental Monitoring and Audit Manual



EIA Ref.	EM&A Log Ref.	Environmental Protection Measures	Location / Duration of measures / Timing of completion of measures	Implementation Agent	Implementation Stage ¹					Relevant Legislation & Guidelines
					Des	Con	Op	Dec		
8.5.1.2	6.2	<p>Recommendations for good site practices during the construction activities include:</p> <ul style="list-style-type: none"> ▪ Nomination of an approved person, such as a site manager, to be responsible for good site practices, arrangements for collection and effective disposal to an appropriate facility, of all wastes generated at the site ▪ Training of site personnel in proper waste management and chemical handling procedures ▪ Provision of sufficient waste disposal points and regular collection of waste ▪ Appropriate measures to minimise windblown litter and dust/ odour during transportation of waste by either covering trucks or by transporting wastes in enclosed containers ▪ Stockpiles of C&D materials should be kept covered by impervious sheets to avoid wind-blown dust ▪ All dusty materials including C&D materials should be sprayed with water immediately prior to any loading transfer operation so as to keep the dusty material wet during material handling at the stockpile areas ▪ Provision of wheel washing facilities before the trucks leaving the works area so as to minimise dust introduction to public roads ▪ Well planned delivery programme for offsite disposal such that adverse environmental impact from transporting the inert or non-inert C&D materials is not anticipated <p>Waste Reduction Measures</p> <p>Good management and control can prevent the generation of a significant amount of waste. Waste reduction is best achieved at the planning and design stage, as well as by ensuring the implementation of good site practices. Recommendations to achieve waste reduction include:</p> <ul style="list-style-type: none"> ▪ Sort inert C&D materials to recover any recyclable portions such as metals ▪ Segregation and storage of different types of waste in different containers or skips to enhance reuse or recycling of 	stage / Until completion of all construction activities	appointed by OPC					Disposal (Chemical Wastes) (General) Regulation; and ETWB Technical Circular (Works) No. 19/2005 Environmental Management on Construction Site	
			Project construction site / Throughout construction stage / Until completion of all construction activities	Contractor appointed by OPC			✓			Waste Disposal Ordinance

Tai Shue Wan Development at Ocean Park Environmental Monitoring and Audit Manual



EIA Ref.	EM&A Log Ref.	Environmental Protection Measures	Location / Duration of measures / Timing of completion of measures	Implementation Agent	Implementation Stage ¹				Relevant Legislation & Guidelines
					Des	Con	Op	Dec	
8.5.1.3	6.2	<p>materials and their proper disposal</p> <ul style="list-style-type: none"> ▪ Encourage collection of recyclable waste such as waste paper and aluminium cans by providing separate labelled bins to enable such waste to be segregated from other general refuse generated by the work force ▪ Proper site practices to minimise the potential for damage or contamination of inert C&D materials ▪ Plan the use of construction materials carefully to minimise amount of waste generated and avoid unnecessary generation of waste <p>Inert and Non-inert C&D materials</p> <p>In order to minimise impacts resulting from collection and transportation of inert C&D materials for off-site disposal, the inert C&D materials should be reused on-site as fill material as far as practicable. In addition, inert C&D materials generated from excavation works could be reused as fill materials in local projects that require public fill for reclamation.</p> <p>The surplus inert C&D materials will be disposed of at the Government's PFRFs for beneficial use by other projects in Hong Kong.</p> <p>The C&D materials generated from general site clearance should be sorted on site to segregate any inert materials for reuse or disposal at PFRFs whereas the non-inert materials will be disposed of at the designated landfill site.</p> <p>In order to monitor the disposal of inert and non-inert C&D materials at respectively PFRFs and the designated landfill site, and to control fly-tipping, it is recommended that the Contractor should follow the DEVB Technical Circular (Works) No.6/2010 for Trip Ticket System for Disposal of Construction & Demolition Materials issued by Development Bureau. In addition, it is also recommended that the Contractor should prepare and implement a Waste Management Plan detailing their various waste arising and waste management practices in accordance with the relevant requirements of the ETWB Technical Circular (Works) No. 19/2005 Environmental Management on Construction Site.</p>	Project construction site / Throughout construction stage / Until completion of all construction activities	Contractor appointed by OPC	✓				Waste Disposal Ordinance ; DEVB Technical Circular (Works) No.6/2010 for Trip Ticket System for Disposal of Construction & Demolition Materials; and ETWB Technical Circular (Works) No. 19/2005 Environmental Management on Construction Site
8.5.1.4	6.2	<p>Chemical Waste</p> <p>If chemical wastes are produced at the construction site, the</p>	Project construction site / Throughout construction	Contractor appointed by OPC	✓				Code of Practice on the Packaging

Tai Shue Wan Development at Ocean Park Environmental Monitoring and Audit Manual



EIA Ref.	EM&A Log Ref.	Environmental Protection Measures	Location / Duration of measures / Timing of completion of measures	Implementation Agent	Implementation Stage ¹					Relevant Legislation & Guidelines
					Des	Con	Op	Dec		
		Contractor will be required to register with the EPD as a chemical waste producer and to follow the guidelines stated in the "Code of Practice on the Packaging Labelling and Storage of Chemical Wastes". Good quality containers compatible with the chemical wastes should be used, and incompatible chemicals should be stored separately. Appropriate labels should be securely attached on each chemical waste container indicating the corresponding chemical characteristics of the chemical waste, such as explosive, flammable, oxidising, irritant, toxic, harmful, corrosive, etc. The Contractor should use a licensed collector to transport and dispose of the chemical wastes at the approved Chemical Waste Treatment Centre or other licensed recycling facilities, in accordance with the Waste Disposal (Chemical Waste) (General) Regulation.	Project construction stage / Until completion of all construction activities							Labelling and Storage of Chemical Wastes; Waste Disposal (Chemical Waste) (General) Regulation
8.5.1.5	6.2	General Refuse General refuse should be stored in enclosed bins or compaction units separated from inert C&D materials. A reputable waste collector should be employed by the Contractor to remove general refuse from the site, separately from inert C&D materials. Preferably an enclosed and covered area should be provided to reduce the occurrence of 'wind blown' light material.	Project construction site / Throughout construction stage / Until completion of all construction activities	Contractor appointed by OPC		✓				Waste Disposal Ordinance and Public Health and Municipal Services Ordinance - Public Cleansing and Prevention of Nuisances Regulation
8.5.1.6	6.2	Floating Refuse Provide general refuse collection points on site can minimise the refuse contaminate the marine environment. The construction contractors will be required to regularly check and clean any refuse trapped or accumulated along the artificial seawall. Such refuse will then be stored and disposed of together with the general refuse.	Project construction site / Throughout construction stage / Until completion of all construction activities	Contractor appointed by OPC		✓				Waste Disposal Ordinance
Waste Management Implications (Operation)										
8.5.2.1	6.2	General Refuse General refuse should be collected on daily basis and delivered	Project area / On a regular basis /	Contractor appointed by OPC			✓			Waste Disposal Ordinance

Tai Shue Wan Development at Ocean Park Environmental Monitoring and Audit Manual



EIA Ref.	EM&A Log Ref.	Environmental Protection Measures	Location / Duration of measures / Timing of completion of measures	Implementation Agent	Implementation Stage ¹					Relevant Legislation & Guidelines
					Des	Con	Op	Dec		
8.5.2.2	6.2	<p>to the refuse collection point accordingly. A reputable waste collector should be employed to remove general refuse regularly to avoid odour nuisance or pest/vermin problem. Sufficient recycling containers are recommended to be provided at suitable locations of the Project to encourage recycling of such waste as aluminium cans, plastics and waste paper.</p> <p>Chemical Waste If chemical wastes are expected to be produced during the operation phase, the Project Proponent should register with the EPD as a chemical waste producer and follow the guidelines stated in the "Code of Practice on the Packaging, Labelling and Storage of Chemical Wastes". Good quality containers compatible with the chemical wastes should be used, and incompatible chemicals should be stored separately. Appropriate labels should be securely attached on each chemical waste container indicating the corresponding chemical characteristics of the chemical waste, such as explosive, flammable, oxidising, irritant, toxic, harmful, corrosive, etc. Licensed collector should be deployed to transport and dispose of the chemical wastes at the approved Chemical Waste Treatment Centre or other licensed recycling facilities, in accordance with the Waste Disposal (Chemical Waste) (General) Regulation.</p>	Throughout operation stage	Contractor appointed by OPC			✓		Code of Practice on the Packaging Labelling and Storage of Chemical Wastes; Waste Disposal (Chemical Waste) (General) Regulation	
8.5.2.3	6.2	<p>Floating Refuse Regular inspection should be carried out along the artificial seawall of the Project boundary for any entrapment or accumulation of floating refuse. Where an appreciable amount of floating refuse is found on the artificial seawall during the inspection, the locations of such refuse will be recorded and arrangements with the project proponent will immediately be made to collect and clear the refuse from the seawall.</p>	Project area / On a regular basis / Throughout operation stage	Contractor appointed by OPC			✓		Waste Disposal Ordinance	
Land Contamination (Construction)										
9.6	7.2	In any case where contaminated soil is identified after the commencement of works, a Contamination Assessment Plan (CAP) is required to be prepared for EPD's endorsement prior to	Project construction site / Before construction stage	Contractor appointed by OPC	✓				Guidance Note for Contaminated Land Assessment and Remediation	

Tai Shue Wan Development at Ocean Park Environmental Monitoring and Audit Manual



EIA Ref.	EM&A Log Ref.	Environmental Protection Measures	Implementation Stage ¹					Relevant Legislation & Guidelines
			Location / Duration of measures / Timing of completion of measures	Implementation Agent	Des	Con	Op	
9.6	7.2	<p>the site investigation. The Contamination Assessment Report (CAR) and/ or Remediation Action Plan (RAP) should be prepared for EPD's approval after the site investigation. If land contamination is confirmed, remediation works should be carried out according to the approved RAP. A Remediation Report (RR) should also be prepared for EPD's endorsement to demonstrate that the clean-up of the contaminated land is completed. No construction work or development of site should be carried out before the approval of the RR.</p> <p>If contaminated soil is identified, the following mitigation measures are for the excavation and transportation of contaminated materials (if any):</p> <ul style="list-style-type: none"> ▪ To minimise the incidents of construction workers coming in contact with any contaminated materials, bulk earth-moving excavation equipment should be employed; ▪ Contact with contaminated materials can be minimised by wearing appropriate clothing and personal protective equipment such as gloves and masks (especially when working directly with contaminated material), provision of washing facilities and prohibition of smoking and eating on site; ▪ Stockpiling of contaminated excavated materials on site should be avoided as far as possible; ▪ The use of any contaminated soil for landscaping purpose should be avoided unless pre-treatment was carried out; ▪ Vehicles containing any excavated materials should be suitably covered to reduce dust emissions and/or release of contaminated wastewater; ▪ Truck bodies and tailgates should be sealed to prevent any discharge; ▪ Only licensed waste haulers should be used to collect and transport contaminated material to treatment/disposal site and should be equipped with tracking system to avoid fly 	Project construction site / Throughout construction stage / Until completion of all construction activities	Contractor appointed by OPC		✓		<p>Guidance Manual for Use of Risk-based Remediation Goals for Contaminated Land Management</p> <p>Practice Guide for Investigation and Remediation of Contaminated Land</p> <p>Waste Disposal Ordinance (Cap 354)</p> <p>Waste Disposal (Chemical Waste) (General) Regulation (Cap 354)</p>

Tai Shue Wan Development at Ocean Park
Environmental Monitoring and Audit Manual



EIA Ref.	EM&A Log Ref.	Environmental Protection Measures	Implementation Stage ¹					Relevant Legislation & Guidelines
			Location / Duration of measures / Timing of completion of measures	Implementation Agent	Des	Con	Op	
		tipping; <ul style="list-style-type: none"> ▪ Speed control for trucks carrying contaminated materials should be exercised. ▪ Observe all relevant regulations in relation to waste handling, such as Waste Disposal Ordinance (Cap 354), Waste Disposal (Chemical Waste) (General) Regulation (Cap 354) and obtain all necessary permits where required; and ▪ Maintain records of waste generation and disposal quantities and disposal arrangements. 						
Landscaping and Visual Impact (Construction)								
Table 12.13 (CP01)	Table 9.1 (CP01)	Minimisation of Construction Period The construction programme should be carefully designed to minimise the length of the construction period.	Project construction site / Throughout construction stage / Until completion of all construction activities	Contractor appointed by OPC	✓	✓		EIAO-TM
Table 12.13 (CP02)	Table 9.1 (CP02)	Minimisation of Works Areas The footprint of the proposed hard structures as well as the extent of temporary works areas should be minimised as far as practicable.	Project construction site / Throughout construction stage / Until completion of all construction activities	Contractor appointed by OPC	✓	✓		EIAO-TM
Table 12.13 (CP03)	Table 9.1 (CP03)	Construction Site Controls Construction site controls should be enforced, where possible, to ensure that the landscape and visual impacts arising from the construction phase activities, such as the storage of materials, the location and appearance of site accommodation, etc. are minimised.	Project construction site / Throughout construction stage / Until completion of all construction activities	Contractor appointed by OPC	✓	✓		EIAO-TM
Table 12.13 (CP04)	Table 9.1 (CP04)	Preservation of Existing Vegetation The development proposal should avoid disturbance to existing vegetation as far as practicable. A formal tree removal application should be submitted for approval by relevant authorities in accordance with LAO PN No. 07/2007 "Tree Preservation and Tree Removal Application for Building Development in Private Projects" during the detailed design phase of the Project. Where possible, all trees which are not in direct conflict with the development proposals should be retained <i>in situ</i> .	Project construction site / Throughout construction stage / Until completion of all construction activities	Contractor appointed by OPC	✓	✓		EIAO-TM; LAO PN No. 07/2007
Table	Table	No Intrusion Zones	Project construction site /	Contractor	✓	✓		EIAO-TM

Tai Shue Wan Development at Ocean Park Environmental Monitoring and Audit Manual



EIA Ref.	EM&A Log Ref.	Environmental Protection Measures	Location / Duration of measures / Timing of completion of measures	Implementation Agent	Implementation Stage ¹				Relevant Legislation & Guidelines
					Des	Con	Op	Dec	
12.13 (CP06)	9.1 (CP06)	Where practicable, "no intrusion zones" should be designated within the Project area for protection of existing vegetation. Durable boundary fences should be erected to clearly demarcate these "no intrusion zones". No construction activities, storage of materials and vehicular access will be allowed within the "no intrusion zones" to prevent potential damage to canopies and root zones of vegetation.	Throughout construction stage / Until completion of all construction activities	appointed by OPC					
Table 12.13 (CP09)	Table 9.1 (CP09)	Construction Site Hoardings Two types of hoardings should be considered. One is used for areas in close contact with visitors and for areas where visual intrusion is a key concern. It should be graphical and thematic, and visually 'impermeable' to block the views of construction activities from the VSRs. The other is used for areas to be viewed at a distance. It should be subtle and camouflaged so that it blends in with the surrounding landscape.	Project construction site / Throughout construction stage / Until completion of all construction activities	Contractor appointed by OPC	✓			EIAO-TM	
Table 12.13 (CP10)	Table 9.1 (CP10)	Dust and Erosion Control for Exposed Soil Exposed soil shall be covered or "camouflaged" and watered frequently. Areas that are expected to be left with bare soil for a long period of time should be hydroseeded and / or covered with suitable protective fabrics.	Project construction site / Throughout construction stage / Until completion of all construction activities	Contractor appointed by OPC	✓			EIAO-TM	
Table 12.13 (CP11)	Table 9.1 (CP11)	Appearance of Construction Plant / Machinery To minimise the visual intrusion of construction activities to visitors and other VSRs, a suitable colour scheme of construction machines and plants should be adopted where possible.	Project construction site / Throughout construction stage / Until completion of all construction activities	Contractor appointed by OPC	✓			EIAO-TM	
Table 12.13 (CP12)	Table 9.1 (CP12)	Construction Lighting Control All security floodlights for construction sites should be equipped with adjustable shield, frosted diffusers and reflective covers, and be carefully controlled to minimise light pollution and night-time glare to the VSRs.	Project construction site / Throughout construction stage / Until completion of all construction activities	Contractor appointed by OPC	✓			EIAO-TM	
Table 12.13 (CP13)	Table 9.1 (CP13)	Appearance of Construction Workers To protect Ocean Park's image, construction workers should be required to enter the park areas with their helmets and safety vests properly stored or carried in non-transparent bags. They should also dress properly and cleanly.	Project construction site / Throughout construction stage / Until completion of all construction activities	Contractor appointed by OPC	✓			EIAO-TM	
Landscape and Visual Impact (Operation)									

Tai Shue Wan Development at Ocean Park Environmental Monitoring and Audit Manual



EIA Ref.	EM&A Log Ref.	Environmental Protection Measures	Implementation Stage ¹					Relevant Legislation & Guidelines
			Location / Duration of measures / Timing of completion of measures	Implementation Agent	Des	Con	Op	
Table 12.14 (OP01)	Table 9.2 (OP01)	<p>Sensitive Design and Disposition</p> <p>All proposed hard structures should be sensitively designed in a manner that responds to the existing and planned landscape context, and minimises potential adverse landscape and visual impacts. The structural design should seek to reduce the apparent visual mass through the use of natural materials such as wooden frame and semi-transparent panels. Subdued tones should be considered for the colour palette with non-reflective finishes to reduce glare effect. Site specific measures, such as the disposition of the key structures closer to the northern slopes, the design of building forms as extension along the existing slope topography, the use of concave roof form and the location of ride platforms on or near the slopes to minimise structural support, should also be considered for better integration with the surroundings and minimisation of potential visual impacts.</p>	Project buildings / During design stage / Throughout operation phase	Design Architect / Contractor appointed by OPC	✓	✓	✓	EIAO-TM
Table 12.14 (OP03)	Table 9.2 (OP03)	<p>Enhancement Planting</p> <p>Other than compensatory tree planting, additional trees, shrubs, groundcovers and lawn should also be considered to maximise greening within the redevelopment area.</p>	Project area / During design stage / Throughout operation phase	Design Architect / Contractor appointed by OPC	✓	✓	✓	EIAO-TM
Table 12.14 (OP06)	Table 9.2 (OP06)	<p>Responsive Lighting Design</p> <p>Overall lighting design would carefully consider a reasonable level of functional and thematic lighting with due consideration of possible light pollution and night-time glare to the surroundings. Consideration shall be made by the lighting designers to the following measures:</p> <ul style="list-style-type: none"> ▪ Lighting shall be designed with due consideration of mounting height and direction of light fixtures so as not to point directly towards any sensitive receiver. ▪ Lighting shall be arranged with due consideration of reflectance so as to avoid glare effect. ▪ Lighting shall be regularly monitored during operation. ▪ Lights located adjacent or in proximity to neighbours shall be carefully designed to prevent possible light intrusion. ▪ Lighting operation schedule shall specify only lights necessary for security to be left on after business hours. ▪ Paving materials should be selected as necessary to reduce 	Project area / During design stage / Throughout operation phase	Design Architect / Contractor appointed by OPC	✓	✓	✓	EIAO-TM

Tai Shue Wan Development at Ocean Park Environmental Monitoring and Audit Manual



EIA Ref.	EM&A Log Ref.	Environmental Protection Measures	Location / Duration of measures / Timing of completion of measures	Implementation Agent	Implementation Stage ¹					Relevant Legislation & Guidelines
					Des	Con	Op	Dec		
		potential glare from surface reflectance. <ul style="list-style-type: none"> ▪ Particular attention should be paid to the use of lighting having a high intensity or harsher tone (e.g. metal halide lamps). ▪ Lights shall generally be models having precise cut-off range (such as full cut-off optics where available and practicable) and if necessary be fitted with adjustable anti-glare shields. 								

Remarks:

1. Des – Design Stage, Con – Construction Stage, Op – Operation, Dec - Decommissioning

