



---

## 4th Annual EM&A Review Report for June 2022 to May 2023 (2022-2023)

0026/22/ED/0399 02 |

**Contract No. CM/2021/11 Expansion of Sha Tau Kok Sewage Treatment Works**



Drainage Services Department  
42/F., Revenue Tower  
5 Gloucester Road  
Wan Chai  
Hong Kong

Your reference:

Our reference: HKDSD206/50/109184

Date: 12 September 2023

Attention: Mr Alex Lam

**BY EMAIL & POST**  
**(email: thlam@dsd.gov.hk)**

Dear Sirs

Agreement No. CM 14/2018  
Independent Environmental Checker Services for  
Expansion of Sha Tau Kok Sewage Treatment Works  
4th Annual Environmental Monitoring and Audit Review Report (June 2022 – May 2023)

We refer to emails of 15 and 18 August 2023 from Furgo Technical Service Limited attaching the 4th Annual Environmental Monitoring and Audit Review Report (June 2022 – May 2023).

We have no further comment and hereby verify the captioned Report in accordance with Clause 2.6(ii) of the Environmental Permit no. EP-517/2017/A and Section 12.5 of the Environmental Monitoring and Audit Manual.

Should you have any queries, please do not hesitate to contact the undersigned or our Mr Alex Chan at 2618 2831.

Yours faithfully  
ANEWR CONSULTING LIMITED

James Choi  
Independent Environmental Checker

CPSJ/LCCR/CYCA/lsmt

cc DSD – Mr Alex Leung (email: alexleung\_dsd@dc1803.com.hk)  
Binnies – Mr Alaster Chan (email: are\_em2@dc1803.com.hk)  
Furgo – Mr Calvin Leung (email: c.leung@fugro.com)

**ANewR Consulting Limited**  
Unit 1813, 1815-16, 18/F, Tower A, Regent Centre  
63 Wo Yi Hop Road, Kwai Chung, Hong Kong  
Tel: (852) 2618 2831 Fax: (852) 3007 8648  
Email: info@anewr.com  
Web: www.anewr.com



# Document Control


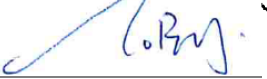

## Document Information

Project Title	Expansion of Sha Tau Kok Sewage Treatment Works (Contract No. CM/2021/11)
Document Title	4th Annual EM&A Review Report for June 2022 to May 2023 (2022-2023)
Fugro Project No.	0026/22
Fugro Document No.	0026/22/ED/0399
Issue Number	02

## Client Information

Client	Drainage Services Department
Client Address	42/F, Revenue Tower, 5 Gloucester Road, Wan Chai, Hong Kong
Client Contact	Mr. Alex Lam

## Environmental Team

Initials	Name	Role	Signature
MP	Calvin M.P. Leung	Environmental Team Leader	
KH	Toby K.H. Wan	Environmental Consultant	
HY	Alex H.Y. Wong	Assistant Environmental Consultant	

## EXECUTIVE SUMMARY

### Introduction

This is the 4<sup>th</sup> Annual EM&A Summary Report prepared by Fugro Technical Services Limited (FTS) for the Expansion of Sha Tau Kok Sewage Treatment Works. This report summarized the monitoring results and audits findings of the EM&A programme under the issued EP (EP No.: EP-517/2017/A) and in accordance with the EM&A Manual during the reporting period from 1 June 2022 to 31 May 2023.

Summary of main works undertaken during the reporting period as follows:

Jun 2022	<ul style="list-style-type: none"> <li>• Construction of cofferdam at the location of the diffuser</li> <li>• Formwork erection</li> </ul>
Jul 2022	<ul style="list-style-type: none"> <li>• Construction of cofferdam at the location of the diffuser</li> <li>• Formwork erection</li> </ul>
Aug 2022	<ul style="list-style-type: none"> <li>• Construction of cofferdam at the location of the diffuser</li> <li>• Formwork erection</li> <li>• Sewage pipe laying at Shun Hing Street and Tong To Village</li> <li>• Dredging works</li> </ul>
Sep 2022	<ul style="list-style-type: none"> <li>• Sha Tau Kok Sewage Treatment Plant               <ul style="list-style-type: none"> <li>• Formwork erection, rebar fixing and concreting</li> </ul> </li> <li>• Submarine outfall               <ul style="list-style-type: none"> <li>• Installation of diffuser</li> <li>• Backfilling rock material</li> </ul> </li> <li>• Tong To Village               <ul style="list-style-type: none"> <li>• Open trench and pipe laying works</li> </ul> </li> <li>• Shun Hing Street               <ul style="list-style-type: none"> <li>• Grouting works</li> </ul> </li> </ul>
Oct 2022	<ul style="list-style-type: none"> <li>• Sha Tau Kok Sewage Treatment Plant               <ul style="list-style-type: none"> <li>• Demolish of steel decking</li> <li>• Formwork erection and rebar fixing</li> <li>• Falsework erection</li> <li>• Concreting</li> </ul> </li> <li>• Submarine outfall               <ul style="list-style-type: none"> <li>• Levelling of diffuser pipe</li> <li>• Modification of diffuser pipe</li> <li>• Installation of diffuser pipe</li> <li>• Backfilling Grade 75 rockfill</li> </ul> </li> <li>• Access Road               <ul style="list-style-type: none"> <li>• Construction of vertical shaft</li> </ul> </li> <li>• Shun Hing Street               <ul style="list-style-type: none"> <li>• Preparation work for TBM works</li> <li>• Construction of manhole</li> <li>• ELS work for construction of manhole</li> </ul> </li> <li>• Tong To Village               <ul style="list-style-type: none"> <li>• Open trench excavation</li> </ul> </li> </ul>

	<ul style="list-style-type: none"> <li>• Installation of PE pipe</li> </ul>
Nov 2022	<ul style="list-style-type: none"> <li>• Sha Tau Kok Sewage Treatment Plant               <ul style="list-style-type: none"> <li>• Scaffolding erection of working platform</li> <li>• Formwork erection and rebar fixing</li> <li>• Falsework dismantlement</li> <li>• Concreting</li> </ul> </li> <li>• Submarine outfall               <ul style="list-style-type: none"> <li>• Backfilling Grade 75 and Grade 400 rockfill</li> <li>• Laying geotextile</li> <li>• Installation of concrete cap</li> </ul> </li> <li>• Access Road               <ul style="list-style-type: none"> <li>• Construction of vertical shaft</li> <li>• Open trench excavation from manhole 1102 to 1006</li> </ul> </li> <li>• Shun Hing Street               <ul style="list-style-type: none"> <li>• Setting of TBM equipment</li> <li>• Construction of manhole</li> <li>• TBM pipe jacking works</li> <li>• ELS work for construction of manhole</li> </ul> </li> <li>• Tong To Village               <ul style="list-style-type: none"> <li>• Open trench excavation</li> <li>• Installation of PE pipe</li> <li>• Formwork erection and rebar fixing for manhole</li> <li>• Concreting manhole</li> </ul> </li> </ul>
Dec 2022	<ul style="list-style-type: none"> <li>• Sha Tau Kok Sewage Treatment Plant               <ul style="list-style-type: none"> <li>• Scaffolding erection of working platform</li> <li>• Formwork erection and rebar fixing</li> <li>• Falsework dismantlement</li> <li>• Concreting</li> <li>• Installation of precast unit</li> </ul> </li> <li>• Submarine outfall               <ul style="list-style-type: none"> <li>• Backfilling Grade 75 and Grade 400 rockfill</li> <li>• Removal of sheet pile</li> <li>• Removal of silt curtain</li> </ul> </li> <li>• Access Road               <ul style="list-style-type: none"> <li>• ELS work for enlarge jacking pit at verge area</li> <li>• Open trench excavation from manhole 1102 to 1006</li> <li>• Welding waling from 1102 to 1106</li> </ul> </li> <li>• Shun Hing Street               <ul style="list-style-type: none"> <li>• Construction of manhole</li> <li>• TBM pipe jacking works</li> <li>• mHDD from 1001 to 1001A</li> </ul> </li> <li>• Tong To Village               <ul style="list-style-type: none"> <li>• Open trench excavation</li> <li>• Installation of PE pipe</li> <li>• Formwork erection and rebar fixing for manhole</li> <li>• Concreting manhole</li> </ul> </li> </ul>

<p>Jan 2023</p>	<ul style="list-style-type: none"> <li>• Sha Tau Kok Sewage Treatment Plant               <ul style="list-style-type: none"> <li>• Scaffolding erection of working platform</li> <li>• Formwork erection and rebar fixing</li> <li>• Falsework dismantlement</li> <li>• Concreting</li> <li>• Installation of precast unit</li> </ul> </li> <li>• Access Road               <ul style="list-style-type: none"> <li>• ELS work for enlarge jacking pit at verge area</li> <li>• Open trench excavation from manhole 1102 to 1006</li> <li>• Welding waling from 1102 to 1106</li> </ul> </li> <li>• Shun Hing Street               <ul style="list-style-type: none"> <li>• Construction of manhole</li> <li>• Backfilling of manhole</li> <li>• TBM pipe jacking works</li> <li>• mHDD from 1001 to 1001A</li> </ul> </li> <li>• Tong To Village               <ul style="list-style-type: none"> <li>• Open trench excavation</li> <li>• Installation of PE pipe</li> <li>• Formwork erection and rebar fixing for manhole</li> <li>• Concreting manhole</li> <li>• Rectification of manhole defect</li> <li>• Road reinstatement</li> </ul> </li> </ul>
<p>Feb 2023</p>	<ul style="list-style-type: none"> <li>• Sha Tau Kok Sewage Treatment Plant               <ul style="list-style-type: none"> <li>• Scaffolding erection of working platform</li> <li>• Formwork erection and rebar fixing</li> <li>• Falsework dismantlement</li> <li>• Concreting</li> <li>• Installation of precast unit</li> <li>• E&amp;M installation</li> <li>• Sheet piling works</li> </ul> </li> <li>• Access Road               <ul style="list-style-type: none"> <li>• Backfilling the enlarged jacking pit</li> <li>• Preparation work for resume pipe jacking work</li> <li>• Casting concrete blinding for open trench from STKSTW1102 to STKSTW1006</li> </ul> </li> <li>• Shun Hing Street               <ul style="list-style-type: none"> <li>• Construction of manhole</li> <li>• Backfilling of manhole</li> <li>• TBM pipe jacking works</li> </ul> </li> <li>• Tong To Village               <ul style="list-style-type: none"> <li>• Rectification of manhole defect</li> <li>• Road reinstatement</li> <li>• CCTV inspection</li> </ul> </li> </ul>
<p>Mar 2023</p>	<ul style="list-style-type: none"> <li>• Sha Tau Kok Sewage Treatment Plant               <ul style="list-style-type: none"> <li>• Scaffolding erection of working platform</li> <li>• Formwork erection and rebar fixing</li> <li>• Falsework dismantlement</li> </ul> </li> </ul>

	<ul style="list-style-type: none"> <li>• Concreting</li> <li>• Installation of precast unit</li> <li>• E&amp;M installation</li> <li>• ELS works</li> <li>• Floor screeding work</li> <li>• Access Road             <ul style="list-style-type: none"> <li>• Resume pipe jacking work</li> <li>• Additional grouting for open trench</li> </ul> </li> <li>• Shun Hing Street             <ul style="list-style-type: none"> <li>• Manhole construction and road reinstatement</li> <li>• TBM drill head demobilisation</li> <li>• Grouting works and preparation of PE pipe laying from STKSTW1004 to STKSTW1006</li> </ul> </li> <li>• Tong To Village             <ul style="list-style-type: none"> <li>• Rectification of manhole defect</li> <li>• Road reinstatement</li> </ul> </li> </ul>
<p>Apr 2023</p>	<ul style="list-style-type: none"> <li>• Sha Tau Kok Sewage Treatment Plant             <ul style="list-style-type: none"> <li>• Scaffolding erection of working platform</li> <li>• Formwork erection and rebar fixing</li> <li>• Falsework dismantlement</li> <li>• Concreting</li> <li>• Installation of precast unit</li> <li>• E&amp;M installation</li> <li>• ELS works</li> <li>• Floor screeding work</li> <li>• Wall defect rectification work</li> </ul> </li> <li>• Access Road             <ul style="list-style-type: none"> <li>• Pipe jacking works from STKSTW1101 to STKSTW1102</li> <li>• Grouting work from STKSTW1101 to STKSTW1102</li> </ul> </li> <li>• Shun Hing Street             <ul style="list-style-type: none"> <li>• Manhole construction and road reinstatement</li> <li>• PE pipe laying from STKSTW1004 to STKSTW1006</li> <li>• Temporary footpath for construction of manhole STKSTW1005</li> </ul> </li> <li>• Tong To Village             <ul style="list-style-type: none"> <li>• Run in-out reinstatement works</li> </ul> </li> </ul>
<p>May 2023</p>	<ul style="list-style-type: none"> <li>• Sha Tau Kok Sewage Treatment Plant             <ul style="list-style-type: none"> <li>• Scaffolding erection of working platform</li> <li>• Formwork erection and rebar fixing</li> <li>• Falsework dismantlement</li> <li>• Concreting</li> <li>• Installation of precast unit</li> <li>• E&amp;M installation</li> <li>• ELS works</li> <li>• Wall painting</li> </ul> </li> <li>• Access Road             <ul style="list-style-type: none"> <li>• Removal of slurry pipe from STKSTW1101 to STKSTW1102</li> <li>• Grouting work from STKSTW1101 to STKSTW1102</li> </ul> </li> </ul>

	<ul style="list-style-type: none"> <li>• Shun Hing Street <ul style="list-style-type: none"> <li>• Manhole construction and road reinstatement</li> <li>• PE pipe laying from STKSTW1004 to STKSTW1006</li> <li>• Grouting work form STKSTW1004 to STKSTW1006</li> <li>• ELS work for construction of manhole STKSTW1005</li> </ul> </li> <li>• Tong To Village <ul style="list-style-type: none"> <li>• No construction activities</li> </ul> </li> </ul>
--	--

Implementation of the key mitigation measures during the reporting period as follows:

- All construction plants / machineries should be checked / serviced on a regular basis during the courses of construction to minimize the emission of noise generation and eliminate dark smoke emission.
- All C&D materials generated should be transported and stored at temporary storage area.
- Cover should be provided during transportation of dusty materials. Suitable materials should be sorted for reuse on-site. Only non-inert C&D material should be disposed off-site to NENT Landfill.
- All dump trucks should be equipped with mechanical covers to prevent the dust emission during transportation when necessary.
- Dust control measures, such as water spraying should be provided when necessary.
- Maintaining of wet surface on access road and keep slow speed in the site.
- Wastewater to be treated by wastewater treatment facilities before discharge.
- Conditions in the Environmental Permit and Discharge License should be followed.
- Fuelling of equipment should be conducted carefully on-site by mobile tanker to avoid storage of fuel and oil spillage.
- Provision of drip trays for equipment/ containers likely cause spillage of chemical / fuel, and provide routine maintenance.
- Predict required quantity of concrete accurately and collect the unused fresh concrete at designated locations in the site for subsequent disposal.
- Application of silent plant. NRMM and noise labels should be displayed on the PME.
- Provision of chemical/waste management on site.
- Reuse and recycle of drill mud during HDD works.
- No discharge of wastewater/ drill fluid should be allowed.
- Bunding / sandbags should be provided at the edge of the working barges to prevent any potential surface/ mud runoff to the sea.
- Floating single silt curtain shall be deployed to fully enclose the works area at sea side.
- Provide sufficient mitigation measures/ precautionary measures as recommended in the method statement of submarine outfall construction and approved EM&A Manual requirements.



## Breaches of Action and Limit Levels

### Odour Monitoring

No non-compliance of odour monitoring was noted in the reporting period.

### Noise Monitoring

No Action / Limit Level exceedance for noise monitoring was recorded during the reporting period.

### Water Quality Monitoring

A total of 1 Action Level exceedance and 3 Limit Level exceedances of water quality were recorded in the reporting period. The exceedances were considered not related to the Project.

## Complaint Log

A total of 1 complaint about construction noise generated from the construction site was received via Environmental Protection Department (ref: EC001\_STK20220603\_001B) on 9 June 2022. The investigation report for the complaint was finalized on 23 June 2022.

## Reporting Change

There was no reporting change in the reporting period.

## EP Submission

The following EP submission (EP No.: EP-517/2017/A) was submitted during the report period:

### The Condition 2.11

The revised Method Statement for construction of Submarine Outfall and Diffuser Cofferdam was submitted to EPD on 4 January 2022.

### The Condition 2.15:

The revised odour commissioning test report was submitted to EPD on 27 August 2021.

The revised method statement for construction of submarine outfall and diffuser cofferdam was submitted to EPD on 13 September 2021.

### The Condition 3.4:

The 36<sup>th</sup> Monthly EM&A Report (May 2022) was submitted to EPD on 14 June 2022.

The 12<sup>th</sup> Quarterly EM&A Summary Report (March 2022 to May 2022) was submitted to EPD on 15 November 2022.

The 37<sup>th</sup> Monthly EM&A Report (June 2022) was submitted to EPD on 19 July 2022.

The 38<sup>th</sup> Monthly EM&A Report (July 2022) was submitted to EPD on 12 August 2022.

The 39<sup>th</sup> Monthly EM&A Report (August 2022) was submitted to EPD on 16 September 2022.

The 13<sup>th</sup> Quarterly EM&A Summary Report (June 2022 to August 2022) was submitted to EPD on 23 December 2022.

The 40<sup>th</sup> Monthly EM&A Report (September 2022) was submitted to EPD on 17 October 2022.

The 41<sup>st</sup> Monthly EM&A Report (October 2022) was submitted to EPD on 15 November 2022.

The 42<sup>nd</sup> Monthly EM&A Report (November 2022) was submitted to EPD on 13 December 2022.

The 14<sup>th</sup> Quarterly EM&A Summary Report (September 2022 to November 2022) was submitted to EPD on 23 December 2022.

The 43<sup>rd</sup> Monthly EM&A Report (December 2022) was submitted to EPD on 17 January 2023.

The 44<sup>nd</sup> Monthly EM&A Report (January 2023) was submitted to EPD on 10 February 2023.

The 45<sup>th</sup> Monthly EM&A Report (February 2023) was submitted to EPD on 15 March 2023.

The 15<sup>th</sup> Quarterly EM&A Summary Report (December 2022 to February 2023) was submitted to EPD on 5 July 2023.

The 46<sup>th</sup> Monthly EM&A Report (March 2023) was submitted to EPD on 20 April 2023.

The 47<sup>th</sup> Monthly EM&A Report (April 2023) was submitted to EPD on 16 May 2023.

The 48<sup>th</sup> Monthly EM&A Report (May 2023) was submitted to EPD on 15 June 2023.

# Contents

<b>EXECUTIVE SUMMARY</b>	<b>1</b>
<b>1. INTRODUCTION</b>	<b>10</b>
1.1 Background	10
1.2 Scope of Report	11
1.3 Project Organization	12
1.4 Construction Programme and Activities	12
1.5 Status of Environmental Licences, Notification and Permits	18
<b>2. ENVIRONMENTAL MONITORING REQUIREMENTS</b>	<b>19</b>
2.1 Odour Monitoring (Operation Phase for TSTP)	19
2.2 Noise Monitoring	21
2.3 Water Quality Monitoring	22
<b>3. LANDSCAPE AND VISUAL</b>	<b>26</b>
3.1 Site Inspection	26
<b>4. SITE INSPECTION AND AUDIT</b>	<b>27</b>
4.1 Site Inspection	27
<b>5. WASTE MANAGEMENT STATUS</b>	<b>29</b>
5.1 Advice on the Solid and Liquid Waste Management Status	29
<b>6. ENVIRONMENTAL COMPLAINT AND NON-COMPLIANCE</b>	<b>30</b>
6.1 Complaints, Notification of Summons and Prosecution	30
<b>7. IMPLEMENTATION STATUS OF ENVIRONMENTAL MITIGATION MEASURE</b>	<b>31</b>
7.1 Implementation Status	31
<b>8. ON-SITE TIME FOR ET AND IEC TEAM</b>	<b>32</b>
<b>9. CONCLUSION AND RECOMMENDATION</b>	<b>33</b>
9.1 Conclusions	33

---

## Figures

Figure 1	General Layout Plan
Figure 2	Location of Odour Monitoring
Figure 3	Location of Noise Monitoring Stations
Figure 4	Location of Marine Water Quality Monitoring Stations

---

---

## Appendices

Appendix A	Project Organization Structure
Appendix B	Construction Programme
Appendix C	Graphical Presentations of Monitoring Results
Appendix D	Event and Action Plan
Appendix E	Waste Flow Table
Appendix F	Implementation Status of Environment Mitigation Measures
Appendix G	Cumulative statistics on Environmental Complaints, Notifications of Summons and Successful Prosecutions
Appendix H	The on-site time & duties of ET and IEC

---

# 1. INTRODUCTION

## 1.1 Background

- 1.1.1 The Project in Sha Tau Kok mainly comprises of the following items:
- i. Increase the treatment capacity of Sha Tau Kok Sewage Treatment Works (STKSTW) to 5,000 m<sup>3</sup>/day at Average Dry Weather Flow (ADWF) in Phase 1, with suitable allowance to cater for a further increase of treatment capacity to 10,000 m<sup>3</sup>/day at ADWF in Phase 2;
  - ii. Construct a Temporary Sewage Treatment Plant (TSTP);
  - iii. Demolish the existing Sha Tau Kok Sewage Pumping Station (STKSPS) and decommission the rising main between STKSPS and STKSTW;
  - iv. Construct a new gravity sewer; and
  - v. Decommission the existing submarine outfall and construct a new one.
- 1.1.2 The Project site will be within the existing STKSTW while the construction of the gravity sewers and demolition of STKSPS will be carried out in Sha Tau Kok Town. The proposed submarine outfall will be constructed by Horizontal Directional Drilling (HDD) method under the seabed of Starling Inlet.
- 1.1.3 The Environmental Impact Assessment (EIA) Report for Expansion of Sha Tau Kok Sewage Treatment Works (Register No: AEIAR-207/2017) was approved on 14 February 2017. A Variation of an Environmental Permit (EP) EP-517/2017/A was issued on 18 October 2019 and it is the current permit for the Project.
- 1.1.4 From 27 May 2019 to 26 February 2020, Fugro Technical Services Limited (FTS) is appointed to work as the additional services for Environmental Team (ET) services at the early stage of the construction phase to implement the EM&A programme for the project.
- 1.1.5 From 27 February 2020 to 28 February 2022, AECOM Asia Co. Ltd (AECOM) is appointed as the ET to undertake the ET services for the project and implement the EM&A works during the construction phase.
- 1.1.6 Since 1 March 2022, FTS has been appointed as the ET to undertake the ET services for the Project and implement the EM&A works under Contract No. CM/2021/11 "Expansion of Sha Tau Kok Sewage Treatment Works".
- 1.1.7 The EM&A programme of this Project shall be implemented in accordance with the requirements and procedures set out in the EM&A Manual and the EP No. EP-517/2017/A.
- 1.1.8 A baseline noise monitoring work was conducted between 25 February 2019 and 11 March 2019 and an Environmental Monitoring Report (Noise) Report (Report No.: 0118/18/ED/0259D) had submitted to EPD on 2 April 2019 and was approved by EPD on 21 June 2019.

- 1.1.9 A baseline water quality monitoring was conducted between 26 February 2019 and 23 Mar 2019 and an Environmental Monitoring Report (Water) Report (Report No.: 0118/18/ED/0307E) had submitted to EPD on 14 Jun 2019 and comments of report were received from EPD on 21 November 2019. An updated Environmental Monitoring Report (Water) Report (Report No.: 0118/18/ED/0307F) had submitted to EPD on 6 January 2020 and the report was approved by EPD on 2 March 2020.
- 1.1.10 A pre-construction survey on night roosting site for great egret was conducted in October 2019 and a Pre-construction Survey Report (Report No.: 0118/18/ED/0382 03) had submitted to EPD on 12 December 2019 and the report was found in order by Agriculture, Fisheries and Conservation Department on 30 December 2019. An updated pre-construction survey was conducted in December 2021 to reconfirm the usage of the Night Roosting Site by Great Egrets or other ardeids species before the commencement of any construction/ demolition works within 100m of the Night Roosting Site.
- 1.1.11 A proposal for changes of the environmental monitoring methodology and requirement (Operation Phase of Odour Monitoring) had submitted to EPD on 29 April 2020 and comments from EPD were received on 26 May 2020. A revised proposal was submitted on 28 May 2020 and approved by EPD on 4 June 2020.
- 1.1.12 The method statement for construction of submarine outfall and diffuser cofferdam was submitted to EPD on 1 April 2020, subsequence comments from EPD were received and the revised method statement was submitted to EPD on 13 September 2021. The revised method statement has been approved by EPD on 11 January 2022.
- 1.1.13 The construction phase and EM&A programme of the Project commenced on 27 May 2019. The operation of TSTP was commenced on 22 July 2020.

## 1.2 Scope of Report

- 1.2.1 This is the 4<sup>th</sup> Annual EM&A Summary Report prepared by FTS for the Expansion of Sha Tau Kok Sewage Treatment Works. This report summarized the monitoring results and audits findings of the EM&A programme under the issued EP (Condition 3.4 of EP No.: EP-517/2017/A) and in accordance with the EM&A Manual during the reporting period from 1 June 2022 to 31 May 2023.

## 1.3 Project Organization

1.3.1 The Project Organization structure is shown in **Appendix A**. The key personnel contact names and numbers are summarized in **Table 1.1**.

Table 1.1 Contact Information of Key Personnel

Party	Position	Name	Telephone
<b>DSD</b> (Drainage Services Department)	Engineer	Mr. Alex Lam	2594 7262
<b>ER</b> (Binnies Hong Kong Limited)	Resident Engineer	Mr. Kendrick Wong	2946 8707
<b>IEC</b> (ANewR Consulting Limited)	Independent Environmental Checker	Mr. James Choi	2618 2836
<b>Contractor</b> (Build King – Kum Shing J. V.)	Environmental Officer	Ms. Ping Ngan	9516 9431
<b>ET</b> (Fugro Technical Services Limited)	Environmental Team Leader	Mr. Calvin Leung	3565 4441

## 1.4 Construction Programme and Activities

1.4.1 The construction phase of the Project under the EP commenced on 27 May 2019. The operation of TSTP was commenced on 22 July 2020.

1.4.2 The main works undertaken during the reporting period as follows:

Jun 2022	<ul style="list-style-type: none"> <li>• Construction of cofferdam at the location of the diffuser</li> <li>• Formwork erection</li> </ul>
Jul 2022	<ul style="list-style-type: none"> <li>• Construction of cofferdam at the location of the diffuser</li> <li>• Formwork erection</li> </ul>
Aug 2022	<ul style="list-style-type: none"> <li>• Construction of cofferdam at the location of the diffuser</li> <li>• Formwork erection</li> <li>• Sewage pipe laying at Shun Hing Street and Tong To Village</li> <li>• Dredging works</li> </ul>
Sep 2022	<ul style="list-style-type: none"> <li>• Sha Tau Kok Sewage Treatment Plant <ul style="list-style-type: none"> <li>• Formwork erection, rebar fixing and concreting</li> </ul> </li> <li>• Submarine outfall <ul style="list-style-type: none"> <li>• Installation of diffuser</li> <li>• Backfilling rock material</li> </ul> </li> <li>• Tong To Village <ul style="list-style-type: none"> <li>• Open trench and pipe laying works</li> </ul> </li> <li>• Shun Hing Street <ul style="list-style-type: none"> <li>• Grouting works</li> </ul> </li> </ul>
Oct 2022	<ul style="list-style-type: none"> <li>• Sha Tau Kok Sewage Treatment Plant <ul style="list-style-type: none"> <li>• Demolish of steel decking</li> <li>• Formwork erection and rebar fixing</li> <li>• Falsework erection</li> <li>• Concreting</li> </ul> </li> <li>• Submarine outfall <ul style="list-style-type: none"> <li>• Levelling of diffuser pipe</li> </ul> </li> </ul>

	<ul style="list-style-type: none"> <li>• Modification of diffuser pipe</li> <li>• Installation of diffuser pipe</li> <li>• Backfilling Grade 75 rockfill</li> <li>• Access Road             <ul style="list-style-type: none"> <li>• Construction of vertical shaft</li> </ul> </li> <li>• Shun Hing Street             <ul style="list-style-type: none"> <li>• Preparation work for TBM works</li> <li>• Construction of manhole</li> <li>• ELS work for construction of manhole</li> </ul> </li> <li>• Tong To Village             <ul style="list-style-type: none"> <li>• Open trench excavation</li> <li>• Installation of PE pipe</li> </ul> </li> </ul>
<p>Nov 2022</p>	<ul style="list-style-type: none"> <li>• Sha Tau Kok Sewage Treatment Plant             <ul style="list-style-type: none"> <li>• Scaffolding erection of working platform</li> <li>• Formwork erection and rebar fixing</li> <li>• Falsework dismantlement</li> <li>• Concreting</li> </ul> </li> <li>• Submarine outfall             <ul style="list-style-type: none"> <li>• Backfilling Grade 75 and Grade 400 rockfill</li> <li>• Laying geotextile</li> <li>• Installation of concrete cap</li> </ul> </li> <li>• Access Road             <ul style="list-style-type: none"> <li>• Construction of vertical shaft</li> <li>• Open trench excavation from manhole 1102 to 1006</li> </ul> </li> <li>• Shun Hing Street             <ul style="list-style-type: none"> <li>• Setting of TBM equipment</li> <li>• Construction of manhole</li> <li>• TBM pipe jacking works</li> <li>• ELS work for construction of manhole</li> </ul> </li> <li>• Tong To Village             <ul style="list-style-type: none"> <li>• Open trench excavation</li> <li>• Installation of PE pipe</li> <li>• Formwork erection and rebar fixing for manhole</li> <li>• Concreting manhole</li> </ul> </li> </ul>
<p>Dec 2022</p>	<ul style="list-style-type: none"> <li>• Sha Tau Kok Sewage Treatment Plant             <ul style="list-style-type: none"> <li>• Scaffolding erection of working platform</li> <li>• Formwork erection and rebar fixing</li> <li>• Falsework dismantlement</li> <li>• Concreting</li> <li>• Installation of precast unit</li> </ul> </li> <li>• Submarine outfall             <ul style="list-style-type: none"> <li>• Backfilling Grade 75 and Grade 400 rockfill</li> <li>• Removal of sheet pile</li> <li>• Removal of silt curtain</li> </ul> </li> <li>• Access Road             <ul style="list-style-type: none"> <li>• ELS work for enlarge jacking pit at verge area</li> </ul> </li> </ul>



	<ul style="list-style-type: none"> <li>• Open trench excavation from manhole 1102 to 1006</li> <li>• Welding waling from 1102 to 1106</li> <li>• Shun Hing Street             <ul style="list-style-type: none"> <li>• Construction of manhole</li> <li>• TBM pipe jacking works</li> <li>• mHDD from 1001 to 1001A</li> </ul> </li> <li>• Tong To Village             <ul style="list-style-type: none"> <li>• Open trench excavation</li> <li>• Installation of PE pipe</li> <li>• Formwork erection and rebar fixing for manhole</li> <li>• Concreting manhole</li> </ul> </li> </ul>
<p>Jan 2023</p>	<ul style="list-style-type: none"> <li>• Sha Tau Kok Sewage Treatment Plant             <ul style="list-style-type: none"> <li>• Scaffolding erection of working platform</li> <li>• Formwork erection and rebar fixing</li> <li>• Falsework dismantlement</li> <li>• Concreting</li> <li>• Installation of precast unit</li> </ul> </li> <li>• Access Road             <ul style="list-style-type: none"> <li>• ELS work for enlarge jacking pit at verge area</li> <li>• Open trench excavation from manhole 1102 to 1006</li> <li>• Welding waling from 1102 to 1106</li> </ul> </li> <li>• Shun Hing Street             <ul style="list-style-type: none"> <li>• Construction of manhole</li> <li>• Backfilling of manhole</li> <li>• TBM pipe jacking works</li> <li>• mHDD from 1001 to 1001A</li> </ul> </li> <li>• Tong To Village             <ul style="list-style-type: none"> <li>• Open trench excavation</li> <li>• Installation of PE pipe</li> <li>• Formwork erection and rebar fixing for manhole</li> <li>• Concreting manhole</li> <li>• Rectification of manhole defect                 <ul style="list-style-type: none"> <li>• Road reinstatement</li> </ul> </li> </ul> </li> </ul>
<p>Feb 2023</p>	<ul style="list-style-type: none"> <li>• Sha Tau Kok Sewage Treatment Plant             <ul style="list-style-type: none"> <li>• Scaffolding erection of working platform</li> <li>• Formwork erection and rebar fixing</li> <li>• Falsework dismantlement</li> <li>• Concreting</li> <li>• Installation of precast unit</li> <li>• E&amp;M installation</li> <li>• Sheet piling works</li> </ul> </li> <li>• Access Road             <ul style="list-style-type: none"> <li>• Backfilling the enlarged jacking pit</li> <li>• Preparation work for resume pipe jacking work</li> <li>• Casting concrete blinding for open trench from STKSTW1102 to STKSTW1006</li> </ul> </li> <li>• Shun Hing Street</li> </ul>

	<ul style="list-style-type: none"> <li>• Construction of manhole</li> <li>• Backfilling of manhole</li> <li>• TBM pipe jacking works</li> <li>• Tong To Village             <ul style="list-style-type: none"> <li>• Rectification of manhole defect</li> <li>• Road reinstatement</li> <li>• CCTV inspection</li> </ul> </li> </ul>
Mar 2023	<ul style="list-style-type: none"> <li>• Sha Tau Kok Sewage Treatment Plant             <ul style="list-style-type: none"> <li>• Scaffolding erection of working platform</li> <li>• Formwork erection and rebar fixing</li> <li>• Falsework dismantlement</li> <li>• Concreting</li> <li>• Installation of precast unit</li> <li>• E&amp;M installation</li> <li>• ELS works</li> <li>• Floor screeding work</li> </ul> </li> <li>• Access Road             <ul style="list-style-type: none"> <li>• Resume pipe jacking work</li> <li>• Additional grouting for open trench</li> </ul> </li> <li>• Shun Hing Street             <ul style="list-style-type: none"> <li>• Manhole construction and road reinstatement</li> <li>• TBM drill head demobilisation</li> <li>• Grouting works and preparation of PE pipe laying from STKSTW1004 to STKSTW1006</li> </ul> </li> <li>• Tong To Village             <ul style="list-style-type: none"> <li>• Rectification of defect</li> <li>• Road reinstatement</li> </ul> </li> </ul>
Apr 2023	<ul style="list-style-type: none"> <li>• Sha Tau Kok Sewage Treatment Plant             <ul style="list-style-type: none"> <li>• Scaffolding erection of working platform</li> <li>• Formwork erection and rebar fixing</li> <li>• Falsework dismantlement</li> <li>• Concreting</li> <li>• Installation of precast unit</li> <li>• E&amp;M installation</li> <li>• ELS works</li> <li>• Floor screeding work</li> <li>• Wall defect rectification work</li> </ul> </li> <li>• Access Road             <ul style="list-style-type: none"> <li>• Pipe jacking works from STKSTW1101 to STKSTW1102</li> <li>• Grouting work from STKSTW1101 to STKSTW1102</li> </ul> </li> <li>• Shun Hing Street             <ul style="list-style-type: none"> <li>• Manhole construction and road reinstatement</li> <li>• PE pipe laying from STKSTW1004 to STKSTW1006</li> <li>• Temporary footpath for construction of manhole STKSTW1005</li> </ul> </li> <li>• Tong To Village             <ul style="list-style-type: none"> <li>• Run in-out reinstatement works</li> </ul> </li> </ul>

May 2023	<ul style="list-style-type: none"> <li>• Sha Tau Kok Sewage Treatment Plant <ul style="list-style-type: none"> <li>• Scaffolding erection of working platform</li> <li>• Formwork erection and rebar fixing</li> <li>• Falsework dismantlement</li> <li>• Concreting</li> <li>• Installation of precast unit</li> <li>• E&amp;M installation</li> <li>• ELS works</li> <li>• Wall painting</li> </ul> </li> <li>• Access Road <ul style="list-style-type: none"> <li>• Removal of slurry pipe from STKSTW1101 to STKSTW1102</li> <li>• Grouting work from STKSTW1101 to STKSTW1102</li> </ul> </li> <li>• Shun Hing Street <ul style="list-style-type: none"> <li>• Manhole construction and road reinstatement</li> <li>• PE pipe laying from STKSTW1004 to STKSTW1006</li> <li>• Grouting work form STKSTW1004 to STKSTW1006</li> <li>• ELS work for construction of manhole STKSTW1005</li> </ul> </li> <li>• Tong To Village <ul style="list-style-type: none"> <li>• No construction activities</li> </ul> </li> </ul>
----------	---

#### 1.4.3 Implementation of the key mitigation measures during the reporting period as follows:

- All construction plants / machineries should be checked / serviced on a regular basis during the courses of construction to minimize the emission of noise generation and eliminate dark smoke emission.
- All C&D materials generated should be transported and stored at temporary storage area.
- Cover should be provided during transportation of dusty materials. Suitable materials should be sorted for reuse on-site. Only non-inert C&D material should be disposed off-site to NENT Landfill.
- All dump trucks should be equipped with mechanical covers to prevent the dust emission during transportation when necessary.
- Dust control measures, such as water spraying should be provided when necessary.
- Maintaining of wet surface on access road and keep slow speed in the site.
- Wastewater to be treated by wastewater treatment facilities before discharge.
- Conditions in the Environmental Permit and Discharge License should be followed.
- Fuelling of equipment should be conducted carefully on-site by mobile tanker to avoid storage of fuel and oil spillage.
- Provision of drip trays for equipment/ containers likely cause spillage of chemical / fuel, and provide routine maintenance.
- Application of silent plant. NRMM and noise labels should be displayed on the PME.
- Provision of chemical/waste management on site.
- No discharge of wastewater/ drill fluid should be allowed.
- Floating single silt curtain shall be deployed to fully enclose the works area at sea side.
- Provide sufficient mitigation measures/ precautionary measures as recommended in the method statement of submarine outfall construction and approved EM&A Manual requirements.

- 1.4.4 The Construction Programme is shown in **Appendix B**.
- 1.4.5 The general layout plan of the Project site is shown in **Figure 1**.

## 1.5 Status of Environmental Licences, Notification and Permits

1.5.1 The environmental licenses and permits for the Project and valid in the reporting period are summarized in **Table 1.2**.

Table 1.2 Summary Status of Environmental Licences, Notification and Permits Summary

Permit/ Notification/ License	Reference No	Valid From	Valid Till
Environmental Permit	EP-517/2017/A	18-Oct-19	Not Applicable
Wastewater Discharge License	WT00033567-2019	02-May-19	31-May-24
	WT00035755-2020	12-Jun-20	31-Jun-22
	WT00037838-2021	21-Apr-21	30-Apr-26
	WT00041241-2022	31-May-22	31-May-27
Chemical Waste Producer Registration	5213-652-B2548-01	14-Dec-18	Not Applicable
Marine Dumping Permit	EP/MD/22-096	01-Mar-22	31-Aug-22
Billing Account	WFG19965	02-Jan-19	Not Applicable
Construction Noise Permit	GW-RN0068-22	14-Feb-22	13-Jul-22
	GW-RN0313-22	01-May-22	31-Jul-22
	GW-RN0646-22	1-Aug-22	31-Oct-22
	GW-RN0683-22	4-Aug-22	3-Feb-23
	GW-RN1015-22	1-Nov-22	29-Feb-22
	GW-RN0182-23	1-Mar-23	31-Jul-23
	GW-RN0442-23	4-May-23	3-Sep-23

## 2. ENVIRONMENTAL MONITORING REQUIREMENTS

### 2.1 Odour Monitoring (Operation Phase for TSTP)

#### Monitoring Requirement

- 2.1.1 In accordance with the EM&A Manual, a commissioning test for the deodorization facilities of the TSTP was performed on 12 June 2020, exhaust air flow rate, temperature of exhaust and H<sub>2</sub>S concentration were recorded during the measurement. The measurement details were presented in the odour commissioning test report. The odour commission test report was submitted to EPD on 16 June and re-submitted on 30 September 2020. Further comments from EPD were received on 9 December 2020 and 25 June 2021 and the revised reports were submitted on 12 May 2021 and 27 August 2021 respectively.
- 2.1.2 In accordance with the EM&A Manual, as there is no non-compliance was recorded during the weekly odour monitoring in the first two months (i.e. August and September 2020), monitoring frequency is recommended to reduce from weekly to monthly in the subsequent four months (i.e. October 2020 to January 2021) and further reduce to quarterly in the remaining six months (i.e. February to July 2021) of the first year of the TSTP operation if no non-compliance is found. The 1st year operation odour monitoring was completed in July 2021. The 2nd year operation odour monitoring was completed in July 2022.
- 2.1.3 Quarterly monitoring of odour emission at the exhausts of deodorization facilities (TSTP No.1 and TSTP No.2) is recommended to continue in the 2nd year of the operation (i.e. August 2021 to July 2022). Every six-month basis monitoring of odour emission at the exhausts of deodorization facilities (TSTP No.1 and TSTP No.2) is recommended to continue in the subsequent years of the operation (i.e. January 2023 to March 2024). Odour monitoring will be performed at the exhaust of operating deodorization facility at TSTP. The approved alternative method for odour monitoring is presented in **Table 2.1**.

Table 2.1 Approved Alternative Odour Monitoring Methodology

Measurement	Parameter	Equipment
At the Exhaust of TSTP No.1 and TSTP No.2	<ul style="list-style-type: none"> <li>• Exhaust air flow rate</li> <li>• Temperature of exhaust</li> <li>• H<sub>2</sub>S Concentration (ppm)</li> </ul>	H <sub>2</sub> S Analyzer Anemometer

#### Monitoring Parameters and Frequency

- 2.1.4 The monitoring parameters, frequency and duration of odour monitoring are summarized in **Table 2.2**.

Table 2.2 Monitoring Parameters, Frequency

Measurement Parameters	Frequency
15-minute H <sub>2</sub> S Measurement (every 5 minutes measure one reading) - Average value of the three 5-minute readings will be used.  Exhaust air flow rate, ambient temperature, temperature of exhaust, weather condition and wind speed will be recorded.	1 <sup>st</sup> year of TSTP operation <ul style="list-style-type: none"> <li>• At least once per week in the first two months. (i.e. Aug and Sep 2020)</li> <li>• Monthly in the subsequent four months. (i.e. Oct 2020 to Jan 2021)</li> <li>• Quarterly in the remaining six months. (i.e. in between Feb to Jul 2021)</li> </ul> 2 <sup>nd</sup> year of TSTP operation <ul style="list-style-type: none"> <li>• Quarterly (i.e. in between Aug 2021 to Jul 2022)</li> </ul> Subsequent years of TSTP operation <ul style="list-style-type: none"> <li>• Every six-month basis (January 2023 to March 2024)</li> </ul>

### Monitoring Locations

2.1.5 As the operation mode of the deodorization system at TSTP shall be one in operation and one in standby. Odour monitoring will be undertaken at the exhaust of operating facility. The odour monitoring locations is summarized in **Table 2.3** and shown in **Figure 2**.

Table 2.3 Air Quality Monitoring Location

Monitoring Station	Location	Operation Mode
TSTP No.1	At the exhaust of TSTP No.1	Operation / Standby
TSTP No.2	At the exhaust of TSTP No.2	Operation / Standby

### Results and Observations

2.1.6 A total of 3 session of odour monitoring were performed and monitoring result is summarized in **Table 2.4**. No non-compliance of odour monitoring was noted in the reporting period.

Table 2.4 Summary of Odour Monitoring Results in the Reporting Period

Location	Ambient		Exhaust				
	Temp. (°C)	Wind Speed (m/s)	Temp. (°C)	Air Velocity (m/s)	Average Air Flow Rate (m <sup>3</sup> /s)	H <sub>2</sub> S Conc. (ppm)	*H <sub>2</sub> S Conc. Expressed in Odour Unit (OU/m <sup>3</sup> )
Exhaust of TSTP No.1	31.2-36.2	0.53-1.39	30.6-35.2	1.99-7.65	1.53-1.61	<0.003-0.007	6.4-8.5
Exhaust of TSTP No.2	17.4	0.66	21.7-21.9	3.42-3.5	0.89	<0.003	6.4

\*Note: Equivalent detection threshold criterion: 1OU= 0.00047ppm of H<sub>2</sub>S

## 2.2 Noise Monitoring

### Monitoring Requirement

2.2.1 In accordance with the EM&A Manuals,  $L_{eq}$  (30min) monitoring is conducted for at least once a week during the construction phase between 0700 and 1900 on normal weekdays at the designated monitoring locations.

### Monitoring Parameters and Frequency

2.2.2 The parameters and frequencies of impact noise monitoring is summarized in **Table 2.5**.

Table 2.5 Monitoring Parameters and Frequencies of Noise Monitoring

Parameter	Frequency
$L_{eq}$ (30min) $L_{10}$ and $L_{90}$ will be recorded for reference	At each station at 0700-1900 hours on normal weekdays at a frequency of at least once per week

### Monitoring Locations

2.2.3 In accordance with the EM&A Manual, two noise monitoring locations, namely NM1 and NM2 are covered under Contract No. CM/2021/11 "Expansion of Sha Tau Kok Sewage Treatment Works".

2.2.4 The noise monitoring locations are summarized in **Table 2.6** and the locations of the noise monitoring stations shown in **Figure 3**.

Table 2.6 Construction Noise Monitoring Location

Station ID	Noise Sensitive Receivers	Description	Measurement
NM1	NSR6	Block 45, Sha Tau Kok Chuen	Free-field
NM2	NSR8	Building along Shun Lung Street	Free-field

Note: Correction of +3 dB (A) shall be made to the free field measurements.

### Results and Observations

- 2.2.5 No Action / Limit Level exceedance of location NM1 and NM2 was recorded for construction noise in the reporting period.
- 2.2.6 During the reporting period, at NM1 road traffic noise along Shun Hing Street and human activities were observed, at NM2 road traffic noise along Shun Lung Street and human activities was observed. The above factors may affect the monitoring results.
- 2.2.7 No raining and wind with speed over 5 m/s was observed during noise monitoring according to the onsite observation.
- 2.2.8 A total of 53 sessions of construction noise monitoring were performed in the reporting period. The noise monitoring data are summarized in **Table 2.7** and the noise monitoring results are presented graphically in **Appendix C**.



Table 2.7 Summary of Construction Noise Monitoring Results

Time Period	Noise Monitoring Stations	L <sub>eq</sub> (30min) dB(A) (Range)	Baseline Level dB(A)	Limit Level dB(A)
0700-1900 hrs on normal weekdays	NM1	49.2 – 71.6	65	75
	NM2	57.7 – 73.8	65	75

Note: NM1 and NM2: Free-field measurement (+3 dB(A) correction has been applied).

2.2.9 The Event and Action Plan for noise is given in **Appendix D**.

## 2.3 Water Quality Monitoring

### Monitoring Requirements (Construction Phase)

2.3.1 In accordance with the EM&A Manual, water quality monitoring is required during the installation, maintenance and removal of sheetpiles and sediment removal works for construction of diffuser.

2.3.2 Water quality monitoring programme for marine construction works of HDD was commenced on 9 November 2020. As informed by DSD, no marine construction work was conducted and the marine water quality monitoring for marine construction works was suspended since 21 December 2020. The marine water quality monitoring was resumed on 20 January 2021.

### Monitoring Requirements (1-year Operation phase for TSTP)

2.3.3 In accordance with the EM&A Manual, marine water quality and continuous effluent quality monitoring for first year operation of TSTP were performed and completed in July 2021.

2.3.4 Water quality monitoring programme for operation phase of TSTP was commenced on 22 July 2020 and was completed on 21 July 2021. No emergency discharge was happened in the reporting period.

### Monitoring Parameters and Frequency

2.3.5 Detail of water quality monitoring and sampling equipment is summarised in **Table 2.8**.

Table 2.8 Water Quality Monitoring and Sampling Equipment

Monitoring Parameters, unit	Frequency
<p><b>In-situ Measurement:</b></p> <ul style="list-style-type: none"> <li>• Temperature, °C</li> <li>• pH</li> <li>• Salinity, ppt</li> <li>• Dissolved Oxygen, mg/L</li> <li>• Turbidity, NTU</li> </ul> <p><b>Laboratory Analysis:</b></p> <ul style="list-style-type: none"> <li>• Suspended Solid, mg/L</li> <li>• Biochemical Oxygen Demand, mg/L</li> <li>• Total Phosphorus, mg/L</li> <li>• Total Nitrogen, mg/L</li> <li>• Ammonia Nitrogen, mg/L</li> <li>• Total Inorganic Nitrogen, mg/L</li> <li>• E.coli, cfu/100mL</li> </ul>	<p><b>For Marine Water Quality:</b></p> <p><b>1-year Operation phase for TSTP</b> (Water quality monitoring commenced on 22 July 2020 and completed on 21 July 2021) *Once per day for 3 days per week for 1-year</p> <p><b>For Continuous Effluent Quality:</b> Daily for 1-year</p>

<p><b>In-situ Measurement:</b></p> <ul style="list-style-type: none"> <li>• Temperature, °C</li> <li>• pH</li> <li>• Salinity, ppt</li> <li>• Dissolved Oxygen, mg/L</li> <li>• Turbidity, NTU</li> </ul> <p><b>Laboratory Analysis:</b></p> <ul style="list-style-type: none"> <li>• Suspended Solid, mg/L</li> </ul>	<p><b>For Marine Water Quality:</b></p> <ul style="list-style-type: none"> <li>• Construction Phase</li> </ul> <p>*Both Mid-Ebb and Mid-Flood tides on the same day</p>
--	---

\*Remarks:

The interval between two sets of monitoring should not be less than 36 hours.

## Monitoring Location

2.3.6 In accordance with the EM&A Manual, marine water quality monitoring stations are summarized in **Table 2.9** and shown in **Figure 4**.

Table 2.9 Water Quality Monitoring Stations

Station	Description	Easting	Northing	1-Year TSTP Operation	Construction Phase
FCZ1A	Sha Tau Kok Fish Culture Zone – East	840892	844241	-	✓
FCZ1B	Sha Tau Kok Fish Culture Zone - West	841565	844299	✓	-
FCZ7	Temporary Relocation Site for Fish Rafts of the Sha Tau Kok Fish Culture Zone	842282	844451	✓	✓
FCZ8	Temporary Relocation Site for Fish Rafts of the Sha Tau Kok Fish Culture Zone	841511	843959	✓	✓
SGA	Seagrass Colony	841064	844580	✓	✓
M1A	Mangrove Stand	840744	844853	✓	✓
H1A	Horseshoe Crab	840645	844398	✓	✓
H4A	Horseshoe Crab	840304	843546	✓	✓
N1	Impact Station of the Expanded STKSTW (Ebb Tide)	842863	845378	✓	✓
N2	Impact Station of the Expanded STKSTW (Flood Tide)	842109	844631	✓	✓
C	Control Station	844690	845886	✓	✓
Effluent	At the effluent discharge point of TSTP	-	-	✓	-

**Monitoring Results and Observations**

- 2.3.7 The water quality monitoring on 1 July 2022 and 10 August 2022 were cancelled due to adverse weather and Strong Wind Signal No.3 was hoisted. The water quality monitoring of flood tide on 24 August 2022 was cancelled due to adverse weather and Strong Wind Signal No.3 was hoisted.
- 2.3.8 The water quality monitoring on 2 November 2022 was cancelled due to adverse weather and Strong Wind Signal No.3 was hoisted. The water quality monitoring of flood tide on 17 and 31 October 2022 were cancelled due to adverse weather and Strong Wind Signal No.3 was hoisted.
- 2.3.9 A total of 89 sessions of impact water quality monitoring was conducted at all designated monitoring stations in the reporting period. No emergency discharge in the reporting period.
- 2.3.10 The graphical presentations of the monitoring results are provided in **Appendix C**.
- 2.3.11 Number of Action / Limit exceedance recorded in the reporting period at each impact stations is summarized in **Table 2.10**.

Table 2.10 – Summary of Water Quality Exceedance

Sampling Location	Exceedance Level	DO	Turbidity	Suspended Solids	Total
FCZ1A	Action	0	0	0	0
	Limit	0	0	0	0
SGA	Action	0	0	0	0
	Limit	0	0	1	1
M1A	Action	0	0	0	0
	Limit	0	0	0	0
H1A	Action	0	0	0	0
	Limit	0	0	0	0
H4A	Action	0	0	0	0
	Limit	0	0	0	0
N1	Action	0	0	1	1
	Limit	0	0	0	0
N2	Action	0	0	0	0
	Limit	0	0	1	1
Total	Action	0	0	1	1
	Limit	0	0	2	2

- 2.3.12 According to the site inspection meeting with EPD on 8 April 2022, the exceedance of the turbidity and suspended solids will only count when the reading exceeds 95%-ile of baseline data / 120% of the control station as the Action Level and 99%-ile of baseline data / 130% of the control station as the Limit Level (whichever the higher).
- 2.3.13 Total of 1 Action Level exceedances of water quality, include 1 of SS were recorded in the reporting period. Total of 2 Limit Level exceedances of water quality, include 2 of SS were recorded in the reporting period.
- 2.3.14 Based on the investigation findings, the exceedances of marine water quality were either similar to baseline or caused by local factors. Therefore, the exceedances were considered not related to the Project. The detail investigation findings on water quality exceedances were summarized in the corresponding monthly EM&A reports.
- 2.3.15 The Event and Action Plan for water quality is given in **Appendix D**.
- 2.3.16 According to the Contractor and RE, no more marine works would be conducted during the expanded STKSTW construction phase. The water quality monitoring was suspended on January 2023. It will be resumed to carry out until the operation phase.

### 3. LANDSCAPE AND VISUAL

#### 3.1 Site Inspection

- 3.1.1 In the reporting period, total 26 Inspections of the implementation of landscape and visual mitigation measures were conducted. The observations and recommendations made during the audit sessions are summarized in **Table 4.1**.
- 3.1.2 A summary of the mitigation measures implementation schedule is provided in **Appendix F**.
- 3.1.3 The Event and Action Plan for water quality is given in **Appendix D**.

## 4. SITE INSPECTION AND AUDIT

### 4.1 Site Inspection

- 4.1.1 Site audits were carried out by ET on weekly basis to monitor the implementation of proper environmental management practices and mitigation measures in the Project site.
- 4.1.2 Total 53 site inspections were carried out in the reporting period. 12 of them were joint inspection with the IEC, ER, the Contractor and the ET during the reporting period.
- 4.1.3 No outstanding issues were reported during the reporting month. Details of observations recorded during the site inspections are summarized in **Table 4.1**.

Table 4.1 – Summary Site Environmental Audit in the Reporting Period

Parameters	Observations and Recommendations
Air Quality	Water spray should be provided as dust control measure.
	The Contractor was reminded to replace the decoloured NRMM label on the idle excavator.
	Tarpaulin sheet should be provided for covering the sands and gravels.
	Decoloured NRMM label on the excavator should be replaced
	NRMM label should be provided on the excavator.
Noise	No specific observation was identified in the reporting period.
Water Quality	The silt curtain should be well-maintained for preventing leakage of pollutants.
	The stagnant water should be cleared by the contractor regularly.
	The earth material along the water barriers should be cleared to prevent surface runoff from washing to sensitive receiver.
	Broken sandbag should be replaced and cleared at the entrance of Access road jacking pit.
	Sandbags should be provided along the water barriers.
	Polluted water should be cleared on the haul road
Chemical and Waste Management	The Contractor was reminded that drip tray should be provided for chemicals containers to prevent leakage.
	The contractor was reminded that drip tray should be provided for lubricant oil to prevent leakage.
	The refuse should be cleared regularly.
Landscape and Visual Impact	Housekeeping should be enhanced.

Permit / Licenses	EP should be displayed at Access Road Jacking Pit.
	EP should be displayed at Pit 1004.

## 5. WASTE MANAGEMENT STATUS

### 5.1 Advice on the Solid and Liquid Waste Management Status

- 5.1.1 Auditing of waste management practices during regular site inspections will confirm that the waste generated during construction are properly, stored, handled and disposed of. The construction Contractor(s) will be responsible for the implementation of any mitigation measures to reduce waste or redress issues arising from the waste materials.
- 5.1.2 The C&D waste under this contract should be disposal of at North East New Territories (NENT) Landfill, Tseung Kwan O Area 137 Fill Bank (TKO 137FB) and Tuen Mun Area 38 Fill Bank (TM38FB).
- 5.1.3 Monthly summary of waste flow table is detailed in **Appendix E**. The summary of quantities of inert C&D wastes and C&D materials generated in the reporting period are shown in **Table 5.1** and **Table 5.2**.

Table 5.1 Summary of Quantities of Inert C&D Wastes Generated

Type of Waste	Total Cumulated in the reporting period	Disposal Location
Total Quantity Generated (in '000m <sup>3</sup> )	5.794	-
Hard Rock and Large Broken Concrete (in '000m <sup>3</sup> )	0.000	-
Reused in the Contract (in '000m <sup>3</sup> )	0.000	-
Reused in other Projects (in '000m <sup>3</sup> )	0.000	-
Disposed as Public Fill (in '000m <sup>3</sup> )	5.794	TKO 137FB and TM 38FB
Imported Fill (in '000m <sup>3</sup> )	0.000	-

Table 5.2 Summary of Quantities of C&D Wastes Generated

Type of Waste	Total Cumulated in the reporting period	Disposal Location
Metals (in '000kg)	0.000	-
Paper/cardboard packaging (in '000kg)	0.000	-
Plastics (in '000kg)	0.000	-
Chemical Waste (in '000kg)	0.000	-
others, e.g. general refuse (in '000m <sup>3</sup> )	0.647	NENT



## 6. ENVIRONMENTAL COMPLAINT AND NON-COMPLIANCE

### 6.1 Complaints, Notification of Summons and Prosecution

- 6.1.1 1 complaint was received via Environmental Protection Department (ref: EC001\_STK20220603\_001B) on 9 June 2022. The complainant complaint about construction noise generated from the construction site during holiday on 3 June 2022 at 11:21.

The construction work activities were allowed under the in-force Construction Noise Permit (CNP) no.: GW-RN0313-22 that was issued by the EPD. According to the contractor, the construction works activities were carried out from 8:00 to 18:00 on 3 June 2022 which is within the permitted hours (7:00 to 23:00). The construction activities were carried out within the allowable location (Zone I) and within the site boundary listed in the CNP. The works on 3 June 2022 included erecting formwork, rebar fixing, preparation for excavation works and general site cleaning and housekeeping works.

ET checked that the contractor had complied with the conditions listed in CNP No.: GW-RN0313-22. The contractor was reminded to strictly follow and fully comply with the requirement listed in the CNP

The investigation reports for the complaint was finalized on 23 June 2022.

- 6.1.2 Cumulative complaint log, summaries of complaints, notification of summons and successful prosecutions are presented in **Appendix G**.
- 6.1.3 No public engagement activities were conducted in the reporting period.

## 7. IMPLEMENTATION STATUS OF ENVIRONMENTAL MITIGATION MEASURE

### 7.1 Implementation Status

- 7.1.1 The Contractor had implemented environmental mitigation measures and requirements as stated in the EIA Reports, the EP and EM&A Manuals. The implementation status of the environmental mitigation measures during the reporting period is summarized in **Appendix F**.

## 8. ON-SITE TIME FOR ET AND IEC TEAM

- 8.1.1 According to the EP Condition 2.1 and 2.4, the minimum on-site time of at least 8 hours per week during office hours were proposed by the ET and IEC and their teams respectively in order to discharge the duties of the team of ET and IEC as stipulated in the EP and EM&A requirements of the project. The on-site time & duties of ET and IEC are summarized in **Appendix H**.

## 9. CONCLUSION AND RECOMMENDATION

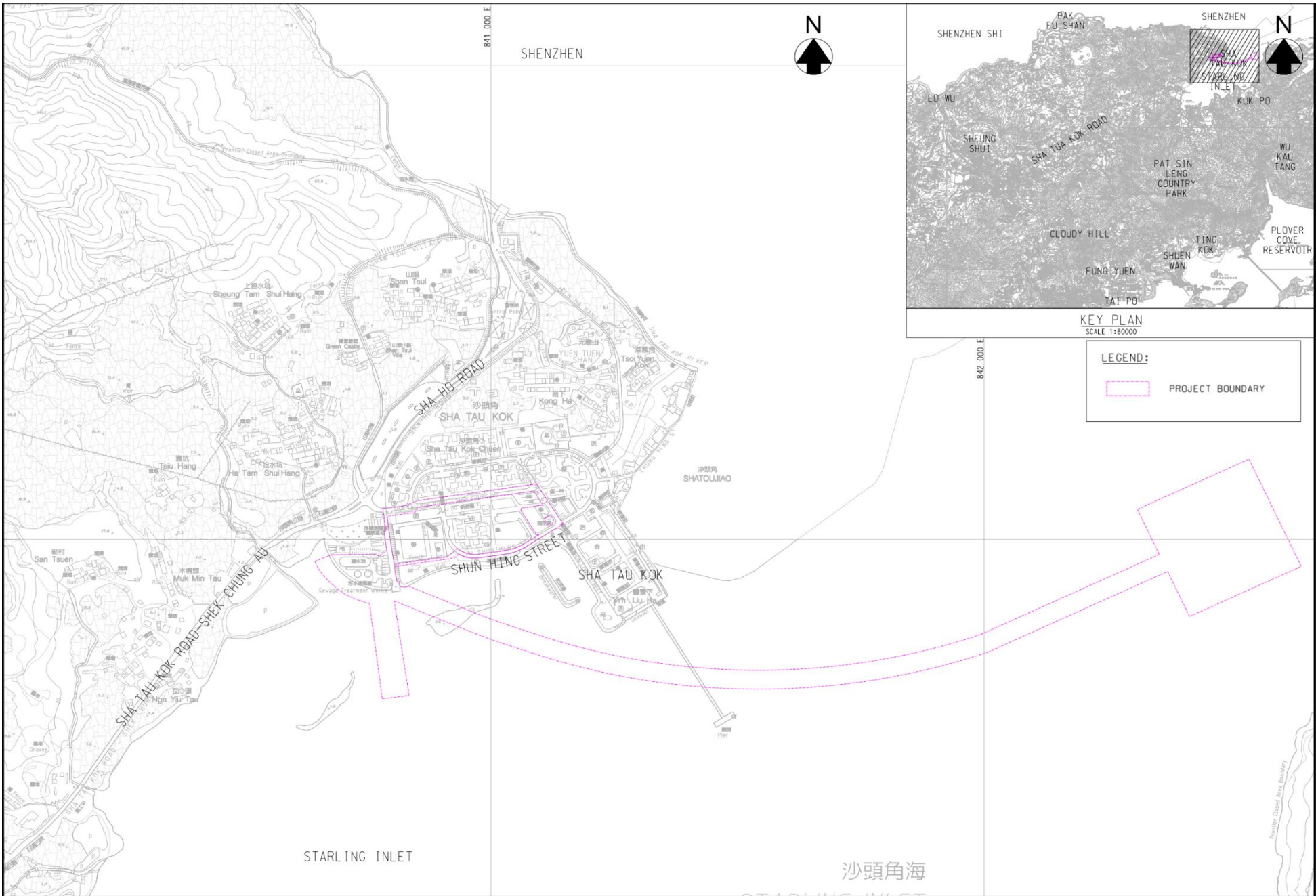
### 9.1 Conclusions

- 9.1.1 No non-compliance of odour monitoring was noted in the reporting period.
- 9.1.2 No Action / Limit Level exceedance for noise monitoring was recorded during the reporting period.
- 9.1.3 A total of 1 Action Level and 2 Limit Level exceedance for Suspended Solids (SS) were recorded in the reporting period. The exceedances were considered non-project related.
- 9.1.4 53 Environmental site inspections were carried out in the reporting period. Recommendations on mitigation measures were given to the Contractor for remediating the deficiencies identified during the site inspections.
- 9.1.5 26 Landscape and Visual Site audits were carried out by a Registered Landscape Architect in the reporting period.
- 9.1.6 In June 2022, 1 complaint was received via Environmental Protection Department (ref: EC001\_STK20220603\_001B) on 9 June 2022. The complainant complaint about construction noise generated from the construction site during holiday on 3 June 2022 at 11:21. The investigation reports for the complaint was finalized on 23 June 2022.
- 9.1.7 Potential environmental impacts due to the construction activities, including air quality, noise, water quality, waste, landscape and visual, will be monitored or reviewed. The ET will continue to implement the environmental monitoring & audit programme in accordance with the EM&A Manual and Environmental Permit requirements. The recommended environmental mitigation measures shall be implemented on site and regular inspections as required will be carried out to ensure that the environmental conditions are acceptable.

# Figure 1

---

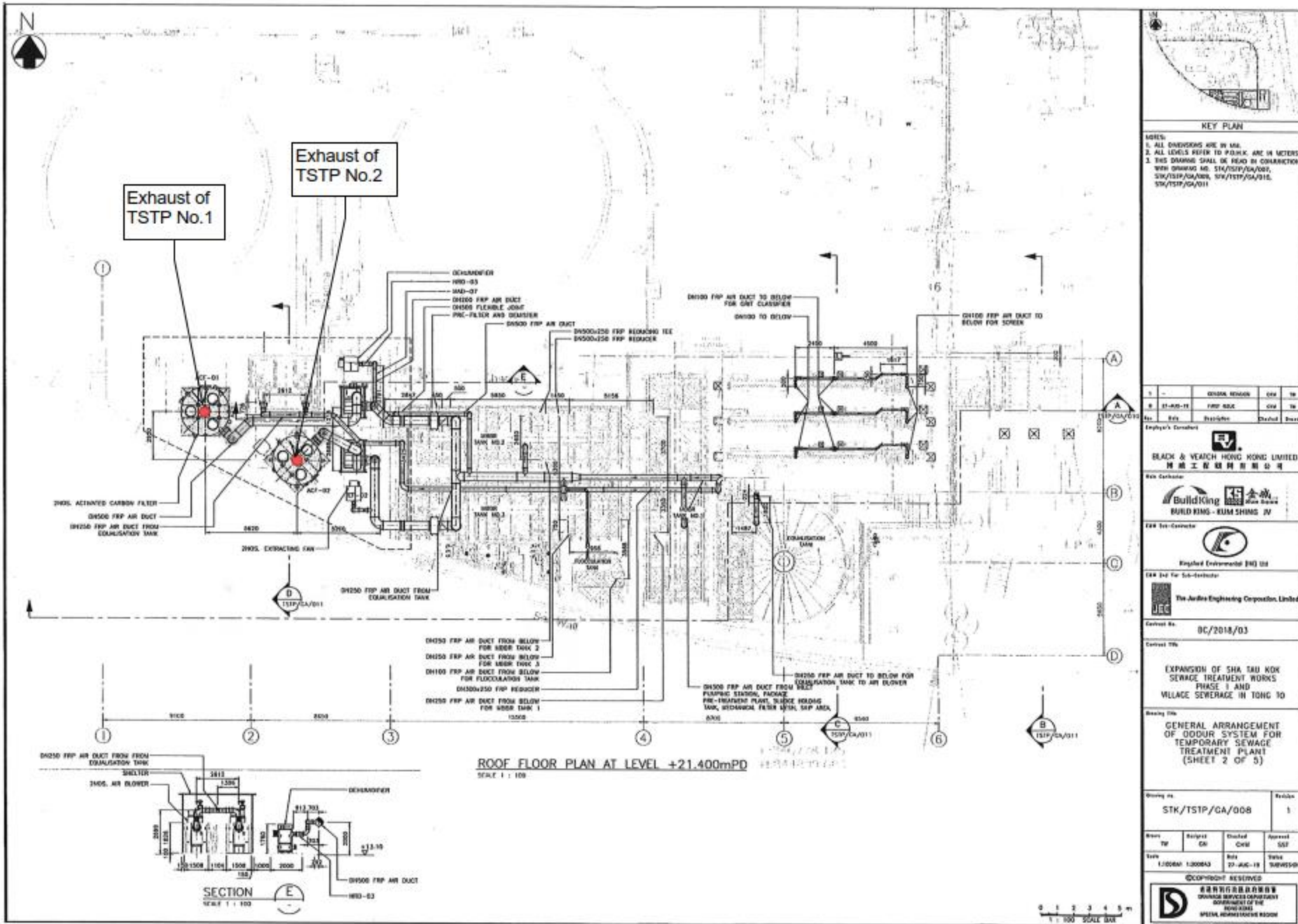
General Layout Plan



## Figure 2

---

Location of Odour Monitoring



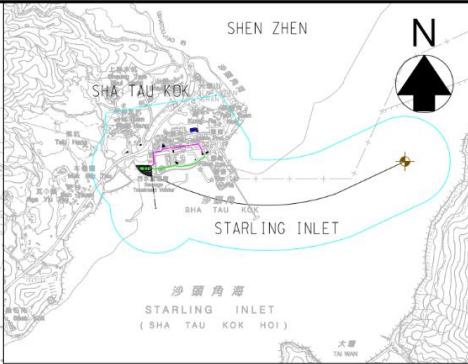
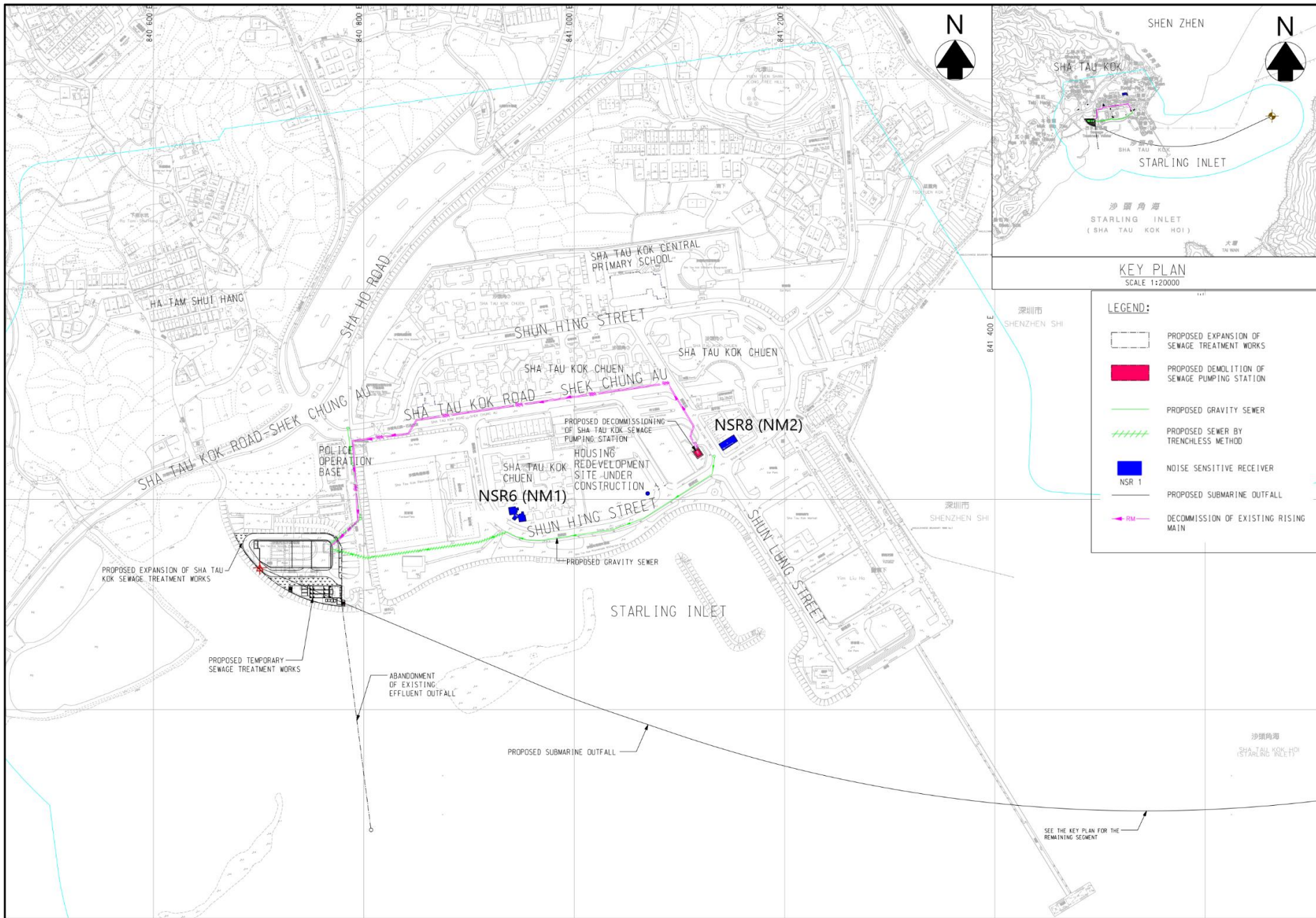
Monitoring for 1-Year Operation of TSTP



# Figure 3

---

Location of Noise Monitoring Stations



**KEY PLAN**  
SCALE 1:20000

**LEGEND:**

- PROPOSED EXPANSION OF SEWAGE TREATMENT WORKS
- PROPOSED DEMOLITION OF SEWAGE PUMPING STATION
- PROPOSED GRAVITY SEWER
- PROPOSED SEWER BY TRENCHLESS METHOD
- NOISE SENSITIVE RECEIVER  
NSR 1
- PROPOSED SUBMARINE OUTFALL
- DECOMMISSION OF EXISTING RISING MAIN

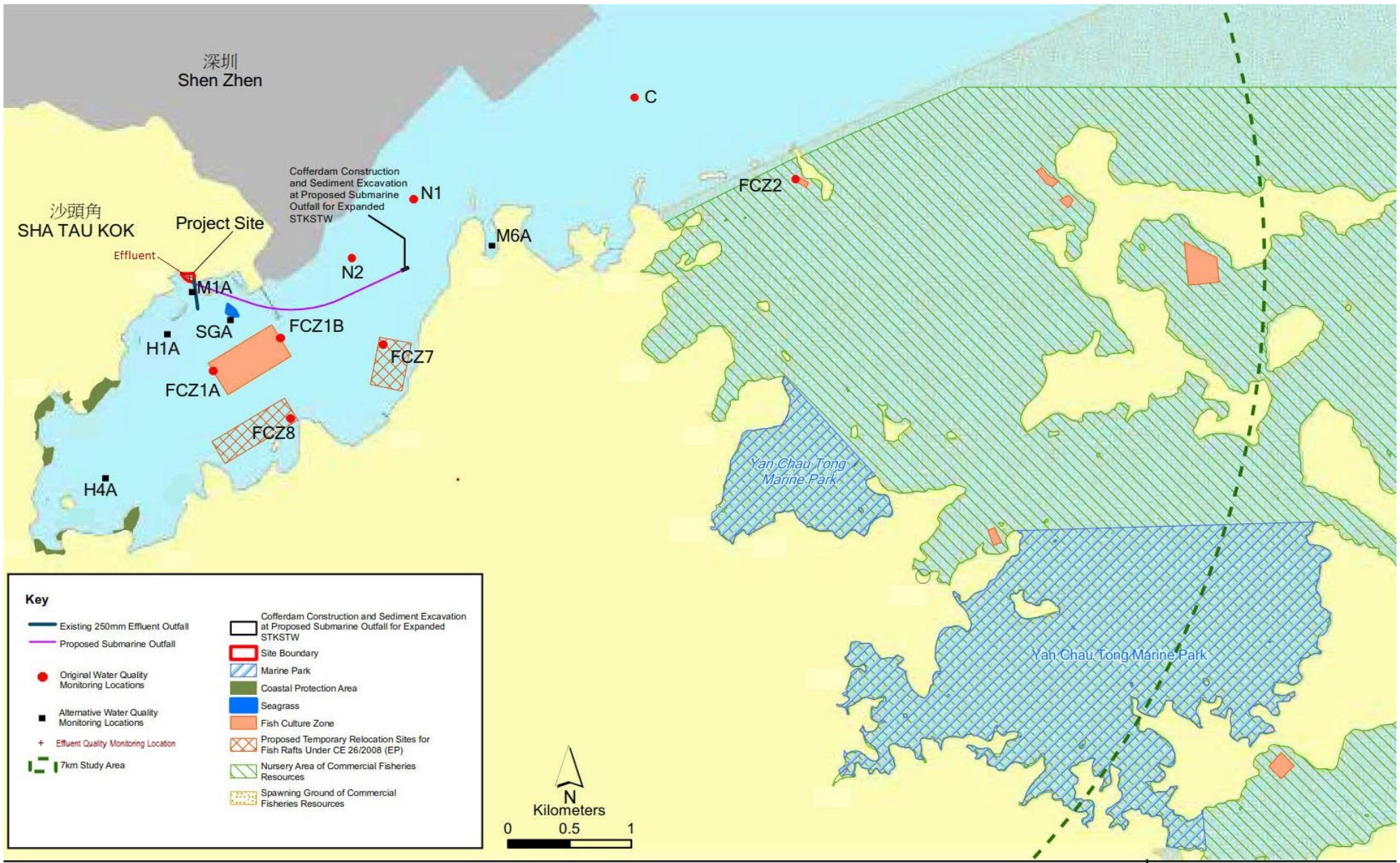
SEE THE KEY PLAN FOR THE REMAINING SEGMENT

# Figure 4

---

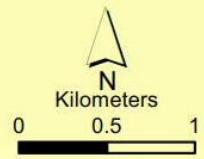
Location of Marine Water Quality Monitoring Stations





**Key**

-  Existing 250mm Effluent Outfall
-  Proposed Submarine Outfall
-  Original Water Quality Monitoring Locations
-  Alternative Water Quality Monitoring Locations
-  Effluent Quality Monitoring Location
-  7km Study Area
-  Cofferdam Construction and Sediment Excavation at Proposed Submarine Outfall for Expanded STKSTW
-  Site Boundary
-  Marine Park
-  Coastal Protection Area
-  Seagrass
-  Fish Culture Zone
-  Proposed Temporary Relocation Sites for Fish Rafts Under CE 26/2008 (EP)
-  Nursery Area of Commercial Fisheries Resources
-  Spawning Ground of Commercial Fisheries Resources

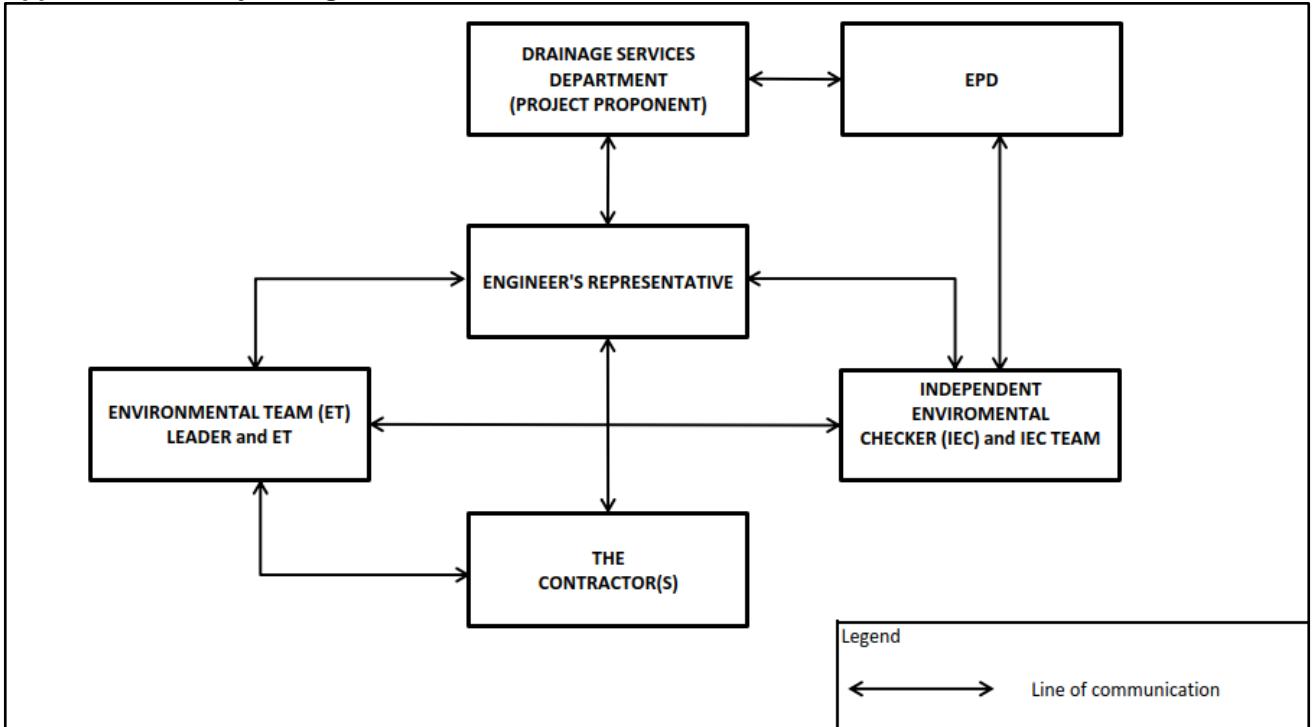


# Appendix A

---

Project Organization Structure

**Appendix A Project Organization Structure**



Note: Detailed key personnel contact names and telephone numbers refer to Table 1.1.

# Appendix B

---

Construction Programme

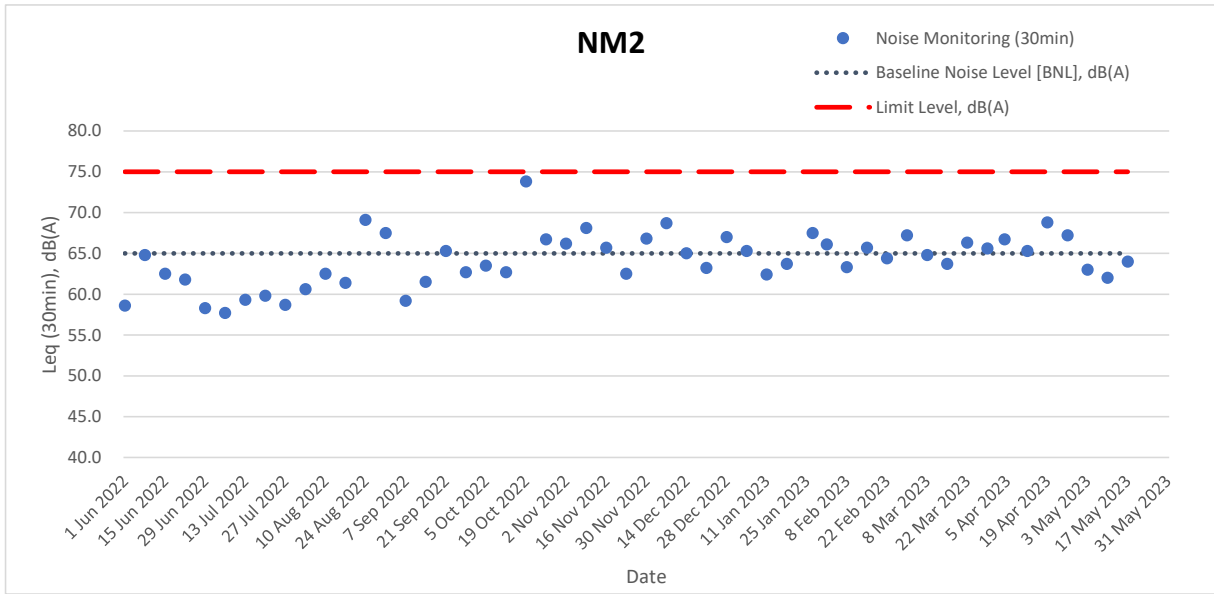
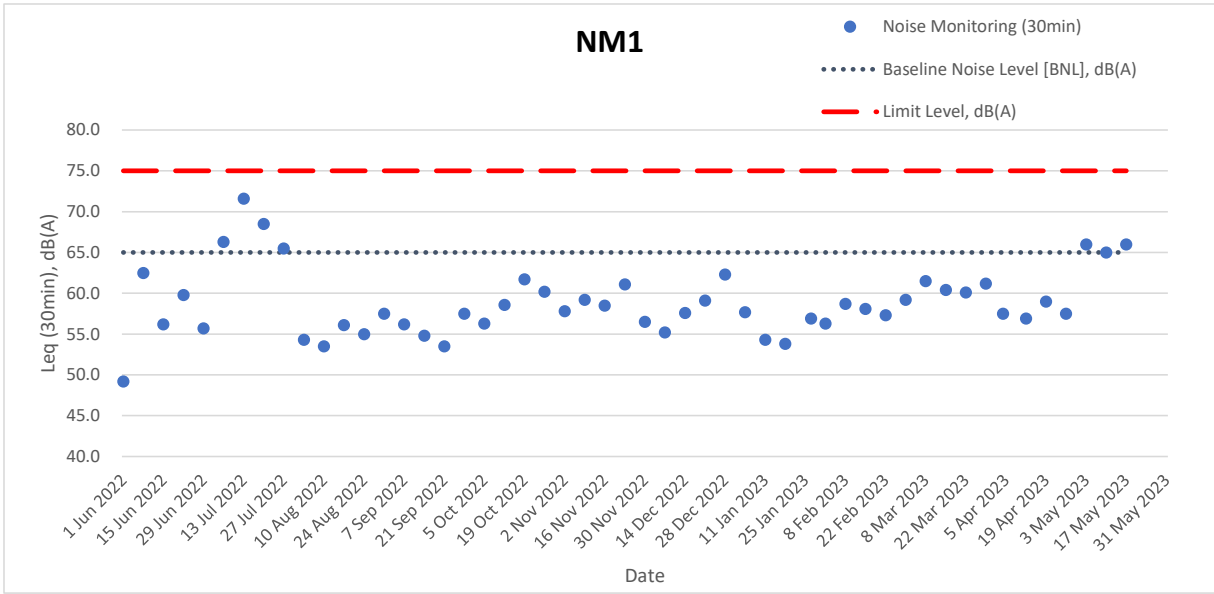




# Appendix C

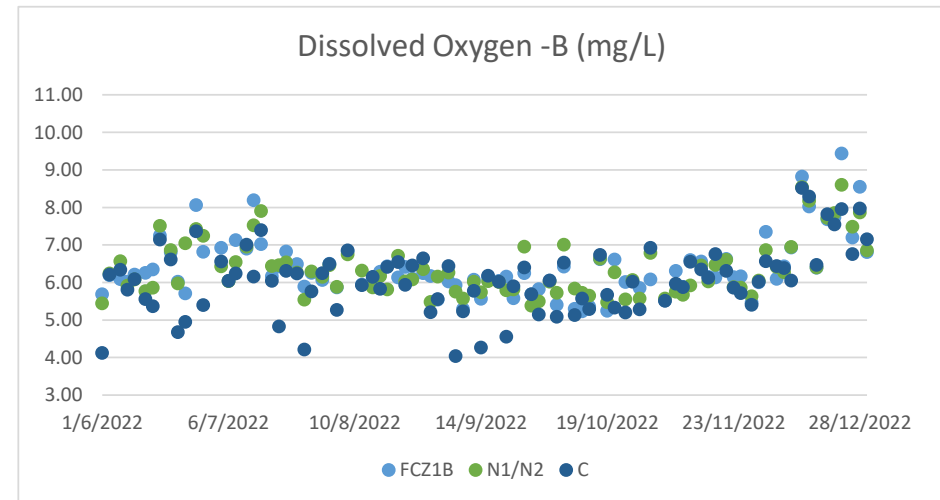
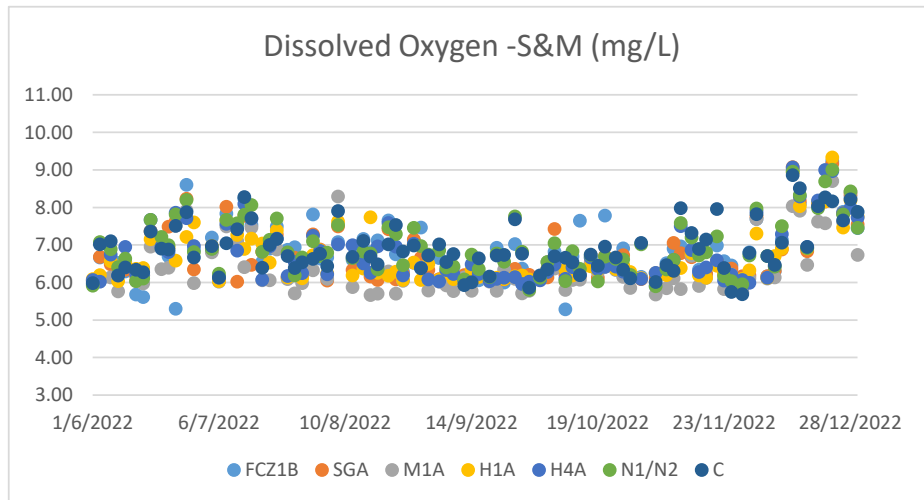
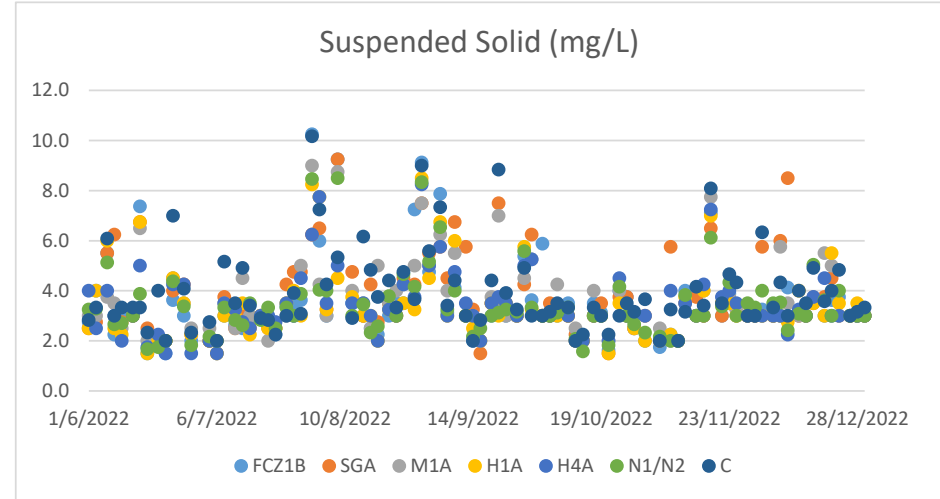
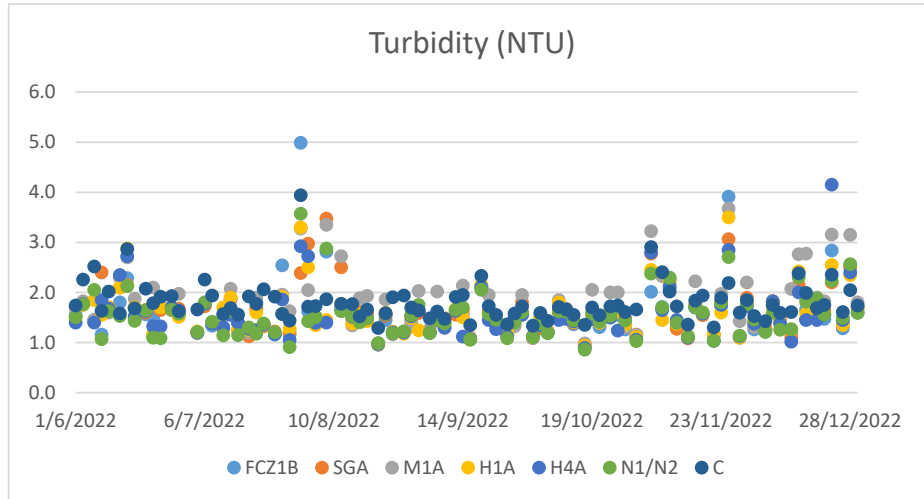
---

Graphical Presentations of Monitoring Results



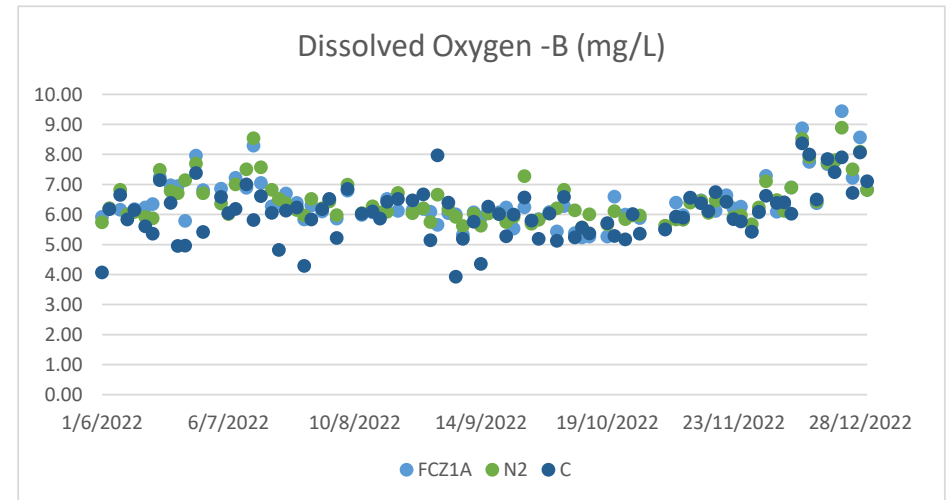
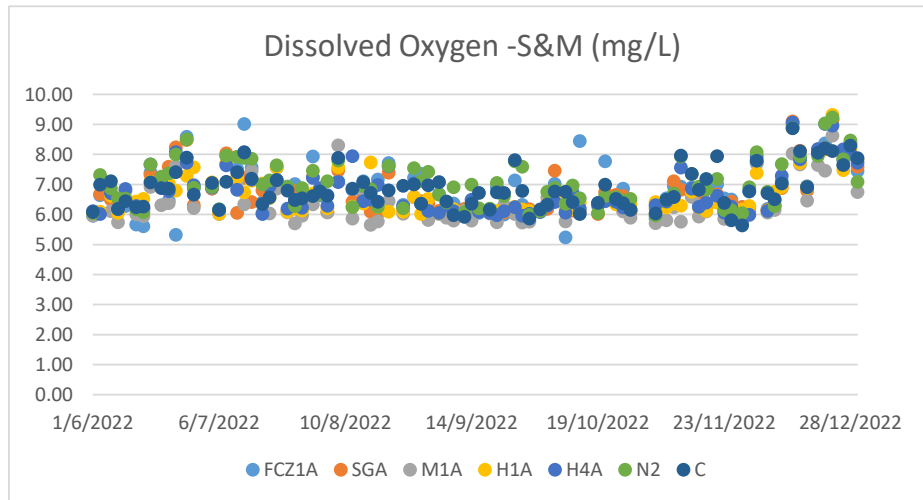
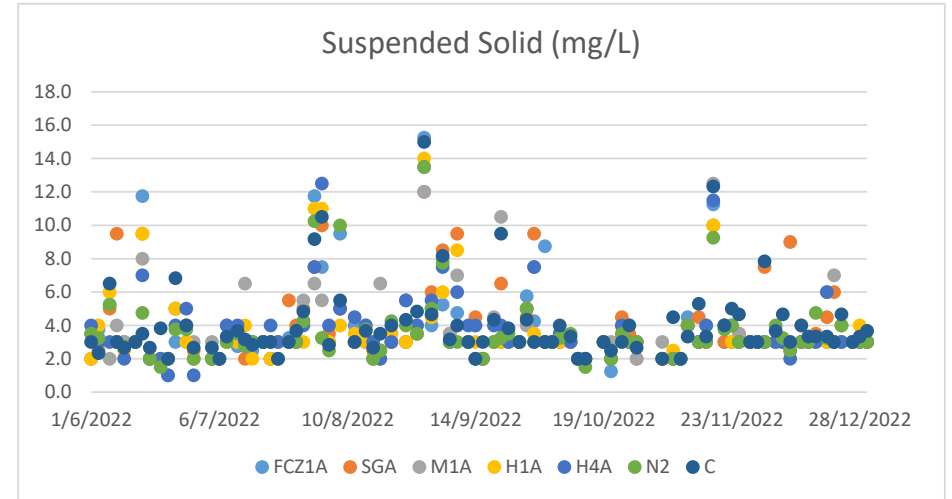
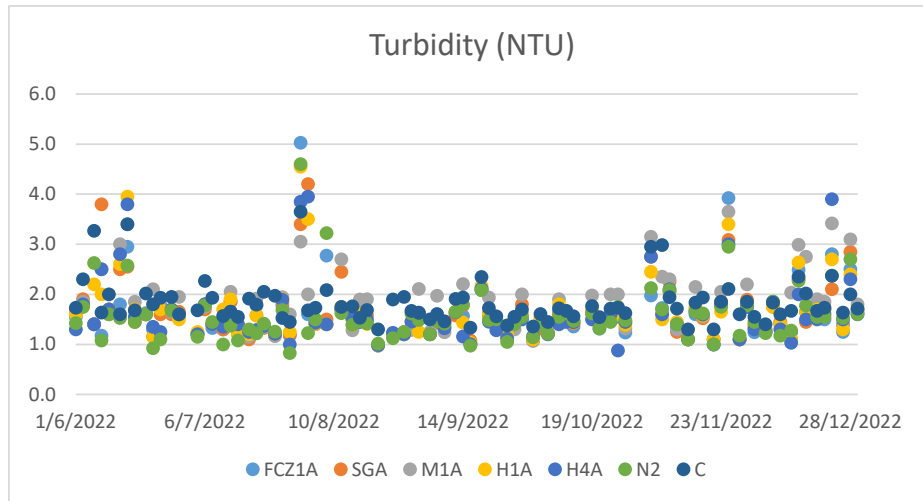
# Project: Contract No. CM 11/2021 Expansion of Sha Tau Kok Sewage Treatment Works – Environmental Team Services (2022-2024)

## Graphical Presentations - Marine Water Quality Monitoring for 1-year TSTP Operation



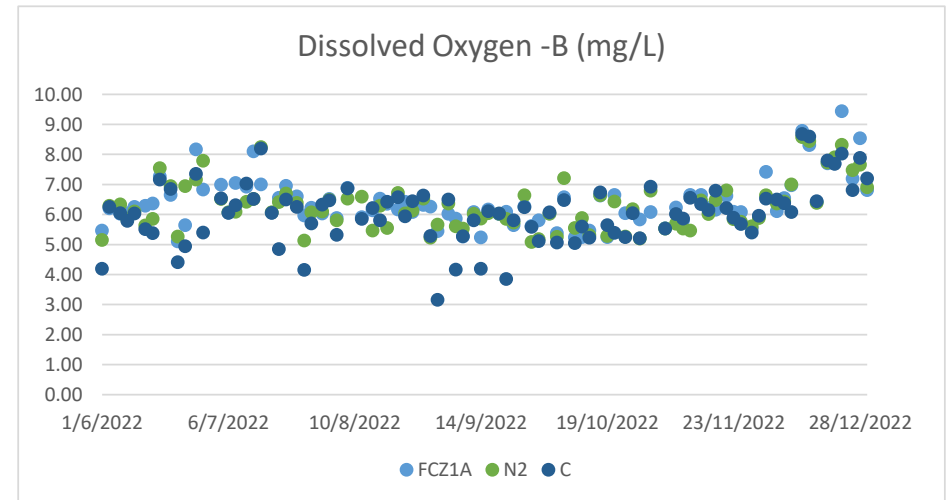
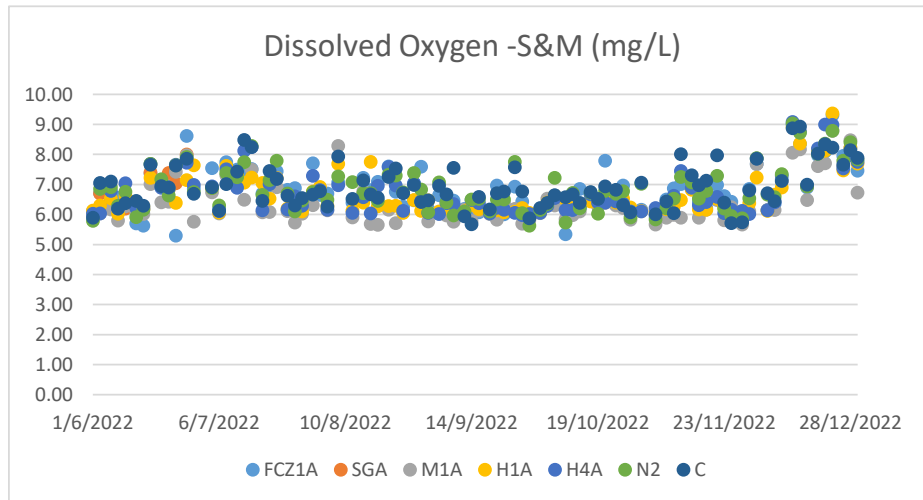
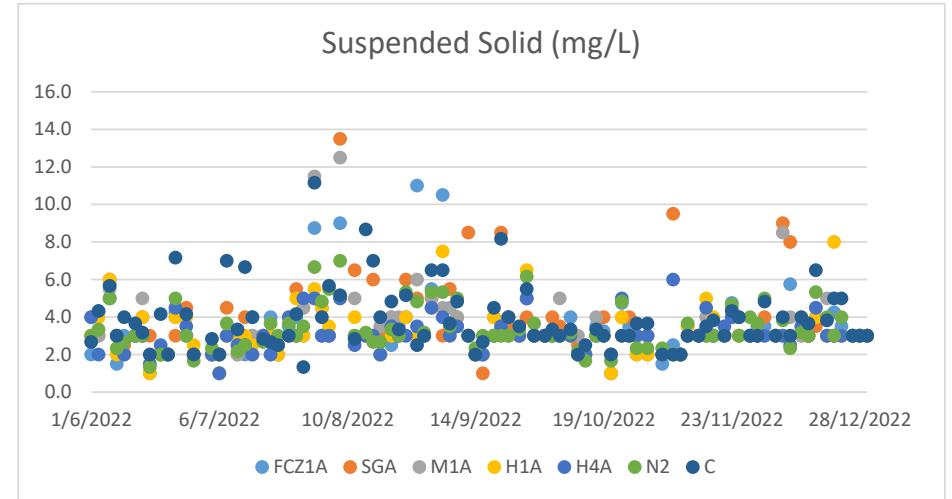
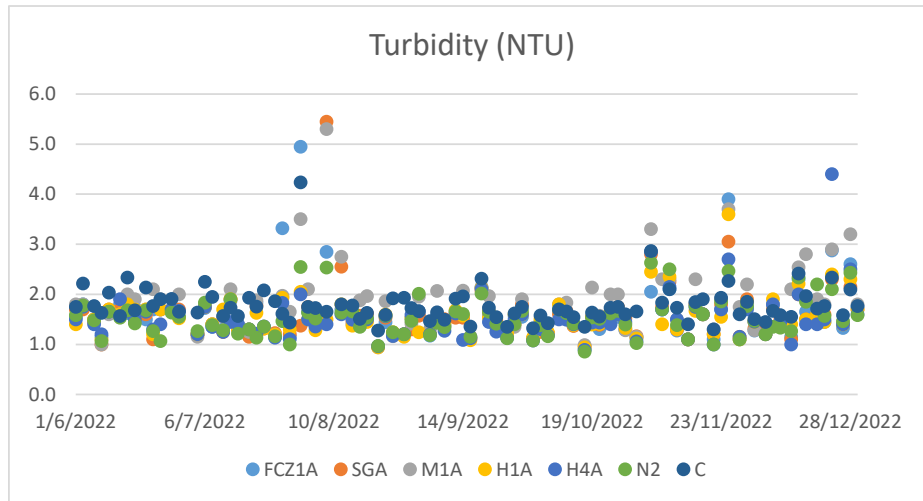
# Project: Contract No. CM 11/2021 Expansion of Sha Tau Kok Sewage Treatment Works – Environmental Team Services (2022-2024)

## Graphical Presentations - Water Quality Monitoring (Flood-Tide)



# Project: Contract No. CM 11/2021 Expansion of Sha Tau Kok Sewage Treatment Works – Environmental Team Services (2022-2024)

## Graphical Presentations - Water Quality Monitoring (Ebb-Tide)



# Appendix D

---

Event and Action Plan

EVENT	ACTION			
	ET	IEC	ER	Contractor
<b>Construction Noise</b>				
Action Level	<ol style="list-style-type: none"> <li>1. Carry out investigation to identify the source and cause of the complaint/exceedance(s)</li> <li>2. Notify IEC, ER, and Contractor and report the results of investigation to the Contractor, ER and the IEC</li> <li>3. Discuss with the Contractor and IEC for remedial measures required</li> <li>4. If the complaint is related to the Project, conduct additional monitoring for checking mitigation effectiveness and report the findings and results to the IEC, ER and the Contractor</li> </ol>	<ol style="list-style-type: none"> <li>1. Review the analyzed results submitted by the ET.</li> <li>2. Review the proposed remedial measures by the Contractor and advise the ER accordingly.</li> <li>3. Supervise the implementation of remedial measures.</li> </ol>	<ol style="list-style-type: none"> <li>1. Confirm receipt of notification of Exceedance in writing.</li> <li>2. Require Contractor to propose remedial measures for the analyzed noise problem.</li> <li>3. Ensure remedial measures are properly implemented.</li> </ol>	<ol style="list-style-type: none"> <li>1. Submit noise mitigation proposals, if required, to the IEC and ER</li> <li>2. Implement noise mitigation proposals</li> </ol>
Limit Level	<ol style="list-style-type: none"> <li>1. Carry out investigation to identify the source and cause of the exceedance</li> <li>2. Notify IEC, ER, Project Proponent, EPD and Contractor</li> <li>3. Repeat measurements to confirm findings</li> <li>4. Provide investigation report to IEC, ER, EPD and Contractor of the exceedances</li> <li>5. If the exceedance is related to the Project, assess effectiveness by additional monitoring.</li> <li>6. Report the remedial action implemented and the additional monitoring results to IEC, EPD, ER and Contractor</li> <li>7. If exceedance stops, cease additional monitoring</li> </ol>	<ol style="list-style-type: none"> <li>1. Review the analyzed results submitted by the ET</li> <li>2. Discuss the potential remedial measures with ER, ET Leader and Contractor</li> <li>3. Review Contractors remedial actions whenever necessary to assure their effectiveness and advise the ER accordingly</li> <li>4. Supervise the implementation of remedial measures</li> </ol>	<ol style="list-style-type: none"> <li>1. Confirm receipt of notification of Exceedance in writing.</li> <li>2. Require the Contractor to propose remedial measures for the analyzed noise problem.</li> <li>3. Ensure remedial measures are properly implemented.</li> <li>4. If exceedance continues, consider what activity of the work is responsible and instruct the Contractor, in agreement with the Project Proponent, to stop that activity of work until the exceedance is abated.</li> </ol>	<ol style="list-style-type: none"> <li>1. Take immediate action to avoid further exceedance.</li> <li>2. Submit proposals for remedial actions to IEC and RE within 3 working days of notification.</li> <li>3. Implement the agreed proposals.</li> <li>4. Resubmit proposals if problem still not under control.</li> <li>5. Stop the relevant activity of works as determined by the Project Proponent until the exceedance is abated.</li> </ol>
<b>Landscape and Visual</b>				
Non-conformity on one occasion	<ol style="list-style-type: none"> <li>1. Inform the Contractor, IEC and ER;</li> <li>2. Discuss remedial actions with IEC, ER and Contractor</li> <li>3. Monitor remedial actions until rectification has been completed</li> </ol>	<ol style="list-style-type: none"> <li>1. Check inspection report</li> <li>2. Check Contractor's working method</li> <li>3. Discuss with ET, ER and Contractor on possible remedial measures</li> <li>4. Advise ER on effectiveness of proposed remedial measures</li> </ol>	<ol style="list-style-type: none"> <li>1. Confirm receipt of notification of non-conformity in writing</li> <li>2. Review and agree on the remedial measures proposed by the Contractor</li> <li>3. Supervise implementation of remedial measures</li> </ol>	<ol style="list-style-type: none"> <li>1. Identify source and investigate the non-conformity</li> <li>2. Implement remedial measures</li> <li>3. Amend working methods agreed with ER as appropriate</li> <li>4. Rectify damage and undertake any necessary replacement</li> </ol>
Repeated Non-conformity	<ol style="list-style-type: none"> <li>1. Identify source(s)</li> <li>2. Inform the Contractor, IEC and ER;</li> <li>3. Discuss inspection frequency</li> <li>4. Discuss remedial actions with IEC, ER and Contractor</li> <li>5. Monitor remedial actions until rectification has been completed</li> <li>6. If non-conformity stops, cease additional monitoring</li> </ol>	<ol style="list-style-type: none"> <li>1. Check inspection report</li> <li>2. Check Contractor's working method</li> <li>3. Discuss with ET, ER and Contractor on possible remedial measures</li> <li>4. Advise ER on effectiveness of proposed remedial measures</li> </ol>	<ol style="list-style-type: none"> <li>1. Notify the Contractor</li> <li>2. In consultation with the ET and IEC, agree with the Contractor on the remedial measures to be implemented</li> <li>3. Supervise implementation of remedial measures</li> </ol>	<ol style="list-style-type: none"> <li>1. Identify source and investigate the non-conformity</li> <li>2. Implement remedial measures</li> <li>3. Amend working methods agreed with ER as appropriate</li> <li>4. Rectify damage and undertake any necessary replacement. Stop relevant portion of works as determined by ER until the non-conformity is abated.</li> </ol>

EVENT	ACTION			
	ET	IEC	ER	Contractor
<b>Water Quality</b>				
Action Level being exceeded by one sampling day	<ol style="list-style-type: none"> <li>1.Repeat in situ measurement on the next day of exceedance to confirm findings;</li> <li>2. Check monitoring data, plant, equipment and Contractor(s)'s working methods;</li> <li>3. Identify source(s) of impact and record in notification of exceedance;</li> <li>4. Inform IEC, Contractor(s) and ER.</li> </ol>	<ol style="list-style-type: none"> <li>1.Check monitoring data submitted by ET and Contractor(s)'s working methods;</li> <li>2. Inform EPD and AFCD.</li> </ol>	<ol style="list-style-type: none"> <li>1. Confirm receipt of notification of exceedance in writing;</li> <li>2. Check plant and equipment and rectify unacceptable practice</li> </ol>	<ol style="list-style-type: none"> <li>1. Confirm receipt of notification of exceedance in writing.</li> </ol>
Action Level being exceeded by two or more consecutive sampling days	<ol style="list-style-type: none"> <li>1.Repeat in situ measurement on the next day of exceedance to confirm findings;</li> <li>2. Check monitoring data, plant, equipment and Contractor(s)'s working methods;</li> <li>3. Identify source(s) of impact and record in notification of exceedance;</li> <li>4. Inform IEC, Contractor(s) and ER;</li> <li>5. Discuss with IEC and Contractor(s) on additional mitigation measures and ensure that they are implemented</li> </ol>	<ol style="list-style-type: none"> <li>1. Check monitoring data submitted by ET and Contractor(s)'s working methods;</li> <li>2. Inform EPD and AFCD;</li> <li>3. Discuss with ET and Contractor(s) on additional mitigation measures and advise ER accordingly;</li> <li>4. Assess the effectiveness of the implemented mitigation measures.</li> </ol>	<ol style="list-style-type: none"> <li>1. Confirm receipt of notification of exceedance in writing;</li> <li>2. Check plant and equipment and rectify unacceptable practice;</li> <li>3. Consider changes of working methods;</li> <li>4. Discuss with ET and IEC on additional mitigation measures and propose them to ER within 3 working days;</li> <li>5. Implement the agreed mitigation measures.</li> </ol>	<ol style="list-style-type: none"> <li>1. Confirm receipt of notification of exceedance in writing;</li> <li>2. Discuss with the IEC on the proposed additional mitigation measures and agree on the mitigation measures to be implemented.</li> <li>3. Ensure additional mitigation measures are properly implemented.</li> </ol>
Limit Level being exceeded by one sampling day	<ol style="list-style-type: none"> <li>1. Repeat in situ measurement on the next day of exceedance to confirm findings;</li> <li>2. Check monitoring data, plant, equipment and Contractor(s)'s working methods;</li> <li>3. Identify source(s) of impact and record in notification of exceedance;</li> <li>4. Inform IEC, Contractor(s) and ER;</li> <li>5. Discuss with IEC and Contractor(s) on additional mitigation measures and ensure that they are implemented</li> </ol>	<ol style="list-style-type: none"> <li>1. Check monitoring data submitted by ET and Contractor(s)'s working methods;</li> <li>2. Inform EPD and AFCD;</li> <li>3. Discuss with ET and Contractor(s) on additional mitigation measures and advise ER accordingly;</li> <li>4. Assess the effectiveness of the implemented mitigation measures.</li> </ol>	<ol style="list-style-type: none"> <li>1. Confirm receipt of notification of exceedance in writing;</li> <li>2. Check plant and equipment and rectify unacceptable practice;</li> <li>3. Critically review the need to change working methods;</li> <li>4. Discuss with ET and IEC on additional mitigation measures and propose them to ER within 3 working days;</li> <li>5. Implement the agreed mitigation measures.</li> </ol>	<ol style="list-style-type: none"> <li>1. Confirm receipt of notification of exceedance in writing;</li> <li>2. Discuss with the IEC on the proposed additional mitigation measures and agree on the mitigation measures to be implemented.</li> <li>3. Ensure additional mitigation measures are properly implemented.</li> <li>4. Request Contractor(s) to critically review the working methods.</li> </ol>
Limit Level being exceeded by two or more consecutive sampling days	<ol style="list-style-type: none"> <li>1. Repeat in situ measurement on the next day of exceedance to confirm findings;</li> <li>2. Check monitoring data, plant, equipment and Contractor(s)'s working methods;</li> <li>3. Identify source(s) of impact and record in notification of exceedance;</li> <li>4. Inform IEC, Contractor(s) and ER;</li> <li>5. Discuss with IEC and Contractor(s) on additional mitigation measures and ensure that they are implemented</li> </ol>	<ol style="list-style-type: none"> <li>1. Check monitoring data submitted by ET and Contractor(s)'s working methods;</li> <li>2. Inform EPD and AFCD;</li> <li>3. Discuss with ET and Contractor(s) on additional mitigation measures and advise ER accordingly;</li> <li>4. Assess the effectiveness of the implemented mitigation measures.</li> </ol>	<ol style="list-style-type: none"> <li>1. Confirm receipt of notification of exceedance in writing;</li> <li>2. Check plant and equipment and rectify unacceptable practice;</li> <li>3. Critically review the need to change working methods;</li> <li>4. Discuss with ET and IEC on additional mitigation measures and propose them to ER within 3 working days;</li> <li>5. Implement the agreed mitigation measures.</li> </ol>	<ol style="list-style-type: none"> <li>1. Confirm receipt of notification of exceedance in writing;</li> <li>2. Discuss with the IEC on the proposed additional mitigation measures and agree on the mitigation measures to be implemented.</li> <li>3. Ensure additional mitigation measures are properly implemented.</li> <li>4. Request Contractor(s) to critically review the working methods.</li> </ol>

**Notes:**

ET – Environmental Team, IEC – Independent Environmental Checker; ER = Engineering Representatives



# Appendix E

---

Waste Flow Table

## Monthly Summary Waste Flow Table for 2022 (year)

Name of Person completing the record: Tim Tan (Assistant S & E Officer)

Project : Expansion of Sha Tau Kok Sewage Treatment Works Phase 1 and Village Sewerage in Tong To Contract No.: DC/2018/03

Month	Actual Quantities of Inert C&D Materials Generated Monthly						Actual Quantities of Non-Inert C&D Wastes Generated Monthly				
	Total Quantity Generated	Hard Rock and Large Broken Concrete	Reused in the Contract	Reused in other Projects	Disposed as Public Fill	Imported Fill	Metals	Paper/ cardboard packaging	Plastics (see Note 3)	Chemical Waste	Others, e.g. general refuse
	(in '000m <sup>3</sup> )	(in '000m <sup>3</sup> )	(in '000m <sup>3</sup> )	(in '000m <sup>3</sup> )	(in '000m <sup>3</sup> )	(in '000m <sup>3</sup> )	(in '000 kg)	(in '000kg)	(in '000kg)	(in '000kg)	(in '000 m <sup>3</sup> )
Jan	1.388	0.000	0.000	0.000	1.388	0.000	0.000	0.000	0.000	0.000	0.006
Feb	1.547	0.000	0.000	0.000	1.547	0.000	0.000	0.000	0.000	0.000	0.013
Mar	3.259	0.000	0.000	0.000	3.259	0.000	0.000	0.000	0.000	0.000	0.087
Apr	1.908	0.000	0.000	0.000	1.908	0.000	0.000	0.000	0.000	0.000	0.047
May	2.387	0.000	0.000	0.000	2.387	0.000	0.000	0.000	0.000	0.000	0.033
Jun	1.500	0.000	0.000	0.000	1.500	0.000	0.000	0.000	0.000	0.000	0.037
Sub-total	11.989	0.000	0.000	0.000	11.989	0.000	0.000	0.000	0.000	0.000	0.223
Jul	1.220	0.000	0.000	0.000	1.220	0.000	0.000	0.000	0.000	0.000	0.014
Aug	1.280	0.000	0.000	0.000	1.280	0.000	0.000	0.000	0.000	0.000	0.039
Sep	0.139	0.000	0.000	0.000	0.139	0.000	0.000	0.000	0.000	0.000	0.030
Oct	0.081	0.000	0.000	0.000	0.081	0.000	0.000	0.000	0.000	0.000	0.037
Nov	0.163	0.000	0.000	0.000	0.163	0.000	0.000	0.000	0.000	0.000	0.043
Dec	0.257	0.000	0.000	0.000	0.257	0.000	0.000	0.000	0.000	0.000	0.037
Total	15.129	0.000	0.000	0.000	15.129	0.000	0.000	0.000	0.000	0.000	0.423
2019	1.787	0.005	0.000	0.000	1.787	0.000	0.000	0.000	0.000	0.000	0.137
2020	3.316	0.000	0.000	0.000	3.321	0.000	0.000	0.000	0.000	0.000	0.703
2021	18.846	0.000	0.000	0.000	18.846	0.000	0.000	0.000	0.000	0.000	0.206
Cumulative	39.078	0.005	0.000	0.000	39.083	0.000	0.000	0.000	0.000	0.000	1.469

- Notes:
- (1) The waste flow table shall also include C&D materials that are specified in the Contract to be imported for use at the Site.
  - (2) Plastics refer to plastic bottles/containers, plastic sheets/ foam from packaging materials.
  - (3) Broken concrete for recycling into aggregates.

## Monthly Summary Waste Flow Table for 2023 (year)

Name of Person completing the record: Tim Tan (Assistant S & E Officer)

Project : Expansion of Sha Tau Kok Sewage Treatment Works Phase 1 and Village Sewerage in Tong To Contract No.: DC/2018/03

Month	Actual Quantities of Inert C&D Materials Generated Monthly						Actual Quantities of Non-Inert C&D Wastes Generated Monthly				
	Total Quantity Generated	Hard Rock and Large Broken Concrete	Reused in the Contract	Reused in other Projects	Disposed as Public Fill	Imported Fill	Metals	Paper/ cardboard packaging	Plastics (see Note 3)	Chemical Waste	Others, e.g. general refuse
	(in '000m <sup>3</sup> )	(in '000m <sup>3</sup> )	(in '000m <sup>3</sup> )	(in '000m <sup>3</sup> )	(in '000m <sup>3</sup> )	(in '000m <sup>3</sup> )	(in '000 kg)	(in '000kg)	(in '000kg)	(in '000kg)	(in '000 m <sup>3</sup> )
Jan	0.311	0.000	0.000	0.000	0.311	0.000	0.000	0.000	0.000	0.000	0.035
Feb	0.214	0.000	0.000	0.000	0.214	0.000	0.000	0.000	0.000	0.000	0.058
Mar	0.145	0.000	0.000	0.000	0.145	0.000	0.000	0.000	0.000	0.000	0.110
Apr	0.389	0.000	0.000	0.000	0.389	0.000	0.000	0.000	0.000	0.000	0.116
May	0.095	0.000	0.000	0.000	0.095	0.000	0.000	0.000	0.000	0.000	0.091
Jun											
Sub-total	1.154	0.000	0.000	0.000	1.154	0.000	0.000	0.000	0.000	0.000	0.410
Jul											
Aug											
Sep											
Oct											
Nov											
Dec											
Total	1.154	0.000	0.000	0.000	1.154	0.000	0.000	0.000	0.000	0.000	0.410
2019	1.787	0.005	0.000	0.000	1.787	0.000	0.000	0.000	0.000	0.000	0.137
2020	3.316	0.000	0.000	0.000	3.321	0.000	0.000	0.000	0.000	0.000	0.703
2021	18.846	0.000	0.000	0.000	18.846	0.000	0.000	0.000	0.000	0.000	0.206
2023	15.129	0.000	0.000	0.000	15.129	0.000	0.000	0.000	0.000	0.000	0.461
Cumulative	40.232	0.005	0.000	0.000	40.237	0.000	0.000	0.000	0.000	0.000	1.917

Notes:

- (1) The waste flow table shall also include C&D materials that are specified in the Contract to be imported for use at the Site.
- (2) Plastics refer to plastic bottles/containers, plastic sheets/ foam from packaging materials.
- (3) Broken concrete for recycling into aggregates.

# Appendix F

---

Implementation Status of Environment Mitigation

Measures

## Environmental Mitigation Implementation Schedule

EIA Ref	Recommended Environmental Protection Measures/ Mitigation Measures	Location / Duration of Measures	Implementation Status in Construction Phase*
<b>Air Quality</b>			
<b>S3.7.1</b>	- Dust control measures stipulated in the Air Pollution Control (Construction Dust) Regulation shall be implemented during the construction of the Project to control potential fugitive dust emissions.	Construction Sites / Construction Phase	✓
	- Regular water spraying on exposed area.		✓
	- Vehicle wheel-washing and body washing facilities shall be provided at the site entrance.		✓
	- Shielding or covering with impervious sheet of stockpiled materials or exposed area when it is not used to reduce dust nuisance		✓
	- Site practices such as regular maintenance and checking of the diesel-driven PMEs should be adopted to avoid any black smoke emissions and to reduce gaseous emissions		✓
	- Open trench construction of the gravity sewers, each work front should be around 20m to 30m in length to control potential dust emission.		N.O.
<b>S3.6.1</b>	- The existing sewage pumping station and rising mains should be cleaned and flushed out properly to clear away any remaining potential sources of odour emission, such as sewage sludge from the facilities. <del>The decommissioning including removal of the pumping station and rising mains should take place after the cleaning and flushing out.</del>		N.O.
<b>S3.9.1</b>	- Regular site inspections on a weekly basis shall be carried out in order to confirm that the mitigation and control measures are properly implemented and are working effectively to ensure proper control of construction dust and gaseous emissions.		✓
<b>S3.7.2</b>	- To minimize odour problem, the sludge tankers for disposal of sludge shall be fully enclosed	TSTP / Operation Phase	✓
	- Sludge produced will be thickened and dewatered to 30% dry solids prior to disposal at the landfill.		N.A.
	- Deodourizing facility using activated carbon filters and/or bio-trickling filters were equipped for both TSTP.	TSTP / Design Phase / Operation Phase	✓
	- The deodorization system would undergo maintenance annually or when the average odour removal efficiency of deodorization facility is smaller than the required odour removal efficiency.		N.A.
	- Ventilation system was provided inside the TSTP to ensure adequate air change within the plant.		✓
<b>S3.9.2</b>	- A commissioning test is recommended to be performed for the operation phase to ascertain the effectiveness of the deodorization systems at the TSTP. Exhaust air flow rate, temperature of exhaust, odour concentrations at the outlet of the deodorization systems should be monitored during the commissioning test. (completed)	Operation Phase	N.A.
	- Weekly monitoring of odour emission at the exhausts at TSTP by taking odour samples is recommended to be conducted in the first two months of the first year of the operation. (i.e. August to September 2020 - completed)		N.A.

EIA Ref	Recommended Environmental Protection Measures/ Mitigation Measures	Location / Duration of Measures	Implementation Status in Construction Phase*
S3.9.2	<p>- Provided that the monitoring results show no non-compliance on a weekly basis during the first two months, it is recommended to reduce the frequency to monthly in the subsequent four months (i.e. October 2020 to January 2021) and further reduce to quarterly in the remaining six months of the first year if no non-compliance is found. If there is any non-compliance, the operator should inspect the deodorization unit. Frequency of odour monitoring should not be reduced unless no non-compliance is found. Quarterly odour monitoring is also recommended to continue in the second year of the operation (i.e. August 2021 to July 2022). If compliance can be achieved consistently throughout the first two years of operation, the Project Proponent may propose and seek approval with EPD to reduce monitoring frequency to every six month or yearly basis for subsequent years of operation.</p>	TSTP / Operation Phase	✓
	<p>- Odour patrol is proposed during the period of maintenance or cleaning of the deodorization system for TSTP. It is generally defined as Level 0 to Level 4 in which Level 0 means no odour and Level 4 means unacceptable odour. If Level 3 – 4 is reported and the source of odour is confirmed to be originated from the exhaust of TSTP, the operator should be notified immediately and should investigate and rectify the problem of the cleaning or maintenance works within 24 hours in order to restore the level to below Level 2.</p>		N.A.
<b>Noise</b>			
S4.8	<p>- Use of quiet PME / quiet construction method.</p>	Construction Sites / Construction Phase	✓
	<p>- Movable noise barriers of 3 m in height with skid footing should be used and located within a few metres of stationary plant and mobile plant such that the line of sight to the NSR is blocked by the barriers. The length of the barrier should be at least five times greater than its height. The noise barrier material should have a superficial surface density of at least 7 kg m<sup>2</sup> and have no openings or gaps. (no demolition works)</p>		✓
	<p>- Only well-maintained plant should be operated on-site and plant should be serviced regularly during the construction phase;</p>		✓
	<p>- Silencers or mufflers on construction equipment should be utilised and properly maintained during the construction phase;</p>		✓
	<p>- Mobile plant, if any, should be sited as far away from NSRs as possible;</p>		✓
	<p>- Machines and plant (such as trucks) that may be in intermittent use should be shut down between work periods or should be throttled down to a minimum</p>		✓
	<p>- Plant known to emit noise strongly in one direction should, wherever possible, be orientated so that the noise is directed away from the nearby NSRs.</p>		✓
	<p>- Material stockpiles and other structures should be effectively utilised, wherever practicable, in screening noise from on-site construction activities.</p>		N.O.
	<p>- The construction activities should be planned and carried out in sequence rather than simultaneously at each location. Therefore, only one unit of each type of equipment should be operated at any one time.</p>		✓
	<p>- Open trench construction of the gravity sewers, each work front should be around 20m to 30m in length.</p>		✓
	<p>- Include noise levels specification when ordering new equipment items.</p>	Construction Sites / Operation Phase	✓
<p>- Develop and implement a regularly scheduled equipment maintenance programme so that equipment items are properly operated and serviced. The programme should be implemented by properly trained personnel.</p>	N.A.		

EIA Ref	Recommended Environmental Protection Measures/ Mitigation Measures	Location / Duration of Measures	Implementation Status in Construction Phase*
S4.11	- Designated monitoring stations as defined in EM&A Manual / during construction phase.	NM1 & NM2 / Construction Phase	✓
<b>Water Quality</b>			
S5.9.3	<ul style="list-style-type: none"> <li>- Furthermore, a number of standard measures and good site practices should be implemented to avoid / minimize the potential impacts from marine construction. These measures include:               <ul style="list-style-type: none"> <li>• All vessels should be well maintained and inspected before use to limit any potential discharges to the marine environment;</li> <li>• All vessels must have a clean ballast system;</li> <li>• No soil waste is allowed to be disposed overboard.</li> </ul> </li> </ul>	Construction Sites / Construction Phase	✓
	- No discharge of sewage/grey wastewater should be allowed. Wastewater from potentially contaminated area on working vessels should be minimized and collected. These kinds of wastewater should be brought back to port and discharged at appropriate collection and treatment system.	Construction Sites / Construction Phase	✓
EP Clause 2.11	- The submarine outfall in Starling Inlet shall be constructed by trenchless method such as Horizontal Directional Drilling or equivalent such that the seabed (except at the diffuser location) will not be disturbed.	Construction Sites / Construction Phase	✓
	- Mitigation/ precaution measures recommended in the method statement of submarine outfall construction should be implemented.		✓
	- Cofferdam shall be installed at the receiving pit of the diffuser of submarine outfall. Excavation of sediment and construction of the diffuser shall be conducted in dry condition within the fully-drained cofferdam.		N.A.
S5.9.4	<p><b>General Construction Activities</b></p> <ul style="list-style-type: none"> <li>- Standard site practices outlined in ProPECC PN 1/94 “Construction Site Drainage” should be followed as far as practicable in order to reduce surface runoff, minimize erosion, and also to retain and reduce any SS prior to discharge.</li> </ul>	Land Sites & Drainage / Construction Phase	✓
	- Silt removal facilities such as silt traps or sedimentation facilities should be provided to remove silt particles from runoff to meet the requirements of the TM standard under the WPCO. The design of silt removal facilities should be based on the guidelines provided in ProPECC PN 1/94.		✓
	- All drainage facilities and erosion and sediment control structures should be inspected on a regular basis and maintained to confirm proper and efficient operation at all times and particularly during rainstorms. Deposited silt and grit should be removed regularly.		✓
	- Earthworks to form the final surfaces should be followed up with surface protection and drainage works to prevent erosion caused by rainstorms.		✓
	- Appropriate surface drainage should be designed and provided where necessary.		✓
	- The precautions to be taken at any time of year when rainstorms are likely together with the actions to be taken when a rainstorm is imminent or forecasted and actions to be taken during or after rainstorms are summarised in Appendix A2 of ProPECC PN 1/94.		✓
	- Oil interceptors should be provided in the drainage system where necessary and regularly emptied to prevent the release of oil and grease into the storm water drainage system after accidental spillages.		✓

EIA Ref	Recommended Environmental Protection Measures/ Mitigation Measures	Location / Duration of Measures	Implementation Status in Construction Phase*
S5.9.4	- Temporary and permanent drainage pipes and culverts provided to facilitate runoff discharge, if any, should be adequately designed for the controlled release of storm flows. The temporary diverted drainage, if any, should be reinstated to the original condition when the construction work has finished or when the temporary diversion is no longer required.	Land Sites & Drainage / Construction Phase	✓
S5.9.5	- Appropriate infiltration control, such as cofferdam wall, should be adopted to limit groundwater inflow to the excavation works areas in the Project site. Groundwater pumped out from excavation area should be discharged into the storm system via silt removal facilities.	Land Sites & Drainage / Construction Phase	✓
S5.9.6	- If needed, appropriate numbers of portable toilets shall be provided by a licensed contractor to serve the construction workers over the construction site to prevent direct disposal of sewage into the water environment.	Land Sites & Drainage / Construction Phase	✓
S5.9.7	<p><b>Spillage of Chemicals</b></p> <p>- Site drainage should be well maintained and good construction practices should be observed to ensure that oil, fuels, solvents and other chemicals are managed, stored and handled properly and do not enter the nearby streams or marine water.</p>	Land Sites & Drainage/ Construction Phase	✓
S5.9.9	<p>- The following design measures are also provided in the TSTP and the expanded STKSTW to avoid the risk of emergency discharge:</p> <ul style="list-style-type: none"> <li>• Provision of dual power supply and backup generator to eliminate the risk of power failure;</li> <li>• Provision of standby equipment (online and on-shelf) for all treatment units;</li> <li>• Operation of STKSTW is under 24-hour monitoring by Shift Team of Sha Tau Kok (for new STKSTW) and/or Shek Wu Hui STW in order to allow inspection and any necessary repair works by DSD at the earliest possible time;</li> <li>• A remote control and monitoring system (SCADA) will also be installed to allow off-site DSD staff (Shift Team) to monitor the operation of STKSTW; and</li> <li>• Provision of on-site storage of raw sewage up to 6 hours for the TSTP and STKSTW</li> </ul>	TSTP / Operation Phase	✓
S5.9.10	<p>- Additional measures provided to avoid plant failure associated fine screen include:</p> <ul style="list-style-type: none"> <li>• 2 duties + 1 standby fine screens would be provided;</li> <li>• Uninstalled spare parts would be provided;</li> <li>• Monitoring equipment of fine screens would be installed;</li> <li>• Routine inspection and scheduled maintenance works would be strengthened and carried out regularly; and</li> <li>• Equipment and necessary measures such as lifting opening would be provided to shorten the time required for replacement of screen.</li> </ul>	Operation Phase	N.A.
S5.9.12	- To avoid cross-connection of the reclaimed water supply to the potable water supply, the pipes for the reclaimed water will be specially arranged to differentiate them from that of the potable water pipe, e.g. clearly labelled with warning signs and notices, colour-coded, and/or using different pipe size.	Operation Phase	N.A.
	- Caution would also be taken to avoid the use of high pressure jet in cleansing and landscape irrigation to minimize aerosol formation from the reclaimed effluent.		N.A.



EIA Ref	Recommended Environmental Protection Measures/ Mitigation Measures	Location / Duration of Measures	Implementation Status in Construction Phase*
S5.12.1	- Marine water quality monitoring at selected WSRs is recommended for installation, maintenance and removal of sheetpile and sediment removal works under this Project. Site audit would also be conducted throughout the marine and land-based construction under this Project. Details environmental monitoring procedures and audit requirements are provided in the standalone EM&A manual.	FCZ1A, SGA, M1A, H1A, H4A, N1 & N2 / Construction Phase	✓
S5.12.2	- Marine water quality monitoring at selected WSRs is recommended for the first year of (1) interim operation of the TSTP, <del>(2) operation of phase 1 and (3) phase 2 expansion of the STKSTW</del> . Follow-up water quality monitoring should be commenced within 24 hours after an emergency discharge event and continue until the recovery of water quality. Monitoring of effluent quality would also be required for WPCO permit requirement. Detailed environmental monitoring procedures are provided in the standalone EM&A manual. (completed in July 2021)	Operation Phase	N.A.
<b>Waste Management &amp; Land Contamination</b>			
S6.6.1	- An Environmental Management Plan (EMP) in accordance with ETWB TCW No. 19/2005 - "Environmental Management on Construction Sites" should be prepared by the main Contractor of each construction contract upon appointment. The EMP should describe the arrangements for avoidance, reduction, reuse, recovery, recycling, storage, collection, treatment and disposal of different categories of waste to be generated from the construction activities.	Construction Sites / Construction Phase	✓
S6.6.3	- An appropriate person, such as site agent or environmental officer should be nominated, to be responsible for good site practices, arrangement for collection and effective disposal of all wastes generated at the site to an approved facility. Training of construction staff should be undertaken by the Contractor about the concept of site cleanliness and appropriate waste management procedures. Requirements for staff training should be included in the EMP.	Construction Sites / Construction Phase	✓
S6.6.4	- Good planning and site management practices should be employed to eliminate over ordering or mixing of construction materials to reduce wastage. Regular cleaning and maintenance of the waste storage area should be provided.	Construction Sites / Construction Phase	✓
S6.6.5	- A recording system for the amount of wastes generated, recycled and disposed (including the disposal sites) should be implemented in accordance with DEVB TCW No. 6/2010. In order to monitor the disposal of C&D materials and solid wastes at public fill reception facilities and landfills and to control fly-tipping, a trip-ticket system should be included.	Construction Sites / Construction Phase	✓
S6.6.6	- Imported soft fill and rocks, if required, should be sourced from CEDD's fill bank, other projects or other approved sources instead of using new materials. Approval from the Engineer and all other relevant parties should be obtained by the Contractor before importation of the fill materials.	Construction Phase	N.O.
S6.6.7	- All waste materials should be segregated into categories covering: <ul style="list-style-type: none"> <li>• inert C&amp;D materials suitable for public filling facilities;</li> <li>• recyclable materials / waste</li> <li>• remaining non-inert C&amp;D materials for landfill;</li> <li>• spent bentonite for public filling facilities;</li> <li>• chemical waste; and</li> <li>• general refuse for landfill</li> </ul>	Construction Sites / Construction Phase	✓

EIA Ref	Recommended Environmental Protection Measures/ Mitigation Measures	Location / Duration of Measures	Implementation Status in Construction Phase*
S6.6.9	- Proper segregation and disposal of construction waste should be implemented. Separate containers should be provided for inert and non-inert wastes.	Construction Sites / Construction Phase	✓
S6.6.11	- The reuse of inert C&D materials such as soil, rock and broken concrete should be maximised. Waste should be separated into fine, soft and hard materials.	Construction Sites / Construction Phase	✓
S6.6.12	- Prior to export of material from the site, the potential for it to be reused should be assessed. Most C&D materials can easily be reused with minimum processing. Waste separation methods should be followed to ensure that C&D waste is separated at source. Suitable soft materials should be used for landscaping and grading of embankments. Fine material should be separated out and used as topsoil.	Construction Phase	N.A
S6.6.13	- Use of recycled aggregates whenever possible	Design & Construction Phase	N.A
S6.6.14, S6.6.30	- All C&D materials should be sorted on-site into inert and non-inert components by the Contractor. Non-inert C&D materials (C&D waste) such as wood, glass and plastic should be reused and recycled before disposal to a designated landfill as a last resort. Inert C&D materials (public fill) should be reused onsite or in other projects approved by relevant parties before disposed of at public fill reception facilities. Steel and other metals if any should be recovered from C&D materials and recycled.	Construction Sites / Construction Phase	✓
S6.6.15	- Good quality reusable topsoil should be stockpiled for later landscaping works. Stockpiles should be less than 2m in height, formed to a safe angle of repose and hydroseeded or covered with tarpaulin to prevent erosion during the rainy season and to minimise dust generation.	Construction Sites / Construction Phase	✓
S6.6.16	- Control measures for temporary stockpiles on-site should be taken in order to minimize the noise, generation of dust, pollution of water and visual impact.	Construction Sites / Construction Phase	✓
S6.6.17	- The public fill to be disposed to public fill reception facilities must consist entirely of inert construction materials. Disposal of C&D waste to landfill must not have more than 50% by weight of inert material. The C&D waste delivered for landfill disposal should contain no free water and the liquid content should not exceed 70% by weight.	Construction Sites / Construction Phase	✓
S6.6.18	- In order to avoid dust or odour impacts, any vehicles leaving a works area carrying C&D waste or public fill should have their load covered up before leaving the construction site.	Construction Sites / Construction Phase	✓
S6.6.20	- With reference to the Sediment Quality Report in the EIA, only Category L sediment was identified. In accordance with ETWB TCW No. 34/2002, Type 1 – Open Sea Disposal should be adopted for the disposal of 3,040 m <sup>3</sup> excavated sediment during construction of the proposed outfall diffuser. The location of marine disposal site should be sought with MFC/CEDD. The Contractor shall obtain a Marine Dumping Permit in accordance with the Dumping at Sea Ordinance. The Contractor should provide separate submissions (e.g. Sediment Sampling and Testing Plan / Sediment Quality Report) to EPD / DASO authority when applying for the marine dumping permit under the Dumping at Sea Ordinance.	Construction Sites / Construction Phase	N.A.

EIA Ref	Recommended Environmental Protection Measures/ Mitigation Measures	Location / Duration of Measures	Implementation Status in Construction Phase*
<b>S6.6.21</b>	- Bentonite slurry used in the drilling works should be treated and recycled at the works area in STKSTW. Any bentonite that is not suitable for recycling should be suitably dewatered before disposed of at public fill reception facilities.	Construction Sites / Construction Phase	✓
<b>S6.6.22 &amp; S6.6.37</b>	- Where the construction/ operation processes produce chemical waste, the Contractor must register with EPD as a chemical waste producer. Wastes classified as chemical wastes are listed in the Waste Disposal (Chemical Waste) (General) Regulation. These wastes are subject to stringent disposal routes. EPD requires information on the particulars of the waste generation processes including the types of waste produced, their location, quantities and generation rates. A nominated contact person must be registered with EPD.	Construction Sites / Construction & Operation Phase	✓
<b>S6.6.23 &amp; S6.6.37</b>	- Storage, handling, transport and disposal of chemical waste should be arranged in accordance with the Code of Practice on the Packaging, Labelling and Storage of Chemical Wastes published by EPD, and should be collected by a licensed chemical waste collector.	Construction Sites / Construction & Operation Phase	✓
<b>S6.6.24 &amp; S6.6.37</b>	- Suitable containers should be used for specific types of chemical wastes, containers should be properly labelled (English and Chinese in accordance with instructions prescribed in Schedule 2 of the Regulations), resistance to corrosion, safely stored and securely closed. Stored volume should not be kept more than 450 liters unless the specification has been approved by the EPD. Storage area should be enclosed by three sides by a wall, partition of fence that is at least 2 m height or height of tallest container with adequate ventilation and space.	Construction Sites / Construction & Operation Phase	✓
<b>S6.6.25 &amp; S6.6.37</b>	- Hard standing, impermeable surfaces draining via oil interceptors should be provided in works area compounds. Interceptors should be regularly emptied to prevent release of oils and grease into the surface water drainage system after accidental spillages. The interceptor should have a bypass to prevent flushing during periods of heavy rain. Oil and fuel bunkers should be bunded and/or enclosed on three sides to prevent discharge due to accidental spillages or breaches of tanks. Bunding should be of sufficient capacity to accommodate 110% of the volume of the largest container or 20% of the total volume of waste, whichever is largest. Waste collected from any grease traps should be collected and disposed of by a licensed contractor.	Construction Sites / Construction & Operation Phase	✓
<b>S6.6.26 &amp; S6.6.37</b>	- Lubricants, waste oils and other chemical wastes are likely to be generated during the maintenance of vehicles and mechanical equipment. Used lubricants should be collected and stored in individual containers which are fully labelled in English and Chinese and stored in a designated secure place. If possible, such waste should be sent to oil recycling companies, and the empty oil drums collected by appropriate companies for reuse or refill.	Construction Sites / Construction & Operation Phase	✓
<b>S6.6.27</b>	- The registered chemical waste producer (i.e. the Contractor) has to arrange for the chemical waste to be collected by licensed collectors. The licensed collector should regularly take chemical waste to a licensed chemical waste treatment facility (such as the Chemical Waste Treatment Centre in Tsing Yi). A trip ticket system operates to control the movement of chemical wastes.	Construction Sites / Construction Phase	✓
<b>S6.6.28</b>	- No lubricants, oils, solvents or paint products should be allowed to discharge into water courses, either by direct discharge, or as contaminants carried in surface water runoff from the construction site.	Construction Sites / Construction Phase	✓

EIA Ref	Recommended Environmental Protection Measures/ Mitigation Measures	Location / Duration of Measures	Implementation Status in Construction Phase*
S6.6.29	- All wooden materials used on-site should be kept separate from other wastes to avoid damage and to facilitate reuse. Timber which cannot be reused should be sorted out from other waste and stored separately from all inert waste before being disposed of to landfill.	Construction Phase	N.A.
S6.6.32	- General refuse generated on-site should be stored in enclosed bins or skips and collected separately from other construction and chemical wastes and disposed of at designated landfill. A temporary refuse collection point should be set up by the Contractor at the works area to facilitate the collection of refuse by licensed waste collector. The removal of waste from the site should be arranged on a daily or at least on every second day by the Contractor to minimise any potential odour impacts, minimise the presence of pests, vermin and other scavengers and prevent unsightly accumulation of waste.	Construction Sites / Construction Phase	✓
S6.6.33	- The recyclable component of the municipal waste generated by the workforce, such as aluminium cans, paper and cleansed plastic containers should be separated from other waste. Provision and collection of recycling bins for different types of recyclable waste should be set up by the Contractor. The Contractor should also be responsible for arranging recycling companies to collect these materials.	Construction Sites / Construction Phase	✓
S6.6.35	- Dewatered sludge should be delivered by sealed sludge tanker for treatment at the Sludge Treatment Facility in Tuen Mun.	Operation Phase	N.A.
S6.6.36	- Screenings should be collected and stored in covered containers before disposed of at landfill. Likewise, worn membrane filters and general refuse should be properly stored and disposed of at landfill.	Operation Phase	N.A.
<b>Ecology</b>			
S7.7.3	- Erect fences along the boundary of the works area before the commencement of works to prevent vehicle movements and encroachment of personnel onto adjacent areas.	Construction Sites / Construction Phase	✓
	- Regularly check the work site boundaries to ensure that they are not breached and that damage does not occur to surrounding areas.		✓
	- Avoid any damage and disturbance, particularly those caused by filling and illegal dumping, to the surrounding habitats through proper management of waste disposal.		✓
	- To avoid/ minimise the potential disturbance on the Night Roosting Site for Great Egret if confirmed to be continuing their usage before the construction activities, major noisy works such as concrete breaking should not be undertaken within an area of 100m from the Night Roosting Site after 16:00 under normal working hours. (i.e. 16:00 to 07:00 of the following day).		N.A.
	- Strong artificial lighting should not be used in the area at night to avoid disturbance to the roosting ardeids.		N.A.
<b>Landscape &amp; Visual</b>			
Table 9.6 of EM&A Manual	<b>Preservation of Existing Vegetation:</b> - Existing trees designated to be retained in-situ should be properly protected. Tree protection measures to be undertaken shall be in accordance with DEVB TC(W) 7/2015 on "Tree Preservation" and Guidelines on Tree Preservation during Development" by DEVB. This may include the clear demarcation and fencing-off of tree protection zones, tight site supervision and monitoring to prevent tree damage by construction activities, and periodic arboricultural inspection and maintenance to uphold tree health. A total of around 108 nos. of trees should be retained in-situ within the tree survey area.	Construction Sites / Construction Phase	✓

EIA Ref	Recommended Environmental Protection Measures/ Mitigation Measures	Location / Duration of Measures	Implementation Status in Construction Phase*
	<p><b>Preservation of Existing Vegetation (con't)</b></p> <ul style="list-style-type: none"> <li>- Under current proposal, no tree is recommended to be transplanted since the trees in conflict with the proposed works are not suitable to be transplanted. However, should transplantation be proposed in the detailed design stage after an update tree survey, the recommended final recipient sites should be adjacent to their current locations. Enough time should be reserved for tree transplantation works to increase the survival rate of the transplanting trees. To ensure the survival of transplanted trees, protection work should be considered. The tree transplantation proposal shall be submitted to relevant authorities for approval together with the formal tree removal application. Tree transplanting works shall be undertaken in accordance with Guidelines on Tree Transplanting by DEVB.</li> </ul>	Construction Sites / Construction Phase	✓
	<p><b>Control of Site Construction Activities:</b></p> <ul style="list-style-type: none"> <li>- Construction site controls shall be enforced, where possible, to ensure that the landscape and visual impacts arising from the construction phase activities are minimised. These construction site controls should include but not limited to the following: <ul style="list-style-type: none"> <li>• Storage of materials should be carefully arranged to minimise potential landscape and visual impact.</li> <li>• The location and appearance of site accommodation should be carefully designed to minimize potential landscape and visual impact.</li> <li>• Site lighting should be carefully designed to prevent light spillage,</li> <li>• Extent of the works area and construction period should be minimised as far as practicable.</li> <li>• Screen hoarding with compatible design to blend into the surrounding natural environment should be considered (Screen hoarding may not be practicable for works of upgrading existing rising mains due to the spatial constraints of the works area along the Shun Hing Street).</li> <li>• Temporary works areas should be reinstated at the earliest possible opportunity.</li> </ul> </li> </ul>	Construction Sites / Construction Phase	✓
Table 9.7 of EM&A Manual	<p><b>Suitable design of the proposed TSTP:</b></p> <ul style="list-style-type: none"> <li>- Colour of natural tones and non-reflective building materials shall be used for any outward facing building facades to avoid visual and glare disturbance</li> <li>- Responsive lighting design <ul style="list-style-type: none"> <li>• Directional and full cut off lighting is recommended within the boundaries of STKSTW to minimise light spillage to the surroundings;</li> <li>• Minimise geographical spread of lighting, only applying for safety at the key access points of the STKSTW; and</li> </ul> </li> <li>- Limited lighting intensity to meet the minimum safety and operation requirement.</li> </ul>	Construction Sites / Design & Construction Phase	✓
<b>Cultural Heritage</b>			
S10.3.50	- Undertake trenchless excavation in the vicinity of the Tin Hau Temple and provide a buffer zone of 10m between the works area for the open cut section and the Tin Hau Temple.	Construction Phase	N.O.
S10.3.51	- A condition survey and vibration impact assessment should be undertaken and if construction vibration monitoring and structural strengthening measures are required.		N.A.
S10.3.52	- Vibration and settlement monitoring should also be undertaken during the construction works to ensure that safe levels of vibration are not exceeded, if it is recommended in the condition survey report.		N.A.

EIA Ref	Recommended Environmental Protection Measures/ Mitigation Measures	Location / Duration of Measures	Implementation Status in Construction Phase*
<b>S10.3.53</b>	- If the maximum level is exceeded all works must stop and the structure must be examined to determine if it has been damaged. The contractor must also take measures, such as using smaller pneumatic drills to ensure that the levels are reduced to acceptable limits.	Construction Phase	N.A.
<b>S10.3.54</b>	- If at any time during the construction period the foundation of the structure is affected by the works; the works shall be immediately suspended and the AMO notified. If the works cause any damage to the structures, the proponent should be responsible for the restoration and repair at their own cost. A method statement should be submitted to AMO for comment and the works should be under AMO's supervision.		N.O.
<b>S10.3.55</b>	- Protective covering should be provided as an additional mitigation measure to the Tin Hau Temple.		N.O.

\*Implementation Status:

✓ = Compliance of mitigation measure

✗ = Non-compliance of mitigation measure

N.A = Not Applicable at this stage as no such site activities were conducted in the reporting period

N.O = Not Observed during site inspection in the reporting period.

# Appendix G

---

Cumulative statistics on Environmental Complaints, Notifications of  
Summons and Successful Prosecutions

## Cumulative Statistics on Environmental Complaints, Notifications of Summons and Successful Prosecutions

### Cumulative Statistics on Complaints

Environmental Parameters	Cumulative No. Brought Forward	No. of Complaints This Period	Cumulative Project-to-Date
Air	0	0	0
Noise	0	1	1
Water	0	0	0
Waste	0	0	0
<b>Total</b>	0	1	1

### Cumulative Statistics on Notification of Summons and Successful Prosecutions

Environmental Parameters	Cumulative No. Brought Forward	No. of Notification of Summons and Prosecutions This Period	Cumulative Project-to-Date
Air	0	0	0
Noise	0	0	0
Water	0	0	0
Waste	0	0	0
<b>Total</b>	0	0	0



# Appendix H

---

The on-site time & duties of ET and IEC

## On-site Time & duties for the Team of ET and IEC

On-site Time & Duties for the Team of ET during the reporting month		
Works to be carried on-site	Purposes	Actual Man-hour per week
Environmental site inspection (1, 8, 15, 22 & 29 June 2022) (6, 13, 20 & 27 July 2022) (3, 10, 17, 24 & 31 August 2022) (7, 14, 21 & 28 September 2022) (5, 12, 19 & 26 October 2022) (3, 9, 16, 23 & 30 November 2022) (7, 14, 21 & 28 December 2022) (4, 11, 18 & 27 January 2023) (1, 8, 15 & 22 February 2023) (1, 8, 15, 22 & 29 March 2023) (4, 12, 19 & 26 April 2023) (3, 10, 17, 24 & 31 May 2023)	<ul style="list-style-type: none"> <li>To audit and assess the effectiveness of the Contractor's site practice and work methodologies regarding on environmental and landscape &amp; visual mitigation measures as stipulated in the EM&amp;A Manual.</li> <li>To take pro-active actions to pre-empt environmental problems.</li> <li>To audit compliance with the intended aims of the measures implemented by the Contractor.</li> <li>The findings will notify to the Contractor at the time of inspection to enable the rapid resolution of identified non-conformities.</li> <li>To carry out the follow-up actions if non-conformities identified during the site inspection.</li> </ul>	3 hours per week
Keeping and logging records in the log-book	<ul style="list-style-type: none"> <li>To keep a contemporaneous log-book of any such instance or circumstance or change of circumstances.</li> </ul>	1 hour per week
Impact noise monitoring (1, 8, 15, 22 & 29 June 2022) (6, 13, 20 & 27 July 2022) (3, 10, 17, 24 & 31 August 2022) (7, 14, 21 & 28 September 2022) (5, 12, 19 & 26 October 2022) (3, 9, 16, 23 & 30 November 2022) (7, 14, 21 & 28 December 2022) (4, 11, 18 & 27 January 2023) (1, 8, 15 & 22 February 2023) (1, 8, 15, 22 & 29 March 2023) (4, 12, 19 & 26 April 2023) (3, 10, 17, 24 & 31 May 2023)	<ul style="list-style-type: none"> <li>To carry out impact noise monitoring at each station at 0700-1900 hours on normal weekdays; per week when construction activities are underway.</li> <li>To check the performance of monitoring and to track the varying environmental impact.</li> <li>To carry out remedial actions described in the Event/Action Plans of the EM&amp;A Manual in accordance with the time frame set out in the Event/ Action Plans in case where specified criteria in the EM&amp;A Manual are exceeded.</li> </ul>	2 hours per week

<p>Meeting with the ER, IEC, and contractor.  <b>(1, 8, 15, 22 &amp; 29 June 2022)</b>  <b>(6, 13, 20 &amp; 27 July 2022)</b>  <b>(3, 10, 17, 24 &amp; 31 August 2022)</b>  <b>(7, 14, 21 &amp; 28 September 2022)</b>  <b>(5, 12, 19 &amp; 26 October 2022)</b>  <b>(3, 9, 16, 23 &amp; 30 November 2022)</b>  <b>(7, 14, 21 &amp; 28 December 2022)</b>  <b>(4, 11, 18 &amp; 27 January 2023)</b>  <b>(1, 8, 15 &amp; 22 February 2023)</b>  <b>(1, 8, 15, 22 &amp; 29 March 2023)</b>  <b>(4, 12, 19 &amp; 26 April 2023)</b>  <b>(3, 10, 17, 24 &amp; 31 May 2023)</b></p>	<ul style="list-style-type: none"> <li>• To discuss with ER, IEC and Contractor any observations that improvement works is required to enhance the overall environmental performance; liaise with Contractor on any environmental non-compliance identified and follow up actions taken.</li> <li>• To liaise with the Project Proponent, IEC, RSS and other individuals or parties concerning other environmental issues deemed to be relevant to the construction/ operation process.</li> </ul>	<p>2 hours per week</p>
<p><b>Additional Monitoring for Critical work activities (recommended)</b></p>		
<p><b>Purposes</b></p>		
<p><b>Additional minimum on-site time</b></p>		
<p><u>Construction Phase</u></p>		
<p>Monitoring of decommission of existing rising main and demolition of sewage pumping station inside the close area of Sha Tau Kok Chuen</p>	<ul style="list-style-type: none"> <li>• To audit the Contractor's site practice and work methodologies regarding environmental mitigation measures contained in the EM&amp;A Manual.</li> <li>• To check any non-compliance with the construction methodology, mitigation measures and environmental monitoring and audit requirements recommended in the approved Method Statement submitted by the Contractor.</li> <li>• To take pro-active actions to pre-empt environmental problems.</li> </ul>	<p>Such work has not yet commenced.</p>
<p>Monitoring for Marine construction works including construction of cofferdam at the location of diffuser and construction of Submarine Outfall, etc.  <b>(8 &amp; 22 June 2022)</b>  <b>(6 July 2022)</b>  <b>(17 &amp; 31 August 2022)</b>  <b>(7, 14 &amp; 21 September 2022)</b>  <b>(9, 23 November 2022)</b>  <b>(14 December 2022)</b></p>	<ul style="list-style-type: none"> <li>• To audit the Contractor's site practice and work methodologies regarding environmental mitigation measures contained in the EM&amp;A Manual.</li> <li>• To check any non-compliance with the construction methodology, mitigation measures and environmental monitoring and audit requirements recommended in the approved Method Statement submitted by the Contractor.</li> <li>• To take pro-active actions to pre-empt environmental problems.</li> </ul>	<p>2 hours per week</p>
<p>Marine Water quality monitoring during marine construction activities  <b>(1, 3, 6, 8, 10, 13, 15, 17, 20, 22, 24, 27 &amp; 29 June 2022)</b>  <b>(1, 4, 6, 8, 11, 13, 15, 18, 20, 22, 25, 27 &amp; 29 July 2022)</b>  <b>(1, 3, 5, 8, 10, 12, 15, 17, 19, 22, 24, 26, 29 &amp; 31 August 2022)</b></p>	<ul style="list-style-type: none"> <li>• To obtain water samples from the Water Quality Monitoring Stations as stipulated in the Table 5.3 of EM&amp;A Manual.</li> <li>• To check the monitoring parameter against the Action and Limit Levels stipulated in the Table 4.2 of Baseline Environmental Monitoring Report (Water).</li> </ul>	<p>3 days per week x 8 hours = 24 hours per week</p>

(2, 5, 7, 9, 12, 14, 16, 19, 21, 23, 26, 28 & 30 September 2022) (3, 5, 7, 10, 12, 14, 17, 19, 21, 24, 26, 28 & 31 October 2022) (4, 7, 9, 11, 14, 16, 18, 21, 23, 25, 28 & 30 November 2022) (2, 5, 7, 9, 12, 14, 16, 19, 21, 23, 26, 28 & 30 December 2022)		
<b>Operation Phase</b>		
Marine Water quality monitoring during the first year of the TSTP	<ul style="list-style-type: none"> <li>To obtain water samples from the Water Quality Monitoring Stations as stipulated in the Table 5.3 of EM&amp;A Manual.</li> <li>To check the monitoring parameter against the Action and Limit Levels stipulated in the Table 4.3 of Baseline Environmental Monitoring Report (Water).</li> </ul>	Completed.
Continuous monitoring of treated sewage effluent from the TSTP	<ul style="list-style-type: none"> <li>To obtain 24-hour flow-weighted composite effluent sample for subsequent chemical analysis and testing</li> <li>To check the monitoring parameter against the Action and Limit Levels stipulated in the Table 5.4 of EM&amp;A Manual.</li> <li>To notify the plant operator for the non-compliance and to identify the cause for the non-compliance if any non-compliance.</li> </ul>	Completed.
Testing & Commissioning for the TSTP	<ul style="list-style-type: none"> <li>To ascertain the effectiveness of the deodorization systems as required in the EM&amp;A at the TSTP and STKSTW during the operation phase.</li> </ul>	Completed.
Monitoring of odour emission at the exhausts at TSTP (13 July 2022) (21 October 2022) (30 January 2023)	<ul style="list-style-type: none"> <li>To check any non-compliance with the monitoring parameter as stipulated in the EM&amp;A Manual.</li> </ul>	1 hour per quarter
Odour patrol during the period of maintenance of the deodorization system for TSTP	<ul style="list-style-type: none"> <li>To patrol and sniff along an odour patrol route at the existing STKSTW site boundary.</li> <li>To carry out the follow-up actions if any exceedance of the Action or Limit Level occurs actions in accordance with the Event/Action Plan presented in Table 3.5 of EM&amp;A Manual should be carried out.</li> </ul>	No maintenance of deodorization system for TSTP in the reporting month.

<b>On-site Time &amp; Duties for the Team of IEC during the reporting month</b>		
<b>Works to be carried on-site</b>	<b>Purposes</b>	<b>Actual Man-hour per week</b>
General site inspection or Monthly site inspection	<ul style="list-style-type: none"> <li>To ensure the EIA recommendations and EP requirements are complied with</li> <li>To review the effectiveness of environmental mitigation measures and environmental performance of the Project</li> <li>To identify any environmental deficiency needs to be improved.</li> <li>To identify in any environmental non-compliance</li> </ul>	2 x 2 hours general site inspection or 1 x 4 hours monthly site inspection
Inspection of on-site ET Logbook	<ul style="list-style-type: none"> <li>To inspect and audit the on-site logbook kept by the ET</li> </ul>	1 hour per week
Audit of Monitoring Works by the ET	<ul style="list-style-type: none"> <li>To check, audit and verify the environmental monitoring equipment, procedures, data and results of the environmental monitoring works carried out by the ET</li> </ul>	1.5 hours per week
Meeting with the ER, ET and contractor.	<ul style="list-style-type: none"> <li>To discuss with ER, ET and Contractor any observations that improvement works is required to enhance the overall environmental performance</li> <li>To discuss with ET, ET and Contractor any environmental non-compliance identified and follow up actions required</li> </ul>	1.5 hours per week

Additional Monitoring for Critical work activities (recommended)	Purposes	Additional minimum on-site time
<b><u>Construction Phase</u></b>		
Construction of submarine outfall in Starling Inlet by Horizontal Directional Drilling	<ul style="list-style-type: none"> <li>● To ensure the EIA recommendations and EP requirements are complied with</li> <li>● To review the effectiveness of environmental mitigation measures and environmental performance of the Project</li> <li>● To identify any environmental deficiency needs to be improved.</li> <li>● To identify in any environmental non-compliance</li> </ul>	4 hours per week