



**JOB No.: TCS01062/19**

**EPD CONTRACT NO. EP/SP/86/15  
ORGANIC WASTE TREATMENT FACILITIES PHASE 2**

**MONTHLY ENVIRONMENTAL MONITORING AND AUDIT  
REPORT (MARCH 2021)**

**PREPARED FOR  
AJA JOINT VENTURE**

<b>Date</b>	<b>Reference No.</b>	<b>Prepared By</b>	<b>Certified By</b>
13 April 2021	TCS01062/19/600/R0138v2	 Martin Li (Environmental Consultant)	 Tam Tak Wing (Environmental Team Leader)

<b>Version</b>	<b>Date</b>	<b>Remarks</b>
1	9 April 2021	First Submission
2	13 April 2021	Amended against IEC's comments

Your ref TCS1062/19/300/L0142  
Our ref 271491/02-09/MY/KL/NL-1204  
File ref 02-09

# ARUP

Level 5 Festival Walk  
80 Tat Chee Avenue  
Kowloon Tong  
Kowloon  
Hong Kong

t +852 2528 3031  
d +852 2268 3206  
f +852 2268 3955  
matrin.yu@arup.com  
www.arup.com

**BY EMAIL (chriskwleung@cohl.com)**

AJA Joint Venture  
5/F, Tower A, Manulife Financial Centre  
223-231 Wai Yip Street  
Kwun Tong, Kowloon  
Hong Kong

Attn: Mr. Chris Leung

13 April 2021


Dear Sir

**Contract No. EP/SP/86/15  
Organic Waste Treatment Facilities Phase 2  
Monthly Environmental Monitoring & Audit Report (March 2021)**

Referring to your letter referenced above dated 9 April 2021, pursuant to Permit Condition 3.4 of the Environmental Permit No. FEP-01/460/2013/A, we hereby verify that the revised report ref. no. TCS01062/19/600/R0138v2 complied in general with the requirements as set out in the EM&A Manual.

Should you have any queries, please contact the undersigned at 2268 3206.

Yours faithfully



Martin Yu  
Independent Environmental Checker

cc EPD – Ms. Queenie Ng, Ms. Angel Wong, Mr. Sunny Chiu  
Mr. Laurence Lau, Mr. Jason Tsang, Miss Cherry Ho  
AECOM – Mr. Desmond Ng, Mr. Ben Tsang, Mr. Tony Lu  
Mr. K. C. Chu, Mr. T. Y. Lou, Mr. YW Mok, Ms. Karie Ng  
Mr. W.W. Tong, Mr. Y.K. Pang, Mr. Philip Cheung  
AJA JV – Mr. Johnny Leung, Mr. Tse Man Kit, Mr. Victor Xian  
Mr. Gabriel Wong, Ms. Yeung Siu Kuen, Ms Tso So Fong  
Mr. Salinda Palipana  
AUES – Mr. T.W. Tam, Mr. Martin Li

## EXECUTIVE SUMMARY

- ES01 Environmental Protection Department (hereinafter referred as “EPD”) is the Project Proponent for the Project “*Organic Waste Treatment Facilities Phase 2*” (hereinafter referred as “the Project”). The Project is a Designated Project to be implemented under Environmental Permit No. EP-460/2013 (hereinafter referred as “the EP”). In accordance with the Works Contract requirements, the Contractor shall take over the responsibility of the EP. Based on the requirement, Further Environmental Permit FEP-01/460/2013/A (hereinafter referred as “the FEP”) was applied by AJA Joint Venture (hereinafter referred as “AJAJV”).
- ES02 Action-United Environmental Services & Consulting (hereinafter referred as “AUES”) was employed as Environmental Team (hereinafter referred as “ET”) to implement monitoring programmes and as well as the associated duties.
- ES03 This is the monthly EM&A report presenting the environmental monitoring results and inspection findings for the reporting period from **1 to 31 March 2021** (hereinafter ‘the Reporting Period’).

## ENVIRONMENTAL MONITORING AND AUDIT ACTIVITIES

- ES04 Environmental monitoring activities under the EM&A program in this Reporting Period are summarized in the following table.

**Table ES-1 Summary of Environmental Monitoring Activities Undertaken in the Reporting Period**

Issues	Environmental Monitoring Parameters / Inspection	Sessions
Construction Noise	Leq (30min) Daytime	20
Inspection / Audit	ET Regular Environmental Site Inspection	5

## BREACH OF ACTION AND LIMIT (A/L) LEVELS

- ES05 No daytime construction noise monitoring exceedance was recorded in this Reporting Period. The statistics of environmental exceedance and investigation of exceedance are summarized in the following table.

**Table ES-2 Summary of Environmental Monitoring Parameter Exceedance in the Reporting Period**

Environmental Issues	Monitoring Parameters	Action Level	Limit Level	Event & Action	
				Investigation Results	Corrective Actions
Construction Noise	Leq <sub>30min</sub> Daytime	0	0	NA	NA

## SITE INSPECTION

- ES06 In the Reporting Period, weekly joint site inspections to evaluate the site environmental performance had been carried out by the representative of the Consultants, Independent Environmental Checker (IEC), ET and the Contractor on **3<sup>rd</sup>, 10<sup>th</sup>, 17<sup>th</sup>, 24<sup>th</sup> and 31<sup>st</sup> March 2021**. No non-compliance was recorded during the site inspections.

## ENVIRONMENTAL COMPLAINT

- ES07 No environmental complaint was recorded in this Reporting Period for the Project. The statistics of environmental complaint are summarized in the following table.

**Table ES-3 Summary of Environmental Complaint Records in the Reporting Period**

Reporting Period	Environmental Complaint Statistics			Related with the Works Contract
	Frequency	Cumulative	Complaint Nature	
1 – 31 March 2021	0	0	NA	NA

**NOTIFICATION OF SUMMONS AND SUCCESSFUL PROSECUTIONS**

ES08 No environmental summons or prosecutions was received in this Reporting Period for the Project. The statistics of environmental summons or prosecutions are summarized in the following tables.

**Table ES-4 Summary of Environmental Summons Records in the Reporting Period**

Reporting Period	Environmental Summons Statistics			Related with the Works Contract
	Frequency	Cumulative	Complaint Nature	
1 – 31 March 2021	0	0	NA	NA

**Table ES-5 Summary of Environmental Prosecutions Records in the Reporting Period**

Reporting Period	Environmental Prosecution Statistics			Related with the Works Contract
	Frequency	Cumulative	Complaint Nature	
1 – 31 March 2021	0	0	NA	NA

**REPORTING CHANGE**

ES09 No reporting change was made in this Reporting Period.

**FUTURE KEY ISSUES**

ES10 Construction noise would be a key environmental issue during construction work of the Project. Noise mitigation measures such as using quiet plants should be implemented in accordance with the EM&A requirement.

ES11 In addition, all effluent discharge from the construction site shall fulfill the discharge licence stipulation.

**Table of Contents**

<b>1. INTRODUCTION</b>	<b>1</b>
1.1 PROJECT BACKGROUND	1
1.2 REPORT STRUCTURE	1
<b>2. PROJECT ORGANIZATION AND CONSTRUCTION PROGRESS</b>	<b>2</b>
2.1 PROJECT ORGANIZATION AND CONSTRUCTION PROGRESS	2
2.2 CONSTRUCTION PROGRESS	3
2.3 SUMMARY OF ENVIRONMENTAL SUBMISSIONS	3
<b>3. SUMMARY OF IMPACT MONITORING REQUIREMENTS</b>	<b>5</b>
3.1 GENERAL	5
3.2 MONITORING PARAMETERS	5
3.3 MONITORING LOCATIONS	5
3.4 MONITORING FREQUENCY AND PERIOD	5
3.5 MONITORING EQUIPMENT	5
3.6 MONITORING METHODOLOGY	6
3.7 ACTION/LIMIT (A/L) LEVELS	6
3.8 DATA MANAGEMENT AND DATA QA/QC CONTROL	7
<b>4. CONSTRUCTION NOISE MONITORING</b>	<b>8</b>
4.1 GENERAL	8
4.2 RESULTS OF NOISE MONITORING	8
<b>5. WASTE MANAGEMENT</b>	<b>10</b>
5.1 GENERAL WASTE MANAGEMENT	10
5.2 RECORDS OF WASTE QUANTITIES	10
<b>6. SITE INSPECTION</b>	<b>11</b>
6.1 REQUIREMENTS	11
6.2 FINDINGS / DEFICIENCIES DURING THE REPORTING PERIOD	11
<b>7. ENVIRONMENTAL COMPLAINT, NOTIFICATIONS OF SUMMONS AND SUCCESSFUL PROSECUTIONS</b>	<b>12</b>
7.1 ENVIRONMENTAL COMPLAINT, SUMMONS AND PROSECUTION	12
<b>8. ENVIRONMENTAL MITIGATION IMPLEMENTATION SCHEDULE</b>	<b>13</b>
8.1 GENERAL REQUIREMENTS	13
8.2 TENTATIVE CONSTRUCTION ACTIVITIES IN THE COMING MONTH	13
<b>9. CONCLUSIONS AND RECOMMENDATIONS</b>	<b>14</b>
9.1 CONCLUSIONS	14
9.2 RECOMMENDATIONS	14

**LIST OF TABLES**

TABLE 2-1	STATUS OF ENVIRONMENTAL LICENSES AND PERMITS OF THE PROJECT
TABLE 3-1	SUMMARY OF EM&A REQUIREMENTS
TABLE 3-2	IMPACT MONITORING STATIONS - CONSTRUCTION NOISE
TABLE 3-3	CONSTRUCTION NOISE MONITORING EQUIPMENT
TABLE 3-4	ACTION AND LIMIT LEVELS FOR CONSTRUCTION NOISE
TABLE 4-1	DAYTIME CONSTRUCTION NOISE IMPACT MONITORING RESULTS AT N1
TABLE 4-2	DAYTIME CONSTRUCTION NOISE IMPACT MONITORING RESULTS AT N2A
TABLE 4-3	DAYTIME CONSTRUCTION NOISE IMPACT MONITORING RESULTS AT N3A
TABLE 4-4	DAYTIME CONSTRUCTION NOISE IMPACT MONITORING RESULTS AT N4
TABLE 5-1	SUMMARY OF QUANTITIES OF INERT C&D MATERIALS
TABLE 5-2	SUMMARY OF QUANTITIES OF C&D WASTES
TABLE 6-1	SITE OBSERVATIONS DURING THE WEEKLY INSPECTION
TABLE 7-1	STATISTICAL SUMMARY OF ENVIRONMENTAL COMPLAINTS
TABLE 7-2	STATISTICAL SUMMARY OF NOTIFICATION OF SUMMONS
TABLE 7-3	STATISTICAL SUMMARY OF SUCCESSFUL PROSECUTION
TABLE 8-1	ENVIRONMENTAL MITIGATION MEASURES

**LIST OF APPENDICES**

APPENDIX A	LAYOUT PLAN OF THE PROJECT
APPENDIX B	ORGANIZATION CHART
APPENDIX C	MONITORING LOCATIONS FOR IMPACT MONITORING
APPENDIX D	3-MONTH ROLLING CONSTRUCTION PROGRAMME
APPENDIX E	EVENT AND ACTION PLAN
APPENDIX F	IMPACT MONITORING SCHEDULE OF THE REPORTING PERIOD AND COMING MONTH
APPENDIX G	CALIBRATION CERTIFICATES OF EQUIPMENT
APPENDIX H	DATABASE OF MONITORING RESULTS
APPENDIX I	GRAPHICAL PLOTS OF MONITORING RESULTS
APPENDIX J	WASTE FLOW TABLE
APPENDIX K	ENVIRONMENTAL MITIGATION IMPLEMENTATION SCHEDULE

## 1. INTRODUCTION

### 1.1 PROJECT BACKGROUND

- 1.1.1 Environmental Protection Department (hereinafter referred as “EPD”) is the Project Proponent for the Project “*Organic Waste Treatment Facilities Phase 2*” (hereinafter referred as “the Project”). The Project is a Designated Project to be implemented under Environmental Permit No. EP-460/2013 (hereinafter referred as “the EP”). The major construction work of the Project included:
- (i) Demolition and removal of the existing above ground structures of the Sha Ling Livestock Waste Composting Plant (SLCP);
  - (ii) Construction of superstructure for an administration building and enclosed waste reception area;
  - (iii) Installation of treatment facilities including waste pre-treatment equipment, digesters, biogas holding tanks, composting, wastewater treatment, air treatment systems; and
  - (iv) Facilities for biogas processing, utilization and transmission;
- 1.1.2 AJA Joint Venture (hereinafter referred as “AJAJV”) has been awarded the *EPD Contract No. EP/SP/86/15 “Organic Waste Treatment Facilities Phase 2”*. In accordance with the Works Contract requirements, AJAJV shall take over the responsibility of the EP. Based on the requirement, Further Environmental Permit application was submitted by AJAJV to EPD on 10 September 2019 and granted on 2 October 2019. A variation of Further Environmental Permit was granted on 14 September 2020. The Further Environmental Permit is named as FEP-01/460/2013/A (hereinafter referred as “the FEP”).
- 1.1.3 According to the approved Environmental Monitoring and Audit Manual (hereinafter referred as “the EM&A Manual”), AJAJV employed Action-United Environmental Services & Consulting (hereinafter referred as “AUES”) as Environmental Team (hereinafter referred as “ET”) to implement monitoring programme and as well as the associated duties.
- 1.1.4 According to the EM&A Manual, construction noise was identified as the only key environmental issue during the construction phase of the Project and it is required to carry out construction noise monitoring throughout the construction phase. Furthermore, baseline noise monitoring as part of the EM&A programmes shall be conducted prior to the commencement of the construction works under the Project. Thus, baseline noise monitoring was conducted by ET from **25 September 2019 to 8 October 2019**. The baseline monitoring report compiled by the ET was verified by Independent Environmental Checker (hereinafter the “IEC”) and was submitted to EPD on 19<sup>th</sup> November 2019 for endorsement.
- 1.1.5 The Project works was commenced on **3<sup>rd</sup> December 2019**. This is the **16<sup>th</sup>** EM&A monthly report presenting the construction noise monitoring results and site inspection findings from **1<sup>st</sup> to 31<sup>st</sup> March 2021** (hereinafter the “Reporting Period”).

### 1.2 REPORT STRUCTURE

- 1.2.1 The Monthly Environmental Monitoring and Audit (EM&A) Report is structured into the following sections:-
- |                  |   |
|------------------|---|
| <b>Section 1</b> | <i>Introduction</i>                                   |
| <b>Section 2</b> | <i>Project Organization and Construction Progress</i> |
| <b>Section 3</b> | <i>Summary of Impact Monitoring Requirements</i>      |
| <b>Section 4</b> | <i>Construction Noise Monitoring</i>                  |
| <b>Section 5</b> | <i>Waste Management</i>                               |
| <b>Section 6</b> | <i>Site Inspections</i>                               |
| <b>Section 7</b> | <i>Environmental Complaints and Non-Compliance</i>    |
| <b>Section 8</b> | <i>Implementation Status of Mitigation Measures</i>   |
| <b>Section 9</b> | <i>Conclusions and Recommendations</i>                |

## 2. PROJECT ORGANIZATION AND CONSTRUCTION PROGRESS

### 2.1 PROJECT ORGANIZATION AND CONSTRUCTION PROGRESS

2.1.1 Organization structure and contact details of relevant parties with respect to on-site environmental management are shown in [Appendix B](#). The responsibilities of respective parties are:

#### Engineer or Engineers Representative (ER)

2.1.2 The ER is responsible for overseeing the construction works and for ensuring that the works are undertaken by the Contractor in accordance with the specification and contract requirements. The duties and responsibilities of the ER with respect to EM&A include:

- to monitor the Contractor's compliance with Contract Specifications, including the effective implementation and operation of the environmental mitigation measures;
- to employ an Independent Environmental Checker (IEC) to audit the results of the EM&A works carried out by the Environmental Team (ET);
- to monitor Contractors', ET's and IEC's compliance with the requirements in the Environmental Permit (EP) and EM&A Manual;
- to facilitate ET's implementation of the EM&A programme;
- participate in joint site inspection by the ET and IEC;
- to oversee the implementation of the agreed Event / Action Plan in the event of any exceedance; and,
- to adhere to the procedures for carrying out complaint investigation.

#### The Contractor

2.1.3 The Contractor should report to the ER. The duties and responsibilities of the Contractor include:

- to comply with the relevant contract conditions and specifications on environmental protection;
- to employ an ET to undertake monitoring, laboratory analysis and reporting of EM&A;
- to facilitate ET's monitoring and site inspection activities;
- to participate in the site inspections undertaken by the ET and IEC, and undertake any corrective actions;
- to provide information / advice to the ET regarding works programme and activities which may contribute to the generation of adverse environmental impacts;
- to submit proposals on mitigation measures in case of exceedance of Action and Limit levels in accordance with the Event / Action Plans;
- to implement measures to reduce impact where Action and Limit levels are exceeded; and,
- to adhere to the procedures for carrying out complaint investigation.

#### Environmental Team (ET)

2.1.4 The ET will be led and managed by the ET Leader. ET Leader should have relevant professional qualifications in environmental control and possess at least 7 years of experience in EM&A. Suitably qualified staff should be included in the ET, and resources for the implementation of the EM&A programme should be allocated in the time under the Contract, to enable fulfilment of the Project's EM&A requirements as specified in the EM&A Manual during construction of the Project. The ET should report to Project Proponent and the duties should include:

- to monitor and audit various environmental parameters as required in this EM&A Manual;
- to analyse the environmental monitoring and audit data, review the success of EM&A programme and the adequacy of mitigation measures implemented, confirm the validity of the EIA predictions and identify any adverse environmental impacts arising;
- to monitor compliance with conditions in the EP, environmental protection, pollution prevention and control regulations and contract specifications;
- to audit environmental conditions on site;
- to report on the environmental monitoring and audit results to EPD, the ER, the IEC and Contractor or their delegated representatives;



- to recommend suitable mitigation measures to the Contractor in the case of exceedance of Action and Limit levels in accordance with the Event and Action Plans;
- to liaise with the IEC on all environmental performance matters, and ensure timely submission of all relevant EM&A pro forma for IEC's approval;
- to provide advice to the Contractor on environmental improvement, awareness and enhancement matters, etc on site;
- to adhere to the procedures for carrying out complaint investigation;
- to prepare reports on the environmental monitoring data and the site environmental conditions;
- to submit the EM&A report to Director of Environmental Protection (DEP) timely;
- to review proposals of mitigation measures from the Contractor in case of exceedance of Action and Limit levels, in accordance with Event and Action Plan; and,
- to carry out site inspection to investigate and audit the Contractor's site practice, equipment and work methodologies with respect to pollution control and mitigation measures.

Independent Environmental Checker (IEC)

2.1.5 The IEC is empowered to audit the environmental performance of construction, but is independent from the management of construction works. As such, the IEC should not be in any way an associated body of the Contractor or the ET for the Project. The IEC should be a person who has relevant professional qualifications in environmental control and at least 7 years' experience in EM&A and environmental management. The duties and responsibilities of the IEC are:

- to provide proactive advice to the ER on EM&A matters related to the project;
- to review and verify the monitoring data and all submissions in connection with the EP and EM&A Manual submitted by the ET;
- to arrange and conduct regular, at least monthly site inspections of the works during the construction phase, and to carry out ad hoc inspections if significant environmental problems are identified;
- to check compliance with the agreed Event / Action Plan in the event of any exceedance;
- to check compliance with the procedures for carrying out complaint investigation;
- to check the effectiveness of corrective measures;
- to feedback audit results to the ET by signing off relevant EM&A pro forma;
- to check that mitigation measures are effectively implemented;
- to report the works conducted, and the findings, recommendations and improvements of the site inspections, after reviewing ET's and Contractor's works, to the ER on a monthly basis;
- to verify the investigation result of the environmental complaint cases and the effectiveness of corrective measures;
- to verify EM&A report that has been certified by ET leader; and,
- to audit EIA recommendations and requirements against the status of implementation of environmental mitigation measures on site.

## 2.2 CONSTRUCTION PROGRESS

2.2.1 3-month rolling construction program of the Project is enclosed in [Appendix D](#); and the major construction activities undertaken in the Reporting Period is presented as below:

- Granulation Building – Bay 1 works
- Reception Building – Bunker Tank Wall construction
- Admin Building – Bay 1 works
- AD Bay 7 – Formwork for tank construction
- Boundary Wall – last bay construction

## 2.3 SUMMARY OF ENVIRONMENTAL SUBMISSIONS

2.3.1 Summary of the relevant permits, licenses, and/or notifications on environmental protection for the Project of contract 1 are presented in *Tables 2-1*.

**Table 2-1 Status of Environmental Licenses and Permits of the Project**

Item	Description	License/Permit Status			
		Permit no./ account no./ Ref. no.	Valid Period		Status
			From	To	
1	Notification pursuant to Air pollution Control (Construction Dust) Regulation	Application No. 448863	--	--	Notified on 9 September 2019
2	Chemical Waste Producer Registration	Ref. no.: 5211-641-A2957-01	--	--	Issued on 9 Oct 2019
3	Water Pollution Control Ordinance - Discharge License	Application No. 448913	--	--	Application made on 10 Sep 2019
4	Waste Disposal Regulation - Billing Account for Disposal of Construction Waste	Account no. 7035307	2 Oct 2019	NA	Valid
5	Further Environmental Permit	FEP-01/460/2013/A	14 Sep 2020	NA	Valid
6	Construction Noise Permit	GW-RN0923-20	31 Dec 2020	26 Jun 2021	Valid
7	Water Discharge Licence	WT00035196-2019	20 Mar 2020	31 Mar 2025	Valid

### 3. SUMMARY OF IMPACT MONITORING REQUIREMENTS

#### 3.1 GENERAL

3.1.1 According to Environmental Monitoring and Audit requirements set out in the Approved EM&A manual, construction noise was identified as the only key environmental issues during the construction phase of the Project.

#### 3.2 MONITORING PARAMETERS

3.2.1 The construction noise monitoring requirement stated in the approved EM&A Manual is summarized in *Table 3-1*.

**Table 3-1 Summary of EM&A Requirements**

Environmental Issue	Parameters
Noise	<ul style="list-style-type: none"> <li>Leq(30min) in normal working days (Monday to Saturday) 07:00-19:00 except public holiday</li> <li>Supplementary information for data auditing, statistical results such as L<sub>10</sub> and L<sub>90</sub> shall also be obtained for reference.</li> </ul>

#### 3.3 MONITORING LOCATIONS

3.3.1 According to the EM&A Manual Section 4.2.3, four (4) designated noise sensitive receivers (NSR) were recommended as construction noise monitoring stations. Site visit was conducted by the ET on 23<sup>rd</sup> September 2019 to review and study sensitive receivers at surrounding and adjacent to the Project. Due to the presence of steel wire fencing and village dogs, two of the designated monitoring locations N2 and N3 were not accessible. Hence, two alternative locations N2a and N3a are proposed as a temporary noise monitoring locations to carry out impact noise monitoring until the alternative locations are approved by EPD. Details of the locations for construction noise monitoring in the Reporting Period is listed in *Table 3-2* and showed in *Appendix C*.

**Table 3-2 Impact Monitoring Stations – Construction Noise**

ID	Location
N1	Village House No. 308, Sha Ling
N2a	Village House No. 318, Sha Ling
N3a	Village House No. 261, Sha Ling
N4	Village House in Sha Ling

*Remark: N2a and N3a are temporary noise monitoring location. If there is any new alternative location(s) available in future, the impact monitoring will be carried out at the new alternative location(s) upon EPD agreement.*

#### 3.4 MONITORING FREQUENCY AND PERIOD

3.4.1 Noise monitoring shall be conducted at the all available designated monitoring stations or alternative locations. The monitoring frequency shall depend on scale of the construction activities. According to EM&A manual, regular noise monitoring should be carried out once a week when noise generating activities are underway and the monitoring requirement is presented below:

- one set of Leq<sub>(30min)</sub> measurements between 07:00 and 19:00 hours on normal weekdays

#### 3.5 MONITORING EQUIPMENT

3.5.1 Sound level meter in compliance with the International Electrotechnical Commission Publications 651: 1979 (Type 1) and 804: 1985 (Type 1) specifications shall be used for carrying out the noise monitoring. The sound level meter shall be checked using an acoustic calibrator. The wind speed shall be checked with a portable wind speed meter capable of measuring the wind speed in ms<sup>-1</sup>.

3.5.2 Equipment used for construction noise monitoring is listed in *Table 3-3*.

**Table 3-3 Construction Noise Monitoring Equipment**

Equipment	Model
Integrating Sound Level Meter	B&K Type 2238 and Rion NL-52
Calibrator	B&K Type 4231 and Rion NC-74
Portable Wind Speed Indicator	Anemometer AZ Instrument 8908 Wind Speed Indicator

**3.6 MONITORING METHODOLOGY**

- 3.6.1 Immediately prior to and following each noise measurement the accuracy of the sound level meter shall be checked using an acoustic calibrator generating a known sound pressure level at a known frequency. Measurements may be accepted as valid only if the calibration levels from before and after the noise measurement agree to within 1.0 dB.
- 3.6.2 All noise measurements will be performed with the meter set to FAST response and on the A-weighted equivalent continuous sound pressure level (Leq). Leq<sub>(30 min)</sub> in six consecutive Leq<sub>(5 min)</sub> measurements will be used as the monitoring parameter for the time period between 07:00-19:00 hours on weekdays throughout the construction period.
- 3.6.3 The sound level meter will be mounted on a tripod at a height of 1.2 m and placed at the assessment point and oriented such that the microphone is pointed to the site with the microphone facing perpendicular to the line of sight. The windshield will be fitted for all measurements. Where a measurement is to be carried out at a building, the assessment point would normally be at a position 1 m from the exterior of the building façade. Where a measurement is to be made for noise being received at a place other than a building, the assessment point would be at a position 1.2 m above the ground in a free-field situation, i.e. at least 3.5 m away from reflective surfaces such as adjacent buildings or walls.
- 3.6.4 Immediately prior to and following each noise measurement the accuracy of the sound level meter will be checked using an acoustic calibrator generating a known sound pressure level at a known frequency. Measurements will be accepted as valid only if the calibration level from before and after the noise measurement agrees to within 1.0 dB.
- 3.6.5 Noise measurements will not be made in fog, rain, wind with a steady speed exceeding 5m/s or wind with gusts exceeding 10m/s. The wind speed will be checked with a portable wind speed meter capable of measuring the wind speed in m/s.
- 3.6.6 The sound level meter and calibrator are calibrated and certified by a laboratory accredited under HOKLAS or any other international accreditation scheme at yearly basis. Calibration certificates of all the noise monitoring equipment used for the impact monitoring program will be provided in each EM&A Monthly Report.

**3.7 ACTION/LIMIT (A/L) LEVELS**

- 3.7.1 Action and Limit levels for construction noise as stipulated in the approved Environmental Monitoring and Audit Manual are listed in **Tables 3-4**.

**Table 3-4 Action and Limit Levels for Construction Noise**

Monitoring Location	Action Level	Limit Level in dB(A)
	Time Period: 0700-1900 hours on normal weekdays	
N1	When one or more documented complaints are received	75 dB(A)
N2a		
N3a		
N4		

*Note: If works are to be carried out during restricted hours, the conditions stipulated in the construction noise permit issued by the Noise Control Authority should be followed.*

3.7.2 Should non-compliance of the environmental quality criteria occur, remedial actions will be triggered according to the Event and Action Plan presented in [Appendix E](#).

### **3.8 DATA MANAGEMENT AND DATA QA/QC CONTROL**

3.8.1 All monitoring data will be handled by the ET's in-house data recording and management system. The monitoring data recorded in the equipment will be downloaded directly from the equipment at the end of each monitoring day. The downloaded monitoring data will be input into a computerized database properly maintained by the ET.

## 4. CONSTRUCTION NOISE MONITORING

### 4.1 GENERAL

- 4.1.1 In the Reporting Period, construction noise monitoring was performed at monitoring location N1, N2a, N3a and N4. No construction work was carried out during restricted hours in the reporting period, therefore no additional noise monitoring during restricted hours was performed. The noise monitoring schedule is presented in [Appendix F](#).
- 4.1.2 Valid calibration certificates of monitoring equipment are shown in [Appendix G](#) and the construction noise monitoring results are summarized in the following sub-sections.

### 4.2 RESULTS OF NOISE MONITORING

- 4.2.1 20 sessions of daytime construction noise monitoring were performed at the agreed monitoring locations in the reporting period. Since the noise measurement was made under free field condition, a façade correction of +3dB(A) has been added according to acoustical principles and EPD guidelines. The daytime noise monitoring results are summarized in [Table 4-1 to Table 4-4](#). The detailed noise monitoring data are presented in [Appendix H](#) and the relevant graphical plots are shown in [Appendix I](#).

**Table 4-1 Daytime Construction Noise Impact Monitoring Results at N1**

Date	Time of Starting	Time of Finishing	Measurement Result (dB(A))
			$L_{eq30min}$
2-Mar-21	14:08	14:38	63.9
8-Mar-21	9:33	10:03	58.6
19-Mar-21	11:02	11:32	60.1
25-Mar-21	10:15	10:45	59.6
31-Mar-21	11:06	11:36	51.9

**Table 4-2 Daytime Construction Noise Impact Monitoring Results at N2a**

Date	Time of Starting	Time of Finishing	Measurement Result (dB(A))
			$L_{eq30min}$
2-Mar-21	13:28	13:58	47.8
8-Mar-21	10:20	10:50	57.4
19-Mar-21	10:09	10:39	49.3
25-Mar-21	10:30	11:00	56.7
31-Mar-21	10:27	10:57	52.1

**Table 4-3 Daytime Construction Noise Impact Monitoring Results at N3a**

Date	Time of Starting	Time of Finishing	Measurement Result (dB(A))
			$L_{eq30min}$
2-Mar-21	15:55	16:25	68.4
8-Mar-21	13:37	14:07	56.4
19-Mar-21	13:33	14:03	74.1*
25-Mar-21	11:05	11:35	58.9
31-Mar-21	14:21	14:51	62.6

\*Construction noise from other project was noticed during monitoring

**Table 4-4 Daytime Construction Noise Impact Monitoring Results at N4**

Date	Time of Starting	Time of Finishing	Measurement Result (dB(A))
			$L_{eq30min}$
2-Mar-21	9:32	10:02	64.1
8-Mar-21	14:24	14:54	64.0
19-Mar-21	14:24	14:54	62.8
25-Mar-21	11:36	12:06	67.0
31-Mar-21	9:45	10:15	57.9

4.2.2 As shown in *Table 4-1 to 4-4*, all the measured results were below 75dB(A) of the acceptance criteria. No adverse weather condition which may affect the monitoring result was encountered during the course of noise monitoring in the reporting period. Furthermore, no documented complaint is received, indicating no exceedance of Action Level.

## 5. WASTE MANAGEMENT

### 5.1 GENERAL WASTE MANAGEMENT

5.1.1 Waste management was carried out by an on-site Environmental Officer or an Environmental Supervisor from time to time.

### 5.2 RECORDS OF WASTE QUANTITIES

5.2.1 All types of waste arising from the construction work are classified into the following:

- Construction & Demolition (C&D) Material;
- Chemical Waste;
- General Refuse; and
- Excavated Soil.

5.2.2 The quantities of waste for disposal in this Reporting Period are summarized in *Tables 5-1* and *5-2*.

**Table 5-1 Summary of Quantities of Inert C&D Materials**

Type of Waste	Quantity	Disposal Location
C&D Materials (Inert) ('000m <sup>3</sup> )	0.008	-
Reused in this Contract (Inert) ('000m <sup>3</sup> )	0	-
Reused in other Projects (Inert) ('000m <sup>3</sup> )	0	-
Disposal as Public Fill (Inert) ('000m <sup>3</sup> )	0.008	TM38

**Table 5-2 Summary of Quantities of C&D Wastes**

Type of Waste	Quantity	Disposal Location
Recycled Metal ('000kg)	0	-
Recycled Paper / Cardboard Packing ('000kg)	0	-
Recycled Plastic ('000kg)	0	-
Chemical Wastes ('000kg)	0	-
General Refuses ('000m <sup>3</sup> )	0.022	NENT



**6. SITE INSPECTION**

**6.1 REQUIREMENTS**

6.1.1 According to the approved EM&A Manual, the environmental site inspection shall be formulated by ET Leader. Weekly environmental site inspections should be carried out to confirm the environmental performance.

**6.2 FINDINGS / DEFICIENCIES DURING THE REPORTING PERIOD**

6.2.1 In the Reporting Period, joint site inspection for the Project to evaluate site environmental performance was carried out by the ER, IEC representative, ET and the Contractor on **3, 10, 17, 24 and 31 March 2021**. No non-compliance was noted.

6.2.2 The findings / deficiencies of the Project observed during the weekly site inspection are listed in **Table 6-1**.

**Table 6-1 Site Observations during the Weekly Inspection**

<b>Date</b>	<b>Findings / Deficiencies</b>	<b>Follow-Up Status</b>
3 March 2021	<ul style="list-style-type: none"> <li>The Contractor was reminded to provide water spraying on site.</li> <li>The Contractor was reminded to remove stagnant water on site.</li> </ul>	Reminder only. Reminder only.
10 March 2021	<ul style="list-style-type: none"> <li>The Contractor was reminded to remove stagnant water on site.</li> </ul>	Reminder only.
17 March 2021	<ul style="list-style-type: none"> <li>No adverse environmental issue was observed.</li> </ul>	NA
24 March 2021	<ul style="list-style-type: none"> <li>No adverse environmental issue was observed.</li> </ul>	NA
31 March 2021	<ul style="list-style-type: none"> <li>The Contractor was reminded to remove wastes regularly and maintain site cleanliness.</li> </ul>	Reminder only.

**7. ENVIRONMENTAL COMPLAINT, NOTIFICATIONS OF SUMMONS AND SUCCESSFUL PROSECUTIONS**

**7.1 ENVIRONMENTAL COMPLAINT, SUMMONS AND PROSECUTION**

7.1.1 In the Reporting Period, no environmental complaint, summons and prosecution under the EM&A Programme was lodged for the project. The statistical summary table of environmental complaint is presented in *Tables 7-1, 7-2 and 7-3*.

**Table 7-1 Statistical Summary of Environmental Complaints**

Reporting Period	Environmental Complaint Statistics		
	Frequency	Cumulative	Complaint Nature
1 – 31 March 2021	0	0	NA

**Table 7-2 Statistical Summary of Notification of Summons**

Reporting Period	Environmental Summons Statistics		
	Frequency	Cumulative	Summons Nature
1 – 31 March 2021	0	0	NA

**Table 7-3 Statistical Summary of Successful Prosecutions**

Reporting Period	Environmental Prosecution Statistics		
	Frequency	Cumulative	Prosecution Nature
1 – 31 March 2021	0	0	NA

## 8. ENVIRONMENTAL MITIGATION IMPLEMENTATION SCHEDULE

### 8.1 GENERAL REQUIREMENTS

- 8.1.1 The environmental mitigation measures that recommended in the Environmental Mitigation Implementation Schedule (EMIS) in the approved EM&A Manual covered the issues of dust, noise, water and waste and they are summarized presented in [Appendix K](#).
- 8.1.2 AJAJV had been implementing the required environmental mitigation measures according to the Environmental Monitoring and Audit Manual subject to the site condition. Environmental mitigation measures generally implemented by AJAJV in this Reporting Period are summarized in [Table 8-1](#).

**Table 8-1 Environmental Mitigation Measures**

Issues	Environmental Mitigation Measures
Water Quality	<ul style="list-style-type: none"> <li>Any wastewater generated should be appropriately treated by treatment facilities;</li> <li>Drainage channels were provided to convey run-off into the treatment facilities; and</li> <li>Drainage systems were regularly and adequately maintained.</li> </ul>
Air Quality	<ul style="list-style-type: none"> <li>Regular watering to reduce dust emissions from all exposed site surface, particularly during dry weather;</li> <li>Frequent watering for particularly dusty construction areas and areas close to air sensitive receivers;</li> <li>Cover all excavated or stockpile of dusty material by impervious sheeting or sprayed with water to maintain the entire surface wet;</li> <li>Public roads around the site entrance/exit had been kept clean and free from dust; and</li> <li>Tarpaulin covering of any dusty materials on a vehicle leaving the site.</li> </ul>
Noise	<ul style="list-style-type: none"> <li>Good site practices to limit noise emissions at the sources;</li> <li>Use of quiet plant and working methods;</li> <li>Use of site hoarding or other mass materials as noise barrier to screen noise at ground level of NSRs;</li> <li>Use of shrouds/temporary noise barriers to screen noise from relatively static PMEs;</li> <li>Alternative use of plant items within one worksite, where practicable.</li> </ul>
Waste Management	<ul style="list-style-type: none"> <li>Any excavated material should be reused on site as far as possible to minimize off-site disposal. Scrap metals or abandoned equipment should be recycled if possible;</li> <li>Waste arising should be kept to a minimum and be handled, transported and disposed of in a suitable manner;</li> <li>Trip ticket system for the disposal of C&amp;D materials to any designed public filling facility and/or landfill was implemented; and</li> <li>Chemical waste shall be handled in accordance with the Code of Practice on the Packaging, Handling and Storage of Chemical Wastes.</li> </ul>
General	<ul style="list-style-type: none"> <li>The site was generally kept tidy and clean.</li> </ul>

### 8.2 TENTATIVE CONSTRUCTION ACTIVITIES IN THE COMING MONTH

- 8.2.1 Tentative construction activities to be undertaken in [April 2021](#) should be included:-
- GB – Bays 2 – 4 construction
  - RB – Lower ground wall construction
  - AB – Bay 2 and ground wall construction
  - AD tank – Bay 1 construction, footbridge, ELS

## 9. CONCLUSIONS AND RECOMMENDATIONS

### 9.1 CONCLUSIONS

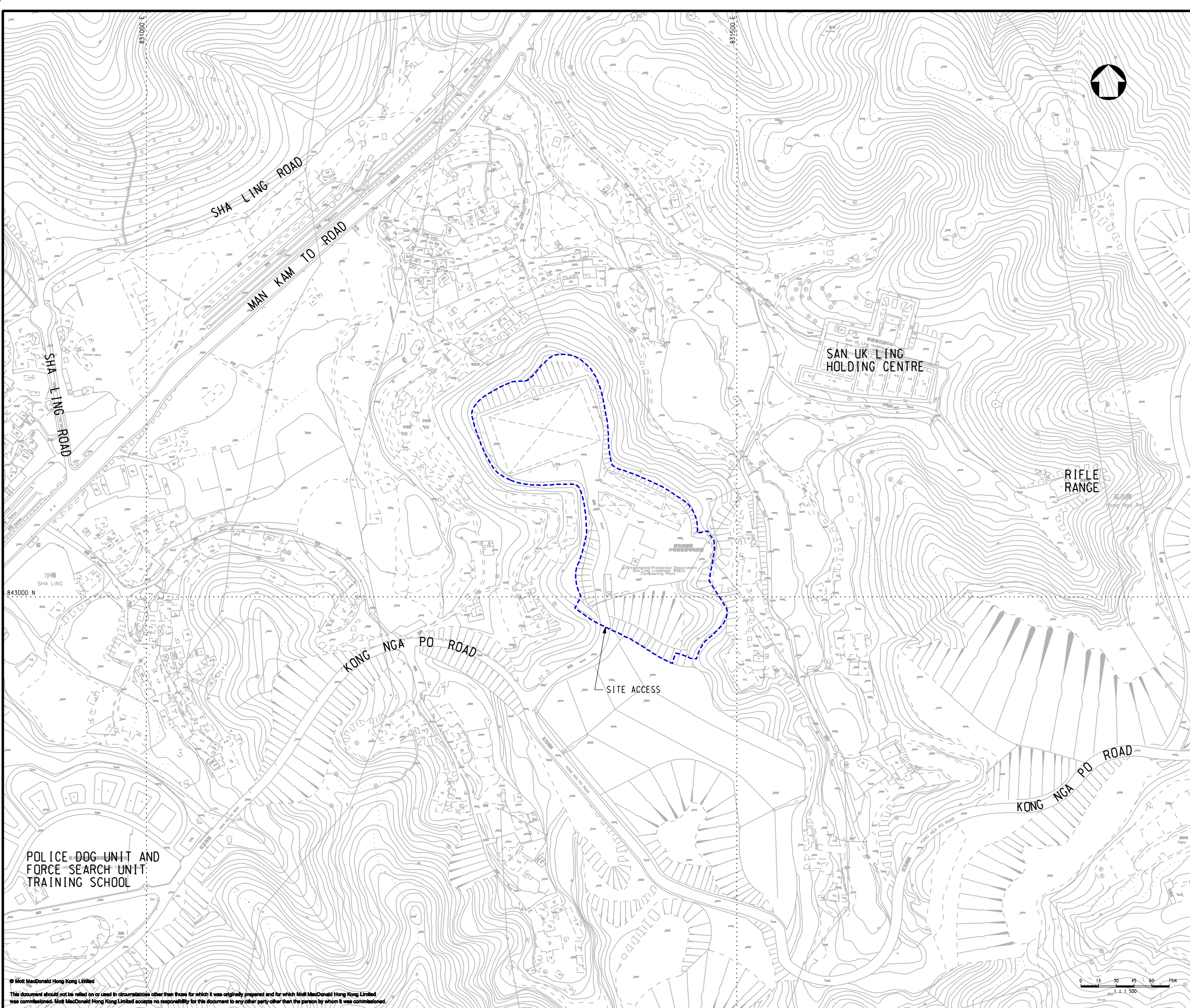
- 9.1.1 This is the monthly EM&A report presenting the monitoring results and inspection findings for the reporting period from **1 to 31 March 2021**.
- 9.1.2 In the Reporting Period, no daytime construction noise monitoring results that triggered the Limit Level were recorded and no noise complaint (which is an Action Level exceedance) was received by the Project Consultant, EPD and the Contractors.
- 9.1.3 In this Reporting Period, joint site inspection to evaluate the site environmental performance for the Project was carried out by the ER, IEC representative, ET and Contractor on **3, 10, 17, 24 and 31 March 2021**. No non-compliance was noted during the site inspection.
- 9.1.4 No documented complaint, notification of summons or successful prosecution was received under the Project.

### 9.2 RECOMMENDATIONS

- 9.2.1 Construction noise should be a key environmental impact during the works. The noise mitigation measures such as use of quiet plants or temporary noise barrier installation at the construction noise predominated area should be implemented in accordance with the EM&A requirement.
- 9.2.2 In addition, all effluent discharge shall be ensured to fulfill the discharge licence stipulation.
- 9.2.3 All the trees proposed to be retained in-situ should be properly preserved and protected during the construction works. Tree Preservation and Protection Works for these retained trees shall follow Section 3 and 26 of CEDD's General Specification for Engineering Works and Section 26 of Contract Specification Part B.
- 9.2.4 Trees to be felled shall be in accordance with the Tree Preservation and Removal Proposal (TPRP) to be approved by relevant approval authority.
- 9.2.5 Contract Specification Part B Section 1.78 "Waste Management" and DEVB's "Guidelines on Yard Waste Reduction and Treatment" should be referred before tree removal and plan the necessary arrangement.


## **Appendix A**

### **Layout plan of the Project**




Notes

Key to symbols

 PROPOSED SITE AREA

Reference drawings

Rev	Date	Drawn	Description	Ch'k'd	App'd
P2	JUN 13	MING	GENERAL REVISION	MR	AFK
P1	DEC 12	MING	FIRST ISSUE	MR	AFK



20/F Two Landmark East  
100 How Ming Street  
Kowloon  
Hong Kong  
T +852 2828 8757  
F +852 2827 1823  
www.mottmac.com.hk

Client



Environmental Protection Department  
The Government of the Hong Kong  
Special Administrative Region

Project

**AGREEMENT NO. CE34/2011(EP)  
DEVELOPMENT OF ORGANIC WASTE  
TREATMENT FACILITIES PHASE 2 -  
FEASIBILITY STUDY**

Title

**LOCATION OF THE PROJECT**

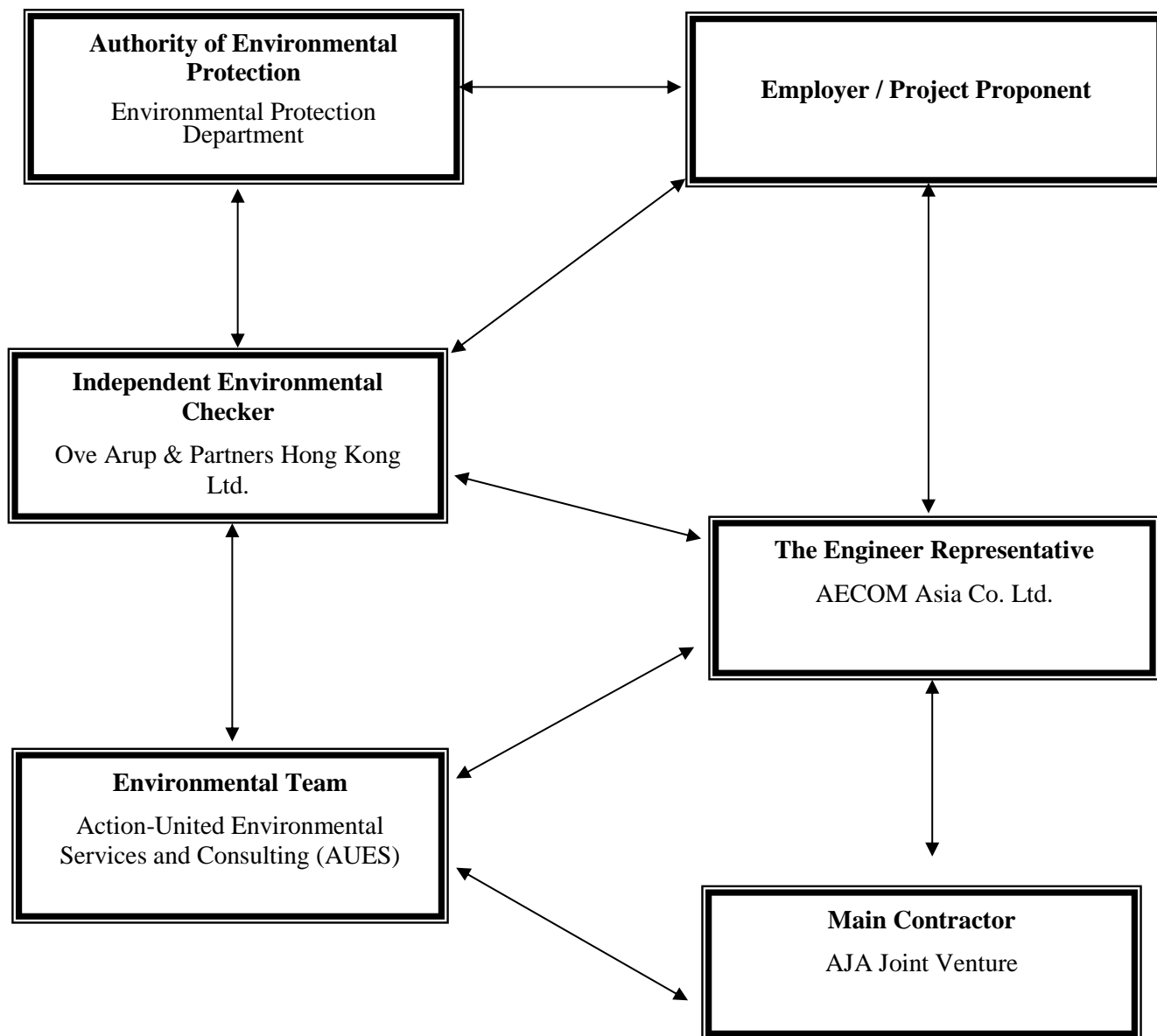
Designed	HY	Eng check	AT
Drawn	MING	Coordination	AT
Dwg check	HY	Approved	AFK
Scale at A1	1:1500	Status	PRE
Drawing Number		Rev	P2

**FIGURE 1.1**

## **Appendix B**

### **Organization Chart**

Project Organization Chart





**Contact Details of Key Personnel for the Project**

<b>Organization</b>	<b>Project Role</b>	<b>Name of Key Staff</b>	<b>Tel No.</b>	<b>Fax No.</b>
EPD	Project Proponent	Sunny Chiu	3151 7209	3528 0492
AECOM	Resident Engineer	Terrence Lam	5579 5239	3010 8507
AECOM	Resident Engineer	TY Lou	5620 4008	3010 8507
ARUP	Independent Environmental Checker	Martin Yu	2268 3206	2268 3380
ARUP	Engineer (Safety, Environment and Planning)	Kitty Lee WK	2908 4604	2268 3955
AJAJV	Project Manager	Victor Wu	2862 5013	2862 5013
AJAJV	Construction Manager	Johnny Leung	9494 0581	9494 0581
AJAJV	Project Environmental Manager	Gabriel Wong	6114 9590	6114 9590
AUES	Environmental Team Leader	T. W. Tam	2959 6059	2959 6079
AUES	Environmental Consultant	Nicola Hon	2959 6059	2959 6079
AUES	Environmental Consultant	Ben Tam	2959 6059	2959 6079
AUES	Environmental Consultant	Martin Li	2959 6059	2959 6079

**Legend:**

*EPD (Employer) – Environmental Protection Department*

*AECOM (Engineer Representative) – AECOM Asia Co. Ltd.*

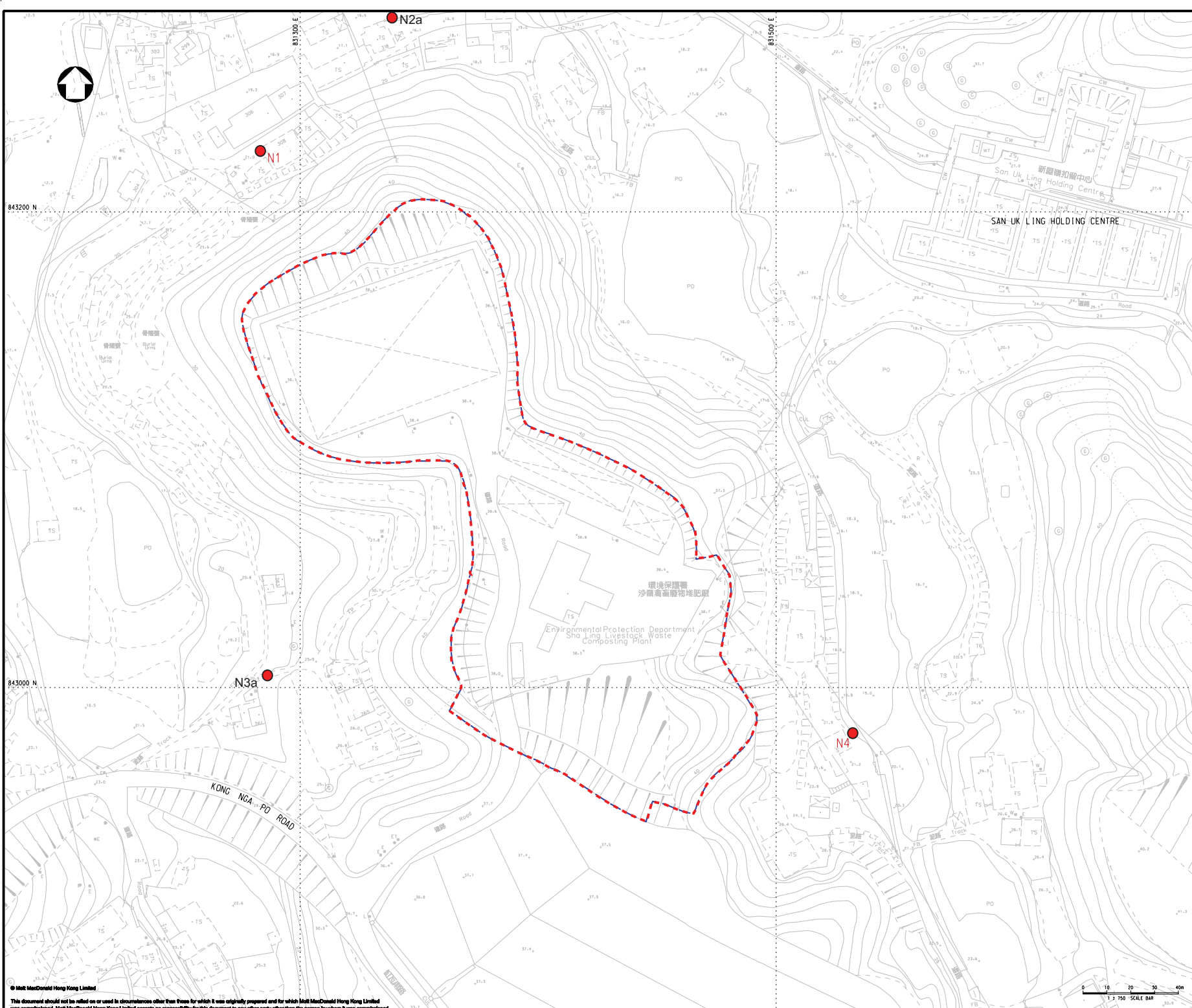
*AJAJV (Main Contractor) – AJA Joint Venture*

*ARUP (IEC) – Ove Arup & Partners Hong Kong Ltd.*

*AUES (ET) – Action-United Environmental Services & Consulting*

## **Appendix C**

### **Monitoring Locations for Impact Monitoring**



**Notes**

**Key to symbols**

- - - - - Construction Site Boundary
- Noise Monitoring Station

**Reference drawings**

P2	JUL 13	MING	GENERAL REVISION	AM	AFK
P1	DEC 12	MING	FIRST ISSUE	SC	AFK
Rev	Date	Drawn	Description	Chk'd	App'd

--	--	--	--	--	--



20F Two Landmark East  
100 How Ming Street  
Kowloon, Hong Kong  
T +852 2828 8787  
F +852 2827 1823  
www.mottmac.com.hk

**Client**



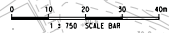
**Environmental Protection Department**  
The Government of the Hong Kong  
Special Administrative Region

**Project**  
**AGREEMENT NO. CE34/2011(EP)**  
**DEVELOPMENT OF ORGANIC WASTE**  
**TREATMENT FACILITIES PHASE 2 -**  
**FEASIBILITY STUDY**

**Title**  
**PROPOSED LOCATIONS OF**  
**CONSTRUCTION NOISE**  
**MONITORING STATIONS**

Designed	SC	Eng check	AT
Drawn	MING	Coordination	AT
Dwg check	EY	Approved	AFK
Scale at A1	1:750	Status	PRE
Drawing Number		Rev	P2

**FIGURE 4.1**



## **Appendix D**

### **3-Month Rolling Construction Programme**

Activity ID	Activity Name	Original Duration	Baseline Start Date	Baseline Finish Date	Start	Finish	Total Float	2021					
								Jan	Feb	Mar	Apr	May	Jun
<b>Contract No. EP/SP/86/15 - ORGANIC RESOURCE RECOVERY CENTRE, PHASE 2</b>								1	2	3	4	5	6
<b>KEY DATES (LOA, COMMENCEMENT, COMPLETION)</b>								1474	12-Aug-19	06-Jul-23	12-Aug-19 A	24-Aug-23	-49
O2_G1000	LETTER OF ACCEPTANCE (FOT, Appdx A)	0	12-Aug-19		12-Aug-19 A								
O2_G1020	PROJECT START - COMMENCEMENT OF WORKS (28d from LOA, FOT, Appdx A)	0	05-Sep-19		05-Sep-19 A								
O2_G1040	Original Contract Construction Duration - (1004d, FOT, Appdx A)	1004	05-Sep-19	04-Jun-22	05-Sep-19 A	04-Jun-23	32						
O2_G1040a	Extended Contract Duration	1401	05-Sep-19	06-Jul-23	05-Sep-19 A	06-Jul-23	0						
O2_G1060	PROJECT COMPLETION	0		06-Jul-23		24-Aug-23*	-49						
<b>GENERAL SUBMISSIONS (CONTRACT REQUIREMENTS)</b>								800	05-Nov-19	25-May-22	05-Nov-19 A	25-May-22	349
<b>ENVIRONMENTAL MONITORING (Clause 1.9, Specs Part A)</b>								800	05-Nov-19	25-May-22	05-Nov-19 A	25-May-22	349
O2_G3160	Environmental Impact Monitoring	800	05-Nov-19	25-May-22	05-Nov-19 A	25-May-22	349						
<b>DESIGN</b>								461	02-Apr-20	21-Aug-21	02-Apr-20 A	22-Jul-21	536
<b>GRANULATION PROPOSAL</b>								171	01-Jul-20	18-Dec-20	01-Jul-20 A	29-Jan-21 A	
O2_CG020	Contractor Change Proposal - Composting to Granulation - Stage 1 Approval	171	01-Jul-20	18-Dec-20	01-Jul-20 A	29-Jan-21 A							
<b>DESIGN WORKSHOP</b>								37	15-Jul-20	28-Jul-20	01-Feb-21	09-Mar-21	38
O2_D0110a	Hazard and Operability Review (HAZOP)	7	15-Jul-20	21-Jul-20	01-Feb-21*	07-Feb-21	38						
O2_D0120a	Construction Hazard Assessment and Identification Review (CHAIR)	30	22-Jul-20	28-Jul-20	08-Feb-21	09-Mar-21	38						
<b>TEMPORARY WORKS DESIGN</b>								171	08-Nov-20	06-Apr-21	08-Nov-20 A	27-Apr-21	229
<b>E6 - FOOTBRIDGE</b>								171	08-Nov-20	06-Apr-21	08-Nov-20 A	27-Apr-21	229
O2_D9460	Footbridge: Prepare ELS Submission	30	08-Nov-20	07-Dec-20	08-Nov-20 A	20-Feb-21	229						
O2_D9470	Footbridge: IC Approval on ELS	60	08-Dec-20	05-Feb-21	04-Dec-20 A	26-Feb-21	229						
O2_D9480	Footbridge: ER Approval on ELS	60	06-Feb-21	06-Apr-21	27-Feb-21	27-Apr-21	229						
<b>PERMANENT WORKS DESIGN</b>								419	02-Apr-20	21-Aug-21	02-Apr-20 A	22-Jul-21	536
<b>C. DETAILED DESIGN SUBMISSION</b>								419	02-Apr-20	21-Aug-21	02-Apr-20 A	22-Jul-21	536
<b>C1 - ARCHITECTURAL DESIGN REPORT &amp; DRAWING SUBMISSION</b>								206	09-Oct-20	17-Mar-21	18-Jul-20 A	02-May-21	456
<b>C1.1 - RECEPTION BUILDING - ARCHITECTURAL WORKS</b>								183	09-Oct-20	30-Jan-21	31-Dec-20 A	09-Apr-21	213
<b>IC CHECKING &amp; CERTIFICATION</b>								138	09-Oct-20	16-Dec-20	31-Dec-20 A	23-Feb-21	213
O2_D2225a	Submit further information for the re-submitted ADR for Reception Building to IC (Clause 5.4.3.9, Specs Part A) *	53	09-Oct-20	30-Nov-20	31-Dec-20 A	07-Feb-21	213						
O2_D2230a	IC Certify ADR for Reception Building (Clause 5.4.3.9, Specs Part A) *	14	01-Dec-20	14-Dec-20	08-Feb-21	21-Feb-21	213						
O2_D2235a	Obtain Design Check Certificate & Method of Construction Check Certificate (Clause 5.4.3.11 & 5.4.3.12, Specs Part A) *	2	15-Dec-20	16-Dec-20	22-Feb-21	23-Feb-21	213						
<b>EMPLOYER'S CONSENT</b>								45	17-Dec-20	30-Jan-21	24-Feb-21	09-Apr-21	213
O2_D2240a	Submit Design Check Certificate & Method of Construction Check Certificate to ER (Clause 5.4.3.16, Specs Part A)	7	17-Dec-20	23-Dec-20	24-Feb-21	02-Mar-21	213						
O2_D2245a	ER Comment on the submitted ADR for Reception Building (Clause 5.4.3.17.c, Specs Part A)	14	24-Dec-20	06-Jan-21	03-Mar-21	16-Mar-21	213						
O2_D2250a	Submit further information for the submitted ADR for Reception Building to ER (Clause 5.4.3.19, Specs Part A)	7	07-Jan-21	13-Jan-21	17-Mar-21	23-Mar-21	213						
O2_D2255a	ER Comment on the re-submitted ADR for Reception Building (Clause 5.4.3.17.a, Specs Part A)	14	14-Jan-21	27-Jan-21	24-Mar-21	06-Apr-21	213						
O2_D2260a	ER Consented ADR for Reception Building (Clause 5.4.3.17.a, Specs Part A)	0		27-Jan-21		06-Apr-21	213						
O2_D2265a	Submit Two Complete Sets ADR for Reception Building to IC, ER for Register Design (Clause 5.4.3.22, Specs Part A)	2	28-Jan-21	29-Jan-21	07-Apr-21	08-Apr-21	213						
O2_D2270a	Design Registered - ADR for Reception Building	1	30-Jan-21	30-Jan-21	09-Apr-21	09-Apr-21	213						
<b>C1.2 - GRANULATION BUILDING - ARCHITECTURAL WORKS</b>								80	20-Dec-20	06-Mar-21	08-Dec-20 A	11-Apr-21	180
<b>IC CHECKING &amp; CERTIFICATION</b>								24	20-Dec-20	09-Jan-21	08-Dec-20 A	14-Feb-21	180
O2_D2330a	IC Certify ADR for Granulation Building (Clause 5.4.3.9, Specs Part A)	14	20-Dec-20	02-Jan-21	08-Dec-20 A	07-Feb-21	180						
O2_D2335a	Obtain Design Check Certificate & Method of Construction Check Certificate (Clause 5.4.3.11 & 5.4.3.12, Specs Part A)	7	03-Jan-21	09-Jan-21	08-Feb-21	14-Feb-21	180						
<b>EMPLOYER'S CONSENT</b>								56	10-Jan-21	06-Mar-21	15-Feb-21	11-Apr-21	180
O2_D2340a	Submit Design Check Certificate & Method of Construction Check Certificate to ER (Clause 5.4.3.16, Specs Part A)	7	10-Jan-21	16-Jan-21	15-Feb-21	21-Feb-21	180						
O2_D2345a	ER Comment on the submitted ADR for Granulation Building (Clause 5.4.3.17.c, Specs Part A)	14	17-Jan-21	30-Jan-21	22-Feb-21	07-Mar-21	180						
O2_D2350a	Submit further information for the submitted ADR for Granulation Building to ER (Clause 5.4.3.19, Specs Part A)	7	31-Jan-21	06-Feb-21	08-Mar-21	14-Mar-21	180						
O2_D2355a	ER Comment on the re-submitted ADR for Granulation Building (Clause 5.4.3.17.a, Specs Part A)	14	07-Feb-21	20-Feb-21	15-Mar-21	28-Mar-21	180						
O2_D2360a	ER Consented ADR for Granulation Building (Clause 5.4.3.17.a, Specs Part A)	0		20-Feb-21		28-Mar-21	180						
O2_D2365a	Submit Two Complete Sets ADR for Granulation Building to IC, ER for Register Design (Clause 5.4.3.22, Specs Part A)	7	21-Feb-21	27-Feb-21	29-Mar-21	04-Apr-21	180						
O2_D2370a	Design Registered - ADR for Granulation Building	7	28-Feb-21	06-Mar-21	05-Apr-21	11-Apr-21	180						
<b>C1.3 - FOOTBRIDGE/WALKWAY - ARCHITECTURAL WORKS</b>								151	03-Dec-20	17-Mar-21	18-Jul-20 A	02-May-21	456
<b>IC CHECKING &amp; CERTIFICATION</b>								95	03-Dec-20	20-Jan-21	18-Jul-20 A	07-Mar-21	456
O2_D3315a	Submit further information for the submitted ADR for Footbridge Building to IC (Clause 5.4.3.9, Specs Part A)	7	03-Dec-20	09-Dec-20	18-Jul-20 A	28-Jan-21 A	456						
O2_D3320a	IC Comment on the re-submitted ADR for Footbridge Building (Clause 5.4.3.9, Specs Part A)	14	10-Dec-20	23-Dec-20	29-Jan-21 A	07-Feb-21	456						
O2_D3325a	Submit further information for the re-submitted ADR for Footbridge Building to IC (Clause 5.4.3.9, Specs Part A)	7	24-Dec-20	30-Dec-20	08-Feb-21	14-Feb-21	456						
O2_D3330a	IC Certify ADR for Footbridge Building (Clause 5.4.3.9, Specs Part A)	14	31-Dec-20	13-Jan-21	15-Feb-21	28-Feb-21	456						
O2_D3335a	Obtain Design Check Certificate & Method of Construction Check Certificate (Clause 5.4.3.11 & 5.4.3.12, Specs Part A)	7	14-Jan-21	20-Jan-21	01-Mar-21	07-Mar-21	456						
<b>EMPLOYER'S CONSENT</b>								56	21-Jan-21	17-Mar-21	08-Mar-21	02-May-21	456
O2_D3340a	Submit Design Check Certificate & Method of Construction Check Certificate to ER (Clause 5.4.3.16, Specs Part A)	7	21-Jan-21	27-Jan-21	08-Mar-21	14-Mar-21	456						
O2_D3345a	ER Comment on the submitted ADR for Footbridge Building (Clause 5.4.3.17.c, Specs Part A)	14	28-Jan-21	10-Feb-21	15-Mar-21	28-Mar-21	456						
O2_D3350a	Submit further information for the submitted ADR for Footbridge Building to ER (Clause 5.4.3.19, Specs Part A)	7	11-Feb-21	17-Feb-21	29-Mar-21	04-Apr-21	456						
O2_D3355a	ER Comment on the re-submitted ADR for Footbridge Building (Clause 5.4.3.17.a, Specs Part A)	14	18-Feb-21	03-Mar-21	05-Apr-21	18-Apr-21	456						
O2_D3360a	ER Consented ADR for Footbridge Building (Clause 5.4.3.17.a, Specs Part A)	0		03-Mar-21		18-Apr-21	456						
O2_D3365a	Submit Two Complete Sets ADR for Footbridge Building to IC, ER for Register Design (Clause 5.4.3.22, Specs Part A)	7	04-Mar-21	10-Mar-21	19-Apr-21	25-Apr-21	456						
O2_D3370a	Design Registered - ADR for Footbridge Building	7	11-Mar-21	17-Mar-21	26-Apr-21	02-May-21	456						
<b>C1.4 - PUMP HOUSE - ARCHITECTURAL WORKS</b>								137	10-Dec-20	17-Mar-21	30-Dec-20 A	25-Apr-21	371
<b>IC CHECKING &amp; CERTIFICATION</b>								81	10-Dec-20	20-Jan-21	30-Dec-20 A	28-Feb-21	371
O2_D3420a	IC Comment on the re-submitted ADR for Pump House (Clause 5.4.3.9, Specs Part A)	14	10-Dec-20	23-Dec-20	30-Dec-20 A	13-Jan-21 A	371						
O2_D3425a	Submit further information for the re-submitted ADR for Pump House to IC (Clause 5.4.3.9, Specs Part A)	7	24-Dec-20	30-Dec-20	14-Jan-21 A	07-Feb-21	371						
O2_D3430a	IC Certify ADR for Pump House (Clause 5.4.3.9, Specs Part A)	14	31-Dec-20	13-Jan-21	08-Feb-21	21-Feb-21	371						
O2_D3435a	Obtain Design Check Certificate & Method of Construction Check Certificate (Clause 5.4.3.11 & 5.4.3.12, Specs Part A)	7	14-Jan-21	20-Jan-21	22-Feb-21	28-Feb-21	371						




File Name: OWTF2\_3M\_2021.01  
 Layout: ORRC2\_WP\_2021.01\_3M  
 Task filter: TASK filters: 3MNM, 3MRPWP2.  
 Date Printed: 22-Feb-21  
 Page 1 of 13



**Contract No. EP/SP/86/15**  
**Organic Waste Treatment Facilities, Phase 2**  
**Works Programme 2nd Issue**  
**3-Months Rolling Programme**

Date	Revision	Checked	Approved
31-Jan-21			

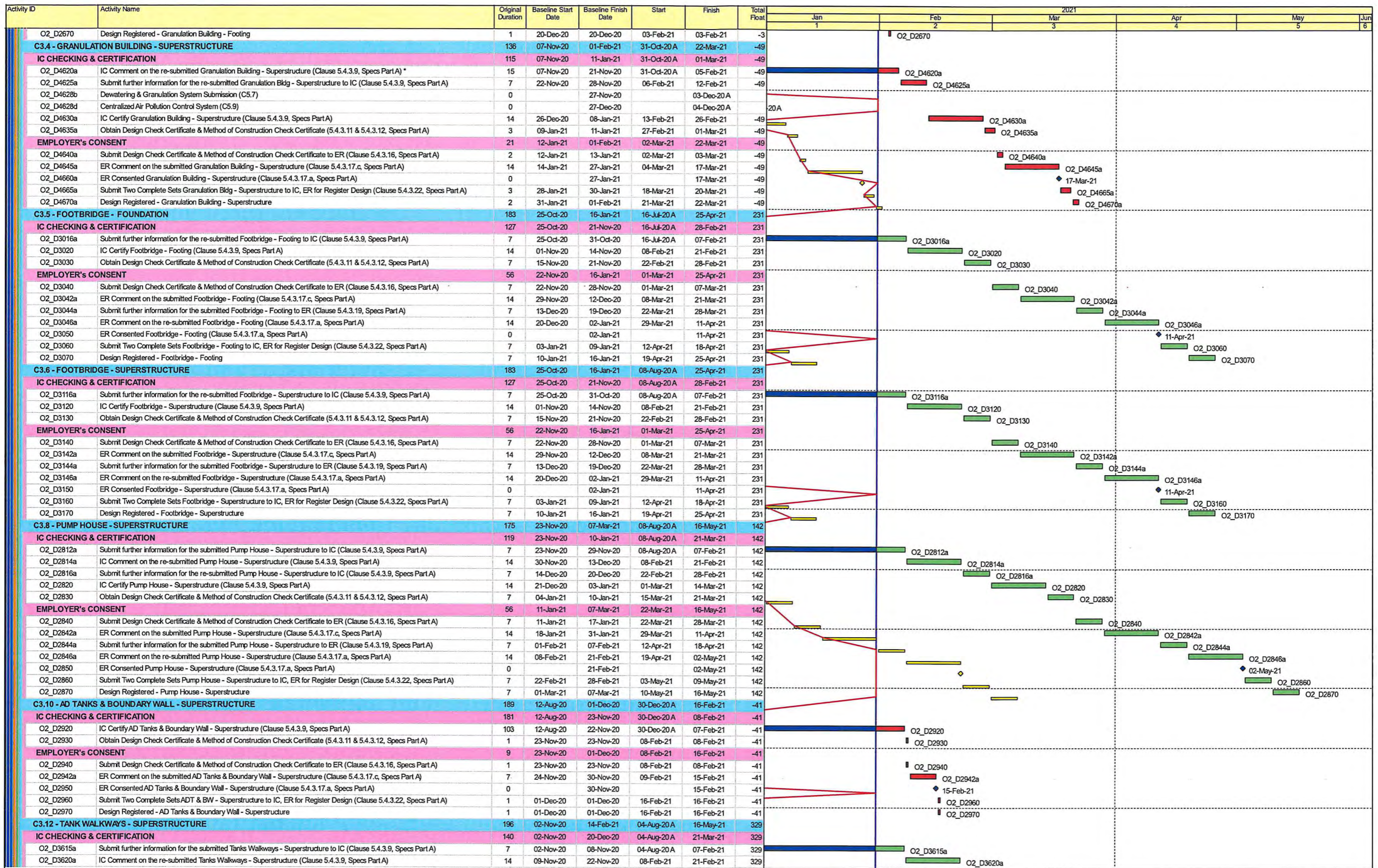


File Name: OWTF2\_3M\_2021.01  
 Layout: ORRC2\_WP\_2021.01\_3M  
 Task filter: TASK filters: 3MNM, 3MRPWP2  
 Date Printed: 22-Feb-21  
 Page 2 of 13




**Contract No. EP/SP/86/15**  
**Organic Waste Treatment Facilities, Phase 2**  
**Works Programme 2nd Issue**  
**3-Months Rolling Programme**

Date	Revision	Checked	Approved
31-Jan-21			

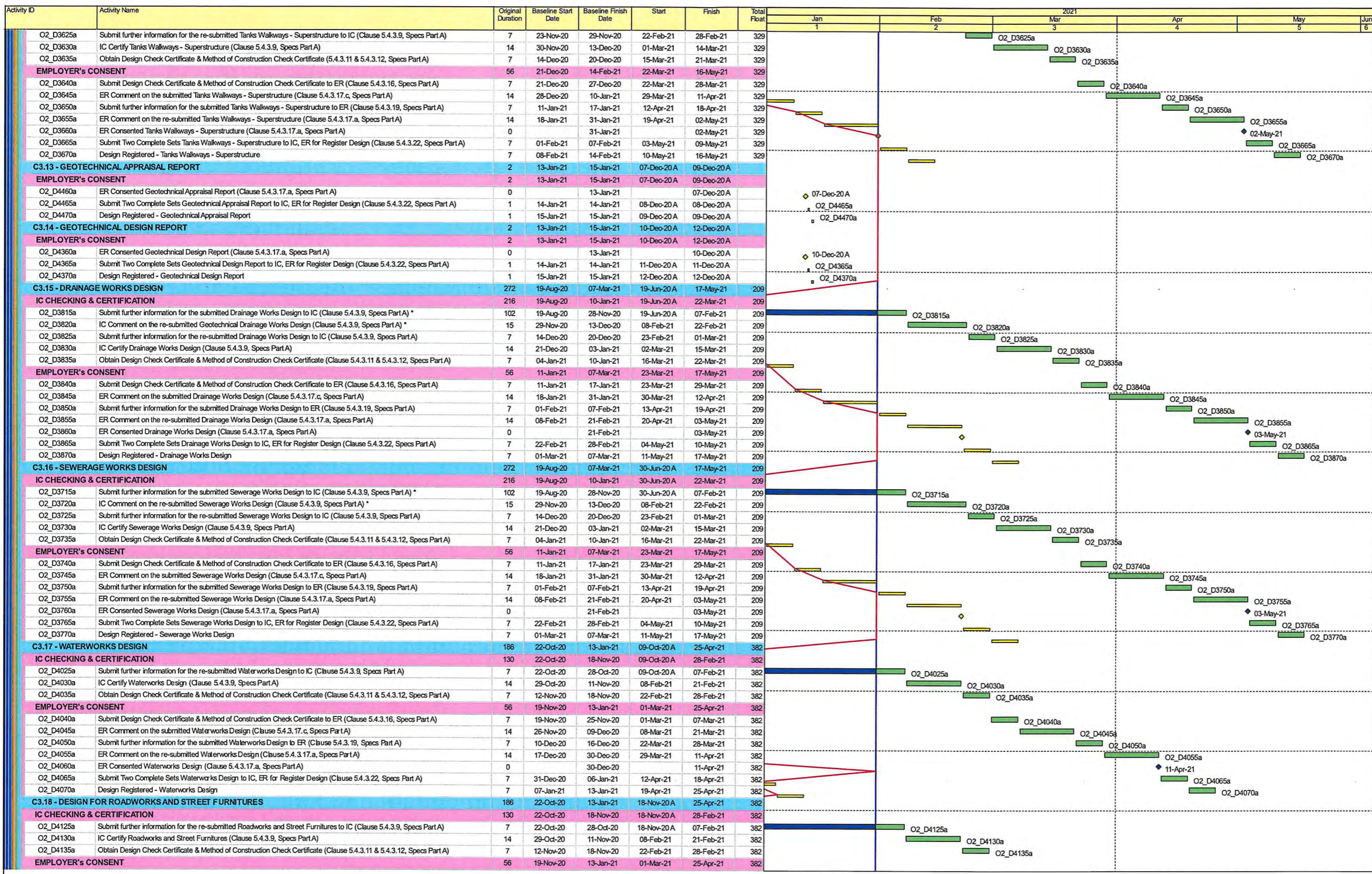


File Name: OWTF2\_3M\_2021.01  
 Layout: ORRC2\_WP\_2021.01\_3M  
 Task filter: TASK filters: 3MNM, 3MRPWP2  
 Date Printed: 22-Feb-21  
 Page 3 of 13




**Contract No. EP/SP/86/15**  
**Organic Waste Treatment Facilities, Phase 2**  
**Works Programme 2nd Issue**  
**3-Months Rolling Programme**

Date	Revision	Checked	Approved
31-Jan-21			



File Name: OWTF2\_3M\_2021.01  
 Layout: ORRC2\_WP\_2021.01\_3M  
 Task filter: TASK filters: 3MNM, 3MRPWP2.  
 Date Printed: 22-Feb-21  
 Page 4 of 13



**Contract No. EP/SP/86/15**  
**Organic Waste Treatment Facilities, Phase 2**  
**Works Programme 2nd Issue**  
**3-Months Rolling Programme**

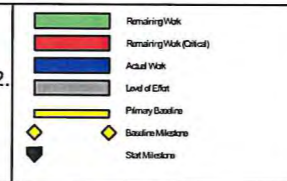
Date	Revision	Checked	Approved
31-Jan-21			



Activity ID	Activity Name	Original Duration	Baseline Start Date	Baseline Finish Date	Start	Finish	Total Float	2021						
								Jan	Feb	Mar	Apr	May	Jun	
O2_D4140a	Submit Design Check Certificate & Method of Construction Check Certificate to ER (Clause 5.4.3.16, Specs Part A)	7	19-Nov-20	25-Nov-20	01-Mar-21	07-Mar-21	382							
O2_D4145a	ER Comment on the submitted Roadworks and Street Furnitures (Clause 5.4.3.17.c, Specs Part A)	14	26-Nov-20	09-Dec-20	08-Mar-21	21-Mar-21	382							
O2_D4150a	Submit further information for the submitted Roadworks and Street Furnitures to ER (Clause 5.4.3.19, Specs Part A)	7	10-Dec-20	16-Dec-20	22-Mar-21	28-Mar-21	382							
O2_D4155a	ER Comment on the re-submitted Roadworks and Street Furnitures (Clause 5.4.3.17.a, Specs Part A)	14	17-Dec-20	30-Dec-20	29-Mar-21	11-Apr-21	382							
O2_D4160a	ER Consented Roadworks and Street Furnitures (Clause 5.4.3.17.a, Specs Part A)	0		30-Dec-20		11-Apr-21	382							
O2_D4165a	Submit Two Complete Sets Roadworks and Street Furnitures to IC, ER for Register Design (Clause 5.4.3.22, Specs Part A)	7	31-Dec-20	06-Jan-21	12-Apr-21	18-Apr-21	382							
O2_D4170a	Design Registered - Roadworks and Street Furnitures	7	07-Jan-21	13-Jan-21	19-Apr-21	25-Apr-21	382							
<b>C3.19 - ANCLLIARY FACILITIES</b>		293	02-Apr-20	30-Mar-21	02-Apr-20 A	04-Jun-21	415							
<b>C3.19b - GUARD HOUSE, WEIGHBRIDGE &amp; MASTER METER ROOM - FOUNDATION &amp; STRUCTURE</b>		152	16-Dec-20	30-Mar-21	16-Dec-20 A	16-May-21	144							
<b>IC CHECKING &amp; CERTIFICATION</b>		96	16-Dec-20	02-Feb-21	16-Dec-20 A	21-Mar-21	144							
O2_D4815a	Submit further information for the submitted GH, WB & MMR to IC (Clause 5.4.3.9, Specs Part A)	7	16-Dec-20	22-Dec-20	16-Dec-20 A	07-Feb-21	144							
O2_D4820a	IC Comment on the re-submitted GH, WB & MMR (Clause 5.4.3.9, Specs Part A)	14	23-Dec-20	05-Jan-21	08-Feb-21	21-Feb-21	144							
O2_D4825a	Submit further information for the re-submitted GH, WB & MMR to IC (Clause 5.4.3.9, Specs Part A)	7	06-Jan-21	12-Jan-21	22-Feb-21	28-Feb-21	144							
O2_D4830a	IC Certify GH, WB & MMR (Clause 5.4.3.9, Specs Part A)	14	13-Jan-21	26-Jan-21	01-Mar-21	14-Mar-21	144							
O2_D4835a	Obtain Design Check Certificate & Method of Construction Check Certificate (Clause 5.4.3.11 & 5.4.3.12, Specs Part A)	7	27-Jan-21	02-Feb-21	15-Mar-21	21-Mar-21	144							
<b>EMPLOYER'S CONSENT</b>		56	03-Feb-21	30-Mar-21	22-Mar-21	16-May-21	144							
O2_D4840a	Submit Design Check Certificate & Method of Construction Check Certificate to ER (Clause 5.4.3.16, Specs Part A)	7	03-Feb-21	09-Feb-21	22-Mar-21	28-Mar-21	144							
O2_D4845a	ER Comment on the submitted GH, WB & MMR (Clause 5.4.3.17.c, Specs Part A)	14	10-Feb-21	23-Feb-21	29-Mar-21	11-Apr-21	144							
O2_D4850a	Submit further information for the submitted GH, WB & MMR to ER (Clause 5.4.3.19, Specs Part A)	7	24-Feb-21	02-Mar-21	12-Apr-21	18-Apr-21	144							
O2_D4855a	ER Comment on the re-submitted GH, WB & MMR (Clause 5.4.3.17.a, Specs Part A)	14	03-Mar-21	16-Mar-21	19-Apr-21	02-May-21	144							
O2_D4860a	ER Consented GH, WB & MMR (Clause 5.4.3.17.a, Specs Part A)	0		16-Mar-21		02-May-21	144							
O2_D4865a	Submit Two Complete Sets GH, WB & MMR to IC, ER for Register Design (Clause 5.4.3.22, Specs Part A)	7	17-Mar-21	23-Mar-21	03-May-21	09-May-21	144							
O2_D4870a	Design Registered - Guard House, Weighbridge & Master Meter Room	7	24-Mar-21	30-Mar-21	10-May-21	16-May-21	144							
<b>C3.19c - PUMP ROOM, DRAWPIT &amp; DUCTING</b>		244	02-Apr-20	30-Mar-21	02-Apr-20 A	04-Jun-21	157							
<b>SUBMISSION</b>		244	02-Apr-20	01-Dec-20	02-Apr-20 A	05-Feb-21	157							
O2_D4900a	Pump Room, Drawpit & Ducting (Clause 5.4.3.9, Specs Part A) *	244	02-Apr-20	01-Dec-20	02-Apr-20 A	05-Feb-21	157							
<b>IC CHECKING &amp; CERTIFICATION</b>		63	02-Dec-20	02-Feb-21	02-Feb-21	09-Apr-21	157							
O2_D4910a	IC Comment on the submitted Pump Room, Drawpit & Ducting (Clause 5.4.3.9, Specs Part A)	14	02-Dec-20	15-Dec-20	06-Feb-21	19-Feb-21	157							
O2_D4915a	Submit further information for the submitted Pump Room, Drawpit & Ducting to IC (Clause 5.4.3.9, Specs Part A)	7	16-Dec-20	22-Dec-20	20-Feb-21	26-Feb-21	157							
O2_D4920a	IC Comment on the re-submitted Pump Room, Drawpit & Ducting (Clause 5.4.3.9, Specs Part A)	14	23-Dec-20	05-Jan-21	27-Feb-21	12-Mar-21	157							
O2_D4925a	Submit further information for the re-submitted Pump Room, Drawpit & Ducting to IC (Clause 5.4.3.9, Specs Part A)	7	06-Jan-21	12-Jan-21	13-Mar-21	19-Mar-21	157							
O2_D4930a	IC Certify Pump Room, Drawpit & Ducting (Clause 5.4.3.9, Specs Part A)	14	13-Jan-21	26-Jan-21	20-Mar-21	02-Apr-21	157							
O2_D4935a	Obtain Design Check Certificate & Method of Construction Check Certificate (Clause 5.4.3.11 & 5.4.3.12, Specs Part A)	7	27-Jan-21	02-Feb-21	03-Apr-21	09-Apr-21	157							
<b>EMPLOYER'S CONSENT</b>		56	03-Feb-21	30-Mar-21	10-Apr-21	04-Jun-21	157							
O2_D4940a	Submit Design Check Certificate & Method of Construction Check Certificate to ER (Clause 5.4.3.16, Specs Part A)	7	03-Feb-21	09-Feb-21	10-Apr-21	16-Apr-21	157							
O2_D4945a	ER Comment on the submitted Pump Room, Drawpit & Ducting (Clause 5.4.3.17.c, Specs Part A)	14	10-Feb-21	23-Feb-21	17-Apr-21	30-Apr-21	157							
O2_D4950a	Submit further information for the submitted Pump Room, Drawpit & Ducting to ER (Clause 5.4.3.19, Specs Part A)	7	24-Feb-21	02-Mar-21	01-May-21	07-May-21	157							
O2_D4955a	ER Comment on the re-submitted Pump Room, Drawpit & Ducting (Clause 5.4.3.17.a, Specs Part A)	14	03-Mar-21	16-Mar-21	08-May-21	21-May-21	157							
O2_D4960a	ER Consented Pump Room, Drawpit & Ducting (Clause 5.4.3.17.a, Specs Part A)	0		16-Mar-21		21-May-21	157							
O2_D4965a	Submit Two Complete Sets Pump Room, Drawpit & Ducting to IC, ER for Register Design (Clause 5.4.3.22, Specs Part A)	7	17-Mar-21	23-Mar-21	22-May-21	28-May-21	157							
O2_D4970a	Design Registered - Pump Room, Drawpit & Ducting	7	24-Mar-21	30-Mar-21	29-May-21	04-Jun-21	157							
<b>C3.19d - ENTRANCE GATE, BOUNDARY FENCE &amp; ENTRANCE PORTAL</b>		244	02-Apr-20	30-Mar-21	02-Apr-20 A	04-Jun-21	415							
<b>SUBMISSION</b>		244	02-Apr-20	01-Dec-20	02-Apr-20 A	05-Feb-21	415							
O2_D5000a	Entrance Gate, Boundary Fence & Entrance Portal (EG, BF & EP) (Clause 5.4.3.9, Specs Part A) *	244	02-Apr-20	01-Dec-20	02-Apr-20 A	05-Feb-21	415							
<b>IC CHECKING &amp; CERTIFICATION</b>		63	02-Dec-20	02-Feb-21	02-Feb-21	09-Apr-21	415							
O2_D5010a	IC Comment on the submitted EG, BF & EP (Clause 5.4.3.9, Specs Part A)	14	02-Dec-20	15-Dec-20	06-Feb-21	19-Feb-21	415							
O2_D5015a	Submit further information for the submitted EG, BF & EP to IC (Clause 5.4.3.9, Specs Part A)	7	16-Dec-20	22-Dec-20	20-Feb-21	26-Feb-21	415							
O2_D5020a	IC Comment on the re-submitted EG, BF & EP (Clause 5.4.3.9, Specs Part A)	14	23-Dec-20	05-Jan-21	27-Feb-21	12-Mar-21	415							
O2_D5025a	Submit further information for the re-submitted EG, BF & EP to IC (Clause 5.4.3.9, Specs Part A)	7	06-Jan-21	12-Jan-21	13-Mar-21	19-Mar-21	415							
O2_D5030a	IC Certify EG, BF & EP (Clause 5.4.3.9, Specs Part A)	14	13-Jan-21	26-Jan-21	20-Mar-21	02-Apr-21	415							
O2_D5035a	Obtain Design Check Certificate & Method of Construction Check Certificate (Clause 5.4.3.11 & 5.4.3.12, Specs Part A)	7	27-Jan-21	02-Feb-21	03-Apr-21	09-Apr-21	415							
<b>EMPLOYER'S CONSENT</b>		56	03-Feb-21	30-Mar-21	10-Apr-21	04-Jun-21	415							
O2_D5040a	Submit Design Check Certificate & Method of Construction Check Certificate to ER (Clause 5.4.3.16, Specs Part A)	7	03-Feb-21	09-Feb-21	10-Apr-21	16-Apr-21	415							
O2_D5045a	ER Comment on the submitted EG, BF & EP (Clause 5.4.3.17.c, Specs Part A)	14	10-Feb-21	23-Feb-21	17-Apr-21	30-Apr-21	415							
O2_D5050a	Submit further information for the submitted EG, BF & EP to ER (Clause 5.4.3.19, Specs Part A)	7	24-Feb-21	02-Mar-21	01-May-21	07-May-21	415							
O2_D5055a	ER Comment on the re-submitted EG, BF & EP (Clause 5.4.3.17.a, Specs Part A)	14	03-Mar-21	16-Mar-21	08-May-21	21-May-21	415							
O2_D5060a	ER Consented EG, BF & EP (Clause 5.4.3.17.a, Specs Part A)	0		16-Mar-21		21-May-21	415							
O2_D5065a	Submit Two Complete Sets EG, BF & EP to IC, ER for Register Design (Clause 5.4.3.22, Specs Part A)	7	17-Mar-21	23-Mar-21	22-May-21	28-May-21	415							
O2_D5070a	Design Registered - Entrance Gate, Boundary Fence & Entrance Portal	7	24-Mar-21	30-Mar-21	29-May-21	04-Jun-21	415							
<b>C4 - BUILDING SERVICES</b>		250	01-Jul-20	10-May-21	04-May-20 A	03-Jun-21	430							
<b>C4.1 - BS- ELECTRICAL SERVICES</b>		81	25-Jan-21	04-May-21	01-Sep-20 A	04-May-21	59							
<b>IC CHECKING &amp; CERTIFICATION</b>		25	25-Jan-21	09-Mar-21	01-Sep-20 A	09-Mar-21	59							
O2_C41130	Submit further information for the re-submitted Electrical Services to IC (Clause 5.4.3.9, Specs A)	23	25-Jan-21	16-Feb-21	01-Sep-20 A	16-Feb-21	59							
O2_C41140	IC Certify Electrical Services (Clause 5.4.3.9, Specs A)	14	17-Feb-21	02-Mar-21	17-Feb-21	02-Mar-21	59							
O2_C41150	Obtain Design Check Certificate & Method of Construction Check Certificate (Clause 5.4.3.11 & 5.4.3.12, Specs A)	7	03-Mar-21	09-Mar-21	03-Mar-21	03-Mar-21	59							
<b>EMPLOYER'S CONSENT</b>		56	10-Mar-21	04-May-21	10-Mar-21	04-May-21	59							
O2_C41200	Submit Design Check Certificate & Method of Construction Check Certificate to ER (Clause 5.4.3.16, Specs A)	7	10-Mar-21	16-Mar-21	10-Mar-21	16-Mar-21	59							
O2_C41210	ER Comment on the submitted Electrical Services (Clause 5.4.3.17.c, Specs A)	14	17-Mar-21	30-Mar-21	17-Mar-21	30-Mar-21	59							
O2_C41220	Submit further information for the submitted Electrical Services to ER (Clause 5.4.3.19, Specs A)	7	31-Mar-21	06-Apr-21	31-Mar-21	06-Apr-21	59							
O2_C41230	ER Comment on the re-submitted Electrical Services (Clause 5.4.3.17.a, Specs A)	14	07-Apr-21	20-Apr-21	07-Apr-21	20-Apr-21	59							



File Name: OWTF2\_3M\_2021.01  
 Layout: ORRC2\_WP\_2021.01\_3M  
 Task filter: TASK filters: 3MNM, 3MRPWP2.  
 Date Printed: 22-Feb-21  
 Page 5 of 13



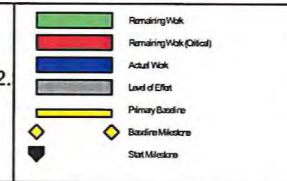
**Contract No. EP/SP/86/15**  
**Organic Waste Treatment Facilities, Phase 2**  
**Works Programme 2nd Issue**  
**3-Months Rolling Programme**

Date	Revision	Checked	Approved
31-Jan-21			

Activity ID	Activity Name	Original Duration	Baseline Start Date	Baseline Finish Date	Start	Finish	Total Float	2021					
								Jan	Feb	Mar	Apr	May	Jun
O2_C41240	ER Consented Electrical Services (Clause 5.4.3.17.a, Specs A)	0		20-Apr-21		20-Apr-21	59						
O2_C41250	Submit Two Complete Sets Electrical Services to IC, ER for Register Design (Clause 5.4.3.22, Specs A)	7	21-Apr-21	27-Apr-21	21-Apr-21	27-Apr-21	59						
O2_C41260	Design Registered - Electrical Services	7	28-Apr-21	04-May-21	28-Apr-21	04-May-21	59						
<b>C4.2 - BS- MECHANICAL VENTILATION &amp; AIR-CONDITIONING</b>		104	12-Dec-20	04-May-21	30-Jun-20 A	27-May-21	110						
<b>IC CHECKING &amp; CERTIFICATION</b>		48	12-Dec-20	09-Mar-21	30-Jun-20 A	01-Apr-21	110						
O2_C42110	Submit further information for the submitted Mechanical Ventilation & Air-Conditioning to IC (Clause 5.4.3.9, Specs A)	30	12-Dec-20	10-Jan-21	30-Jun-20 A	17-Feb-21	110						
O2_C42120	IC Comment on the re-submitted Mechanical Ventilation & Air-Conditioning (Clause 5.4.3.9, Specs A)	14	11-Jan-21	24-Jan-21	18-Feb-21	03-Mar-21	110						
O2_C42130	Submit further information for the re-submitted Mech Ventilation & Air-Conditioning to IC (Clause 5.4.3.9, Specs A)	8	25-Jan-21	16-Feb-21	04-Mar-21	11-Mar-21	110						
O2_C42140	IC Certify Mechanical Ventilation & Air-Conditioning (Clause 5.4.3.9, Specs A)	14	17-Feb-21	02-Mar-21	12-Mar-21	25-Mar-21	110						
O2_C42150	Obtain Design Check Certificate & Method of Construction Check Certificate (Clause 5.4.3.11 & 5.4.3.12, Specs A)	7	03-Mar-21	09-Mar-21	26-Mar-21	01-Apr-21	110						
<b>EMPLOYER'S CONSENT</b>		56	10-Mar-21	04-May-21	02-Apr-21	27-May-21	110						
O2_C42200	Submit Design Check Certificate & Method of Construction Check Certificate to ER (Clause 5.4.3.16, Specs A)	7	10-Mar-21	16-Mar-21	02-Apr-21	08-Apr-21	110						
O2_C42210	ER Comment on the submitted Mechanical Ventilation & Air-Conditioning (Clause 5.4.3.17.c, Specs A)	14	17-Mar-21	30-Mar-21	09-Apr-21	22-Apr-21	110						
O2_C42220	Submit further information for the submitted Mechanical Ventilation & Air-Conditioning to ER (Clause 5.4.3.19, Specs A)	7	31-Mar-21	06-Apr-21	23-Apr-21	29-Apr-21	110						
O2_C42230	ER Comment on the re-submitted Mechanical Ventilation & Air-Conditioning (Clause 5.4.3.17.a, Specs A)	14	07-Apr-21	20-Apr-21	30-Apr-21	13-May-21	110						
O2_C42240	ER Consented Mechanical Ventilation & Air-Conditioning (Clause 5.4.3.17.a, Specs A)	0		20-Apr-21		13-May-21	110						
O2_C42250	Submit Two Complete Sets Mech Ventilation & Air-Conditioning to IC, ER for Register Design (Clause 5.4.3.22, Specs A)	7	21-Apr-21	27-Apr-21	14-May-21	20-May-21	110						
O2_C42260	Design Registered - Mechanical Ventilation & Air-Conditioning	7	28-Apr-21	04-May-21	21-May-21	27-May-21	110						
<b>C4.3 - BS- FIRE SERVICES</b>		130	12-Dec-20	26-Mar-21	29-Jul-20 A	23-May-21	152						
<b>IC CHECKING &amp; CERTIFICATION</b>		74	12-Dec-20	29-Jan-21	29-Jul-20 A	28-Mar-21	55						
O2_C43110	Submit further information for the submitted Fire Services to IC (Clause 5.4.3.9, Specs A)	7	12-Dec-20	18-Dec-20	29-Jul-20 A	14-Feb-21	55						
O2_C43120	IC Comment on the re-submitted Fire Services (Clause 5.4.3.9, Specs A)	14	19-Dec-20	01-Jan-21	15-Feb-21	28-Feb-21	55						
O2_C43130	Submit further information for the re-submitted Fire Services to IC (Clause 5.4.3.9, Specs A)	7	02-Jan-21	08-Jan-21	01-Mar-21	07-Mar-21	55						
O2_C43140	IC Certify Fire Services (Clause 5.4.3.9, Specs A)	14	09-Jan-21	22-Jan-21	08-Mar-21	21-Mar-21	55						
O2_C43150	Obtain Design Check Certificate & Method of Construction Check Certificate (Clause 5.4.3.11 & 5.4.3.12, Specs A)	7	23-Jan-21	29-Jan-21	22-Mar-21	28-Mar-21	55						
<b>EMPLOYER'S CONSENT</b>		56	30-Jan-21	26-Mar-21	29-Mar-21	23-May-21	152						
O2_C43200	Submit Design Check Certificate & Method of Construction Check Certificate to ER (Clause 5.4.3.16, Specs A)	7	30-Jan-21	05-Feb-21	29-Mar-21	04-Apr-21	55						
O2_C43210	ER Comment on the submitted Fire Services (Clause 5.4.3.17.c, Specs A)	14	06-Feb-21	19-Feb-21	05-Apr-21	18-Apr-21	55						
O2_C43220	Submit further information for the submitted Fire Services to ER (Clause 5.4.3.19, Specs A)	7	20-Feb-21	26-Feb-21	19-Apr-21	25-Apr-21	55						
O2_C43230	ER Comment on the re-submitted Fire Services (Clause 5.4.3.17.a, Specs A)	14	27-Feb-21	12-Mar-21	26-Apr-21	09-May-21	55						
O2_C43240	ER Consented Fire Services (Clause 5.4.3.17.a, Specs A)	0		12-Mar-21		09-May-21	55						
O2_C43250	Submit Two Complete Sets Fire Services to IC, ER for Register Design (Clause 5.4.3.22, Specs A)	7	13-Mar-21	19-Mar-21	10-May-21	16-May-21	152						
O2_C43260	Design Registered - Fire Services	7	20-Mar-21	26-Mar-21	17-May-21	23-May-21	152						
<b>C4.4 - BS- PLUMBING &amp; DRAINAGE</b>		144	11-Jan-21	25-Apr-21	29-Jul-20 A	03-Jun-21	166						
<b>IC CHECKING &amp; CERTIFICATION</b>		144	11-Jan-21	28-Feb-21	29-Jul-20 A	08-Apr-21	157						
O2_C44110	Submit further information for the submitted Plumbing & Drainage to IC (Clause 5.4.3.9, Specs A)	7	11-Jan-21	17-Jan-21	29-Jul-20 A	25-Feb-21	157						
O2_C44120	IC Comment on the re-submitted Plumbing & Drainage (Clause 5.4.3.9, Specs A)	14	18-Jan-21	31-Jan-21	26-Feb-21	11-Mar-21	157						
O2_C44130	Submit further information for the re-submitted Plumbing & Drainage to IC (Clause 5.4.3.9, Specs A)	7	01-Feb-21	07-Feb-21	12-Mar-21	18-Mar-21	157						
O2_C44140	IC Certify Plumbing & Drainage (Clause 5.4.3.9, Specs A)	14	08-Feb-21	21-Feb-21	19-Mar-21	01-Apr-21	157						
O2_C44150	Obtain Design Check Certificate & Method of Construction Check Certificate (Clause 5.4.3.11 & 5.4.3.12, Specs A)	7	22-Feb-21	28-Feb-21	02-Apr-21	08-Apr-21	157						
<b>EMPLOYER'S CONSENT</b>		56	01-Mar-21	25-Apr-21	09-Apr-21	03-Jun-21	166						
O2_C44200	Submit Design Check Certificate & Method of Construction Check Certificate to ER (Clause 5.4.3.16, Specs A)	7	01-Mar-21	07-Mar-21	09-Apr-21	15-Apr-21	157						
O2_C44210	ER Comment on the submitted Plumbing & Drainage (Clause 5.4.3.17.c, Specs A)	14	08-Mar-21	21-Mar-21	16-Apr-21	29-Apr-21	157						
O2_C44220	Submit further information for the submitted Plumbing & Drainage to ER (Clause 5.4.3.19, Specs A)	7	22-Mar-21	28-Mar-21	30-Apr-21	06-May-21	157						
O2_C44230	ER Comment on the re-submitted Plumbing & Drainage (Clause 5.4.3.17.a, Specs A)	14	29-Mar-21	11-Apr-21	07-May-21	20-May-21	157						
O2_C44240	ER Consented Plumbing & Drainage (Clause 5.4.3.17.a, Specs A)	0		11-Apr-21		20-May-21	157						
O2_C44250	Submit Two Complete Sets Plumbing & Drainage to IC, ER for Register Design (Clause 5.4.3.22, Specs A)	7	12-Apr-21	18-Apr-21	21-May-21	27-May-21	166						
O2_C44260	Design Registered - Plumbing & Drainage	7	19-Apr-21	25-Apr-21	28-May-21	03-Jun-21	166						
<b>C4.5 - AUTOMATIC IRRIGATION SYSTEM</b>		180	02-Feb-21	10-May-21	22-Dec-20 A	13-May-21	451						
<b>IC CHECKING &amp; CERTIFICATION</b>		180	02-Feb-21	15-Mar-21	22-Dec-20 A	18-Mar-21	451						
O2_C45120	IC Comment on the re-submitted Automatic Irrigation System (Clause 5.4.3.9, Specs A)	14	02-Feb-21	15-Feb-21	22-Dec-20 A	18-Feb-21	451						
O2_C45130	Submit further information for the re-submitted Automatic Irrigation System to IC (Clause 5.4.3.9, Specs A)	7	16-Feb-21	22-Feb-21	19-Feb-21	25-Feb-21	451						
O2_C45140	IC Certify Automatic Irrigation System (Clause 5.4.3.9, Specs A)	14	23-Feb-21	08-Mar-21	26-Feb-21	11-Mar-21	451						
O2_C45150	Obtain Design Check Certificate & Method of Construction Check Certificate (Clause 5.4.3.11 & 5.4.3.12, Specs A)	7	09-Mar-21	15-Mar-21	12-Mar-21	18-Mar-21	451						
<b>EMPLOYER'S CONSENT</b>		56	16-Mar-21	10-May-21	19-Mar-21	13-May-21	451						
O2_C45200	Submit Design Check Certificate & Method of Construction Check Certificate to ER (Clause 5.4.3.16, Specs A)	7	16-Mar-21	22-Mar-21	19-Mar-21	25-Mar-21	451						
O2_C45210	ER Comment on the submitted Automatic Irrigation System (Clause 5.4.3.17.c, Specs A)	14	23-Mar-21	05-Apr-21	26-Mar-21	08-Apr-21	451						
O2_C45220	Submit further information for the submitted Automatic Irrigation System to ER (Clause 5.4.3.19, Specs A)	7	06-Apr-21	12-Apr-21	09-Apr-21	15-Apr-21	451						
O2_C45230	ER Comment on the re-submitted Automatic Irrigation System (Clause 5.4.3.17.a, Specs A)	14	13-Apr-21	26-Apr-21	16-Apr-21	29-Apr-21	451						
O2_C45240	ER Consented Automatic Irrigation System (Clause 5.4.3.17.a, Specs A)	0		26-Apr-21		29-Apr-21	451						
O2_C45250	Submit Two Complete Sets Automatic Irrigation System to IC, ER for Register Design (Clause 5.4.3.22, Specs A)	7	27-Apr-21	03-May-21	30-Apr-21	06-May-21	451						
O2_C45260	Design Registered - Automatic Irrigation System	7	04-May-21	10-May-21	07-May-21	13-May-21	451						
<b>C4.6 - BS- ELV (INCLUDING CCTV, PA, BMS, SECURITY, ETC.)</b>		151	06-Dec-20	05-May-21	22-Dec-20 A	13-May-21	170						
<b>IC CHECKING &amp; CERTIFICATION</b>		151	06-Dec-20	10-Mar-21	22-Dec-20 A	18-Mar-21	170						
O2_C46110	Submit further information for the submitted ELV to IC (Clause 5.4.3.9, Specs A)	53	06-Dec-20	27-Jan-21	22-Dec-20 A	04-Feb-21	170						
O2_C46120	IC Comment on the re-submitted ELV (Clause 5.4.3.9, Specs A)	14	28-Jan-21	10-Feb-21	05-Feb-21	18-Feb-21	170						
O2_C46130	Submit further information for the re-submitted ELV to IC (Clause 5.4.3.9, Specs A)	7	11-Feb-21	17-Feb-21	19-Feb-21	25-Feb-21	170						
O2_C46140	IC Certify ELV (Clause 5.4.3.9, Specs A)	14	18-Feb-21	03-Mar-21	26-Feb-21	11-Mar-21	170						
O2_C46150	Obtain Design Check Certificate & Method of Construction Check Certificate (Clause 5.4.3.11 & 5.4.3.12, Specs A)	7	04-Mar-21	10-Mar-21	12-Mar-21	18-Mar-21	170						
<b>EMPLOYER'S CONSENT</b>		56	11-Mar-21	05-May-21	19-Mar-21	13-May-21	170						




File Name: OWTF2\_3M\_2021.01  
 Layout: ORRC2\_WP\_2021.01\_3M  
 Task filter: TASK filters: 3MNM, 3MRPWP2.  
 Date Printed: 22-Feb-21  
 Page 6 of 13

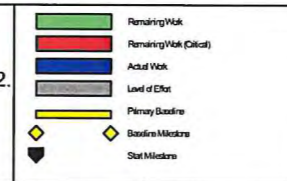


**Contract No. EP/SP/86/15**  
**Organic Waste Treatment Facilities, Phase 2**  
**Works Programme 2nd Issue**  
**3-Months Rolling Programme**

Date	Revision	Checked	Approved
31-Jan-21			



File Name: OWTF2\_3M\_2021.01  
 Layout: ORRC2\_WP\_2021.01\_3M  
 Task filter: TASK filters: 3MNM, 3MRPWP2  
 Date Printed: 22-Feb-21  
 Page 7 of 13



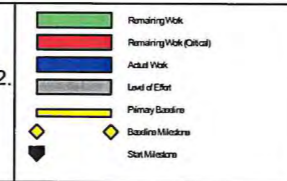
**Contract No. EP/SP/86/15**  
**Organic Waste Treatment Facilities, Phase 2**  
**Works Programme 2nd Issue**  
**3-Months Rolling Programme**

Date	Revision	Checked	Approved
31-Jan-21			

Activity ID	Activity Name	Original Duration	Baseline Start Date	Baseline Finish Date	Start	Finish	Total Float	2021					
								Jan	Feb	Mar	Apr	May	Jun
O2_C56230	Submit Two Complete Sets Energy Recovery and CHP to IC, ER for Register Design (Clause 5.4.3.22, Specs A)	7	24-Mar-21	30-Mar-21	23-Apr-21	29-Apr-21	22						
O2_C56240	Design Registered - Energy Recovery and CHP	7	31-Mar-21	06-Apr-21	30-Apr-21	06-May-21	22						
<b>C5.8 - WASTEWATER TREATMENT PLANT</b>								166	16-Jan-21	17-Apr-21	18-Sep-20 A	04-May-21	51
<b>IC CHECKING &amp; CERTIFICATION</b>								166	16-Jan-21	13-Mar-21	18-Sep-20 A	30-Mar-21	51
O2_C58120	IC Comment on the re-submitted Wastewater Treatment Plant (Clause 5.4.3.9, Specs A)	14	16-Jan-21	29-Jan-21	18-Sep-20 A	11-Feb-21	54						
O2_C58130	Submit further information for the re-submitted Wastewater Treatment Plant to IC (Clause 5.4.3.9, Specs A)	22	30-Jan-21	20-Feb-21	10-Nov-20 A	09-Mar-21	51						
O2_C58140	IC Certify Wastewater Treatment Plant (Clause 5.4.3.9, Specs A)	14	21-Feb-21	06-Mar-21	10-Mar-21	23-Mar-21	51						
O2_C58150	Obtain Design Check Certificate & Method of Construction Check Certificate (Clause 5.4.3.11 & 5.4.3.12, Specs A)	7	07-Mar-21	13-Mar-21	24-Mar-21	30-Mar-21	51						
<b>EMPLOYER'S CONSENT</b>								35	14-Mar-21	17-Apr-21	31-Mar-21	04-May-21	51
O2_C58200	Submit Design Check Certificate & Method of Construction Check Certificate to ER (Clause 5.4.3.16, Specs A)	7	14-Mar-21	20-Mar-21	31-Mar-21	06-Apr-21	51						
O2_C58210	ER Comment on the submitted Wastewater Treatment Plant (Clause 5.4.3.17.c, Specs A)	14	21-Mar-21	03-Apr-21	07-Apr-21	20-Apr-21	51						
O2_C58220	ER Consented Wastewater Treatment Plant (Clause 5.4.3.17.a, Specs A)	0		03-Apr-21		20-Apr-21	51						
O2_C58230	Submit Two Complete Sets Wastewater Treatment Plant to IC, ER for Register Design (Clause 5.4.3.22, Specs A)	7	04-Apr-21	10-Apr-21	21-Apr-21	27-Apr-21	51						
O2_C58240	Design Registered - Wastewater Treatment Plant	7	11-Apr-21	17-Apr-21	28-Apr-21	04-May-21	51						
<b>C5.9 - CENTRALISED AIR POLLUTION CONTROL SYSTEM</b>								162	28-Dec-20	17-Apr-21	05-Dec-20 A	11-May-21	77
<b>IC CHECKING &amp; CERTIFICATION</b>								162	28-Dec-20	13-Mar-21	05-Dec-20 A	06-Apr-21	77
O2_C59100	IC Comment on the submitted CAPC System (Clause 5.4.3.9, Specs A)	14	28-Dec-20	10-Jan-21	05-Dec-20 A	30-Dec-20 A	87						
O2_C59110	Submit further information for the submitted CAPC System to IC (Clause 5.4.3.9, Specs A)	44	11-Jan-21	30-Jan-21	31-Dec-20 A	13-Feb-21	87						
O2_C59120	IC Comment on the re-submitted CAPC System (Clause 5.4.3.9, Specs A)	14	31-Jan-21	13-Feb-21	14-Feb-21	27-Feb-21	87						
O2_C59130	Submit further information for the re-submitted CAPC System to IC (Clause 5.4.3.9, Specs A)	7	14-Feb-21	20-Feb-21	10-Mar-21	16-Mar-21	77						
O2_C59140	IC Certify CAPC System (Clause 5.4.3.9, Specs A)	14	21-Feb-21	06-Mar-21	17-Mar-21	30-Mar-21	77						
O2_C59150	Obtain Design Check Certificate & Method of Construction Check Certificate (Clause 5.4.3.11 & 5.4.3.12, Specs A)	7	07-Mar-21	13-Mar-21	31-Mar-21	06-Apr-21	77						
<b>EMPLOYER'S CONSENT</b>								35	14-Mar-21	17-Apr-21	07-Apr-21	11-May-21	77
O2_C59200	Submit Design Check Certificate & Method of Construction Check Certificate to ER (Clause 5.4.3.16, Specs A)	7	14-Mar-21	20-Mar-21	07-Apr-21	13-Apr-21	77						
O2_C59210	ER Comment on the submitted CAPC System (Clause 5.4.3.17.c, Specs A)	14	21-Mar-21	03-Apr-21	14-Apr-21	27-Apr-21	77						
O2_C59220	ER Consented CAPC System (Clause 5.4.3.17.a, Specs A)	0		03-Apr-21		27-Apr-21	77						
O2_C59230	Submit Two Complete Sets CAPC System to IC, ER for Register Design (Clause 5.4.3.22, Specs A)	7	04-Apr-21	10-Apr-21	28-Apr-21	04-May-21	77						
O2_C59240	Design Registered - CAPC System	7	11-Apr-21	17-Apr-21	05-May-21	11-May-21	77						
<b>C5.11 - ELECTRICAL WORKS (PROCESS)</b>								152	23-Jan-21	30-Apr-21	17-Dec-20 A	01-May-21	69
<b>IC CHECKING &amp; CERTIFICATION</b>								152	23-Jan-21	01-Apr-21	17-Dec-20 A	02-Apr-21	69
O2_C51110	Submit further information for the submitted Electrical Works to IC (Clause 5.4.3.9, Specs A)	7	23-Jan-21	29-Jan-21	17-Dec-20 A	29-Dec-20 A	69						
O2_C51120	IC Comment on the re-submitted Electrical Works (Clause 5.4.3.9, Specs A)	14	30-Jan-21	12-Feb-21	30-Dec-20 A	13-Feb-21	69						
O2_C51130	Submit further information for the re-submitted Electrical Works to IC (Clause 5.4.3.9, Specs A)	27	13-Feb-21	11-Mar-21	14-Feb-21	12-Mar-21	69						
O2_C51140	IC Certify Electrical Works (Clause 5.4.3.9, Specs A)	14	12-Mar-21	25-Mar-21	13-Mar-21	26-Mar-21	69						
O2_C51150	Obtain Design Check Certificate & Method of Construction Check Certificate (Clause 5.4.3.11 & 5.4.3.12, Specs A)	7	26-Mar-21	01-Apr-21	27-Mar-21	02-Apr-21	69						
<b>EMPLOYER'S CONSENT</b>								29	02-Apr-21	30-Apr-21	03-Apr-21	01-May-21	69
O2_C511200	Submit Design Check Certificate & Method of Construction Check Certificate to ER (Clause 5.4.3.16, Specs A)	1	02-Apr-21	02-Apr-21	03-Apr-21	03-Apr-21	69						
O2_C511210	ER Comment on the submitted Electrical Works (Clause 5.4.3.17.c, Specs A)	14	03-Apr-21	16-Apr-21	04-Apr-21	17-Apr-21	69						
O2_C511240	ER Consented Electrical Works (Clause 5.4.3.17.a, Specs A)	0		16-Apr-21		17-Apr-21	69						
O2_C511250	Submit Two Complete Sets Electrical Works to IC, ER for Register Design (Clause 5.4.3.22, Specs A)	7	17-Apr-21	23-Apr-21	18-Apr-21	24-Apr-21	69						
O2_C511260	Design Registered - Electrical Works	7	24-Apr-21	30-Apr-21	25-Apr-21	01-May-21	69						
<b>C5.12 - LIFTING APPLIANCE</b>								112	11-Jan-21	04-Apr-21	17-Dec-20 A	22-Apr-21	27
<b>IC CHECKING &amp; CERTIFICATION</b>								77	11-Jan-21	28-Feb-21	17-Dec-20 A	18-Mar-21	27
O2_C512110	Submit further information for the submitted Lifting Appliance to IC (Clause 5.4.3.9, Specs A)	29	11-Jan-21	17-Jan-21	17-Dec-20 A	04-Feb-21	27						
O2_C512120	IC Comment on the re-submitted Lifting Appliance (Clause 5.4.3.9, Specs A)	14	18-Jan-21	31-Jan-21	05-Feb-21	18-Feb-21	27						
O2_C512130	Submit further information for the re-submitted Lifting Appliance to IC (Clause 5.4.3.9, Specs A)	7	01-Feb-21	07-Feb-21	19-Feb-21	25-Feb-21	27						
O2_C512140	IC Certify Lifting Appliance (Clause 5.4.3.9, Specs A)	14	08-Feb-21	21-Feb-21	26-Feb-21	11-Mar-21	27						
O2_C512150	Obtain Design Check Certificate & Method of Construction Check Certificate (Clause 5.4.3.11 & 5.4.3.12, Specs A)	7	22-Feb-21	28-Feb-21	12-Mar-21	18-Mar-21	27						
<b>EMPLOYER'S CONSENT</b>								35	01-Mar-21	04-Apr-21	19-Mar-21	22-Apr-21	27
O2_C512200	Submit Design Check Certificate & Method of Construction Check Certificate to ER (Clause 5.4.3.16, Specs A)	7	01-Mar-21	07-Mar-21	19-Mar-21	25-Mar-21	27						
O2_C512210	ER Comment on the submitted Lifting Appliance (Clause 5.4.3.17.c, Specs A)	14	08-Mar-21	21-Mar-21	26-Mar-21	08-Apr-21	27						
O2_C512240	ER Consented Lifting Appliance (Clause 5.4.3.17.a, Specs A)	0		21-Mar-21		08-Apr-21	27						
O2_C512250	Submit Two Complete Sets Lifting Appliance to IC, ER for Register Design (Clause 5.4.3.22, Specs A)	7	22-Mar-21	28-Mar-21	09-Apr-21	15-Apr-21	27						
O2_C512260	Design Registered - Lifting Appliance	7	29-Mar-21	04-Apr-21	16-Apr-21	22-Apr-21	27						
<b>STAGE 1 SUBMISSIONS (Process Design)</b>								174	10-Nov-20	21-Aug-21	10-Nov-20 A	22-Jul-21	536
<b>C5.3 - PRE-TREATMENT SYSTEM (HAMMER MILL, LIQUID STORAGE, CONVEYORS)</b>								86	10-Nov-20	03-Feb-21	10-Nov-20 A	11-May-21	608
<b>C5.3 - STAGE 1 - PRE-TREATMENT SYSTEM</b>								86	10-Nov-20	03-Feb-21	10-Nov-20 A	11-May-21	608
<b>IC CHECKING &amp; CERTIFICATION</b>								86	10-Nov-20	11-Jan-21	10-Nov-20 A	18-Apr-21	608
O2_C53100	IC Comment on the submitted Pre-Treatment System (Clause 5.4.3.9, Specs A)	14	10-Nov-20	23-Nov-20	10-Nov-20 A	28-Feb-21	608						
O2_C53110	Submit further information for the submitted Pre-Treatment System to IC (Clause 5.4.3.9, Specs A)	7	24-Nov-20	30-Nov-20	01-Mar-21	07-Mar-21	608						
O2_C53120	IC Comment on the re-submitted Pre-Treatment System (Clause 5.4.3.9, Specs A)	14	01-Dec-20	14-Dec-20	08-Mar-21	21-Mar-21	608						
O2_C53130	Submit further information for the re-submitted Pre-Treatment System to IC (Clause 5.4.3.9, Specs A)	7	15-Dec-20	21-Dec-20	22-Mar-21	28-Mar-21	608						
O2_C53140	IC Certify Pre-Treatment System (Clause 5.4.3.9, Specs A)	14	22-Dec-20	04-Jan-21	29-Mar-21	11-Apr-21	608						
O2_C53150	Obtain Design Check Certificate & Method of Construction Check Certificate (Clause 5.4.3.11 & 5.4.3.12, Specs A)	7	05-Jan-21	11-Jan-21	12-Apr-21	18-Apr-21	608						
<b>EMPLOYER'S CONSENT</b>								23	12-Jan-21	03-Feb-21	19-Apr-21	11-May-21	608
O2_C53200	Submit Design Check Certificate & Method of Construction Check Certificate to ER (Clause 5.4.3.16, Specs A)	2	12-Jan-21	13-Jan-21	19-Apr-21	20-Apr-21	608						
O2_C53210	ER Comment on the submitted Pre-Treatment System (Clause 5.4.3.17.a, Specs A)	14	14-Jan-21	27-Jan-21	21-Apr-21	04-May-21	608						
O2_C53220	ER Consented Pre-Treatment System (Clause 5.4.3.17.a, Specs A)	0		27-Jan-21		04-May-21	608						
O2_C53230	Submit Two Complete Sets Pre-Treatment System to IC, ER for Register Design (Clause 5.4.3.22, Specs A)	7	28-Jan-21	03-Feb-21	05-May-21	11-May-21	608						
O2_C53240	Design Registered - Pre-Treatment System	7	28-Jan-21	03-Feb-21	05-May-21	11-May-21	608						

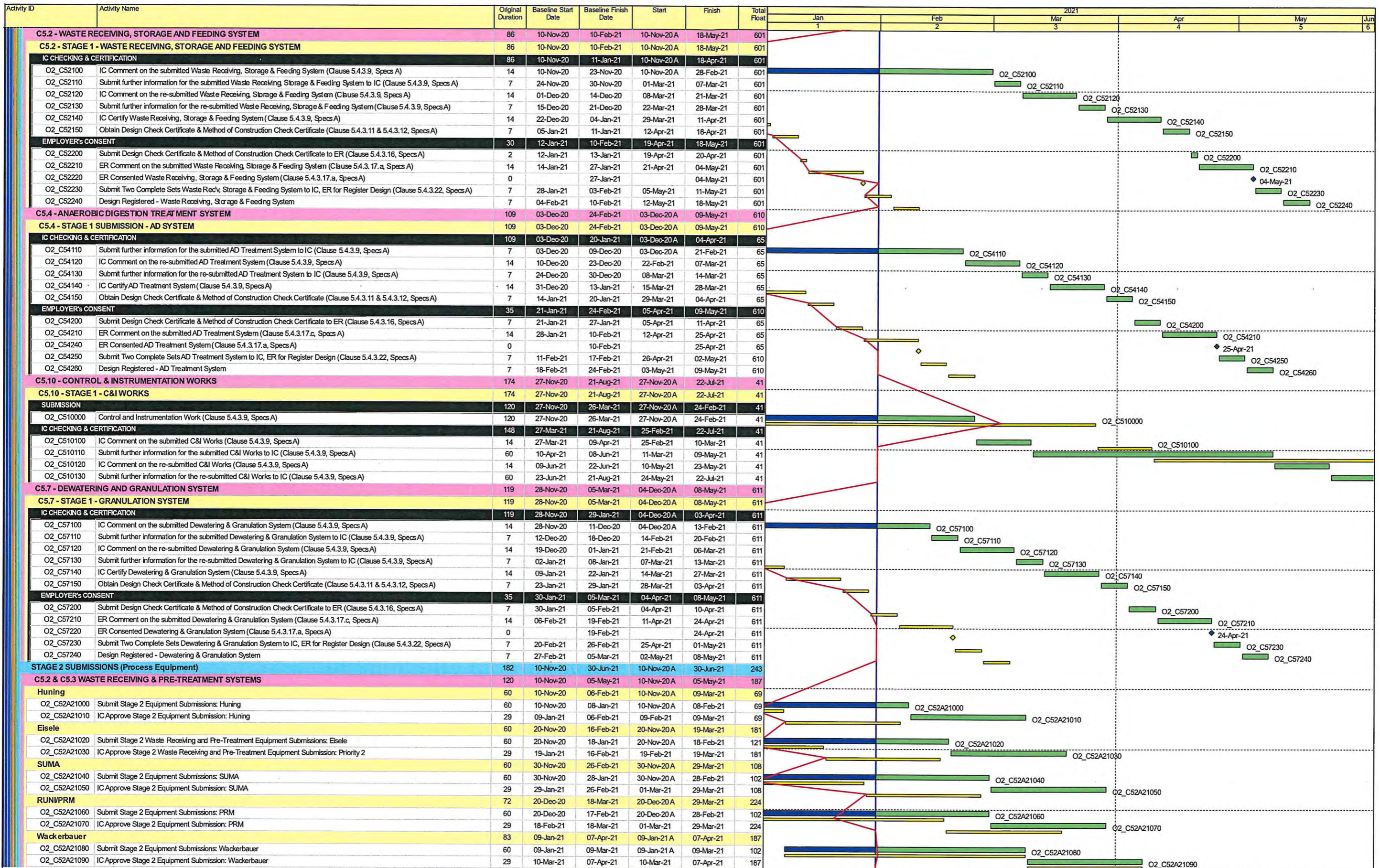


File Name: OWTF2\_3M\_2021.01  
 Layout: ORRC2\_WP\_2021.01\_3M  
 Task filter: TASK filters: 3MNM, 3MRPWP.2  
 Date Printed: 22-Feb-21  
 Page 8 of 13




**Contract No. EP/SP/86/15**  
**Organic Waste Treatment Facilities, Phase 2**  
**Works Programme 2nd Issue**  
**3-Months Rolling Programme**

Date	Revision	Checked	Approved
31-Jan-21			



File Name: OWTF2\_3M\_2021.01  
 Layout: ORRC2\_WP\_2021.01\_3M  
 Task filter: TASK filters: 3MNM, 3MRPWP2.  
 Date Printed: 22-Feb-21  
 Page 9 of 13



**Contract No. EP/SP/86/15**  
**Organic Waste Treatment Facilities, Phase 2**  
**Works Programme 2nd Issue**  
**3-Months Rolling Programme**

Date	Revision	Checked	Approved
31-Jan-21			

Activity ID	Activity Name	Original Duration	Baseline Start Date	Baseline Finish Date	Start	Finish	Total Float	2021					
								Jan 1	Feb 2	Mar 3	Apr 4	May 5	Jun 6
<b>Priority 3</b>		57	10-Mar-21	05-May-21	10-Mar-21	05-May-21	183						
O2_C52A21100	Submit Stage 2 Waste Receiving and Pre-Treatment Equipment Submissions: Priority 3	28	10-Mar-21	06-Apr-21	10-Mar-21	06-Apr-21	102						
O2_C52A21110	IC Approve Stage 2 Waste Receiving and Pre-Treatment Equipment Submission: Priority 3	29	07-Apr-21	05-May-21	07-Apr-21	05-May-21	183						
<b>C5.4 - ANAEROBIC DIGESTION TREATMENT SYSTEM</b>		107	19-Nov-20	17-May-21	19-Nov-20 A	17-May-21	265						
<b>SUMA</b>		60	19-Nov-20	15-Feb-21	19-Nov-20 A	18-Mar-21	272						
O2_C54A21000	Submit Stage 2 Equipment Submissions: SUMA	60	19-Nov-20	17-Jan-21	19-Nov-20 A	17-Feb-21	43						
O2_C54A21010	IC Approve Stage 2 Equipment Submission: SUMA	29	18-Jan-21	15-Feb-21	18-Feb-21	18-Mar-21	272						
<b>AAT</b>		60	29-Nov-20	25-Feb-21	29-Nov-20 A	28-Mar-21	101						
O2_C54A21020	Submit Stage 2 Equipment Submissions: AAT	60	29-Nov-20	27-Jan-21	29-Nov-20 A	27-Feb-21	43						
O2_C54A21030	IC Approve Stage 2 Equipment Submission: AAT	29	28-Jan-21	25-Feb-21	28-Feb-21	28-Mar-21	101						
<b>Wangen</b>		65	09-Dec-20	07-Mar-21	09-Dec-20 A	06-Apr-21	141						
O2_C54A21040	Submit Stage 2 Equipment Submissions: Wangen	60	09-Dec-20	06-Feb-21	09-Dec-20 A	08-Mar-21	43						
O2_C54A21050	IC Approve Stage 2 Equipment Submission: Wangen	29	07-Feb-21	07-Mar-21	09-Mar-21	06-Apr-21	141						
<b>Vogelsang</b>		77	19-Dec-20	17-Mar-21	19-Dec-20 A	17-Apr-21	295						
O2_C54A21060	Submit Stage 2 Equipment Submissions: Vogelsang	60	19-Dec-20	16-Feb-21	19-Dec-20 A	19-Mar-21	43						
O2_C54A21070	IC Approve Stage 2 Equipment Submission: Vogelsang	29	17-Feb-21	17-Mar-21	20-Mar-21	17-Apr-21	295						
<b>Flight</b>		77	29-Dec-20	27-Mar-21	29-Dec-20 A	27-Apr-21	247						
O2_C54A21080	Submit Stage 2 Equipment Submissions: Flight	60	29-Dec-20	26-Feb-21	29-Dec-20 A	29-Mar-21	43						
O2_C54A21090	IC Approve Stage 2 Equipment Submission: Flight	29	27-Feb-21	27-Mar-21	30-Mar-21	27-Apr-21	247						
<b>Priority 2</b>		89	28-Jan-21	26-Apr-21	28-Jan-21 A	30-Apr-21	60						
O2_C54A21100	Submit Stage 2 AD Equipment Submissions: Priority 2	60	28-Jan-21	28-Mar-21	28-Jan-21 A	01-Apr-21	43						
O2_C54A21110	IC Approve Stage 2 AD Equipment Submission: Priority 2	29	29-Mar-21	26-Apr-21	02-Apr-21	30-Apr-21	60						
<b>Priority 3</b>		100	07-Feb-21	17-May-21	07-Feb-21	17-May-21	43						
O2_C54A21120	Submit Stage 2 AD Equipment Submissions: Priority 3	71	07-Feb-21	18-Apr-21	07-Feb-21	18-Apr-21	43						
O2_C54A21130	IC Approve Stage 2 AD Equipment Submission: Priority 3	29	19-Apr-21	17-May-21	19-Apr-21	17-May-21	43						
<b>C5.7 - DEWATERING AND GRANULATION SYSTEM</b>		146	28-Nov-20	25-May-21	28-Nov-20 A	25-May-21	279						
<b>Dorset</b>		67	28-Nov-20	05-Jan-21	28-Nov-20 A	08-Mar-21	162						
O2_C57A21000	Submit Stage 2 Equipment Submissions: Dorset	10	28-Nov-20	07-Dec-20	28-Nov-20 A	07-Feb-21	162						
O2_C57A21010	IC Approve Stage 2 Equipment Submission: Dorset	29	08-Dec-20	05-Jan-21	08-Feb-21	08-Mar-21	162						
<b>Huning</b>		105	28-Nov-20	10-Apr-21	28-Nov-20 A	10-Apr-21	194						
O2_C57A21020	Submit Stage 2 Equipment Submissions: Huning	105	28-Nov-20	12-Mar-21	28-Nov-20 A	12-Mar-21	20						
O2_C57A21030	IC Approve Stage 2 Equipment Submission: Huning	29	13-Mar-21	10-Apr-21	13-Mar-21	10-Apr-21	194						
<b>Borger</b>		98	13-Dec-20	11-Mar-21	13-Dec-20 A	08-Apr-21	145						
O2_C57A21040	Submit Stage 2 Equipment Submissions: Borger	60	13-Dec-20	10-Feb-21	13-Dec-20 A	10-Mar-21	20						
O2_C57A21050	IC Approve Stage 2 Equipment Submission: Borger	29	11-Feb-21	11-Mar-21	11-Mar-21	08-Apr-21	145						
<b>Alfa Laval</b>		98	28-Dec-20	26-Mar-21	28-Dec-20 A	23-Apr-21	216						
O2_C57A21060	Submit Stage 2 Equipment Submissions: Alfa Laval	60	28-Dec-20	25-Feb-21	28-Dec-20 A	25-Mar-21	20						
O2_C57A21070	IC Approve Stage 2 Equipment Submission: Alfa Laval	29	28-Feb-21	26-Mar-21	26-Mar-21	23-Apr-21	216						
<b>Wangen</b>		70	12-Jan-21	10-Apr-21	12-Jan-21 A	10-Apr-21	278						
O2_C57A21080	Submit Stage 2 Equipment Submissions: Wangen	60	12-Jan-21	12-Mar-21	12-Jan-21 A	12-Mar-21	20						
O2_C57A21090	IC Approve Stage 2 Equipment Submission: Wangen	29	13-Mar-21	10-Apr-21	13-Mar-21	10-Apr-21	278						
<b>Prominent</b>		84	27-Jan-21	25-Apr-21	27-Jan-21 A	25-Apr-21	309						
O2_C57A21100	Submit Stage 2 Equipment Submissions: Prominent	60	27-Jan-21	27-Mar-21	27-Jan-21 A	27-Mar-21	20						
O2_C57A21110	IC Approve Stage 2 Equipment Submission: Prominent	29	28-Mar-21	25-Apr-21	28-Mar-21	25-Apr-21	309						
<b>Priority 2</b>		89	11-Feb-21	10-May-21	11-Feb-21	10-May-21	136						
O2_C57A21120	Submit Stage 2 Dewatering and Granulation Equipment Submissions: Priority 2	60	11-Feb-21	11-Apr-21	11-Feb-21	11-Apr-21	20						
O2_C57A21130	IC Approve Stage 2 Dewatering and Granulation Equipment Submission: Priority 2	29	12-Apr-21	10-May-21	12-Apr-21	10-May-21	136						
<b>Priority 3</b>		89	26-Feb-21	25-May-21	26-Feb-21	25-May-21	121						
O2_C57A21140	Submit Stage 2 Dewatering and Granulation Equipment Submissions: Priority 3	60	26-Feb-21	26-Apr-21	26-Feb-21	26-Apr-21	20						
O2_C57A21150	IC Approve Stage 2 Dewatering and Granulation Equipment Submission: Priority 3	29	27-Apr-21	25-May-21	27-Apr-21	25-May-21	121						
<b>C5.10 - CONTROL &amp; INSTRUMENTATION WORKS</b>		96	27-Mar-21	30-Jun-21	27-Mar-21	30-Jun-21	56						
<b>All Equipment Submissions</b>		96	27-Mar-21	30-Jun-21	27-Mar-21	30-Jun-21	56						
O2_C510A2100	Submit Stage 2 C&I Equipment Submissions:	96	27-Mar-21	30-Jun-21	27-Mar-21*	30-Jun-21	56						
<b>STAGE 3 SUBMISSIONS (Process Installation)</b>		65	07-Apr-21	10-Jun-21	07-Apr-21	10-Jun-21	126						
<b>C5.2 - STAGE 3 - WASTE RECEIVING, STORAGE AND FEEDING SYSTEM</b>		65	07-Apr-21	10-Jun-21	07-Apr-21	10-Jun-21	102						
<b>SUBMISSION</b>		30	07-Apr-21	06-May-21	07-Apr-21	06-May-21	102						
O2_C52-A3000	Stage 3 - Waste Receiving, Storage & Feeding System (Clause 5.4.3.9, Specs A)	30	07-Apr-21	06-May-21	07-Apr-21	06-May-21	102						
<b>IC CHECKING &amp; CERTIFICATION</b>		35	07-May-21	10-Jun-21	07-May-21	10-Jun-21	102						
O2_C52-A3010	IC Comment on the submitted Waste Receiving, Storage & Feeding System (Clause 5.4.3.9, Specs A)	14	07-May-21	20-May-21	07-May-21	20-May-21	102						
O2_C52-A3020	Submit further information for the submitted Waste Receiving Storage & Feeding System to IC (Clause 5.4.3.9, Specs A)	7	21-May-21	27-May-21	21-May-21	27-May-21	102						
O2_C52-A3030	IC Comment on the re-submitted Waste Receiving Storage & Feeding System (Clause 5.4.3.9, Specs A)	14	28-May-21	10-Jun-21	28-May-21	10-Jun-21	102						
<b>C5.3 - STAGE 3 - PRE-TREATMENT SYSTEM</b>		65	07-Apr-21	10-Jun-21	07-Apr-21	10-Jun-21	126						
<b>SUBMISSION</b>		30	07-Apr-21	06-May-21	07-Apr-21	06-May-21	126						
O2_C53-A3000	Stage 3 - Pre-Treatment System (Clause 5.4.3.9, Specs A)	30	07-Apr-21	06-May-21	07-Apr-21	06-May-21	126						
<b>IC CHECKING &amp; CERTIFICATION</b>		35	07-May-21	10-Jun-21	07-May-21	10-Jun-21	126						
O2_C53-A3010	IC Comment on the submitted Pre-Treatment System (Clause 5.4.3.9, Specs A)	14	07-May-21	20-May-21	07-May-21	20-May-21	126						
O2_C53-A3020	Submit further information for the submitted Pre-Treatment System to IC (Clause 5.4.3.9, Specs A)	7	21-May-21	27-May-21	21-May-21	27-May-21	126						
O2_C53-A3030	IC Comment on the re-submitted Pre-Treatment System (Clause 5.4.3.9, Specs A)	14	28-May-21	10-Jun-21	28-May-21	10-Jun-21	126						
<b>C5.4 - STAGE 3 SUBMISSION - AD SYSTEM</b>		44	19-Apr-21	01-Jun-21	19-Apr-21	01-Jun-21	112						
<b>SUBMISSION</b>		30	19-Apr-21	18-May-21	19-Apr-21	18-May-21	112						



File Name: OWTF2\_3M\_2021.01  
 Layout: ORRC2\_WP\_2021.01\_3M  
 Task filter: TASK filters: 3MNM, 3MRPWP2.  
 Date Printed: 22-Feb-21



**Contract No. EP/SP/86/15**  
**Organic Waste Treatment Facilities, Phase 2**  
**Works Programme 2nd Issue**  
**3-Months Rolling Programme**

Date	Revision	Checked	Approved
31-Jan-21			

Activity ID	Activity Name	Original Duration	Baseline Start Date	Baseline Finish Date	Start	Finish	Total Float	2021					
								Jan	Feb	Mar	Apr	May	Jun
O2_C54-A3000	Stage 3- Anaerobic Digestion Treatment System (Clause 5.4.3.9, Specs A)	30	19-Apr-21	18-May-21	19-Apr-21	18-May-21	112						
<b>IC CHECKING &amp; CERTIFICATION</b>													
O2_C54-A3010	IC Comment on the submitted AD Treatment System (Clause 5.4.3.9, Specs A)	14	19-May-21	01-Jun-21	19-May-21	01-Jun-21	112						
<b>C5.7 - STAGE 3 - GRANULATION SYSTEM</b>													
<b>SUBMISSION</b>													
O2_C57-A3000	Stage 3 - Dewatering & Granulation System (Clause 5.4.3.9, Specs A)	30	27-Apr-21	26-May-21	27-Apr-21	26-May-21	20						
<b>IC CHECKING &amp; CERTIFICATION</b>													
O2_C57-A3010	IC Comment on the submitted Dewatering & Granulation System (Clause 5.4.3.9, Specs A)	14	27-May-21	09-Jun-21	27-May-21	09-Jun-21	20						
<b>CIVIL, STRUCTURAL AND BUILDING WORKS</b>													
<b>RECEPTION BUILDING (INCLUDING ADMINISTRATION BUILDING)</b>													
<b>RC WORKS - RECEPTION BUILDING @ GL SD-SJ/S1-S7 (INCLUDING VEHICLE WASHING AREA) (ZONE 1)</b>													
O2_CS2050a	Columns and Walls +38.325mPD	40	02-Dec-20	20-Jan-21	20-Nov-20 A	09-Apr-21	30						
O2_CS2070a	Ground slab and beams to +38.625mPD	40	21-Jan-21	11-Mar-21	10-Apr-21	07-Jun-21	30						
<b>RC WORKS - ADMINISTRATION BUILDING @ GL SA-SD/S2-S7 (INCLUDING STARCASE AREA) (ZONE 1)</b>													
O2_CS2239b	Installation of Earth Mat	10	21-Nov-20	02-Dec-20	07-Dec-20 A	11-Dec-20 A							
O2_CS2240	Ground Floor +38.625m (incl staircase area) +36.775mPD (Lift Pit)	34	16-Dec-20	27-Jan-21	16-Dec-20 A	06-Apr-21	56						
O2_CS2250	Columns, Walls and Slab to +43.225mPD (GF) (incl staircase area)	36	28-Jan-21	13-Mar-21	07-Apr-21	29-May-21	56						
<b>ANAEROBIC DIGESTION TANKS (4 AD Tanks)</b>													
<b>AD TANKS - FOUNDATION &amp; RC WORKS (FIRST 2 TANKS) (ZONE 2)</b>													
O2_CS3140	1st Lift of Chamber Wall for Tanks (5m height)	139	02-Dec-20	11-Mar-21	02-Dec-20 A	05-Jun-21	-32						
O2_CS3150	2nd Lift of Chamber Wall for Tanks (5m height)	20	28-Dec-20	20-Jan-21	11-Mar-21	07-Apr-21	-32						
O2_CS3160	3rd Lift of Chamber Wall for Tanks (5m height)	20	21-Jan-21	16-Feb-21	09-Apr-21	07-May-21	-32						
O2_CS3170	4th Lift of Chamber Wall for Tanks (5m height)	20	17-Feb-21	11-Mar-21	08-May-21	05-Jun-21	-32						
<b>AD TANKS - FOUNDATION &amp; RC WORKS (REMAINING 2 TANKS) (ZONE 2)</b>													
O2_CS3104a	Raft Footing for Tanks - Bay 7	10	04-Dec-20	15-Dec-20	07-Dec-20 A	16-Dec-20 A							
<b>BIOGAS STORAGE TANKS, DIGESTATE TANK &amp; PUMP ROOM</b>													
<b>DIGESTATE TANK (ZONE 2)</b>													
O2_CS3620a	1st Lift of Chamber Wall for Tanks (4m height)	20	02-Dec-20	24-Dec-20	17-Feb-21	07-Jun-21	79						
O2_CS3621a	2nd Lift of Chamber Wall for Tanks (4m height)	20	28-Dec-20	20-Jan-21	12-Mar-21	09-Apr-21	79						
O2_CS3622a	3rd Lift of Chamber Wall for Tanks (4m height)	20	21-Jan-21	16-Feb-21	10-Apr-21	08-May-21	79						
O2_CS3623a	4th Lift of Chamber Wall for Tanks (4m height)	20	17-Feb-21	11-Mar-21	11-May-21	07-Jun-21	79						
<b>BOUNDARY WALL (ZONE 2)</b>													
O2_CS3800a	RC Upstand	85	16-Sep-20	31-Dec-20	16-Sep-20 A	09-Feb-21	293						
O2_CS3840	Backfilling	30	02-Jan-21	05-Feb-21	10-Feb-21	19-Mar-21	293						
<b>GRANULATION BUILDING &amp; FACILITIES</b>													
<b>SUBSTRUCTURE (GL NA-NI / N1-N7)</b>													
O2_CS4070	Construct Base Slab +31.050mPD	60	21-Dec-20	06-Mar-21	21-Dec-20 A	30-Apr-21	-3						
O2_CS4080	Column and Wall up to +38.075mPD	60	02-Feb-21	23-Apr-21	23-Mar-21	21-Jun-21	-39						
O2_CS4095a	Tower Crane Erection	12	05-Mar-21	18-Mar-21	28-Apr-21	15-May-21	-15						
<b>EXTERNAL WORKS</b>													
O2_CS6060	Standby Flare slab (incl. mini-piling)	48	16-Dec-20	16-Feb-21	16-Dec-19 A	10-Feb-21	72						
O2_CS6110	Geotechnical Works (slope stabilization etc.)	140	12-Mar-21	29-Sep-21	11-Feb-21	28-Aug-21	72						
<b>E&amp;M MAJOR EQUIPMENT PROCUREMENT (AGRIVERT)</b>													
<b>C5.2 &amp; C5.3 WASTE RECEIVING &amp; PRE-TREATMENT SYSTEMS</b>													
<b>Huning</b>													
O2_C52-P1000	Preparation of Purchase Order and LOA: Huning	12	09-Jan-21	20-Jan-21	09-Feb-21*	20-Feb-21	93						
O2_C52-P1010	LOA Issued to Supplier: Huning	0	14-Feb-21		17-Mar-21		69						
O2_C52-P1020	***Earliest Date to place orders: Huning Equipment:	0	15-Feb-21		17-Mar-21*		69						
O2_C52-P1030	Reception Bunker Bulk Unloading Lids (L1101 to 401) (inc. Hydraulic Power Unit): Place Purchase Order	0	15-Feb-21		17-Mar-21		69						
O2_C52-P1040	Waste Reception Push Floor Bunker (PF101/102/103 to 401/402/403): Place Purchase Order	0	15-Feb-21		17-Mar-21		69						
O2_C52-P1050	Reception Bunker Collecting Screw Conveyors (CO101 to 401): Place Purchase Order	0	15-Feb-21		17-Mar-21		69						
<b>Eisele</b>													
O2_C53-P3000	Preparation of Purchase Order and LOA: Eisele	12	19-Jan-21	30-Jan-21	19-Feb-21	02-Mar-21	205						
O2_C53-P3010	LOA Issued to Supplier: Eisele	0	24-Feb-21		27-Mar-21		181						
O2_C53-P3020	***Earliest Date to place orders: Eisele	0	29-Mar-21		29-Mar-21*		179						
<b>SUMA</b>													
O2_C53-P2000	Preparation of Purchase Order and LOA: SUMA	12	29-Jan-21	09-Feb-21	01-Mar-21	12-Mar-21	132						
O2_C53-P2010	LOA Issued to Supplier: SUMA	0	06-Mar-21		06-Apr-21		108						
O2_C53-P2020	***Earliest Date to place orders: SUMA Equipment:	0	29-Mar-21		06-Apr-21*		108						
O2_C53-P2030	Substrate Tanks Stirrers (MX101/102 to 401/402): Place Purchase Order	0	29-Mar-21		06-Apr-21		108						
<b>RUNI/PRM</b>													
O2_C53-P4000	Preparation of Purchase Order and LOA: Runi/PRM	10	18-Feb-21	27-Feb-21	01-Mar-21	10-Mar-21	224						
O2_C53-P4010	LOA Issued to Supplier: Runi/PRM	0	19-Mar-21		30-Mar-21		224						
<b>Wackerbauer</b>													
O2_C53-P5000	Preparation of Purchase Order and LOA: Wackerbauer	10	10-Mar-21	19-Mar-21	10-Mar-21	19-Mar-21	213						
O2_C53-P5010	LOA Issued to Supplier: Wackerbauer	0	15-Apr-21		15-Apr-21		187						
<b>All Other Suppliers</b>													
O2_C52-P6000	Preparation of Purchase Order and LOA: All other suppliers	10	07-Apr-21	16-Apr-21	07-Apr-21	16-Apr-21	209						
O2_C52-P6010	LOA Issued to Supplier: All other suppliers	0	13-May-21		13-May-21		183						
<b>C5.4 - ANAEROBIC DIGESTION TREATMENT SYSTEM</b>													
		88	18-Jan-21	17-May-21	18-Feb-21	17-May-21	273						

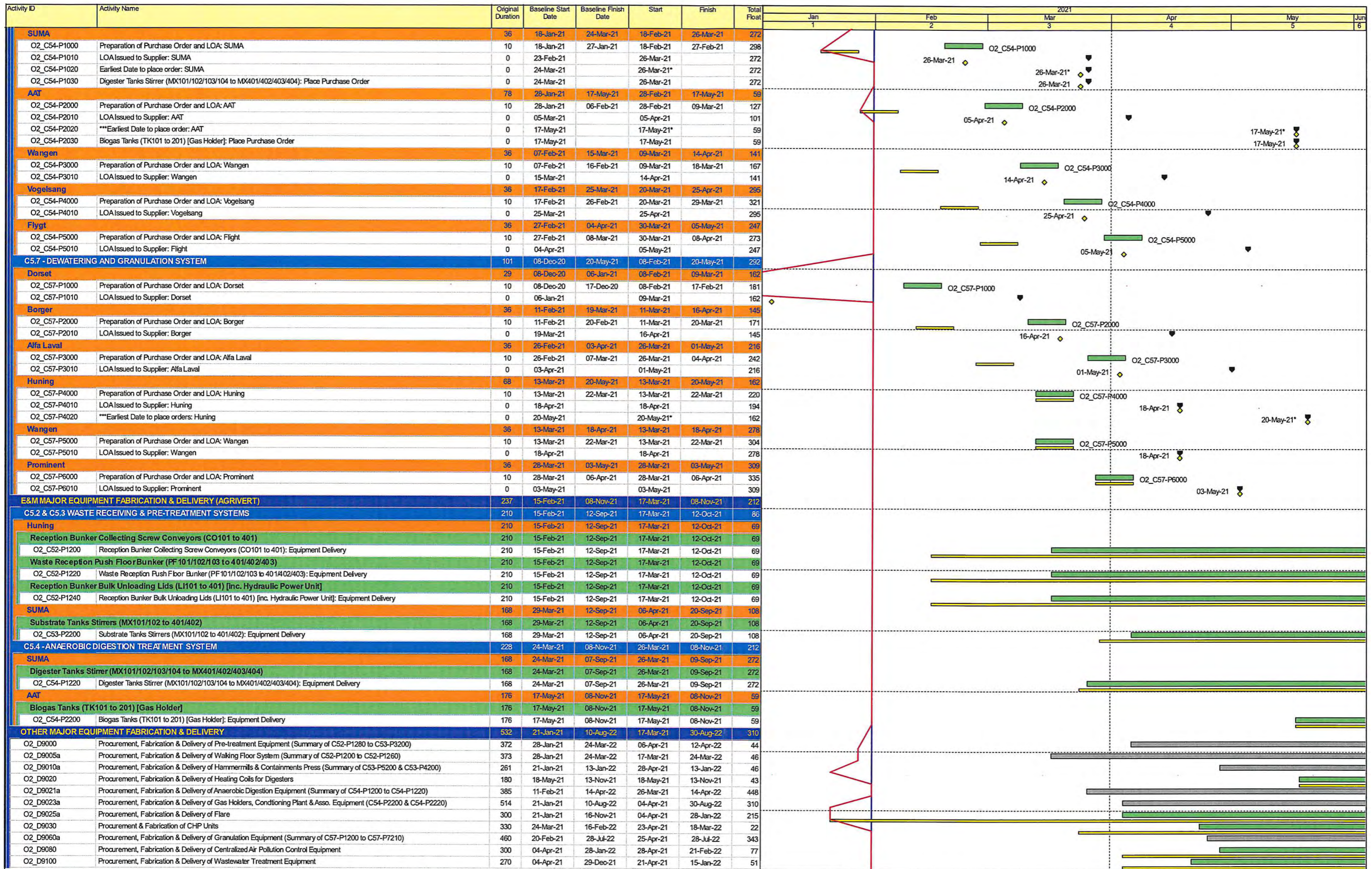


File Name: OWTF2\_3M\_2021.01  
 Layout: ORRC2\_WP\_2021.01\_3M  
 Task filter: TASK filters: 3MNM, 3MRPWP.2  
 Date Printed: 22-Feb-21  
 Page 11 of 13



Contract No. EP/SP/86/15  
 Organic Waste Treatment Facilities, Phase 2  
 Works Programme 2nd Issue  
 3-Months Rolling Programme

Date	Revision	Checked	Approved
31-Jan-21			



File Name: OWTF2\_3M\_2021.01  
 Layout: ORRC2\_WP\_2021.01\_3M  
 Task filter: TASK filters: 3MNM, 3MRPWP.2  
 Date Printed: 22-Feb-21  
 Page 12 of 13



**Contract No. EP/SP/86/15**  
**Organic Waste Treatment Facilities, Phase 2**  
**Works Programme 2nd Issue**  
**3-Months Rolling Programme**

Date	Revision	Checked	Approved
31-Jan-21			



Activity ID	Activity Name	Original Duration	Baseline Start Date	Baseline Finish Date	Start	Finish	Total Float	2021					
								Jan	Feb	Mar	Apr	May	Jun
O2_D9130	Procurement & Fabrication of HV Transformers	260	21-Apr-21	05-Jan-22	21-Apr-21	05-Jan-22	59						
O2_D9160	Procurement, Fabrication & Delivery of HV Switchboards	270	21-Apr-21	15-Jan-22	21-Apr-21	15-Jan-22	79						
O2_D9170	Procurement & Fabrication of LV Switchboards & MCC	270	21-Apr-21	15-Jan-22	21-Apr-21	15-Jan-22	66						
O2_D9250	Procurement, Fabrication & Delivery of Odour Control Ducts	240	04-Apr-21	29-Nov-21	28-Apr-21	23-Dec-21	119						
O2_D9270	Procurement, Fabrication & Delivery of Lifting Beams / Monorail Crane	240	22-Mar-21	16-Nov-21	09-Apr-21	04-Dec-21	27						
O2_D9280	Procurement, Fabrication & Delivery of PID Equipment / Material	240	12-Apr-21	07-Dec-21	21-May-21	15-Jan-22	166						
O2_D9300	Procurement, Fabrication & Delivery of Cooling Tower / Chillers	300	21-Apr-21	14-Feb-22	14-May-21	09-Mar-22	110						
O2_D9330a	Procurement, Fabrication & Delivery of Electrical Equipment / Material	240	21-Apr-21	16-Dec-21	21-Apr-21	16-Dec-21	126						
O2_D9340	Procurement, Fabrication & Delivery of ELV, ACS & CCTV	240	22-Apr-21	17-Dec-21	30-Apr-21	25-Dec-21	170						
O2_D9380	Procurement, Fabrication & Delivery of FS Equipment	240	13-Mar-21	07-Nov-21	10-May-21	04-Jan-22	152						
O2_D9400	Procurement, Fabrication & Delivery of Vehicle Washing Plant	240	22-Mar-21	16-Nov-21	04-May-21	29-Dec-21	183						
O2_D9420	Procurement, Fabrication & Delivery of Weightbridge	240	22-Mar-21	16-Nov-21	04-May-21	29-Dec-21	126						
O2_D9450	Procurement, Fabrication & Delivery of Chemical Storage & Dosing System	180	04-Apr-21	30-Sep-21	21-Apr-21	17-Oct-21	183						
<b>E &amp; M INSTALLATION WORKS</b>													
O2_EM0030	Installation of Conseal Conduits	136	28-Jan-21	28-Jun-21	07-Apr-21	11-Sep-21	62						
<b>STATUTORY INSPECTION (FSD, WA, EMSD)</b>													
<b>NGI - EMSD</b>													
O2_EM8520	Application for Construction Approval of NGI - Gas Holder (Form 104)	180	03-Aug-20	29-Jan-21	01-Feb-21	30-Jul-21	208						
<b>PLUMBING - WSD</b>													
O2_EM8600	Submission of WWO46 Pt I & II (AC Water Supply)	0	21-Apr-21		14-May-21		168						
O2_EM8700	Submission of WWO46 Pt I & II (FS)	0	12-Apr-21		21-May-21		157						
O2_EM8710	Submission of WWO46 Pt I & II (Plumbing)	0	12-Apr-21		21-May-21		157						
<b>ENVIRONMENTAL PROTECTION - EPD</b>													
O2_EM8930	EPD Submission & Approval for Air Pollution Control - Genset (Clause 2.4.13, Specs A)	240	13-Mar-21	07-Nov-21	10-May-21	04-Jan-22	55						
O2_EM8940	EPD Submission & Approval for Air Pollution Control - CHP & Flare (Clause 2.4.13, Specs A)	240	24-Mar-21	18-Nov-21	10-May-21	04-Jan-22	125						



File Name: OWTF2\_3M\_2021.01  
 Layout: ORRC2\_WP\_2021.01\_3M  
 Task filter: TASK filters: 3MNM, 3MRPWP2.  
 Date Printed: 22-Feb-21  
 Page 13 of 13

- Remaining Work
- Remaining Work (Critical)
- Actual Work
- Level of Effort
- Primary Baseline
- Baseline Milestone
- Start Milestone

**Contract No. EP/SP/86/15  
 Organic Waste Treatment Facilities, Phase 2  
 Works Programme 2nd Issue  
 3-Months Rolling Programme**

Date	Revision	Checked	Approved
31-Jan-21			

## **Appendix E**

### **Event and Action Plan**

### Event and Action Plan for Construction Noise

Event	Action			
	ET	IEC	ER	Contractor
Action Level Exceedance	<ol style="list-style-type: none"> <li>1. Notify IEC and Contractor;</li> <li>2. Carry out investigation;</li> <li>3. Report the results of investigation to the IEC and Contractor;</li> <li>4. Discuss with the Contractor and formulate remedial measures;</li> <li>5. Increase monitoring frequency to check mitigation effectiveness.</li> </ol>	<ol style="list-style-type: none"> <li>1. Review the investigation results submitted by the ET;</li> <li>2. Review the proposed remedial measures by the Contractor and advise the ER accordingly;</li> <li>3. Advise the ER on the effectiveness of the proposed remedial measures.</li> </ol>	<ol style="list-style-type: none"> <li>1. Confirm receipt of notification of exceedance in writing;</li> <li>2. Notify Contractor;</li> <li>3. In consultation with the IEC, agree with the Contractor on the remedial measures to be implemented;</li> <li>4. Supervise the implementation of remedial measures</li> </ol>	<ol style="list-style-type: none"> <li>1. Submit noise mitigation proposals to IEC;</li> <li>2. Implement noise mitigation proposals.</li> </ol>
Limit Level Exceedance	<ol style="list-style-type: none"> <li>1. Inform IEC, ER, EPD and Contractor;</li> <li>2. Repeat measurements to confirm findings;</li> <li>3. Increase monitoring frequency;</li> <li>4. Identify source and investigate the cause of exceedance;</li> <li>5. Carry out analysis of Contractor's working procedures;</li> <li>6. Discuss with IEC, Contractor and ER on remedial measures required;</li> <li>7. Assess effectiveness of Contractor's remedial actions and keep IEC, EPD and ER informed of the results;</li> <li>8. If exceedance stops, cease additional monitoring.</li> </ol>	<ol style="list-style-type: none"> <li>1. Discuss amongst ER, ET Leader and Contractor on the potential remedial actions;</li> <li>2. Review Contractors remedial actions whenever necessary to assure their effectiveness and advise the ER accordingly;</li> </ol>	<ol style="list-style-type: none"> <li>1. Confirm receipt of notification of exceedance in writing;</li> <li>2. Notify Contractor;</li> <li>3. In consolidation with the IEC, agree with the Contractor on the remedial measures to be implemented;</li> <li>4. Supervise the implementation of remedial measures;</li> <li>5. If exceedance continues, consider stopping the Contractor to continue working on that portion of work which causes exceedance until the exceedance is abated.</li> </ol>	<ol style="list-style-type: none"> <li>1. Take immediate action to avoid further exceedance;</li> <li>2. Submit proposals for remedial actions to IEC within 3 working days of notification;</li> <li>3. Implement the agreed proposals;</li> <li>4. Submit further proposals if problem still not under control;</li> <li>5. Stop the relevant portion of works as determined by the ER until the exceedance is abated.</li> </ol>

## **Appendix F**

### **Impact Monitoring Schedule of the Reporting Period and Coming Month**

**Impact Monitoring Schedule for reporting period – March 2021**

Date		Noise Monitoring (Leq30min)
Mon	1-Mar-21	
Tue	2-Mar-21	✓
Wed	3-Mar-21	
Thu	4-Mar-21	
Fri	5-Mar-21	
Sat	6-Mar-21	
Sun	7-Mar-21	
Mon	8-Mar-21	✓
Tue	9-Mar-21	
Wed	10-Mar-21	
Thu	11-Mar-21	
Fri	12-Mar-21	
Sat	13-Mar-21	
Sun	14-Mar-21	
Mon	15-Mar-21	
Tue	16-Mar-21	
Wed	17-Mar-21	
Thu	18-Mar-21	
Fri	19-Mar-21	✓
Sat	20-Mar-21	
Sun	21-Mar-21	
Mon	22-Mar-21	
Tue	23-Mar-21	
Wed	24-Mar-21	
Thu	25-Mar-21	✓
Fri	26-Mar-21	
Sat	27-Mar-21	
Sun	28-Mar-21	
Mon	29-Mar-21	
Tue	30-Mar-21	
Wed	31-Mar-21	✓

**Remark:**

	Public Holiday or Sunday
--	--------------------------

**Impact Monitoring Schedule for coming month – April 2021**

Date		Noise Monitoring (Leq30min)
Thu	1-Apr-21	
Fri	2-Apr-21	
Sat	3-Apr-21	
Sun	4-Apr-21	
Mon	5-Apr-21	
Tue	6-Apr-21	
Wed	7-Apr-21	✓
Thu	8-Apr-21	
Fri	9-Apr-21	
Sat	10-Apr-21	
Sun	11-Apr-21	
Mon	12-Apr-21	
Tue	13-Apr-21	✓
Wed	14-Apr-21	
Thu	15-Apr-21	
Fri	16-Apr-21	
Sat	17-Apr-21	
Sun	18-Apr-21	
Mon	19-Apr-21	✓
Tue	20-Apr-21	
Wed	21-Apr-21	
Thu	22-Apr-21	
Fri	23-Apr-21	
Sat	24-Apr-21	
Sun	25-Apr-21	
Mon	26-Apr-21	
Tue	27-Apr-21	
Wed	28-Apr-21	
Thu	29-Apr-21	
Fri	30-Apr-21	✓

**Remark:**

	Public Holiday or Sunday
--	--------------------------

## **Appendix G**

### **Calibration Certificates of Equipment**



輝創工程有限公司

Sun Creation Engineering Limited

Calibration & Testing Laboratory

# Certificate of Calibration

## 校正證書

Certificate No. : C204289

證書編號

ITEM TESTED / 送檢項目 (Job No. / 序引編號 : IC20-1324)

Date of Receipt / 收件日期 : 30 July 2020

Description / 儀器名稱 : Sound Calibrator (EQ086)

Manufacturer / 製造商 : Rion

Model No. / 型號 : NC-74

Serial No. / 編號 : 34657230

Supplied By / 委託者 : Action-United Environmental Services and Consulting  
Unit A, 20/F., Gold King Industrial Building,  
35-41 Tai Lin Pai Road, Kwai Chung, N.T.

### TEST CONDITIONS / 測試條件

Temperature / 溫度 :  $(23 \pm 2)^{\circ}\text{C}$

Relative Humidity / 相對濕度 :  $(50 \pm 25)\%$

Line Voltage / 電壓 : ---

### TEST SPECIFICATIONS / 測試規範

Calibration check

DATE OF TEST / 測試日期 : 2 August 2020

### TEST RESULTS / 測試結果

The results apply to the particular unit-under-test only.

The results do not exceed manufacturer's specification.


The results are detailed in the subsequent page(s).

The test equipment used for calibration are traceable to National Standards via :

- The Government of The Hong Kong Special Administrative Region Standard & Calibration Laboratory
- The Bruel & Kjaer Calibration Laboratory, Denmark
- Agilent Technologies / Keysight Technologies
- Fluke Everett Service Center, USA


Tested By

測試

  
H T Wong  
Assistant Engineer

Certified By

核證

  
K C Lee  
Engineer

Date of Issue

簽發日期

3 August 2020

The test equipment used for calibration is traceable to the National Standards as specified in this certificate. This certificate shall not be reproduced except in full, without the prior written approval of this laboratory.

本證書所載校正用之測試器材均可溯源至國際標準。局部複印本證書需先獲本實驗室書面批准。

Sun Creation Engineering Limited - Calibration & Testing Laboratory

c/o 4/F, 1 Hing On Lane, Tuen Mun, New Territories, Hong Kong

輝創工程有限公司 - 校正及檢測實驗室

c/o 香港新界屯門興安里一號四樓

Tel/電話: (852) 2927 2606

Fax/傳真: (852) 2744 8986

E-mail/電郵: calllab@suncreation.com

Website/網址: www.suncreation.com



# Certificate of Calibration

## 校正證書

Certificate No. : C204289

證書編號

- The unit-under-test (UUT) was allowed to stabilize in the laboratory for over 12 hours before the commencement of the test.
- The results presented are the mean of 3 measurements at each calibration point.
- Test equipment :

<u>Equipment ID</u>	<u>Description</u>	<u>Certificate No.</u>
CL130	Universal Counter	C203952
CL281	Multifunction Acoustic Calibrator	CDK1806821
TST150A	Measuring Amplifier	C201309

- Test procedure : MA100N.

- Results :

### 5.1 Sound Level Accuracy

UUT Nominal Value	Measured Value (dB)	Mfr's Spec. (dB)	Uncertainty of Measured Value (dB)
94 dB, 1 kHz	94.1	± 0.3	± 0.2

### 5.2 Frequency Accuracy

UUT Nominal Value (kHz)	Measured Value (kHz)	Mfr's Spec.	Uncertainty of Measured Value (Hz)
1	1.002	1 kHz ± 1 %	± 1

Remark : The uncertainties are for a confidence probability of not less than 95 %.

#### Note :

Only the original copy or the laboratory's certified true copy is valid.

The values given in this Certificate only relate to the values measured at the time of the test and any uncertainties quoted will not include allowance for the equipment long term drift, variations with environment changes, vibration and shock during transportation, overloading, mis-handling, or the capability of any other laboratory to repeat the measurement. Sun Creation Engineering Limited shall not be liable for any loss or damage resulting from the use of the equipment.



# Certificate of Calibration 校正證書

Certificate No. : C204359  
證書編號

ITEM TESTED / 送檢項目 ( Job No. / 序引編號 : IC20-1324 )      Date of Receipt / 收件日期 : 30 July 2020  
Description / 儀器名稱 : Sound Level Meter (EQ013)  
Manufacturer / 製造商 : Rion  
Model No. / 型號 : NL-52  
Serial No. / 編號 : 00921191  
Supplied By / 委託者 : Action-United Environmental Services and Consulting  
Unit A, 20/F., Gold King Industrial Building,  
35-41 Tai Lin Pai Road, Kwai Chung, N.T.

## TEST CONDITIONS / 測試條件

Temperature / 溫度 :  $(23 \pm 2)^{\circ}\text{C}$       Relative Humidity / 相對濕度 :  $(50 \pm 25)\%$   
Line Voltage / 電壓 : ---

## TEST SPECIFICATIONS / 測試規範

Calibration check


DATE OF TEST / 測試日期 : 5 August 2020

## TEST RESULTS / 測試結果

The results apply to the particular unit-under-test only.  
The results do not exceed manufacturer's specification.  
The results are detailed in the subsequent page(s).

The test equipment used for calibration are traceable to National Standards via :

- The Government of The Hong Kong Special Administrative Region Standard & Calibration Laboratory
- The Bruel & Kjaer Calibration Laboratory, Denmark
- Agilent Technologies / Keysight Technologies
- Fluke Everett Service Center, USA

Tested By :   
測試 : \_\_\_\_\_  
K P Cheuk  
Assistant Engineer

Certified By :   
核證 : \_\_\_\_\_  
K C Lee  
Engineer

Date of Issue : 11 August 2020  
簽發日期

The test equipment used for calibration is traceable to the National Standards as specified in this certificate. This certificate shall not be reproduced except in full, without the prior written approval of this laboratory.

本證書所載校正用之測試器材均可溯源至國際標準。局部複印本證書需先獲本實驗室書面批准。

# Certificate of Calibration

## 校正證書

Certificate No. : C204359  
證書編號

- The unit-under-test (UUT) was allowed to stabilize in the laboratory for over 12 hours, and switched on to warm up for over 10 minutes before the commencement of the test.
- Self-calibration was performed before the test.
- The results presented are the mean of 3 measurements at each calibration point.
- Test equipment :

<u>Equipment ID</u>	<u>Description</u>	<u>Certificate No.</u>
CL280	40 MHz Arbitrary Waveform Generator	C200258
CL281	Multifunction Acoustic Calibrator	CDK1806821

- Test procedure : MA101N.

- Results :

- 6.1 Sound Pressure Level

- 6.1.1 Reference Sound Pressure Level

UUT Setting				Applied Value		UUT Reading (dB)	IEC 61672 Class 1 Spec. (dB)
Range (dB)	Function	Frequency Weighting	Time Weighting	Level (dB)	Freq. (kHz)		
30 - 130	L <sub>A</sub>	A	Fast	94.00	1	93.6	± 1.1

- 6.1.2 Linearity

UUT Setting				Applied Value		UUT Reading (dB)
Range (dB)	Function	Frequency Weighting	Time Weighting	Level (dB)	Freq. (kHz)	
30 - 130	L <sub>A</sub>	A	Fast	94.00	1	93.6 (Ref.)
				104.00		103.6
				114.00		113.6

IEC 61672 Class 1 Spec. : ± 0.6 dB per 10 dB step and ± 1.1 dB for overall different.

- 6.2 Time Weighting

UUT Setting				Applied Value		UUT Reading (dB)	IEC 61672 Class 1 Spec. (dB)
Range (dB)	Function	Frequency Weighting	Time Weighting	Level (dB)	Freq. (kHz)		
30 - 130	L <sub>A</sub>	A	Fast	94.00	1	93.6	Ref.
			Slow			93.6	± 0.3

The test equipment used for calibration is traceable to the National Standards as specified in this certificate. This certificate shall not be reproduced except in full, without the prior written approval of this laboratory.

本證書所載校正用之測試器材均可溯源至國際標準。局部複印本證書需先獲本實驗室書面批准。

# Certificate of Calibration

## 校正證書

Certificate No. : C204359  
證書編號

### 6.3 Frequency Weighting

#### 6.3.1 A-Weighting

UUT Setting				Applied Value		UUT Reading (dB)	IEC 61672 Class 1 Spec. (dB)
Range (dB)	Function	Frequency Weighting	Time Weighting	Level (dB)	Freq.		
30 - 130	L <sub>A</sub>	A	Fast	94.00	63 Hz	67.3	-26.2 ± 1.5
					125 Hz	77.4	-16.1 ± 1.5
					250 Hz	84.9	-8.6 ± 1.4
					500 Hz	90.3	-3.2 ± 1.4
					1 kHz	93.6	Ref.
					2 kHz	94.8	+1.2 ± 1.6
					4 kHz	94.6	+1.0 ± 1.6
					8 kHz	92.5	-1.1 (+2.1 ; -3.1)
					12.5 kHz	89.1	-4.3 (+3.0 ; -6.0)

#### 6.3.2 C-Weighting

UUT Setting				Applied Value		UUT Reading (dB)	IEC 61672 Class 1 Spec. (dB)
Range (dB)	Function	Frequency Weighting	Time Weighting	Level (dB)	Freq.		
30 - 130	L <sub>C</sub>	C	Fast	94.00	63 Hz	92.8	-0.8 ± 1.5
					125 Hz	93.4	-0.2 ± 1.5
					250 Hz	93.6	0.0 ± 1.4
					500 Hz	93.6	0.0 ± 1.4
					1 kHz	93.6	Ref.
					2 kHz	93.4	-0.2 ± 1.6
					4 kHz	92.8	-0.8 ± 1.6
					8 kHz	90.6	-3.0 (+2.1 ; -3.1)
					12.5 kHz	87.2	-6.2 (+3.0 ; -6.0)

The test equipment used for calibration is traceable to the National Standards as specified in this certificate. This certificate shall not be reproduced except in full, without the prior written approval of this laboratory.

本證書所載校正用之測試器材均可溯源至國際標準。局部複印本證書需先獲本實驗室書面批准。

# Certificate of Calibration

## 校正證書

Certificate No. : C204359

證書編號

Remarks : - UUT Microphone Model No. : UC-59 & S/N : 12910

- Mfr's Spec. : IEC 61672 Class 1

- Uncertainties of Applied Value :

94 dB	: 63 Hz - 125 Hz	: ± 0.35 dB
	250 Hz - 500 Hz	: ± 0.30 dB
	1 kHz	: ± 0.20 dB
	2 kHz - 4 kHz	: ± 0.35 dB
	8 kHz	: ± 0.45 dB
	12.5 kHz	: ± 0.70 dB
104 dB	: 1 kHz	: ± 0.10 dB (Ref. 94 dB)
114 dB	: 1 kHz	: ± 0.10 dB (Ref. 94 dB)

- The uncertainties are for a confidence probability of not less than 95 %.

Note :

Only the original copy or the laboratory's certified true copy is valid.

The values given in this Certificate only relate to the values measured at the time of the test and any uncertainties quoted will not include allowance for the equipment long term drift, variations with environment changes, vibration and shock during transportation, overloading, mis-handling, or the capability of any other laboratory to repeat the measurement. Sun Creation Engineering Limited shall not be liable for any loss or damage resulting from the use of the equipment.

# Certificate of Calibration

## 校正證書

Certificate No. : C203574

證書編號

ITEM TESTED / 送檢項目 ( Job No. / 序引編號 : IC20-1324 )

Date of Receipt / 收件日期 : 19 June 2020

Description / 儀器名稱 : Integrating Sound Level Meter (EQ009)  
Manufacturer / 製造商 : Brüel & Kjær  
Model No. / 型號 : 2238  
Serial No. / 編號 : 2285722  
Supplied By / 委託者 : Action-United Environmental Services and Consulting  
Unit A, 20/F., Gold King Industrial Building,  
35-41 Tai Lin Pai Road, Kwai Chung, N.T.

### TEST CONDITIONS / 測試條件

Temperature / 溫度 : (23 ± 2)°C

Relative Humidity / 相對濕度 : (50 ± 25)%

Line Voltage / 電壓 : ---

### TEST SPECIFICATIONS / 測試規範

Calibration check


DATE OF TEST / 測試日期 : 29 June 2020

### TEST RESULTS / 測試結果

The results apply to the particular unit-under-test only.  
The results do not exceed manufacturer's specification.  
The results are detailed in the subsequent page(s).

The test equipment used for calibration are traceable to National Standards via :

- The Government of The Hong Kong Special Administrative Region Standard & Calibration Laboratory
- The Bruel & Kjaer Calibration Laboratory, Denmark
- Agilent Technologies / Keysight Technologies
- Fluke Everett Service Center, USA

Tested By :   
測試 : \_\_\_\_\_  
K P Cheuk  
Assistant Engineer

Certified By :   
核證 : \_\_\_\_\_  
K C Lee  
Engineer

Date of Issue : 6 July 2020  
簽發日期

The test equipment used for calibration is traceable to the National Standards as specified in this certificate. This certificate shall not be reproduced except in full, without the prior written approval of this laboratory.

本證書所載校正用之測試器材均可溯源至國際標準。局部複印本證書需先獲本實驗室書面批准。

# Certificate of Calibration

## 校正證書

Certificate No. : C203574  
證書編號

- The unit-under-test (UUT) was allowed to stabilize in the laboratory for over 12 hours, and switched on to warm up for over 10 minutes before the commencement of the test.
- Self-calibration using laboratory acoustic calibrator was performed before the test from 6.1.1.2 to 6.4.
- The results presented are the mean of 3 measurements at each calibration point.
- Test equipment :

<u>Equipment ID</u>	<u>Description</u>	<u>Certificate No.</u>
CL280	40 MHz Arbitrary Waveform Generator	C200258
CL281	Multifunction Acoustic Calibrator	CDK1806821

- Test procedure : MA101N.

- Results :

- 6.1 Sound Pressure Level

- 6.1.1 Reference Sound Pressure Level

- 6.1.1.1 Before Self-calibration

UUT Setting				Applied Value		UUT Reading (dB)
Range (dB)	Parameter	Frequency Weighting	Time Weighting	Level (dB)	Freq. (kHz)	
52 - 132	L <sub>AFP</sub>	A	F	94.00	1	93.8

- 6.1.1.2 After Self-calibration

UUT Setting				Applied Value		UUT Reading (dB)	IEC 60651 Type 1 Spec. (dB)
Range (dB)	Parameter	Frequency Weighting	Time Weighting	Level (dB)	Freq. (kHz)		
52 - 132	L <sub>AFP</sub>	A	F	94.00	1	94.0	± 0.7

- 6.1.2 Linearity

UUT Setting				Applied Value		UUT Reading (dB)
Range (dB)	Parameter	Frequency Weighting	Time Weighting	Level (dB)	Freq. (kHz)	
52 - 132	L <sub>AFP</sub>	A	F	94.00	1	94.0 (Ref.)
				104.00		104.0
				114.00		114.0

IEC 60651 Type 1 Spec. : ± 0.4 dB per 10 dB step and ± 0.7 dB for overall different.

The test equipment used for calibration is traceable to the National Standards as specified in this certificate. This certificate shall not be reproduced except in full, without the prior written approval of this laboratory.

本證書所載校正用之測試器材均可溯源至國際標準。局部複印本證書需先獲本實驗室書面批准。

# Certificate of Calibration

## 校正證書

Certificate No. : C203574  
證書編號

### 6.2 Time Weighting

#### 6.2.1 Continuous Signal

UUT Setting				Applied Value		UUT Reading (dB)	IEC 60651 Type 1 Spec. (dB)
Range (dB)	Parameter	Frequency Weighting	Time Weighting	Level (dB)	Freq. (kHz)		
52 - 132	L <sub>AFP</sub>	A	F	94.00	1	94.0	Ref.
	L <sub>ASP</sub>		S			94.0	± 0.1
	L <sub>AIP</sub>		I			94.1	± 0.1

#### 6.2.2 Tone Burst Signal (2 kHz)

UUT Setting				Applied Value		UUT Reading (dB)	IEC 60651 Type 1 Spec. (dB)
Range (dB)	Parameter	Frequency Weighting	Time Weighting	Level (dB)	Burst Duration		
32 - 112	L <sub>AFP</sub>	A	F	106.0	Continuous	106.0	Ref.
	L <sub>AFMax</sub>				200 ms	105.0	-1.0 ± 1.0
	L <sub>ASP</sub>		S		Continuous	106.0	Ref.
	L <sub>ASMax</sub>				500 ms	102.0	-4.1 ± 1.0

### 6.3 Frequency Weighting

#### 6.3.1 A-Weighting

UUT Setting				Applied Value		UUT Reading (dB)	IEC 60651 Type 1 Spec. (dB)
Range (dB)	Parameter	Frequency Weighting	Time Weighting	Level (dB)	Freq.		
52 - 132	L <sub>AFP</sub>	A	F	94.00	31.5 Hz	54.5	-39.4 ± 1.5
					63 Hz	67.8	-26.2 ± 1.5
					125 Hz	77.8	-16.1 ± 1.0
					250 Hz	85.3	-8.6 ± 1.0
					500 Hz	90.8	-3.2 ± 1.0
					1 kHz	94.0	Ref.
					2 kHz	95.2	+1.2 ± 1.0
					4 kHz	95.0	+1.0 ± 1.0
					8 kHz	92.8	-1.1 (+1.5 ; -3.0)
					12.5 kHz	89.7	-4.3 (+3.0 ; -6.0)

The test equipment used for calibration is traceable to the National Standards as specified in this certificate. This certificate shall not be reproduced except in full, without the prior written approval of this laboratory.

本證書所載校正用之測試器材均可溯源至國際標準。局部複印本證書需先獲本實驗室書面批准。



# Certificate of Calibration

## 校正證書

Certificate No. : C203574  
證書編號

### 6.3.2 C-Weighting

UUT Setting				Applied Value		UUT Reading (dB)	IEC 60651 Type 1 Spec. (dB)
Range (dB)	Parameter	Frequency Weighting	Time Weighting	Level (dB)	Freq.		
52 - 132	L <sub>CFP</sub>	C	F	94.00	31.5 Hz	90.9	-3.0 ± 1.5
					63 Hz	93.2	-0.8 ± 1.5
					125 Hz	93.8	-0.2 ± 1.0
					250 Hz	94.0	0.0 ± 1.0
					500 Hz	94.0	0.0 ± 1.0
					1 kHz	94.0	Ref.
					2 kHz	93.8	-0.2 ± 1.0
					4 kHz	93.2	-0.8 ± 1.0
					8 kHz	90.9	-3.0 (+1.5 ; -3.0)
					12.5 kHz	87.8	-6.2 (+3.0 ; -6.0)

### 6.4 Time Averaging

UUT Setting				Applied Value					UUT Reading (dB)	IEC 60804 Type 1 Spec. (dB)
Range (dB)	Parameter	Frequency Weighting	Integrating Time	Frequency (kHz)	Burst Duration (ms)	Burst Duty Factor	Burst Level (dB)	Equivalent Level (dB)		
32 - 112	L <sub>Aeq</sub>	A	10 sec.	4	1	1/10	110.0	100	99.9	± 0.5
			60 sec.			1/10 <sup>2</sup>		90	89.6	± 0.5
			5 min.			1/10 <sup>3</sup>		80	79.1	± 1.0
						1/10 <sup>4</sup>		70	69.2	± 1.0

Remarks : - UUT Microphone Model No. : 4188 & S/N : 2812706

- Mfr's Spec. : IEC 60651 Type 1 & IEC 60804 Type 1

- Uncertainties of Applied Value :

94 dB : 31.5 Hz - 125 Hz	: ± 0.35 dB
250 Hz - 500 Hz	: ± 0.30 dB
1 kHz	: ± 0.20 dB
2 kHz - 4 kHz	: ± 0.35 dB
8 kHz	: ± 0.45 dB
12.5 kHz	: ± 0.70 dB
104 dB : 1 kHz	: ± 0.10 dB (Ref. 94 dB)
114 dB : 1 kHz	: ± 0.10 dB (Ref. 94 dB)
Burst equivalent level	: ± 0.2 dB (Ref. 110 dB continuous sound level)

- The uncertainties are for a confidence probability of not less than 95 %.

Note :

Only the original copy or the laboratory's certified true copy is valid.

The values given in this Certificate only relate to the values measured at the time of the test and any uncertainties quoted will not include allowance for the equipment long term drift, variations with environment changes, vibration and shock during transportation, overloading, mis-handling, or the capability of any other laboratory to repeat the measurement. Sun Creation Engineering Limited shall not be liable for any loss or damage resulting from the use of the equipment.

The test equipment used for calibration is traceable to the National Standards as specified in this certificate. This certificate shall not be reproduced except in full, without the prior written approval of this laboratory.

本證書所載校正用之測試器材均可溯源至國際標準。局部複印本證書需先獲本實驗室書面批准。

# Certificate of Calibration

## 校正證書

Certificate No. : C203572

證書編號

ITEM TESTED / 送檢項目 ( Job No. / 序引編號 : IC20-1324 )

Date of Receipt / 收件日期 : 19 June 2020

Description / 儀器名稱 : Sound Calibrator (EQ082)

Manufacturer / 製造商 : Brüel & Kjær

Model No. / 型號 : 4231

Serial No. / 編號 : 2713428

Supplied By / 委託者 : Action-United Environmental Services and Consulting

Unit A, 20/F., Gold King Industrial Building,

35-41 Tai Lin Pai Road, Kwai Chung, N.T.

### TEST CONDITIONS / 測試條件

Temperature / 溫度 :  $(23 \pm 2)^{\circ}\text{C}$

Relative Humidity / 相對濕度 :  $(50 \pm 25)\%$

Line Voltage / 電壓 : ---

### TEST SPECIFICATIONS / 測試規範

Calibration check

DATE OF TEST / 測試日期 : 29 June 2020

### TEST RESULTS / 測試結果

The results apply to the particular unit-under-test only.

The results do not exceed manufacturer's specification.

The results are detailed in the subsequent page(s).

The test equipment used for calibration are traceable to National Standards via :

- The Government of The Hong Kong Special Administrative Region Standard & Calibration Laboratory
- The Bruel & Kjaer Calibration Laboratory, Denmark
- Agilent Technologies / Keysight Technologies
- Fluke Everett Service Center, USA

Tested By

測試

:



K P Cheuk

Assistant Engineer

Certified By

核證

:



K C Lee

Engineer

Date of Issue

簽發日期

:

6 July 2020

The test equipment used for calibration is traceable to the National Standards as specified in this certificate. This certificate shall not be reproduced except in full, without the prior written approval of this laboratory.

本證書所載校正用之測試器材均可溯源至國際標準。局部複印本證書需先獲本實驗室書面批准。

# Certificate of Calibration

## 校正證書

Certificate No. : C203572  
證書編號

- The unit-under-test (UUT) was allowed to stabilize in the laboratory for over 12 hours before the commencement of the test.
- The results presented are the mean of 3 measurements at each calibration point.
- Test equipment :

<u>Equipment ID</u>	<u>Description</u>	<u>Certificate No.</u>
CL130	Universal Counter	C193756
CL281	Multifunction Acoustic Calibrator	CDK1806821
TST150A	Measuring Amplifier	C201309

- Test procedure : MA100N.

- Results :

### 5.1 Sound Level Accuracy

UUT Nominal Value	Measured Value (dB)	Mfr's Spec. (dB)	Uncertainty of Measured Value (dB)
94 dB, 1 kHz	94.0	± 0.2	± 0.2
114 dB, 1 kHz	114.1		

### 5.2 Frequency Accuracy

UUT Nominal Value (kHz)	Measured Value (kHz)	Mfr's Spec.	Uncertainty of Measured Value (Hz)
1	1.000 0	1 kHz ± 0.1 %	± 0.1

Remark : The uncertainties are for a confidence probability of not less than 95 %.

#### Note :

Only the original copy or the laboratory's certified true copy is valid.

The values given in this Certificate only relate to the values measured at the time of the test and any uncertainties quoted will not include allowance for the equipment long term drift, variations with environment changes, vibration and shock during transportation, overloading, mis-handling, or the capability of any other laboratory to repeat the measurement. Sun Creation Engineering Limited shall not be liable for any loss or damage resulting from the use of the equipment.

## **Appendix H**

### **Database of Monitoring Results**

Daytime Noise Measurement Results (dB) of N1																					
Date	Start Time	1st Leq (5min)			2nd Leq (5min)			3rd Leq (5min)			4th Leq (5min)			5th Leq (5min)			6th Leq (5min)			Leq30min, dB(A)	Façade Correction
		Leq, dB(A)	L10, dB(A)	L90, dB(A)	Leq, dB(A)	L10, dB(A)	L90, dB(A)	Leq, dB(A)	L10, dB(A)	L90, dB(A)	Leq, dB(A)	L10, dB(A)	L90, dB(A)	Leq, dB(A)	L10, dB(A)	L90, dB(A)	Leq, dB(A)	L10, dB(A)	L90, dB(A)		
2-Mar-21	14:08	68.6	50.3	41.0	46.0	48.6	41.4	46.2	48.0	40.3	46.7	48.2	41.0	46.0	48.0	41.5	45.5	46.5	40.9	60.9	63.9
8-Mar-21	9:33	54.6	56.9	48.4	54.8	56.2	50.5	58.1	60.4	49.7	56.3	58.9	51.7	55.0	57.7	50.8	53.4	56.3	48.8	55.6	58.6
19-Mar-21	11:02	49.7	53.0	44.0	60.8	49.5	44.0	60.9	54.5	44.0	56.3	51.0	43.5	47.4	49.5	43.0	49.4	51.5	45.5	57.1	60.1
25-Mar-21	10:15	53.6	55.0	51.5	52.3	53.5	50.5	55.5	58.5	52.0	55.3	57.5	52.0	60.1	62.5	54.0	58.0	60.0	53.5	56.6	59.6
31-Mar-21	11:06	52.7	48.3	42.5	47.4	47.1	41.9	46.5	45.1	41.9	50.6	47.5	43.5	45.0	46.2	42.2	45.5	46.0	42.1	48.9	51.9

Daytime Noise Measurement Results (dB) of N2a																					
Date	Start Time	1st Leq (5min)			2nd Leq (5min)			3rd Leq (5min)			4th Leq (5min)			5th Leq (5min)			6th Leq (5min)			Leq30min, dB(A)	Façade Correction
		Leq, dB(A)	L10, dB(A)	L90, dB(A)	Leq, dB(A)	L10, dB(A)	L90, dB(A)	Leq, dB(A)	L10, dB(A)	L90, dB(A)	Leq, dB(A)	L10, dB(A)	L90, dB(A)	Leq, dB(A)	L10, dB(A)	L90, dB(A)	Leq, dB(A)	L10, dB(A)	L90, dB(A)		
2-Mar-21	13:28	46.8	46.5	37.8	42.5	43.6	36.1	44.4	45.4	37.7	43.5	44.4	36.5	46.3	46.5	38.0	44.0	45.8	37.3	44.8	47.8
8-Mar-21	10:20	53.3	54.9	48.3	52.8	54.3	49.4	52.8	55.4	49.2	54.0	55.7	50.6	55.1	57.9	47.9	56.9	60.7	48.4	54.4	57.4
19-Mar-21	10:09	45.8	48.0	41.5	43.0	44.5	40.5	45.3	48.0	41.0	42.7	45.0	39.0	48.1	51.5	42.0	49.0	49.0	40.5	46.3	49.3
25-Mar-21	10:30	58.2	61.9	49.5	55.3	56.8	52.4	51.6	53.2	46.8	49.7	51.6	47.9	50.0	52.0	47.3	49.2	50.5	47.6	53.7	56.7
31-Mar-21	10:27	52.8	52.2	40.3	47.5	50.5	39.1	48.7	51.8	40.4	46.5	49.7	39.7	50.2	50.8	37.0	42.2	45.9	37.0	49.1	52.1

Daytime Noise Measurement Results (dB) of N3a																					
Date	Start Time	1st Leq (5min)			2nd Leq (5min)			3rd Leq (5min)			4th Leq (5min)			5th Leq (5min)			6th Leq (5min)			Leq30min, dB(A)	Façade Correction
		Leq, dB(A)	L10, dB(A)	L90, dB(A)	Leq, dB(A)	L10, dB(A)	L90, dB(A)	Leq, dB(A)	L10, dB(A)	L90, dB(A)	Leq, dB(A)	L10, dB(A)	L90, dB(A)	Leq, dB(A)	L10, dB(A)	L90, dB(A)	Leq, dB(A)	L10, dB(A)	L90, dB(A)		
2-Mar-21	15:55	72.8	57.9	52.4	54.5	57.4	52.9	50.8	55.1	51.0	52.9	56.5	52.5	56.7	58.5	52.7	58.5	60.7	54.0	65.4	68.4
8-Mar-21	13:37	53.3	55.1	51.1	53.5	54.6	51.9	55.3	58.2	51.3	53.4	54.5	51.6	52.1	53.5	50.3	52.2	52.7	50.2	53.4	56.4
19-Mar-21	13:33	62.3	63.5	60.0	72.1	76.0	59.5	72.8	77.0	60.5	71.0	74.0	58.0	70.3	75.0	55.5	72.4	76.0	60.5	71.1	74.1 *
25-Mar-21	11:05	55.9	58.5	51.5	55.3	58.0	51.0	57.9	61.0	53.0	56.4	59.0	52.5	54.2	55.5	50.5	54.4	57.0	50.5	55.9	58.9
31-Mar-21	14:21	61.6	58.5	48.3	58.2	60.3	47.9	60.1	60.4	48.0	57.1	60.6	45.7	58.5	60.5	47.0	60.7	61.0	48.8	59.6	62.6

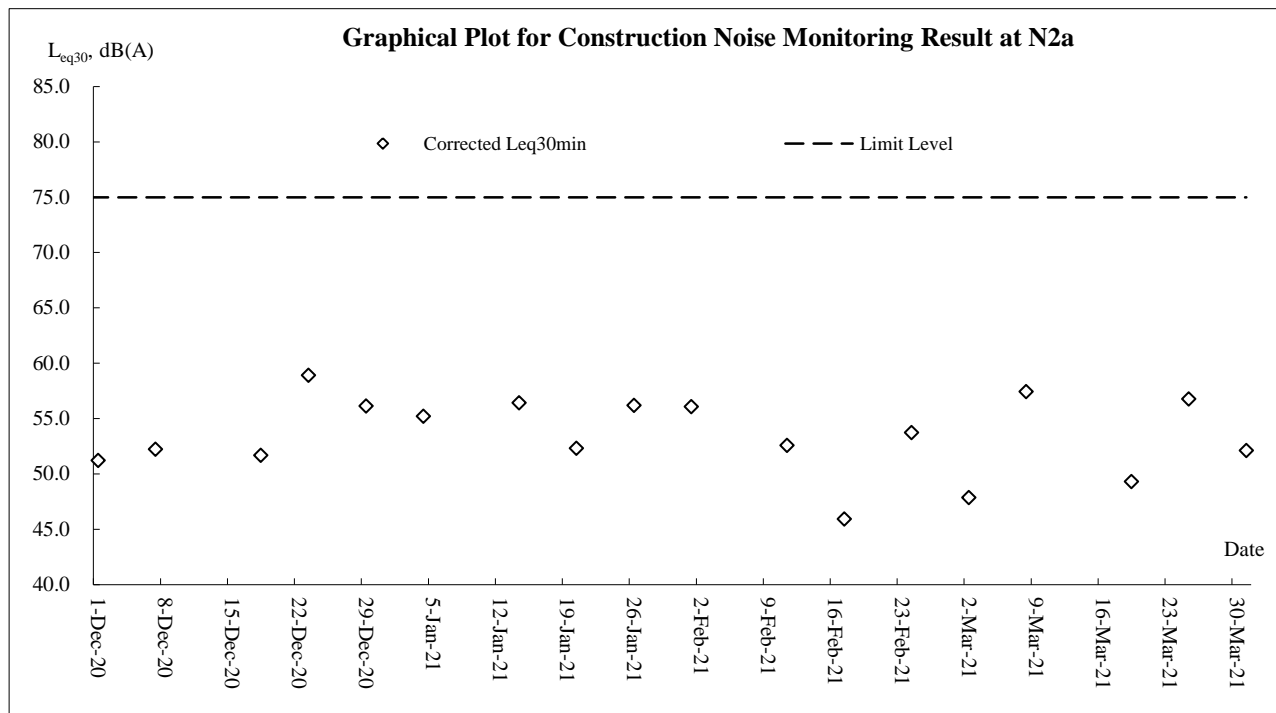
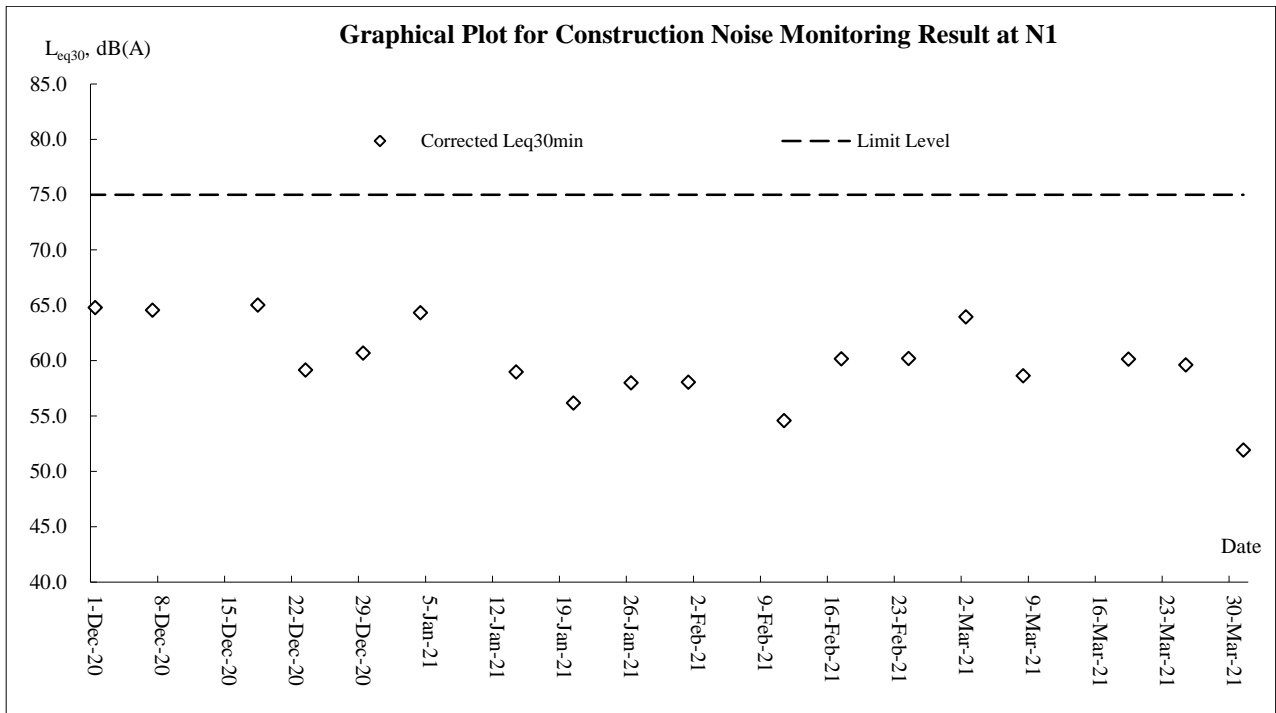
\*Construction noise from other project was noticed during monitoring

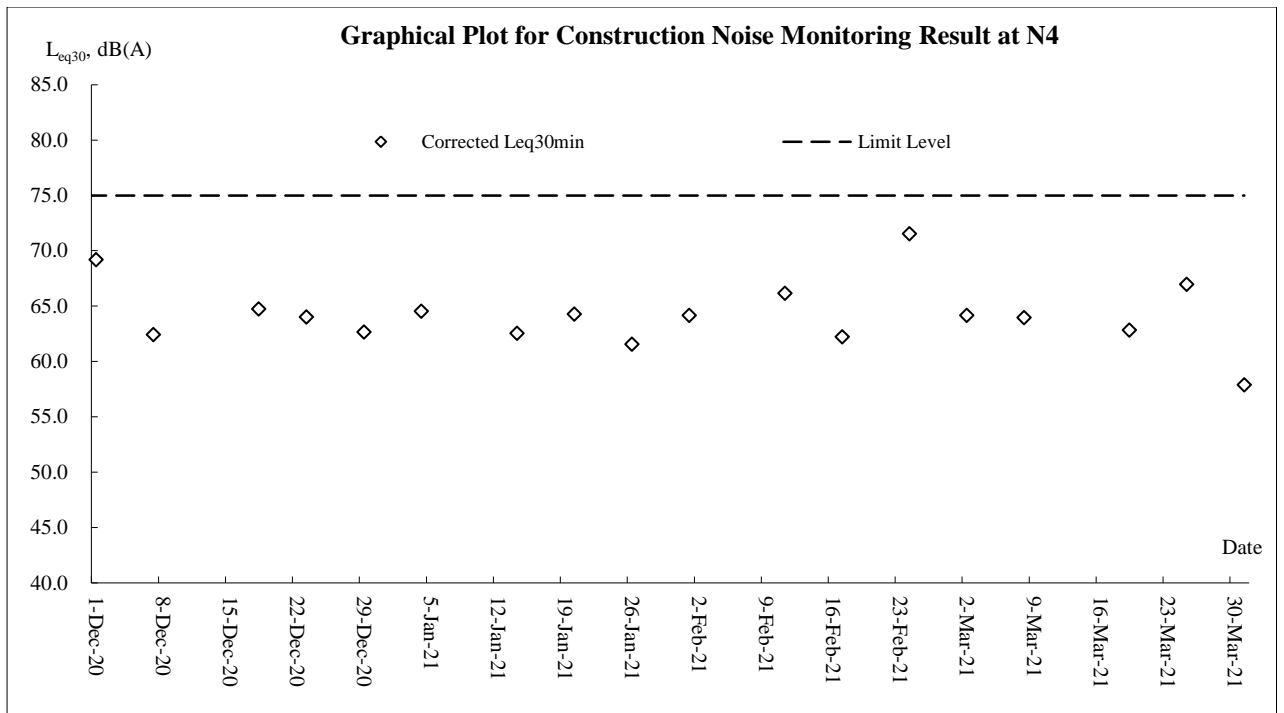
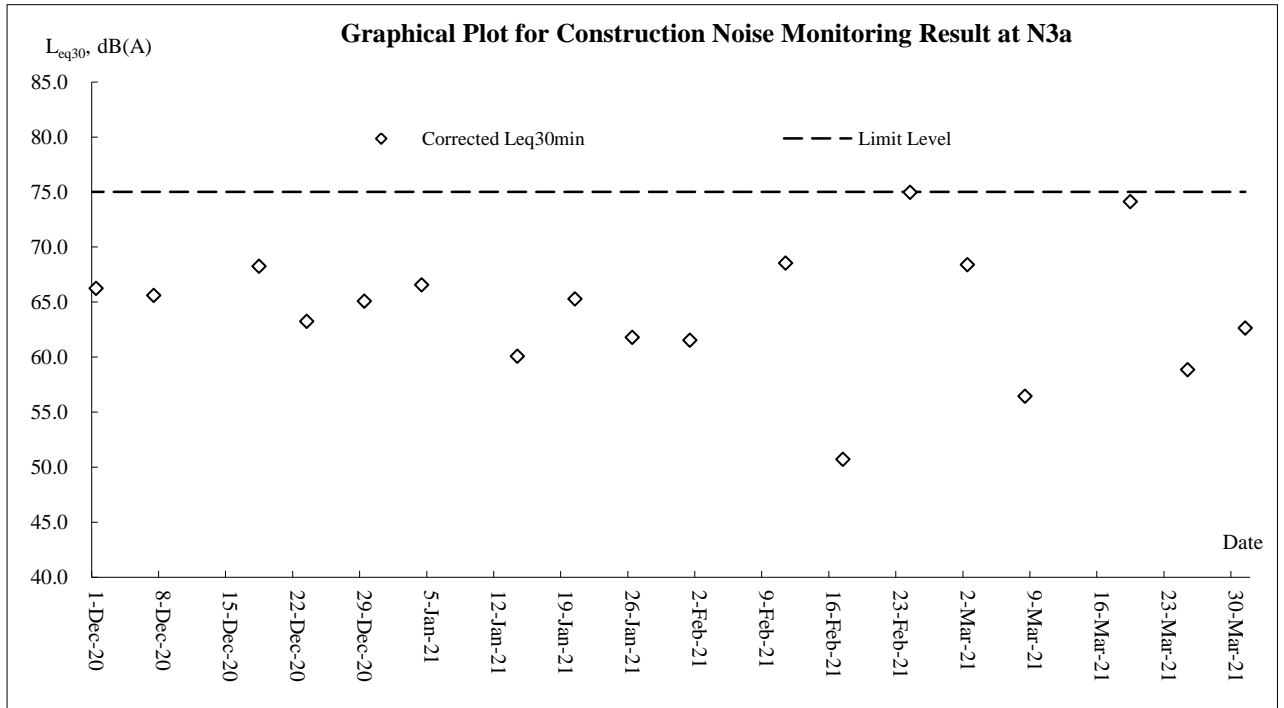
Daytime Noise Measurement Results (dB) of N4																					
Date	Start Time	1st Leq (5min)			2nd Leq (5min)			3rd Leq (5min)			4th Leq (5min)			5th Leq (5min)			6th Leq (5min)			Leq30min, dB(A)	Façade Correction
		Leq, dB(A)	L10, dB(A)	L90, dB(A)	Leq, dB(A)	L10, dB(A)	L90, dB(A)	Leq, dB(A)	L10, dB(A)	L90, dB(A)	Leq, dB(A)	L10, dB(A)	L90, dB(A)	Leq, dB(A)	L10, dB(A)	L90, dB(A)	Leq, dB(A)	L10, dB(A)	L90, dB(A)		
2-Mar-21	9:32	68.5	55.8	45.0	52.2	54.7	43.0	53.3	55.5	42.5	51.1	54.2	44.0	52.1	55.1	46.4	48.2	51.0	42.6	61.1	64.1
8-Mar-21	14:24	51.4	52.7	49.4	50.0	50.8	48.9	51.8	53.1	50.1	63.3	67.5	49.4	66.5	71.6	49.7	56.9	60.9	48.5	61.0	64.0
19-Mar-21	14:24	57.4	59.5	51.5	63.8	50.5	51.5	62.0	60.0	52.0	56.1	59.5	51.5	55.7	59.5	51.5	56.7	60.0	51.5	59.8	62.8
25-Mar-21	11:36	54.6	58.1	50.1	52.5	54.2	50.1	51.2	53.3	47.9	67.1	57.9	43.2	48.8	51.4	41.5	69.6	61.6	43.1	64.0	67.0
31-Mar-21	9:45	59.7	54.3	46.5	49.2	51.2	45.9	54.5	53.3	45.8	52.7	51.0	45.9	53.5	52.5	45.7	51.3	50.0	46.8	54.9	57.9

## **Appendix I**

### **Graphical Plots of Monitoring Results**

**Construction Noise**







**Appendix J**  
**Waste Flow Table**

Name of Department : EPD  
 Contract No: EP/SP/86/15

Monthly Summary Waste Flow Table for March 2021

Version: 0

Month	Actual Quantities of Inert C&D Materials Generated Monthly						Actual Quantity of C&D Wastes Generated Monthly				
	Total Quantity Generated	Hard Rock and Large Broken Concrete	Reused in the Contract	Reused in other Projects (see Note 10)	Disposed as Public Fill	Imported Fill	Metals	Paper/ cardboard packaging (see Notes 4)	Plastics (see Notes 2 &4)	Chemical Waste	Others, eg. general refuse
	(in '000m3)	(in '000m3)	(in '000m3)	(in '000m3)	(in '000m3)	(in '000m3)	(in '000kg)	(in '000kg)	(in '000kg)	(in '000kg)	(in '000m3)
<b>sub-total up to 2020</b>	<b>87.905</b>	0.000	0.000	82.531	5.209	0.165	317.086	1.174	0.045	0.000	0.343
Jan-21	<b>0.084</b>	0.000	0.000	0.000	0.016	0.068	0.000	0.000	0.000	0.000	0.007
Feb-21	<b>0.014</b>	0.000	0.000	0.000	0.014	0.000	20.400	0.013	0.651	0.000	0.007
Mar-21	<b>0.008</b>	0.000	0.000	0.000	0.008	0.000	0.000	0.000	0.000	0.000	0.022
Apr-21											
May-21											
Jun-21											
Sub total (since 2019)	88.011	0.000	0.000	82.531	5.247	0.233	337.486	1.187	0.696	0.000	0.379
Jul-21											
Aug-21											
Sep-21											
Oct-21											
Nov-21											
Dec-21											
Total (since 2019)	88.011	0.000	0.000	82.531	5.247	0.233	337.486	1.187	0.696	0.000	0.379

## **Appendix K**

### **Environmental Mitigation Implementation Schedule (Extracted from EM&A Manual)**

EIA Ref.	EM&A Ref.	Environmental Protection Measures	Location / Duration of measures / Timing of completion of measures	Implementation Agent	Implementation Stage <sup>1</sup>				Relevant Legislation & Guidelines
					Des	Con	Op	Dec	
<b>Air Quality Impact (Construction)</b>									
3.8.1.1	2.4	<p><b>General Dust Control Measures</b></p> <p>Dust emissions could be suppressed by regular water spraying on site. In general, water spraying twice a day could reduce dust emission from active construction area by 50%. However, for the Project more frequent water spraying is proposed. Watering eight times per day, or once every 1.5 hours, is suggested at all active works areas in order to achieve a higher dust suppression efficiency of 87.5%.</p>	Within construction site / Duration of the construction phase	Contractor		✓			EIA Recommendation and Air Pollution Control (Construction Dust) Regulation
3.8.1.2	2.4	<p><b>Best Practice For Dust Control</b></p> <p>The relevant best practices for dust control as stipulated in the <i>Air Pollution Control (construction Dust) Regulation</i> should be adopted to further reduce the construction dust impacts of the Project. These best practices include:</p> <p><i>Good Site Management</i></p> <ul style="list-style-type: none"> <li>▪ Good site management is important to help reducing potential air quality impact down to an acceptable level. As a general guide, the Contractor should maintain a high standard of housekeeping to prevent emissions of fugitive dust. Loading, unloading, handling and storage of raw materials, wastes or by-products should be carried out in a manner so as to minimise the release of visible dust emission. Any piles of materials accumulated on or around the work areas should be cleaned up regularly. Cleaning, repair and maintenance of all plant facilities within the work areas should be carried out in a manner minimising generation of fugitive dust emissions. The material should be handled properly to prevent fugitive dust emission before cleaning.</li> </ul> <p><i>Disturbed Parts of the Roads</i></p> <ul style="list-style-type: none"> <li>▪ Each and every main temporary access should be paved with concrete, bituminous hardcore materials or metal plates and kept clear of dusty materials; or</li> <li>▪ Unpaved parts of the road should be sprayed with water or a dust suppression chemical so as to keep the entire road</li> </ul>	Within construction site / Duration of the construction phase	Contractor		✓			EIA Recommendation and Air Pollution Control (Construction Dust) Regulation

EIA Ref.	EM&A Ref.	Environmental Protection Measures	Location / Duration of measures / Timing of completion of measures	Implementation Agent	Implementation Stage <sup>1</sup>				Relevant Legislation & Guidelines
					Des	Con	Op	Dec	
		surface wet. <i>Exposed Earth</i> <ul style="list-style-type: none"> <li>Exposed earth should be properly treated by compaction, hydroseeding, vegetation planting or seeding with latex, vinyl, bitumen within six months after the last construction activity on the site or part of the site where the exposed earth lies.</li> </ul> <i>Loading, Unloading or Transfer of Dusty Materials</i> <ul style="list-style-type: none"> <li>All dusty materials should be sprayed with water immediately prior to any loading or transfer operation so as to keep the dusty material wet.</li> </ul> <i>Debris Handling</i> <ul style="list-style-type: none"> <li>Any debris should be covered entirely by impervious sheeting or stored in a debris collection area sheltered on the top and the three sides.</li> <li>Before debris is dumped into a chute, water should be sprayed so that it remains wet when it is dumped.</li> </ul> <i>Transport of Dusty Materials</i> <ul style="list-style-type: none"> <li>Vehicle used for transporting dusty materials/spoils should be covered with tarpaulin or similar material. The cover should extend over the edges of the sides and tailboards.</li> </ul> <i>Wheel washing</i> <ul style="list-style-type: none"> <li>Vehicle wheel washing facilities should be provided at each construction site exit. Immediately before leaving the construction site, every vehicle should be washed to remove any dusty materials from its body and wheels.</li> </ul> <i>Use of vehicles</i> <ul style="list-style-type: none"> <li>The speed of the trucks within the site should be controlled to about 10km/hour in order to reduce adverse dust impacts and secure the safe movement around the site.</li> <li>Immediately before leaving the construction site, every vehicle should be washed to remove any dusty materials from its body and wheels.</li> <li>Where a vehicle leaving the construction site is carrying a load of dusty materials, the load should be covered entirely</li> </ul>							

EIA Ref.	EM&A Ref.	Environmental Protection Measures	Location / Duration of measures / Timing of completion of measures	Implementation Agent	Implementation Stage <sup>1</sup>				Relevant Legislation & Guidelines
					Des	Con	Op	Dec	
		by clean impervious sheeting to ensure that the dusty materials do not leak from the vehicle. <i>Site hoarding</i> <ul style="list-style-type: none"> <li>Where a site boundary adjoins a road, street, service lane or other area accessible to the public, hoarding of not less than 2.4m high from ground level should be provided along the entire length of that portion of the site boundary except for a site entrance or exit.</li> </ul>							
<b>Air Quality Impact (Operation)</b>									
3.8.2	2.3	<b>Odour patrol at site boundary of the Project</b>	Site boundary / During operation stage ( the need to continue the odour patrol after the end of the 2-year monitoring period would depend on the monitoring results and should be agreed with EPD)	OWTF Operator	✓		✓		EIAO-TM
3.8.2	2.4	<b>Install gas cleaning equipment and stack on the CHP and odour treatment unit</b> <ul style="list-style-type: none"> <li>The preliminary design suggests the use of a two stage process involving either a biofilter or Ultraviolet Light (UV-C) together with ozone treatment as the first stage, and an activated carbon filter as the second stage for the odour treatment unit. It is recommended to install the UV-C and ozone treatment system with second stage active carbon filters as this has a lower footprint requirement than the biofilter option. However, the actual unit installed depends on the final design by the contractor in the design phase.</li> <li>The preliminary design incorporates a combination of thermal and catalytic treatment processes to remove pollutants from the exhaust gasses from the CHP.</li> <li>Both the odour treatment unit and the CHP emissions are suggested to be directed to a flue to aid the dispersion and minimise effects on ASRs.</li> </ul>	CHP and odour treatment unit	Design Consultant / OWTF Operator	✓		✓		EIA Recommendation
<b>Hazard Risk Assessment (Operation)</b>									

EIA Ref.	EM&A Ref.	Environmental Protection Measures	Location / Duration of measures / Timing of completion of measures	Implementation Agent	Implementation Stage <sup>1</sup>				Relevant Legislation & Guidelines
					Des	Con	Op	Dec	
4.9	3.2	<p>The HA has assumed that the following “Good Practices” and “recommended design measures” for the safe operation of OWTF 2 shall be carried out as far as reasonably practicable:</p> <ul style="list-style-type: none"> <li>▪ The process plant building will be provided with adequate number of gas detectors distributed over the various areas of potential leak sources to provide adequate coverage.</li> <li>▪ All electrical equipment inside the building will be classified in accordance with the electrical area classification requirements. No unclassified electrical equipment will be used during operations or maintenance.</li> <li>▪ Reference can be made to Codes of Practice and guidance issued in Europe that applies to places where explosive atmospheres may occur (called ‘ATEX’ requirements). These are covered as part of the European Directive: the Explosive Atmospheres Directive (99/92/EC) and the UK regulations, Dangerous Substances and Explosive Atmospheres Regulations 2002 (DSEAR). Where potentially explosive atmospheres may occur in the workplace, the requirements include, identifying and classifying (zoning) areas where potentially explosive atmospheres may occur; avoiding ignition sources in zoned areas, in particular those from electrical and mechanical equipment; where necessary, identifying the entrances to zoned areas; providing appropriate anti-static clothing for employees; and before they come into operation, verifying the overall explosion protection safety of areas where explosive atmospheres may occur.</li> <li>▪ All safety valves design shall take into account discharging any released fluid to a safe location, or stopping misdirection of fluid flows in order to avoid hazardous outcome.</li> <li>▪ Safety markings and crash barriers will be provided to the aboveground piping, digesters and the gas holder near the entrance.</li> <li>▪ Lightning protection installations will be installed following IEC 62305, BS EN 62305, AS/NZS 1768, NFPA 780 or equivalent standards.</li> <li>▪ A 10m high boundary wall with fire resistance will be</li> </ul>	During design and operation phases	Design Consultant / OWTF Operator	✓		✓		EIAO & EIAO TM Annex 4

EIA Ref.	EM&A Ref.	Environmental Protection Measures	Location / Duration of measures / Timing of completion of measures	Implementation Agent	Implementation Stage <sup>1</sup>				Relevant Legislation & Guidelines
					Des	Con	Op	Dec	
		<p>provided in the vicinity of the digester tanks, gasholders and gas purification equipment to protect the equipment against external fires, and to provide some protection to external areas from the effects of fire/explosion.</p> <ul style="list-style-type: none"> <li>▪ Suitable fire extinguishers will be provided within the site. An External Water Spray System (EWSS) will be installed in appropriate areas, such as around the gasholders, gas purification, desulphurisation units, and digester areas. The facilities will also be equipped with fire and gas detection system and fire suppression system. Stringent procedures are implemented to prohibit smoking or naked flames to be used on-site.</li> <li>▪ Fixed crash barriers will be provided in areas where process equipment is adjacent to the internal roadway to protect against vehicle collision. Adequate warning signage and lighting will also be provided and maximum speed limit will also be in place.</li> </ul>							
<b>Noise Impact (Construction)</b>									
5.9.1	4.2.7	<p><b>Good Site Practice</b>                      Good site practice and noise management can significantly reduce the impact of construction site activities on nearby NSRs. The following package of measures should be followed during each phase of construction:</p> <ul style="list-style-type: none"> <li>▪ only well-maintained plant to be operated on-site and plant should be serviced regularly during the construction works;</li> <li>▪ machines and plant that may be in intermittent use to be shut down between work periods or should be throttled down to a minimum;</li> <li>▪ plant known to emit noise strongly in one direction, should, where possible, be orientated to direct noise away from the NSRs;</li> <li>▪ mobile plant should be sited as far away from NSRs as possible; and</li> <li>▪ material stockpiles and other structures to be effectively utilised, where practicable, to screen noise from on-site</li> </ul>	Within construction site / During construction phase	Contractor		✓			EIAO, EIAO-TM and Noise Control Ordinance



EIA Ref.	EM&A Ref.	Environmental Protection Measures	Location / Duration of measures / Timing of completion of measures	Implementation Agent	Implementation Stage <sup>1</sup>				Relevant Legislation & Guidelines
					Des	Con	Op	Dec	
		construction activities.							
5.9.1	4.2.7	<b>Selection of Quieter PME</b> The recommended quieter PME adopted in the assessment were taken from the EPD's QPME Inventory and British Standard, namely <i>Noise Control on Construction and Open Sites, BS 5228: Part 1: 2009</i> . It should be noted that the silenced PME selected for assessment can be found in Hong Kong.	Within construction site / During construction phase	Contractor		✓			EIAO, EIAO-TM and Noise Control Ordinance
5.9.1	4.2.7	<b>Use of Movable Noise Barriers</b> Movable noise barriers can be very effective in screening noise from particular items of plant when constructing the Project. Noise barriers located along the active works area close to the noise generating component of a PME could produce at least 10 dB(A) screening for stationary plant and 5 dB(A) for mobile plant provided the direct line of sight between the PME and the NSRs is blocked.	Within construction site / During construction phase	Contractor		✓			EIAO, EIAO-TM and Noise Control Ordinance
5.9.1	4.2.7	<b>Use of Noise Enclosure/ Acoustic Shed</b> The use of noise enclosure or acoustic shed is to cover stationary PME such as air compressor and generator. With the adoption of the noise enclosure, the PME could be completely screened, and noise reduction of 15 dB(A) can be achieved according to the EIAO Guidance Note No.9/2010.	Within construction site / During construction phase	Contractor		✓			EIAO, EIAO-TM and Noise Control Ordinance
5.9.1	4.2.7	<b>Use of Noise Insulating Fabric</b> Noise insulating fabric can also be adopted for certain PME (e.g. pilling machine etc). The fabric should be lapped such that there are no openings or gaps on the joints. According to the approved Tsim Sha Tsui Station Northern Subway EIA report (AEIAR-127/2008), a noise reduction of 10 dB(A) can be achieved for the PME lapped with the noise insulating fabric.	Within construction site / During construction phase	Contractor		✓			EIAO, EIAO-TM and Noise Control Ordinance
<b>Noise Impact (Operation)</b>									
5.9.2	4.2.7	<b>Fixed Plant Noise</b> Specification of the maximum allowable sound power levels of the proposed fixed plants should be followed. The following noise reduction measures should be considered as far as practicable during operation: <ul style="list-style-type: none"> <li>▪ Choose quieter plant such as those which have been effectively silenced;</li> </ul>	Within construction site / During operation phase / Throughout operation phase	Design Consultant / Contractor	✓		✓		EIAO, EIAO-TM and Noise Control Ordinance

EIA Ref.	EM&A Ref.	Environmental Protection Measures	Location / Duration of measures / Timing of completion of measures	Implementation Agent	Implementation Stage <sup>1</sup>				Relevant Legislation & Guidelines
					Des	Con	Op	Dec	
		<ul style="list-style-type: none"> <li>▪ Include noise levels specification when ordering new plant (including chillier and E/M equipment);</li> <li>▪ Locate fixed plant/louver away from any NSRs as far as practicable;</li> <li>▪ Locate fixed plant in walled plant rooms or in specially designed enclosures;</li> <li>▪ Locate noisy machines in a completely separate building;</li> <li>▪ Install direct noise mitigation measures including silencers, acoustic louvers and acoustic enclosure where necessary; and</li> <li>▪ Develop and implement a regularly scheduled plant maintenance programme so that equipment is properly operated and serviced in order to maintain a controlled level of noise.</li> </ul>							
<b>Water Quality Impact (Construction)</b>									
6.8.1.1	5.3	<p><b>Construction site runoff</b></p> <p>The site practices outlined in ProPECC Note PN 1/94 should be followed as far as practicable in order to minimise surface runoff and the chance of erosion. The following measures are recommended to protect water quality and sensitive uses of the coastal area, and when properly implemented should be sufficient to adequately control site discharges so as to avoid water quality impacts:</p> <ul style="list-style-type: none"> <li>▪ At the start of site establishment, perimeter cut-off drains to direct off-site water around the site should be constructed with internal drainage works and erosion and sedimentation control facilities implemented. Channels, earth bunds or sand bag barriers should be provided on site to direct storm water to silt removal facilities. The design of the temporary on-site drainage system should be undertaken by the Contractor prior to the commencement of construction;</li> <li>▪ Sand/silt removal facilities such as sand/silt traps and sediment basins should be provided to remove sand/silt particles from runoff to meet the requirements of the TM standards under the WPCO. The design of efficient silt</li> </ul>	Within construction site / Duration of the construction phase	Contractor		✓			ProPECC Note PN 1/94

EIA Ref.	EM&A Ref.	Environmental Protection Measures	Location / Duration of measures / Timing of completion of measures	Implementation Agent	Implementation Stage <sup>1</sup>				Relevant Legislation & Guidelines
					Des	Con	Op	Dec	
		<p>removal facilities should be based on the guidelines in Appendix A1 of ProPECC Note PN 1/94. Sizes may vary depending upon the flow rate. The detailed design of the sand/silt traps should be undertaken by the Contractors prior to the commencement of construction.</p> <ul style="list-style-type: none"> <li>▪ All drainage facilities and erosion and sediment control structures should be regularly inspected and maintained to ensure proper and efficient operation at all times and particularly during rainstorms. Deposited silt and grit should be regularly removed, at the onset of and after each rainstorm to ensure that these facilities are functioning properly at all times.</li> <li>▪ Measures should be taken to minimize the ingress of site drainage into excavations. If excavation of trenches in wet periods is necessary, they should be dug and backfilled in short sections wherever practicable. Water pumped out from foundation excavations should be discharged into storm drains via silt removal facilities.</li> <li>▪ All vehicles and plant should be cleaned before leaving a construction site to ensure no earth, mud, debris and the like is deposited by them on roads. An adequately designed and sited wheel washing facility should be provided at construction site exit where practicable. Wash-water should have sand and silt settled out and removed regularly to ensure the continued efficiency of the process. The section of access road leading to, and exiting from, the wheel-wash bay to the public road should be paved with sufficient backfall toward the wheel-wash bay to prevent vehicle tracking of soil and silty water to public roads and drains.</li> <li>▪ Open stockpiles of construction materials or construction wastes on-site should be covered with tarpaulin or similar fabric during rainstorms. Measures should be taken to prevent the washing away of construction materials, soil, silt or debris into any drainage system.</li> <li>▪ Manholes (including newly constructed ones) should be adequately covered and temporarily sealed so as to prevent silt, construction materials or debris being washed into the drainage system and stormwater runoff being directed into</li> </ul>							

EIA Ref.	EM&A Ref.	Environmental Protection Measures	Location / Duration of measures / Timing of completion of measures	Implementation Agent	Implementation Stage <sup>1</sup>				Relevant Legislation & Guidelines
					Des	Con	Op	Dec	
		foul sewers. <ul style="list-style-type: none"> <li>▪ Precautions should be taken at any time of the year when rainstorms are likely. Actions should be taken when a rainstorm is imminent or forecasted and actions to be taken during or after rainstorms are summarized in Appendix A2 of ProPECC Note PN 1/94. Particular attention should be paid to the control of silty surface runoff during storm events, especially for areas located near steep slopes.</li> <li>▪ Bentonite slurries used in piling or slurry walling should be reconditioned and reused wherever practicable. Temporary enclosed storage locations should be provided on-site for any unused bentonite that needs to be transported away after all the related construction activities are completed. The requirements in ProPECC Note PN 1/94 should be adhered to in the handling and disposal of bentonite slurries.</li> </ul>							
6.8.1.2	5.3	<b>General construction activities</b> Construction solid waste, debris and refuse generated on-site should be collected, handled and disposed of properly to avoid entering any nearby storm water drain. Stockpiles of cement and other construction materials should be kept covered when not being used.	Within construction site / During construction phase	Contractor		✓			ProPECC Note PN 1/94
6.8.1.3	5.3	<b>Excavation works</b> The construction programme should be properly planned to minimise excavation works during the wet season (April to September), temporarily exposed slope/soil surfaces should be covered by a tarpaulin or other means, as far as practicable. Interception channels should be provided (e.g. along the crest/edge of the excavation) to prevent storm runoff from washing across exposed soil surfaces. Arrangements should be in place to ensure that adequate surface protection measures can be safely carried out well before the arrival of a rainstorm. Other measures that need to be implemented before, during and after rainstorms are summarized in ProPECC PN 1/94.	Within construction site / During construction phase	Contractor		✓			ProPECC Note PN 1/94
6.8.1.4	5.3	<b>Accidental spillage</b> <ul style="list-style-type: none"> <li>▪ The Contractor should register as a chemical waste producer</li> </ul>	Within construction site / During construction phase	Contractor		✓			ProPECC Note PN 1/94 and Waste Disposal

EIA Ref.	EM&A Ref.	Environmental Protection Measures	Location / Duration of measures / Timing of completion of measures	Implementation Agent	Implementation Stage <sup>1</sup>				Relevant Legislation & Guidelines
					Des	Con	Op	Dec	
		<p>if chemical wastes are produced from construction activities. The Waste Disposal Ordinance (Cap 354) and its subsidiary regulations in particular the Waste Disposal (Chemical Waste) (General) Regulation should be observed and complied with for control of chemical wastes.</p> <ul style="list-style-type: none"> <li>▪ Maintenance of vehicles and equipment, involving activities with potential for leakage and spillage, should only be undertaken within areas appropriately equipped to control these discharges.</li> <li>▪ Oils and fuels should only be stored in designated areas which have pollution prevention facilities. To prevent spillage of fuels and solvents to any nearby storm water drain, all fuel tanks and storage areas should be provided with locks and be sited on sealed areas, within bunds of a capacity equal to 110% of the storage capacity of the largest tank. The bund should be drained of rainwater after a rain event.</li> <li>▪ Disposal of chemical wastes should be carried out in compliance with the Waste Disposal Ordinance. The Code of Practice on the Packaging, Labelling and Storage of Chemical Wastes published under the Waste Disposal Ordinance details the requirements to deal with chemical wastes. General requirements are given as follows:                             <ul style="list-style-type: none"> <li>– Suitable containers should be used to hold the chemical wastes to avoid leakage or spillage during storage, handling and transport.</li> <li>– Chemical waste containers should be suitably labelled, to notify and warn the personnel who are handling the wastes, to avoid accidents.</li> <li>– Storage area should be selected at a safe location on site and adequate space should be allocated to the storage area.</li> </ul> </li> </ul>						Ordinance	
6.8.1.5	5.3	<p><b>Sewage effluent from construction workforce</b></p> <p>Temporary sanitary facilities, such as portable chemical toilets, should be employed on-site where necessary to handle sewage from the workforce. A licensed contractor should be employed to provide appropriate and adequate portable toilets and be</p>	<p>Within construction site / During construction phase</p>	Contractor		✓			ProPECC Note PN 1/94

EIA Ref.	EM&A Ref.	Environmental Protection Measures	Location / Duration of measures / Timing of completion of measures	Implementation Agent	Implementation Stage <sup>1</sup>				Relevant Legislation & Guidelines
					Des	Con	Op	Dec	
		responsible for appropriate disposal and maintenance.							
<b>Water Quality Impact (Operation)</b>									
6.8.2.1	5.3	<p><b>Sewage effluent and sewerage impact</b></p> <p>In order to minimise the risk of exceeding capacity of the sewerage system, on-site underground storage of effluent is recommended for the OWTF 2, with a capacity of 6 hours of peak flow. Using the values presented in the preliminary design, the on-site storage required to buffer excess capacity would be equivalent to 30 m<sup>3</sup>. A below ground effluent retention tank would function to store effluent produced during peak periods when usage of the Sha Ling pumping station is high. Effluent stored during such periods could then be pumped out of the retention tank and discharged into the public sewer during off-peak times when capacity is sufficient.</p>	Within construction site / During design and operation phase	Design Consultant / OWTF Operator	✓		✓		EIA recommendations
6.8.2.2	5.3	<p><b>Wastewater generation from organic waste treatment processes</b></p> <p>Wastewater must be collected and diverted to the wastewater treatment plant (WWTP).</p> <p>An adequately sized WWTP with technologies such as membrane bioreactor, reverse osmosis or multi-phase separation process or system should be provided for the OWTF 2. Polluting parameters in the effluent should be in compliance with the requirements as specified in the TM-DSS.</p> <p><i>Leachate from the waste reception and composting process</i></p> <ul style="list-style-type: none"> <li>A drainage system will be provided at the reception area connecting to the proposed onsite WWTP. The leachate would be treated in the WWTP and there would be no direct discharge of leachate.</li> </ul> <p><i>Dewatering of the digestate from the separators</i></p> <ul style="list-style-type: none"> <li>The wastewater generated from the dewatering of digestate from the digesters is expected to be around 229.18 m<sup>3</sup>/day and a peak flow of 5.31L/s. The on-site WWTP will deploy suitable treatment process in order to reduce the pollution level to an acceptable standard. The effluent shall be treated according to the TM-DSS standard before discharging to foul sewers.</li> </ul>	Within construction site / During design and operation phase	Design Consultant / OWTF Operator	✓		✓		TM-DSS, Water Pollution Control Ordinance

EIA Ref.	EM&A Ref.	Environmental Protection Measures	Location / Duration of measures / Timing of completion of measures	Implementation Agent	Implementation Stage <sup>1</sup>				Relevant Legislation & Guidelines
					Des	Con	Op	Dec	
		<p><i>Condensate from biogas drying, odour treatment and ventilation system</i></p> <ul style="list-style-type: none"> <li>Condensate from biogas handling and wastewater from the odour treatment process would be collected and transferred to the WWTP. There is no direct discharge of wastewater to the sewer.</li> </ul> <p><i>Washing of waste delivery trucks</i></p> <ul style="list-style-type: none"> <li>Surplus wastewater generated from the vehicle washing facilities would be collected and transferred to the WWTP for further treatment before discharging to the foul sewer.</li> </ul> <p><i>Untreated wastewater from wastewater treatment plant</i></p> <ul style="list-style-type: none"> <li>Maintenance of the WWTP and its connection pipe work would be conducted regularly to confirm the condition of the holding tank and pipes. This will ensure early detection of any damage for repair or replacement.</li> </ul> <p><i>Leakage of materials from WWTP</i></p> <ul style="list-style-type: none"> <li>Regular scheduled maintenance of the WWTP will be carried out to confirm the condition of the facility and detect any damages at an early stage for repair or replacement.</li> </ul>							
6.8.2.3	5.3	<p><b>Contaminated stormwater runoff and accidental spillages</b></p> <p>Regular maintenance of plant facilities, as recommended in <b>Section 6.8.2.2</b> of the EIA report, will be performed to confirm the condition of plant facilities and detect any damage for repair or replacement. Training should be provided to the employees on handling accidental spillage, so that in such cases, actions can be carried out quickly to avoid runoff to nearby streams/drains.</p>	Within construction site / During operation phase / Throughout operation phase	OWTF Operator			✓		TM-DSS; Water Pollution Control Ordinance
<b>Waste Management Implications (Construction)</b>									
7.6.1.1	6.3	<p><b>Good Site Practices</b></p> <p>Recommendations for good site practices during the construction activities include:</p> <ul style="list-style-type: none"> <li>Obtain the relevant waste disposal permits from appropriate authorities, in accordance with the Waste Disposal Ordinance (Cap. 354) and subsidiary Regulations and the Land (Miscellaneous Provisions) Ordinance (Cap. 28);</li> </ul>	Project construction site / Throughout construction stage / Until completion of all construction activities	Contractor			✓		Waste Disposal Ordinance; Regulation and the Land (Miscellaneous Provisions) Ordinance;

EIA Ref.	EM&A Ref.	Environmental Protection Measures	Location / Duration of measures / Timing of completion of measures	Implementation Agent	Implementation Stage <sup>1</sup>				Relevant Legislation & Guidelines
					Des	Con	Op	Dec	
		<ul style="list-style-type: none"> <li>■ Provide staff training for proper waste management and chemical handling procedures;</li> <li>■ Provide sufficient waste disposal points and regular waste collection;</li> <li>■ Provide appropriate measures to minimise windblown litter and dust during transportation of waste by either covering trucks or by transporting wastes in enclosed containers;</li> <li>■ Carry out regular cleaning and maintenance programme for drainage systems, sumps and oil interceptors;</li> <li>■ Separate chemical wastes for special handling and disposal to licensed facilities for treatment; and</li> <li>■ Employ licensed waste collectors to collect waste.</li> </ul>							Waste Disposal (Chemical Wastes) (General) Regulation; Technical Circular (Works) No. 19/2005 Environmental Management on Construction Site
7.6.1.2	6.3	<p><b>Waste Reduction Measures</b></p> <p>Recommendations to achieve waste reduction include:</p> <ul style="list-style-type: none"> <li>■ Design foundation works to minimise the amount of excavated material to be generated;</li> <li>■ Provide training on the importance of site cleanliness and appropriate waste management procedures, including waste reduction, reuse and recycling;</li> <li>■ Sort demolition debris and excavated materials from demolition works to recover reusable/recyclable portions</li> <li>■ Segregation and storage of different types of waste in different containers or skips to enhance reuse or recycling of materials and their proper disposal</li> <li>■ Encourage collection of recyclable waste such as waste paper and aluminium cans by providing separate labelled bins to enable such waste to be segregated from other general refuse generated by the work force</li> <li>■ Plan the use of construction materials carefully to minimise amount of waste generated and avoid unnecessary generation of waste</li> </ul>	Project construction site / Throughout construction stage / Until completion of all construction activities	Contractor	✓	✓			Waste Disposal Ordinance
7.6.1.3	6.3	<p><b>Excavated and C&amp;D Materials</b></p> <p>In order to minimise impacts resulting from collection and transportation of C&amp;D material for off-site disposal, the</p>	Project construction site / Throughout construction stage / Until completion	Contractor	✓	✓			Waste Disposal Ordinance ; DEVB Technical



EIA Ref.	EM&A Ref.	Environmental Protection Measures	Location / Duration of measures / Timing of completion of measures	Implementation Agent	Implementation Stage <sup>1</sup>				Relevant Legislation & Guidelines
					Des	Con	Op	Dec	
		excavated materials should be reused on-site as fill material as backfilling material and for landscaping works far as practicable. Other mitigation requirements are: <ul style="list-style-type: none"> <li>▪ A Waste Management Plan (WMP), which becomes part of the Environmental Management Plan (EMP), should be prepared in accordance with ETWB TC(W) No.19/2005;</li> <li>▪ A recording system for the amount of wastes generated, recycled and disposed of (including the disposal sites) should be adopted for easy tracking; and</li> <li>▪ In order to monitor the disposal of excavated and non-inert C&amp;D material at public filling facilities and landfills and to control fly-tipping, a trip-ticket system should be adopted (refer to DEVB TC(W) No. 6/2010).</li> </ul>	of all construction activities					Circular (Works) No.6/2010 for Trip Ticket System for Disposal of Construction & Demolition Materials; Technical Circular (Works) No. 19/2005 Environmental Management on Construction Site	
7.6.1.4	6.3	<b>Chemical Waste</b> Should chemical wastes be produced at the construction site, the Contractor would be required to register with EPD as a Chemical Waste Producer and to follow the guidelines stated in the Code of Practice on the Packaging, Labelling and Storage of Chemical Wastes. Good quality containers compatible with the chemical wastes should be used, and incompatible chemicals should be stored separately. Appropriate labels should be securely attached on each chemical waste container indicating the corresponding chemical characteristics of the chemical waste (such as explosive, flammable, oxidizing, irritant, toxic, harmful, or corrosive). The Contractor should employ a licensed collector to transport and dispose of the chemical wastes, to either the CWTC in Tsing Yi, or any other licensed facilities, in accordance with the Waste Disposal (Chemical Waste) (General) Regulation.	Project construction site / Throughout construction stage / Until completion of all construction activities	Contractor		✓			Code of Practice on the Packaging Labelling and Storage of Chemical Wastes; Waste Disposal (Chemical Waste) (General) Regulation
7.6.1.5	6.3	<b>General Refuse</b> General refuse should be stored in enclosed bins or compaction units separated from excavated and non-inert C&D materials. A reputable waste collector should be employed by the Contractor to remove general refuse from the site, separately from inert C&D materials. Preferably an enclosed and covered area should be provided to reduce the occurrence of 'wind blown' light material.	Project construction site / Throughout construction stage / Until completion of all construction activities	Contractor		✓			Waste Disposal Ordinance and Public Health and Municipal Services Ordinance - Public Cleansing and Prevention of Nuisances

EIA Ref.	EM&A Ref.	Environmental Protection Measures	Location / Duration of measures / Timing of completion of measures	Implementation Agent	Implementation Stage <sup>1</sup>				Relevant Legislation & Guidelines
					Des	Con	Op	Dec	
<b>Waste Management Implications (Operation)</b>									
7.6.2.1	6.3	<p><b>Good site practices</b></p> <p>Adoption of the following good operational practices should be recommended to minimise waste management impacts:</p> <ul style="list-style-type: none"> <li>▪ Obtain the necessary waste disposal permits from the appropriate authorities, in accordance with the Waste Disposal Ordinance (Cap. 354), Waste Disposal (Chemical Waste) (General) Regulation and the Land (Miscellaneous Provision) Ordinance (Cap. 28);</li> <li>▪ Nomination of an approved person to be responsible for good site practice, arrangements for collection and effective disposal to an appropriate facility of all wastes generated at the site;</li> <li>▪ Use of a waste haulier licensed to collect specific category of waste;</li> <li>▪ A trip-ticket system should be included as one of the contractual requirements and implemented by the Environmental Team to monitor the disposal of solid wastes at public filling facilities and landfills, and to control fly tipping. Reference should be made to DEVB TC(W) No. 6/2010.</li> <li>▪ Training of site personnel in proper waste management and chemical waste handling procedures;</li> <li>▪ Separation of chemical wastes for special handling and appropriate treatment at a licensed facility;</li> <li>▪ Routine cleaning and maintenance programme for drainage systems, sumps and oil interceptors;</li> <li>▪ Provision of sufficient waste disposal points and regular collection for disposal;</li> <li>▪ Adoption of appropriate measures to minimise windblown litter and dust during transportation of waste, such as covering trucks or transporting wastes in enclosed containers; and,</li> <li>▪ Implementation of a recording system for the amount of</li> </ul>	Construction site / On a regular basis / Throughout operation stage	OWTF Operator			✓		Regulation  Waste Disposal Ordinance; Waste Disposal (Chemical Waste) (General); Regulation and the Land (Miscellaneous Provision) Ordinance; DEVB Technical Circular (Works) No. 6/2010.

EIA Ref.	EM&A Ref.	Environmental Protection Measures	Location / Duration of measures / Timing of completion of measures	Implementation Agent	Implementation Stage <sup>1</sup>				Relevant Legislation & Guidelines
					Des	Con	Op	Dec	
		wastes generated, recycled and disposed of (including the disposal sites).							
7.6.2.2	6.3	<p><b>Waste reduction measures</b></p> <p>Adoption of the following good operational practices should be recommended to ensure waste reduction:</p> <ul style="list-style-type: none"> <li>▪ Segregation and storage of different types of waste in different containers, skips or stockpiles to enhance reuse or recycling of materials and their proper disposal;</li> <li>▪ Encourage collection of aluminium cans, plastic bottles and packaging material (e.g. carton boxes) and office paper by individual collectors. Separate labelled bins should be provided to help segregate this waste from other general refuse generated by the work force; and</li> <li>▪ Any unused chemicals or those with remaining functional capacity should be reused as far as practicable.</li> </ul>	Construction site / On a regular basis / Throughout operation stage	OWTF Operator			✓		Waste Disposal Ordinance; Waste Disposal (Chemical Waste) (General); Regulation and the Land (Miscellaneous Provision) Ordinance
7.6.2.3	6.3	<p><b>Waste generated from pre-treatment process</b></p> <p>Wastes generated from pre-treatment process should be recycled as far as possible. Wastes generated from pre-treatment process should also be separated from any chemical waste and stored in covered skips. The recyclables should be collected by licensed collectors, while the rest of the waste should be removed from the site on a daily basis to minimise odour, pest and litter impacts. Open burning must be strictly prohibited.</p>	Pre-treatment process / Throughout operation stage	OWTF Operator			✓		Waste Disposal (Chemical Waste) (General)
7.6.2.4	6.3	<p><b>Chemical Waste</b></p> <ul style="list-style-type: none"> <li>▪ Chemical waste generated from machinery maintenance and servicing should be managed in accordance with the Code of Practice on the Packaging, Labelling and storage of Chemical Wastes under the provisions of Waste Disposal (Chemical Waste) (General) Regulation. The chemical waste should be collected by drum-type containers and, when transported off-site, removed by licensed chemical waste contractors. Alternatively, some of the chemical waste may be retained on-site for re-use by the Project in the manufacture of biogas or other products, subject to their composition being confirmed as suitable for such application.</li> </ul>	Construction site Throughout operation stage	OWTF Operator			✓		Code of Practice on the Packaging Labelling and Storage of Chemical Wastes; Waste Disposal (Chemical Waste) (General) Regulation

EIA Ref.	EM&A Ref.	Environmental Protection Measures	Location / Duration of measures / Timing of completion of measures	Implementation Agent	Implementation Stage <sup>1</sup>				Relevant Legislation & Guidelines
					Des	Con	Op	Dec	
		<ul style="list-style-type: none"> <li>Plant / equipment maintenance schedules should be planned in order to minimise the generation of chemical waste.</li> <li>Non-recyclable chemical wastes and lubricants should be disposed of at appropriate facilities, such as CWTC. Copies or counterfoils from collection receipts issued by the licensed waste collector should be kept for recording purpose.</li> <li>Recyclable chemical waste will be transported off-site for treatment by a licensed collector. The Contractor will need to register with EPD as a chemical waste producer.</li> </ul>							
7.6.2.5	6.3	<p><b>General Refuse</b></p> <ul style="list-style-type: none"> <li>Waste generated in site offices should be reduced through segregation and collection of recyclables. To promote the recycling of wastes such as used paper, aluminium cans and plastic bottles, it is recommended that recycling bins should be clearly labelled and placed at locations with easy access. For the collection of recyclable materials, they should be collected by licensed collectors.</li> <li>General refuse, other than segregated recyclable wastes, should be separated from any chemical waste and stored in covered skips. The general refuse should be removed from the site on a daily basis to minimise odour, pest and litter impacts. Also, open burning of refuse must be strictly prohibited.</li> </ul>	Construction site / On a regular basis / Throughout operation stage	OWTF Operator			✓		Waste Disposal Ordinance
<b>Ecological Impact (Construction)</b>									
8.7	7.3	For precautionary purposes and to further ensure that no wild flora species of conservation interest will be affected, prior to commencement of any construction works, it is recommended to conduct a detailed vegetation survey as baseline monitoring to update the exact locations, number and condition of individuals of <i>Aquilaria sinensis</i> and any other floral species of conservation interest within the Project Area. A Vegetation Survey Report summarizing the findings and recommendations of the detailed vegetation survey should be prepared and submitted to AFCD for approval no later than one month prior to commencement of construction works.	Before Project commencement	OWTF Operator	✓				EIAO-TM
8.7	7.3	During construction phase, erection of a temporary protective	Throughout construction	OWTF Operator			✓		EIAO-TM

EIA Ref.	EM&A Ref.	Environmental Protection Measures	Location / Duration of measures / Timing of completion of measures	Implementation Agent	Implementation Stage <sup>1</sup>				Relevant Legislation & Guidelines
					Des	Con	Op	Dec	
		fence along the plantation area where trees and vegetation, including those of conservation concern identified under the detailed vegetation survey, would be retained within the Project Area is recommended for precautionary purposes to avoid any potential impact from construction activities such as vehicle movement and materials storage. Establishment of the protective fence could also raise the awareness of personnel to be present and protection of the plants. While the protective fence should be properly maintained, monitoring of individuals of <i>Aquilaria sinensis</i> and any other floral species of conservation interest identified in the detailed vegetation survey during construction phase on a monthly basis should be conducted to make sure that they are not affected by the construction works of the Project.	stage						
<b>Ecological Impact (Operation)</b>									
No mitigation measure is required.									
<b>Landscape and Visual Impact (Construction)</b>									
Table 10.7 (CP1)	Table 8.1 (CP1)	<b>Preservation of Existing Vegetation</b> The development proposals would avoid disturbance to the existing trees as far as practicable within the confines of the development site. A preliminary tree survey has been undertaken to establish the existing resources. A tree survey review with formal tree removal application will be submitted to the relevant government departments for approval in accordance with ETWB TC(W) 03/2006 Tree Preservation, during the detailed design phase of the Project. Based on the preliminary findings it would be possible to retain 441 of the existing trees. If possible, all trees which are not in conflict with the proposals would be retained and shall be protected through the means of fencing, where appropriate, to prevent potential damage to tree canopies and root zones from vehicles and materials storage. Specifications for the protection of existing trees will be circulated to the relevant government authorities for approval together with the formal tree removal application.	Construction site / Throughout construction stage / Until completion of all construction activities	Contractor	✓	✓			Technical Circular (Works) No. 3/2006
Table 10.7 (CP2)	Table 8.1 (CP2)	<b>Control of site construction activities</b> <ul style="list-style-type: none"> <li>■ Storage of materials should be carefully arranged to minimise potential landscape and visual impact.</li> </ul>	Construction site / Throughout construction stage / Until completion	Contractor	✓	✓			EIAO-TM

EIA Ref.	EM&A Ref.	Environmental Protection Measures	Location / Duration of measures / Timing of completion of measures	Implementation Agent	Implementation Stage <sup>1</sup>				Relevant Legislation & Guidelines
					Des	Con	Op	Dec	
		<ul style="list-style-type: none"> <li>The location and appearance of site accommodation should be carefully designed to minimise potential landscape and visual impact.</li> <li>Site lighting should be carefully designed to prevent light spillage,</li> <li>Extent of the works area and construction period should be minimised as far as practicable.</li> <li>Screen hoarding with compatible design to blend into the surrounding natural environment should be considered.</li> <li>Temporary works areas should be reinstated at the earliest possible opportunity.</li> </ul>	of all construction activities						
Table 10.7 (CP3)	Table 8.1 (CP3)	<p><b>Transplantation of existing trees</b></p> <p>Under current proposal, no tree is recommended to be transplanted since the trees in conflict with the proposed works are not suitable to be transplanted. However, should transplantation be proposed in the detailed design stage after an update tree survey, the recommended final recipient sites should be adjacent to their current locations. Enough time should be reserved for tree transplantation works to increase the survival rate of the transplanting trees. To ensure the survival of transplanted trees, protection work should be considered. The tree transplantation proposal will be submitted to relevant authorities for approval together with the formal tree removal application.</p>	Construction site / Throughout construction stage / Until completion of all construction activities	Contractor	✓	✓			Technical Circular (Works) No. 3/2006
<b>Landscape and Visual Impact (Operation)</b>									
Table 10.8 (OP1)	Table 8.2 (OP1)	<p><b>Design of the Proposed OWTF</b></p> <p>OWTF will incorporate design features as part of design mitigation measures including</p> <ul style="list-style-type: none"> <li><b>Integrated design approach</b> - the location of OWTF should be within the existing Livestock Waste Composting Plant, as far as technically feasible. The location and orientation of the OWTF should be away from landscape and visually sensitive areas such as ponds and woodlands.</li> <li><b>Building massing</b> – the proposed use of simple responsive design includes having specific height profile requirement</li> </ul>	Construction site / During design stage	Design Consultant / OWTF Operator	✓				EIAO-TM

EIA Ref.	EM&A Ref.	Environmental Protection Measures	Location / Duration of measures / Timing of completion of measures	Implementation Agent	Implementation Stage <sup>1</sup>				Relevant Legislation & Guidelines
					Des	Con	Op	Dec	
		<p>such as, single-storey, lower than the adjacent building structures, and avoiding large built structure for supporting facilities to reduce the intrusion of mass in the rural areas.</p> <ul style="list-style-type: none"> <li>▪ <b>Treatment of built structures</b> – the structural design should seek to reduce the apparent visual mass of the facilities further through the use of natural materials such as wooden frames or other sustainable materials such as recycled plastics.</li> <li>▪ <b>Responsive building finishes</b> – Natural tones should be considered for the colour palette for proposed structures. Non-reflective finishes are recommended on the outward facing building facades to reduce glare effect.</li> <li>▪ <b>Responsive lighting design</b> – Aesthetic design of architectural and lighting with following glare design measures:                             <ul style="list-style-type: none"> <li>– Directional and full cut off lighting is recommended within the boundaries of OWTF to minimise light spillage to the surroundings;</li> <li>– Minimise geographical spread of lighting, only applying for safety at the key access points and staircases; and</li> </ul> </li> </ul> <p>Limited lighting intensity to meet the minimum safety and operation requirement.</p>							
Table 10.8 (OP2)	Table 8.2 (OP2)	<p><b>Amenity / Compensatory Planting</b></p> <p>Tree retention within the works area is considered to be important. New tree plantings will be concentrated in the proposed amenity areas along the boundaries of the site and along the exterior of OWTF buildings. Although a preliminary planting proposal is not yet available at the moment of producing this EIA Report, anticipated new tree planting within the Project site should be able to fully compensate for the loss of 14 trees proposed to be felled in terms of both quantity and quality. 441 existing trees will be retained through preserving them at their current locations. Establishment of newly planted trees is expected. Trees with high amenity value will be placed along the access routes to provide shade and soften the hard structures of OWTF buildings. Amenity plantings will utilise native tree species found on existing neighbouring slopes or</p>	Construction site / during design and operation stage	Design Consultant / OWTF Operator	✓		✓		Technical Circular (Works) Nos. 7/2002 and 3/2006

EIA Ref.	EM&A Ref.	Environmental Protection Measures	Location / Duration of measures / Timing of completion of measures	Implementation Agent	Implementation Stage <sup>1</sup>				Relevant Legislation & Guidelines
					Des	Con	Op	Dec	
		woodland areas to improve the ecological connectivity between existing habitats and create a coherent landscape network. Tree species with aggressive roots should be avoided to prevent damage to OWTF buildings and structures. Trees with high or moderate amenity value and low to medium maintenance should be considered as part of landscape resource enhancement. Recommended tree species include <i>Celtis sinensis</i> and <i>Liquidambar formosana</i> . These proposals will be subjected to review at detail design stage of the Project.							
Table 10.8 (OP3)	Table 8.2 (OP3)	<b>Treatment of Slopes</b> In accordance with GEO Publication No. 1/2011 "Technical Guidelines on Landscape Treatment for Slopes", these engineering structures will be aesthetically enhanced through the use of soft landscape works including tree and shrub planting to give man-made slopes a natural appearance, blending into the natural landscape. Whip-sized plantings are preferred on the face of soil cut slopes, at the crest and toe of the slope and within berm planters. These smaller, younger plants can adapt to their new growing conditions quicker than larger sized stock and establish a naturalistic effect rapidly. Recommended tree species include <i>Mallotus paniculatus</i> , <i>Broussonetia papyrifera</i> and <i>Alangium chinense</i> .	Construction site / during design and operation stage	Design Consultant / OWTF Operator	✓		✓		GEO Publication No. 1/2011 "Technical Guidelines on Landscape Treatment for Slopes"
Table 10.8 (OP4)	Table 8.2 (OP4)	<b>Amenity enhancement</b> Rooftop greening and vertical greening to mitigate the visual impact of taller structures can soften the façade of OWTF structures. Frameworks utilised for vertical greening should appear naturalistic.	Construction site / during design and operation stage	Design Consultant / OWTF Operator	✓		✓		Technical Circular (Works) No. 7/2002

Remarks:

1. Des – Design Stage, C – Construction Stage, O – Operation, Dec - Decommissioning