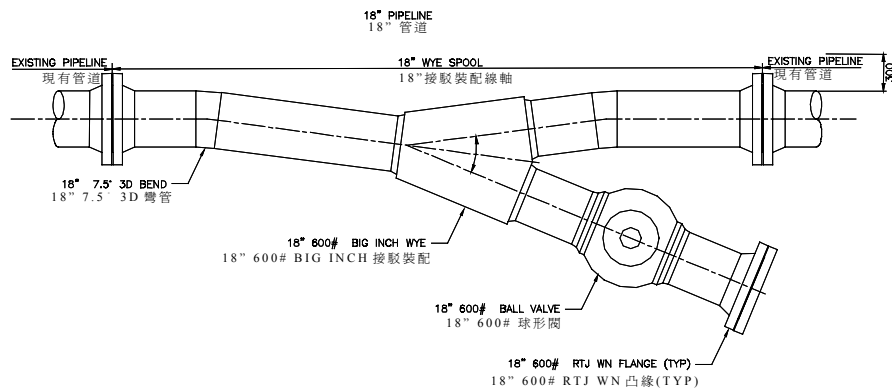
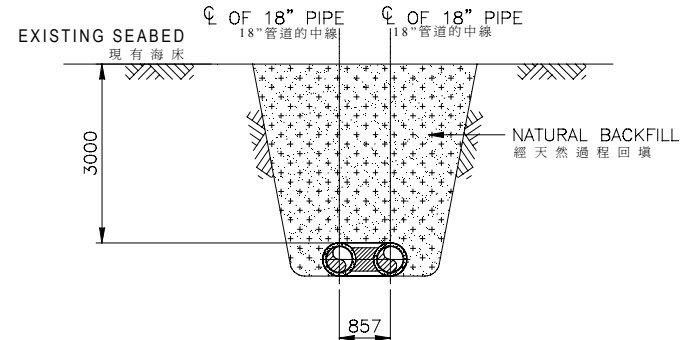


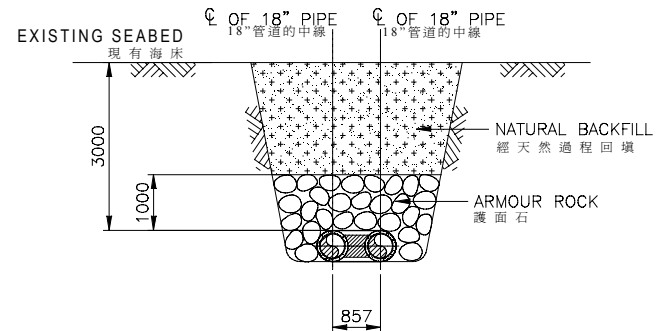
(i) - Bundle configuration for the pipeline
管道捆紮外形設計



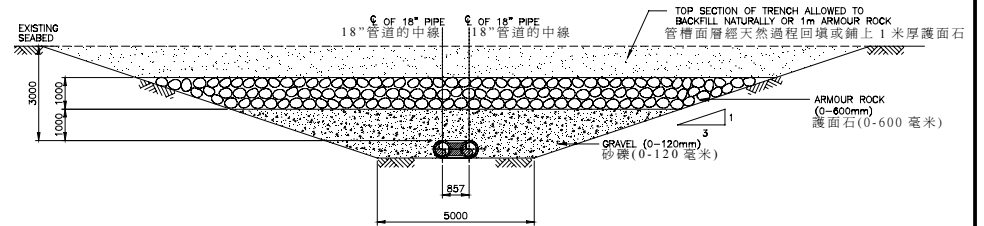
(ii) - Details of the subsea piggable wye (3m below seabed)
海底接駁裝配的詳細圖 (海床以下 3 米)



(iii) - Type I Installation (Jetting)
第一種安裝方法 (水力噴注法)



(iv) - Type II Installation (Jetting + Rock Backfill)
第二種安裝方法 (水力噴注加石料回填)



(v) - Type III Installation (Dredging)
第三種安裝方法 (挖掘法)

2



環境保護署
Environmental
Protection Department

擬建從深圳秤頭角液化天然氣接收站連接至香港大埔煤氣製造廠之海底輸氣管道
Proposed Submarine Gas Pipelines from Cheng Tou Jiao Liquefied Natural Gas Receiving Terminal,
Shenzhen to Tai Po Gas Production Plant, Hong Kong
環境許可證編號 EP-167/2003
Environmental Permit Number EP-167/2003

管道安裝資料 (指示圖)
Pipeline Installation Information
(Indicative)

圖二
Figure 2