

Figure A2A.1A Year 2021 Afternoon Peak Hour Traffic Forecast




Figure A2A.1B Year 2021 Afternoon Peak Hour Traffic Forecast

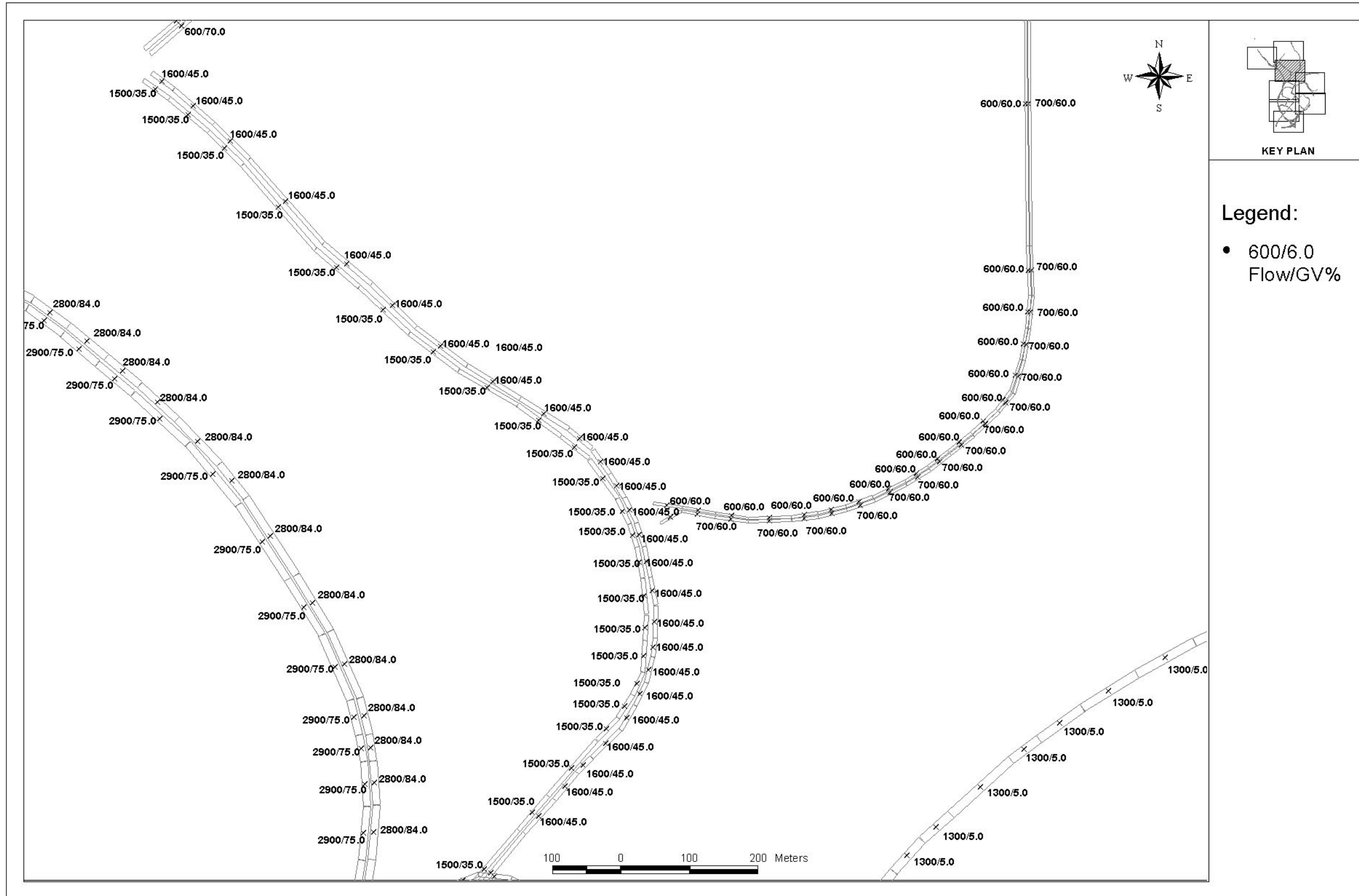


Figure A2A.1C Year 2021 Afternoon Peak Hour Traffic Forecast




Figure A2A.1D Year 2021 Afternoon Peak Hour Traffic Forecast




Figure A2A.1E Year 2021 Afternoon Peak Hour Traffic Forecast




Figure A2A.1F Year 2021 Afternoon Peak Hour Traffic Forecast




Figure A2A.1G Year 2021 Afternoon Peak Hour Traffic Forecast




Figure A2A.1H Year 2021 Afternoon Peak Hour Traffic Forecast

Composition of SWC Traffic (Year 2021 PM traffic forecast)

Vehicle Type	2021 PM Peak			
	To Shenzhen Western Corridor		From Shenzhen Western Corridor	
	veh/hr	Pcu	veh/hr	Pcu
Car	1280	1280	1293	1293
Bus	44	88	45	89
Goods Vehicle	1113	1947	1116	1953
Container Truck	1374	3435	1364	3410
Total	3811	6750	3817	6745