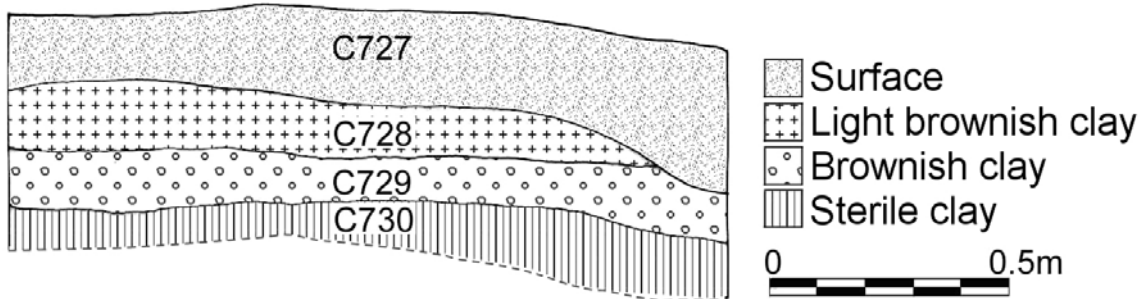
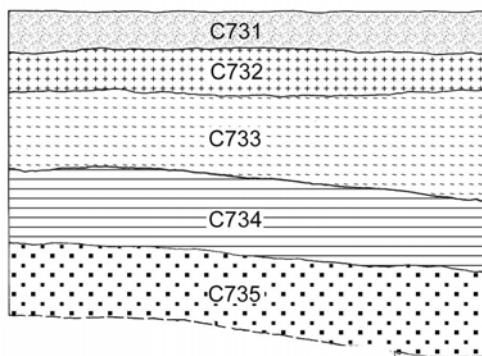


T7 South Wall Profile



T8 West Wall Profile



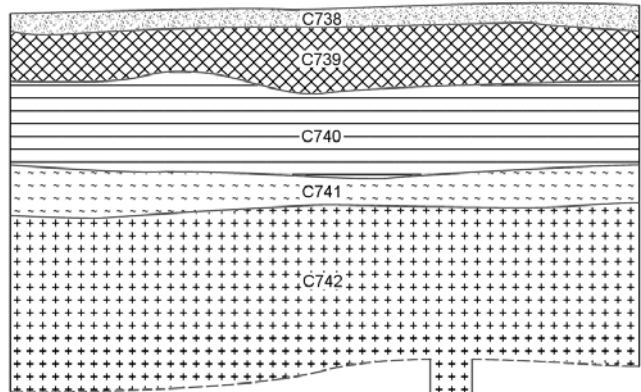
- Surface
- +++ Rammed fill
- Greyish silt
- ||| Blackish silty clay
- Dark mixed soil
- Yellowish coarse sand
- Greyish mud

0 0.5m

C736
(K140 C385)

C737
(K140 C386)

T9 West Wall Profile



- Surface
- ⊗ Rammed fill
- ||| Blackish hard soil
- Gray-blackish silty clay
- +++ Reddish coarse clay
- ||| Reddish clay with rocks

0 0.5m

(K150 C409)

C743 (K150 C410)

Figure 9.29 Stratigraphic Profiles of Test Pit T7, T8 and T9