

LEGEND:





-  500m Boundary of Ha Tsuen PS
-  Ha Tsuen PS Works Area
-  YLKTSSD Stage I (Package 1A-2T) Works Area
-  YLKTSSD Stage II (Original Package 2A-1T) Works Area

Figure A3.2
Cumulative Dust Impact Assessment
around Ha Tsuen PS

Agreement No. CE62/2000
EIA Study for the Upgrading and
Expansion of San Wai Sewage
Treatment Works and the Expansion
of Ha Tsuen Pumping Station

