









SIU HO WAN RAW WATER BOOSTER PUMPING STATION (PROPOSED SITE)

SIU HO WAN WATER TREATMENT WORKS BOUNDARY

PROPOSED SIU HO WAN WATER TREATMENT WORKS EXTENSION

LEGEND:

-  SECONDARY WOODLAND
-  PLANTATION
-  TALL SHRUB
-  STREAM
-  GRASSLAND/SHRUBLAND MOSAIC
-  DEVELOPED AREA/WASTELAND

0 100 200 300 400 500METRE



Agreement No. CE 75/2002 (WS)
Extension of Siu Ho Wan Water Treatment Works - Investigation

HABITAT MAP OF SUI HO WAN

M&E
Metcalf & Eddy Ltd
茂迪工程顧問有限公司

SCALE	As Shown	DATE	AUG 2004
CHECK	-	DRAWN	RLFL
JOB No.	71503	DRAWING No.	6.1
		REV	-