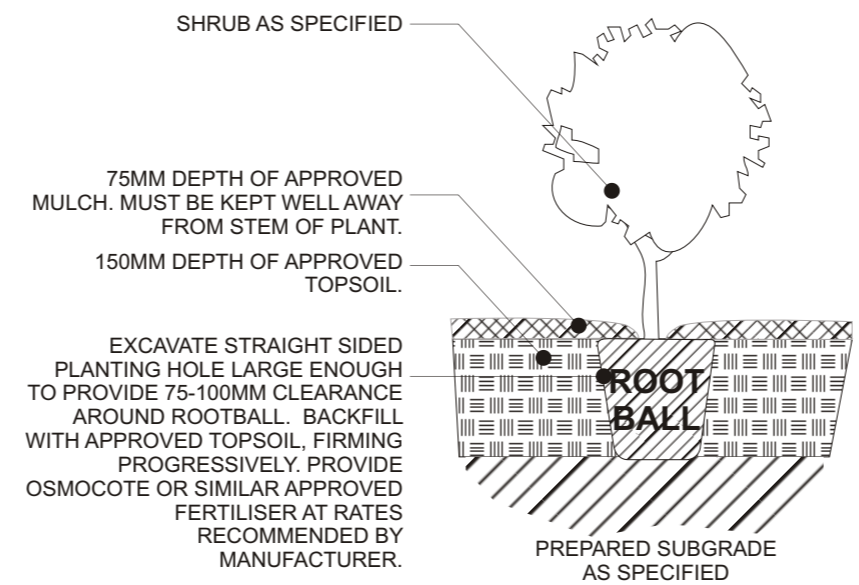
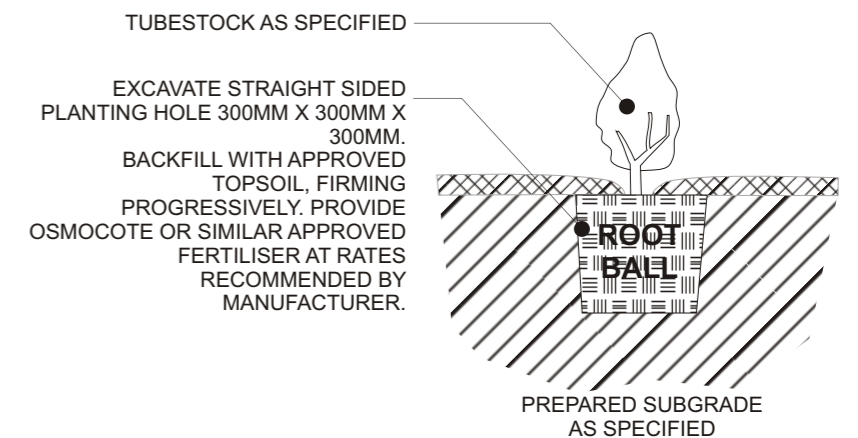


1 ADVANCED TREE PLANTING DETAIL  
NOT TO SCALE



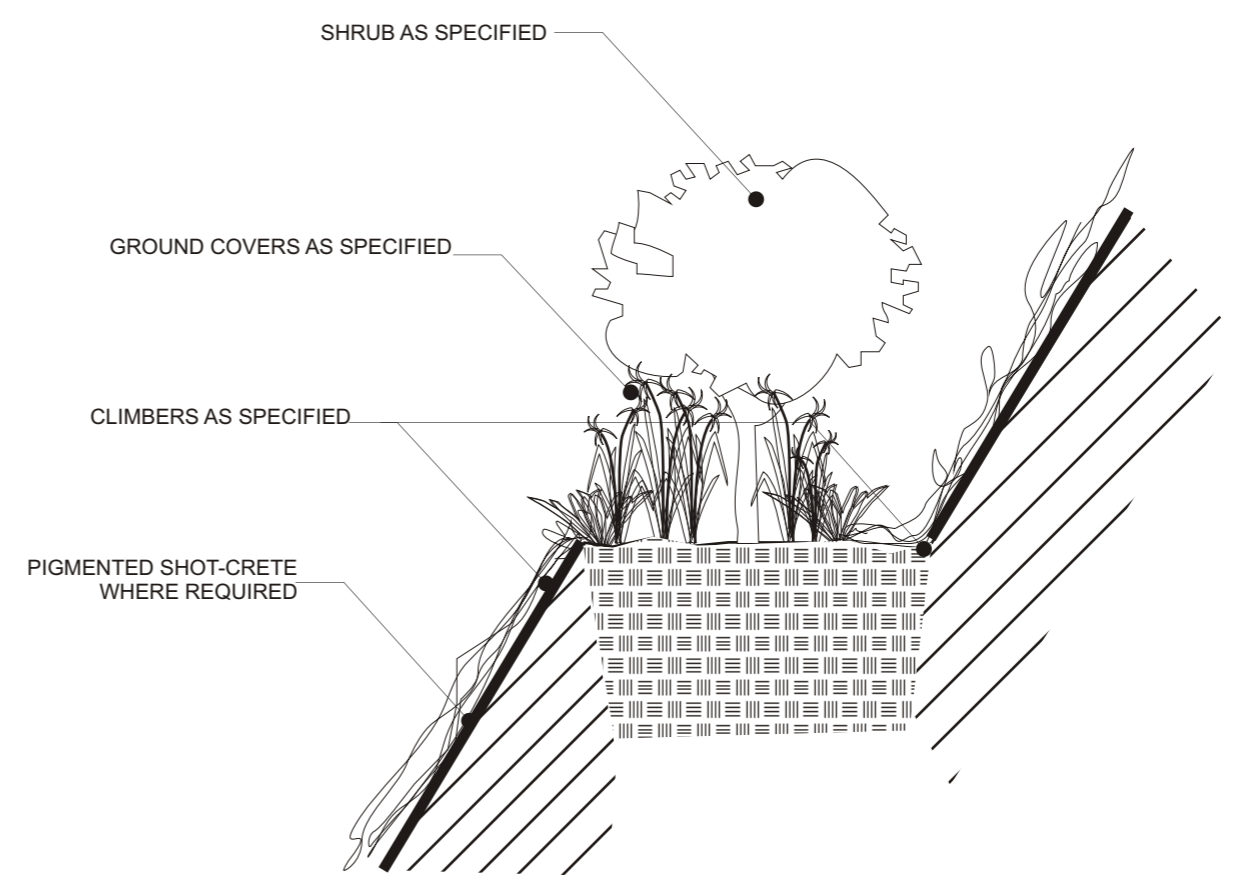
2 SHRUB PLANTING DETAIL  
NOT TO SCALE



3 TUBE PLANTING DETAIL  
NOT TO SCALE

**PLANT SCHEDULE**

	DESCRIPTION / ORIGIN		
	NATIVE (N)/ EXOTIC (E)	SECONDARY WOODLAND	SHRUBLAND
<b>TREES</b>			
<i>Casuarina equisetifolia</i>	N	X	
<i>Celtis sinensis</i>	N	X	
<i>Cerbera manghas</i>	E		
<i>Ficus microcarpa</i>	N	X	X
<i>Ficus superba</i>	N	X	X
<i>Hibiscus tiliaceus</i>	N	X	
<i>Macaranga tanarius</i>	N	X	X
<i>Mallotus paniculatus</i>	N	X	X
<i>Melia azedarach</i>	N	X	
<i>Microcos paniculata</i>	N	X	
<i>Sterculia lanceolata</i>	N	X	
<i>Thespesia populnea</i>	N		X
<b>SHRUBS</b>			
<i>Bridelia tomentosa</i>	N	X	
<i>Cratogeomys cochinchinensis</i>	N		X
<i>Gardenia jasminoides</i>	N	X	X
<i>Ilex asprella</i>	N	X	X
<i>Lantana camara</i>	E	X	X
<i>Ligustrum sinense</i>	N	X	X
<i>Melastoma candidum</i>	N	X	X
<i>Melastoma sanguineum</i>	N	X	X
<i>Pandanus tectorius</i>	N		X
<i>Phyllanthus cochinchinensis</i>	N	X	X
<i>Phoenix hanceana</i>	N		X
<i>Rhaphiolepis indica</i>	N	X	X
<i>Rhodomyrtus tomentosa</i>	N	X	X
<i>Sapium discolor</i>	N	X	
<i>Sapium sebiferum</i>	N	X	
<i>Scaevola sericea</i>	N		
<i>Schefflera octophylla</i>	N	X	X
<b>CLIMBING PLANTS</b>			
<i>Embelia laeta</i>	N	X	X
<i>Ipomoea brasiliensis</i>	N		
<i>Wedelia chinensis</i>	N		



4 SLOPE PLANTING DETAIL  
NOT TO SCALE

**Fig 11.14 BLACK POINT Landscape Mitigation Details**