

EAST VENTILATION BUILDING
EAST VENT SHAFT

LEGEND:
--- 500m STUDY BOUNDARY

WAN CHAI DEVELOPMENT PHASE II - PLANNING AND ENGINEERING REVIEW
CONTOURS OF CUMULATIVE MAXIMUM 1-HOUR TSP CONCENTRATION
IN $\mu\text{g}/\text{m}^3$ AT 1.5m ABOVE GROUND (CAUSEWAY BAY & IECL SECTION) (SCENARIO 1)

FIGURE 3.6a

2007-11-30 18:55:00 ZHA000

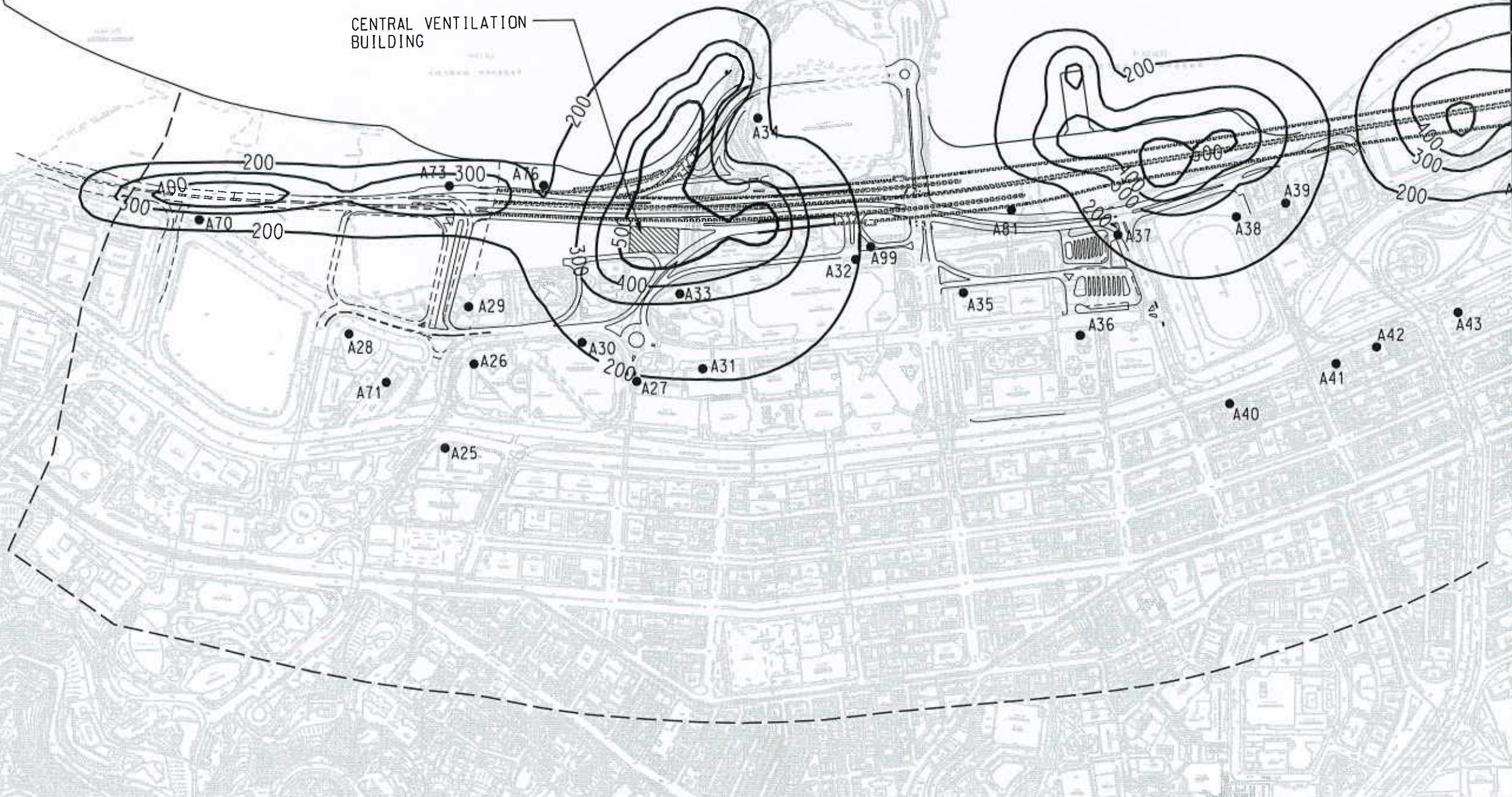
MAUNSELL | AECOM
Mausnell Consultants Asia Ltd

SCALE 1:6000 (A3)

p:\projects\60017193\DRAWING\FIGURE\FIG 3.6a.dgn



CENTRAL VENTILATION BUILDING



LEGEND:
--- 500m STUDY BOUNDARY

WAN CHAI DEVELOPMENT PHASE II - PLANNING AND ENGINEERING REVIEW
CONTOURS OF CUMULATIVE MAXIMUM 1-HOUR TSP CONCENTRATION
IN $\mu\text{g}/\text{m}^3$ AT 1.5m ABOVE GROUND (WAN CHAI SECTION) (SCENARIO 1)

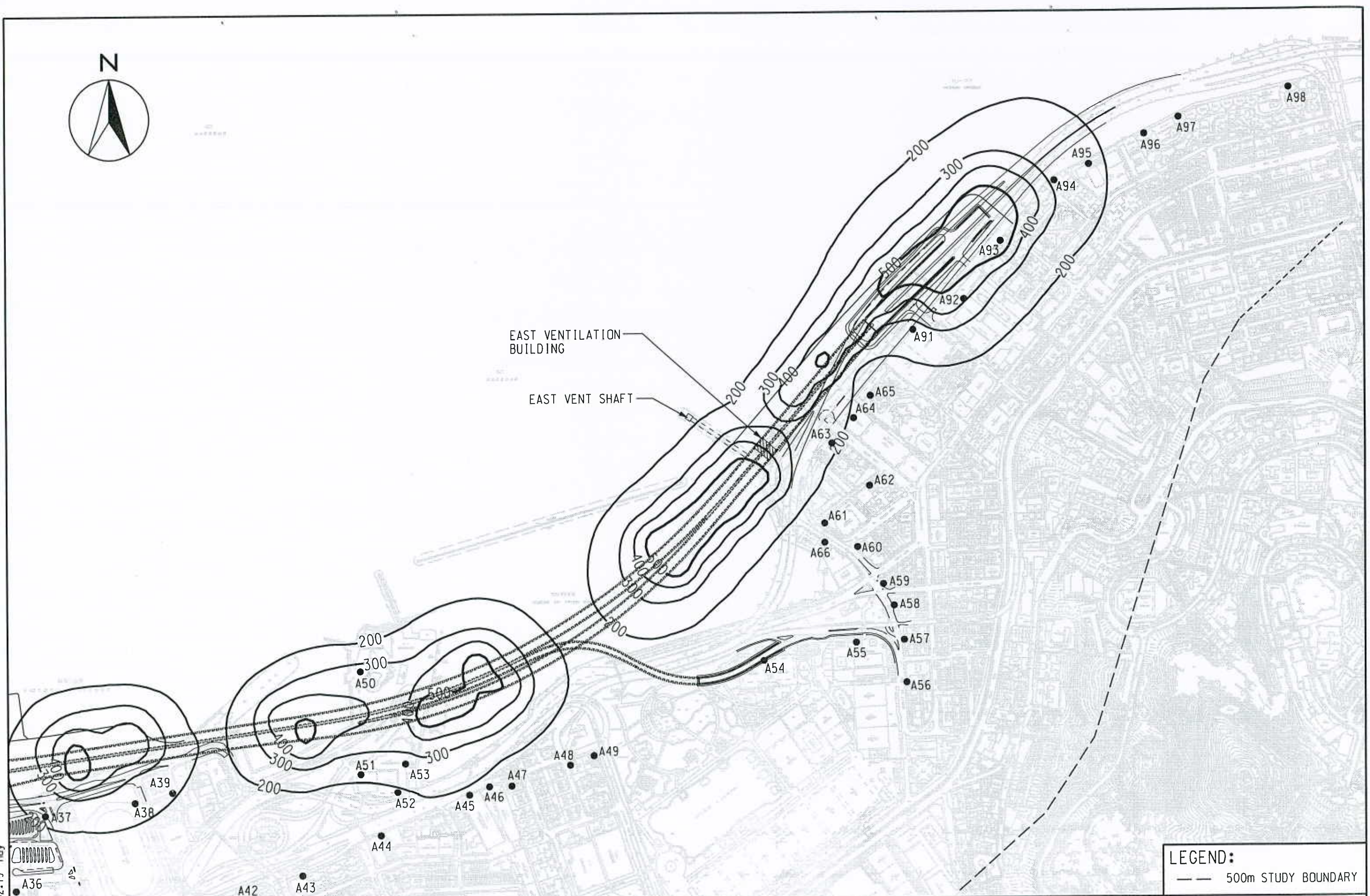
FIGURE 3.6b

2007-11-30 18:27:48 ZHA000

MAUNSELL | AECOM
Maunsell Consultants Asia Ltd

SCALE 1:6000 (A3)

p:\projects\60017193\DRAWING\FIGURE\FIG 3.6b.dgn



LEGEND:
--- 500m STUDY BOUNDARY

2007-12-11 12:02:19

MAUNSELL | AECOM
Mausnell Consultants Asia Ltd

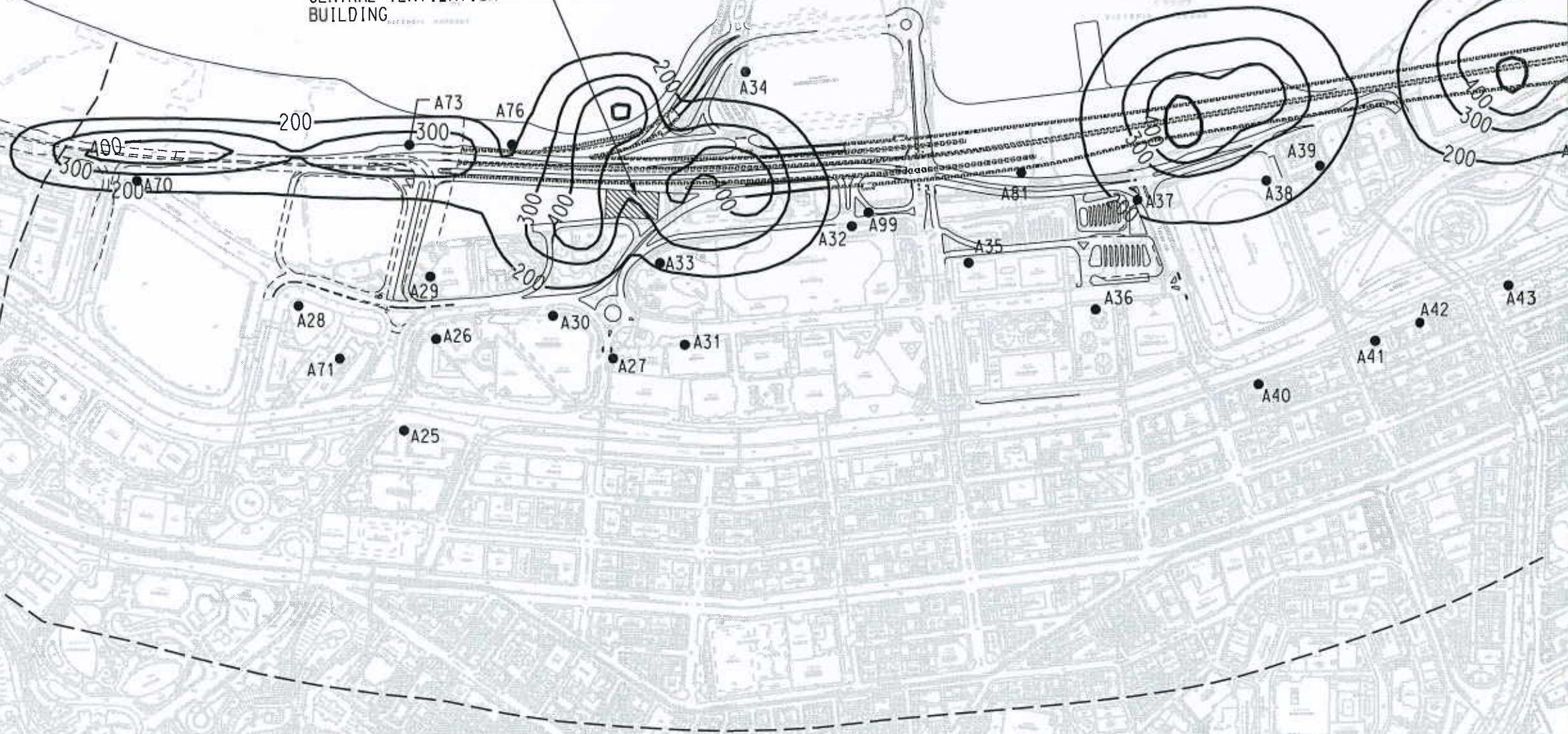
WAN CHAI DEVELOPMENT PHASE II - PLANNING AND ENGINEERING REVIEW
CONTOURS OF CUMULATIVE MAXIMUM 1-HOUR TSP CONCENTRATION
IN $\mu\text{g}/\text{m}^3$ AT 1.5m ABOVE GROUND (CAUSEWAY BAY & IECL SECTION) (SCENARIO 2)

FIGURE 3.7a

SCALE 1:6000 (A3)



CENTRAL VENTILATION BUILDING



LEGEND:
--- 500m STUDY BOUNDARY

WAN CHAI DEVELOPMENT PHASE II - PLANNING AND ENGINEERING REVIEW
CONTOURS OF CUMULATIVE MAXIMUM 1-HOUR TSP CONCENTRATION
IN $\mu\text{g}/\text{m}^3$ AT 1.5m ABOVE GROUND (WAN CHAI SECTION) (SCENARIO 2)

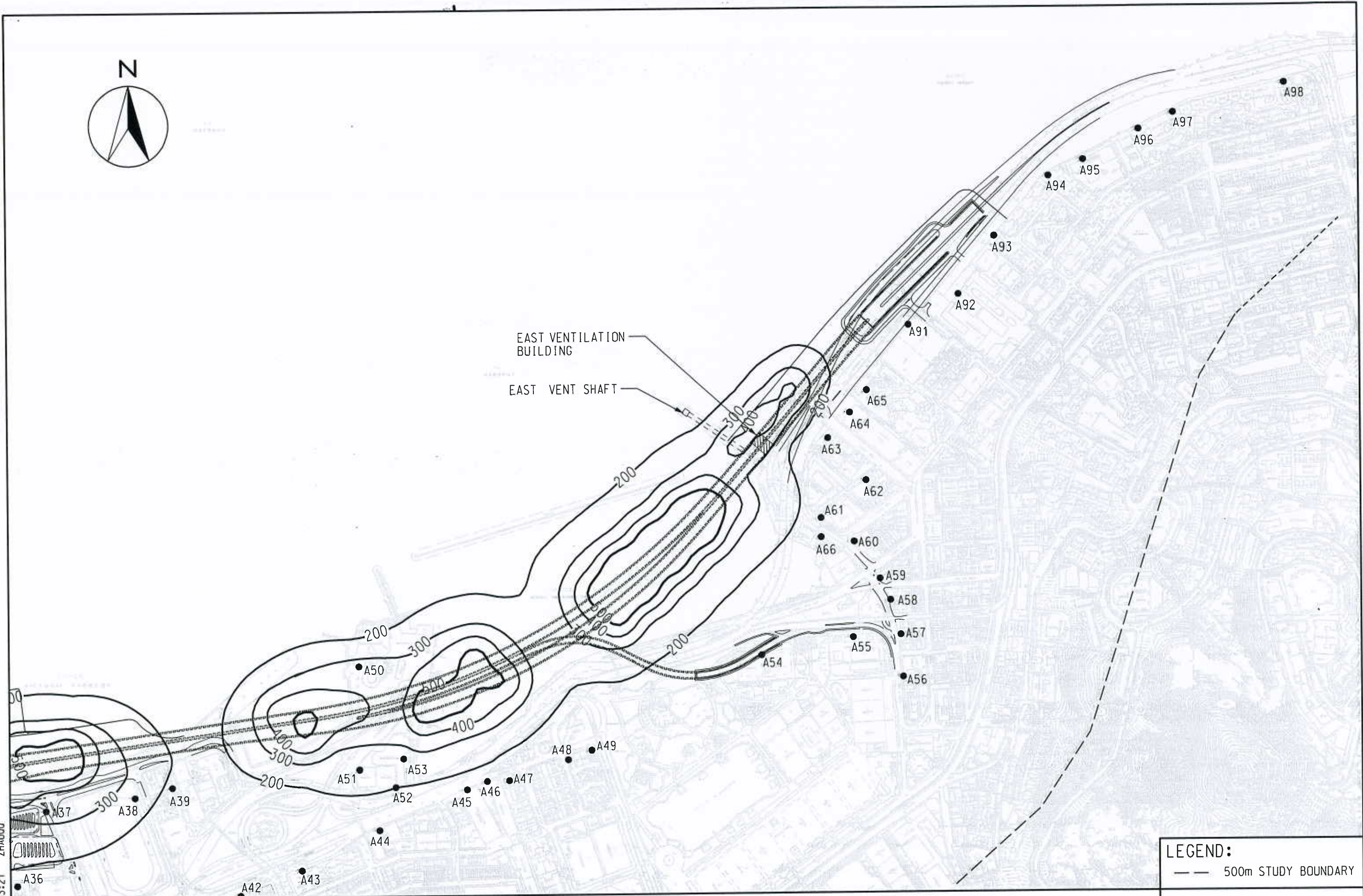
FIGURE 3.7b

2007-11-30 16:54:37 huy

MAUNSELL | AECOM
Maunsell Consultants Asia Ltd

SCALE 1:6000 (A3)

P:\PROJECTS\60017193\DRAWING\FIGURE\FIG 3.7b.dgn



EAST VENTILATION BUILDING
EAST VENT SHAFT

LEGEND:
--- 500m STUDY BOUNDARY

WAN CHAI DEVELOPMENT PHASE II - PLANNING AND ENGINEERING REVIEW
CONTOURS OF CUMULATIVE MAXIMUM 1-HOUR TSP CONCENTRATION IN $\mu\text{g}/\text{m}^3$
AT 1.5m ABOVE GROUND (CAUSEWAY BAY & IECL SECTION) (SCENARIO 3)

FIGURE 3.8a

2007-12-3 9:53:21 ZHA000

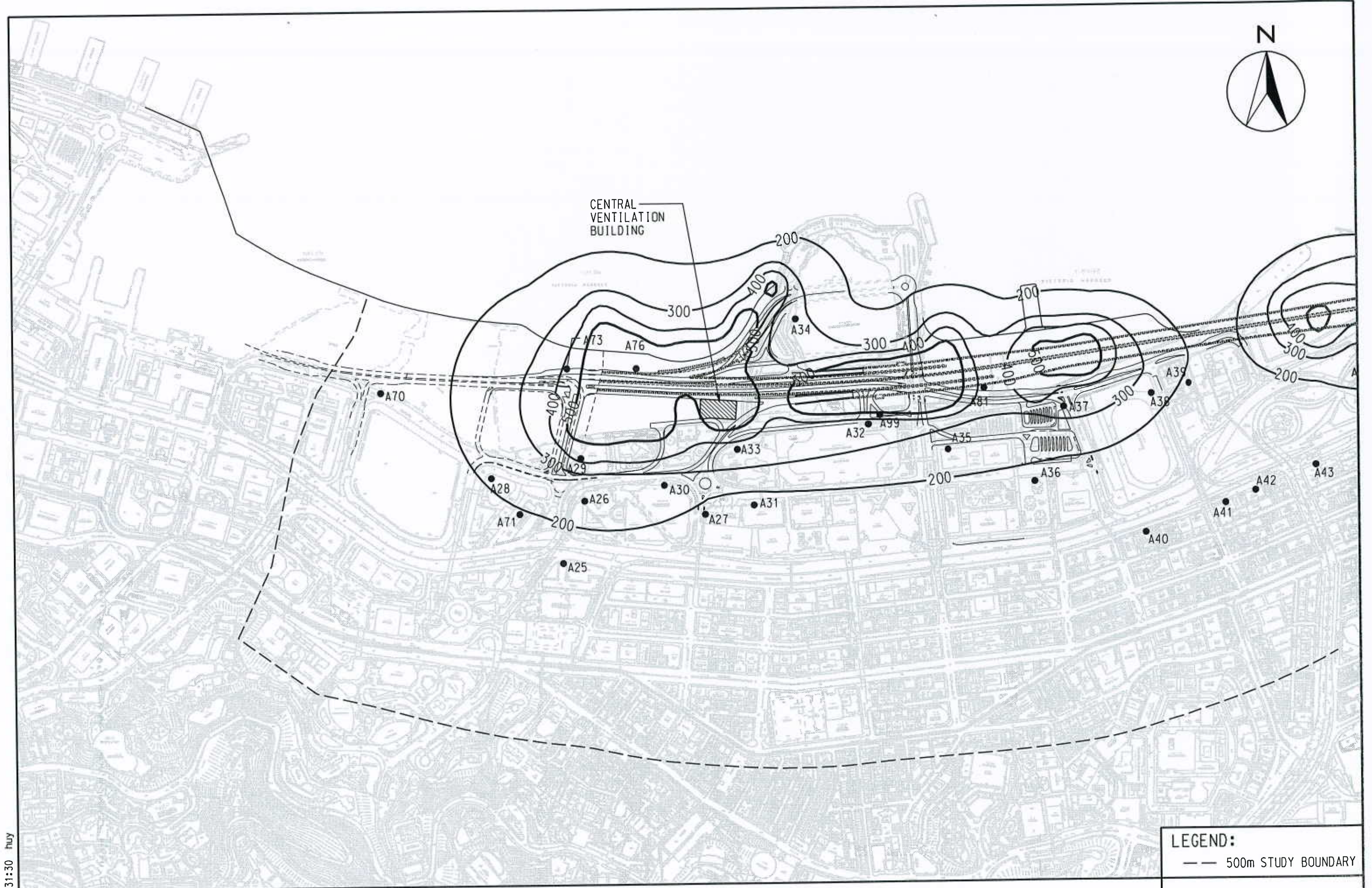
MAUNSELL | AECOM
Maunsell Consultants Asia Ltd

SCALE 1:6000 (A3)

p:\projects\60017193\DRAWING\FIGURE\FIG 3.8a.dgn



CENTRAL VENTILATION BUILDING



LEGEND:
--- 500m STUDY BOUNDARY

WAN CHAI DEVELOPMENT PHASE II - PLANNING AND ENGINEERING REVIEW
CONTOURS OF CUMULATIVE MAXIMUM 1-HOUR TSP CONCENTRATION IN $\mu\text{g}/\text{m}^3$
AT 1.5m ABOVE GROUND (WAN CHAI SECTION) (SCENARIO 3)

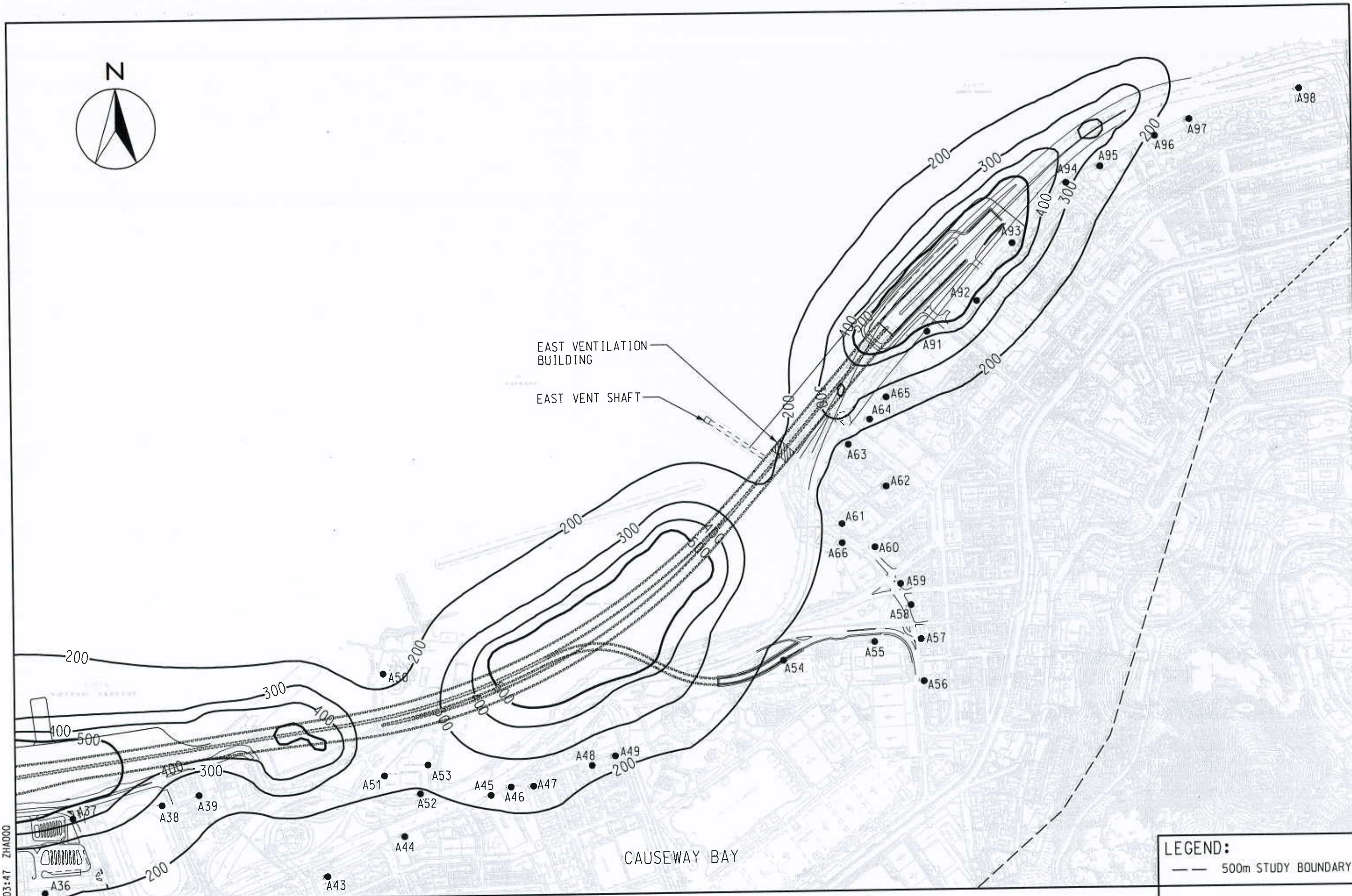
FIGURE 3.8b

2007-11-30 17:31:30 huy

MAUNSELL | AECOM
Maunsell Consultants Asia Ltd

SCALE 1:6000 (A3)

P:\PROJECTS\60017193\DRAWING\FIGURE\FIG 3.8b.dgn



EAST VENTILATION BUILDING
EAST VENT SHAFT

LEGEND:
--- 500m STUDY BOUNDARY

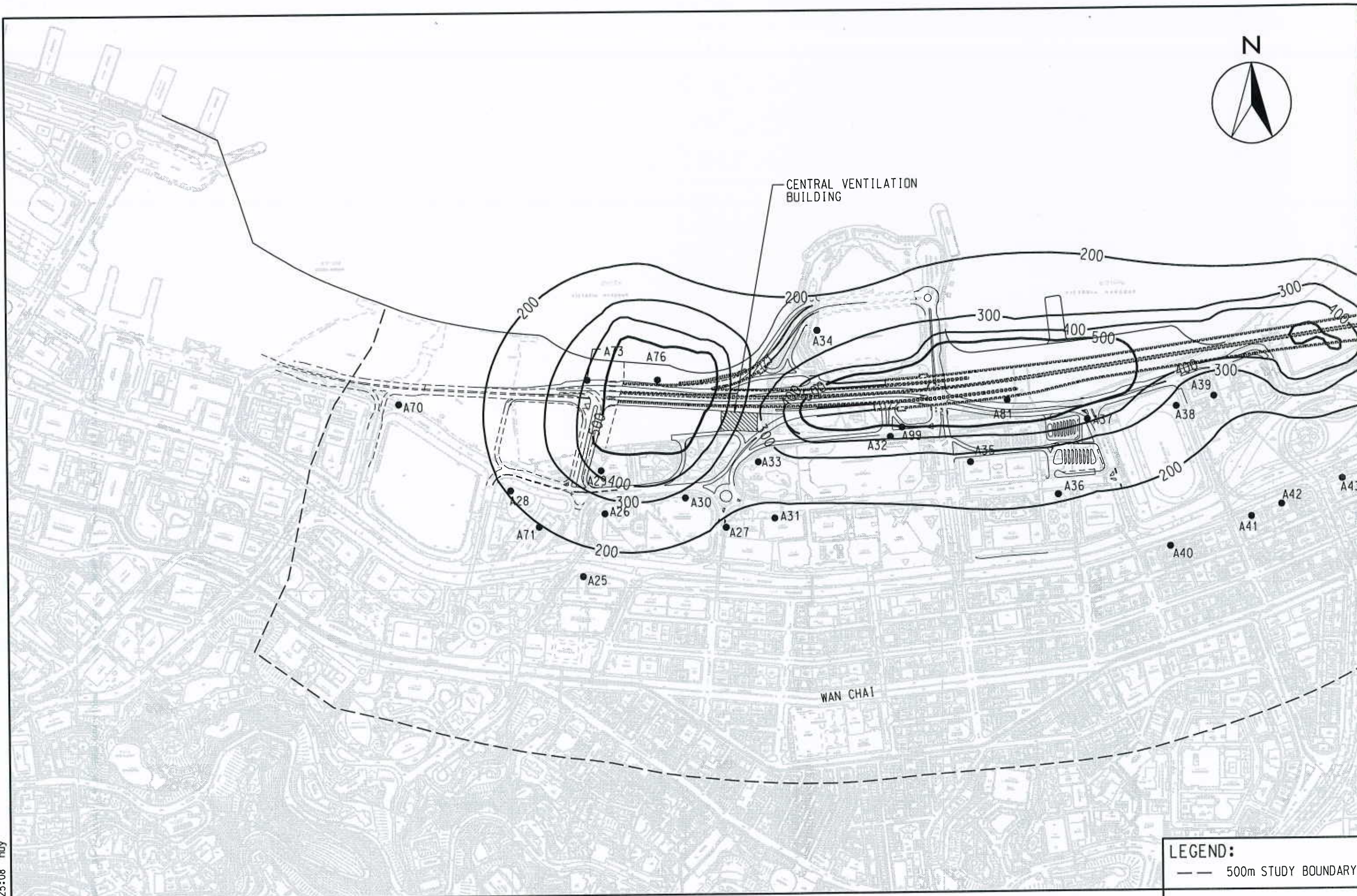
WAN CHAI DEVELOPMENT PHASE II - PLANNING AND ENGINEERING REVIEW
CONTOURS OF CUMULATIVE MAXIMUM 1-HOUR TSP CONCENTRATION
IN $\mu\text{g}/\text{m}^3$ AT 1.5m ABOVE GROUND (CAUSEWAY BAY & IECL SECTION) (SCENARIO 4)

FIGURE 3.9a

2007-11-30 18:03:47 ZHA000

MAUNSELL AECOM
Maunsell Consultants Asia Ltd

SCALE 1:6000 (A3)

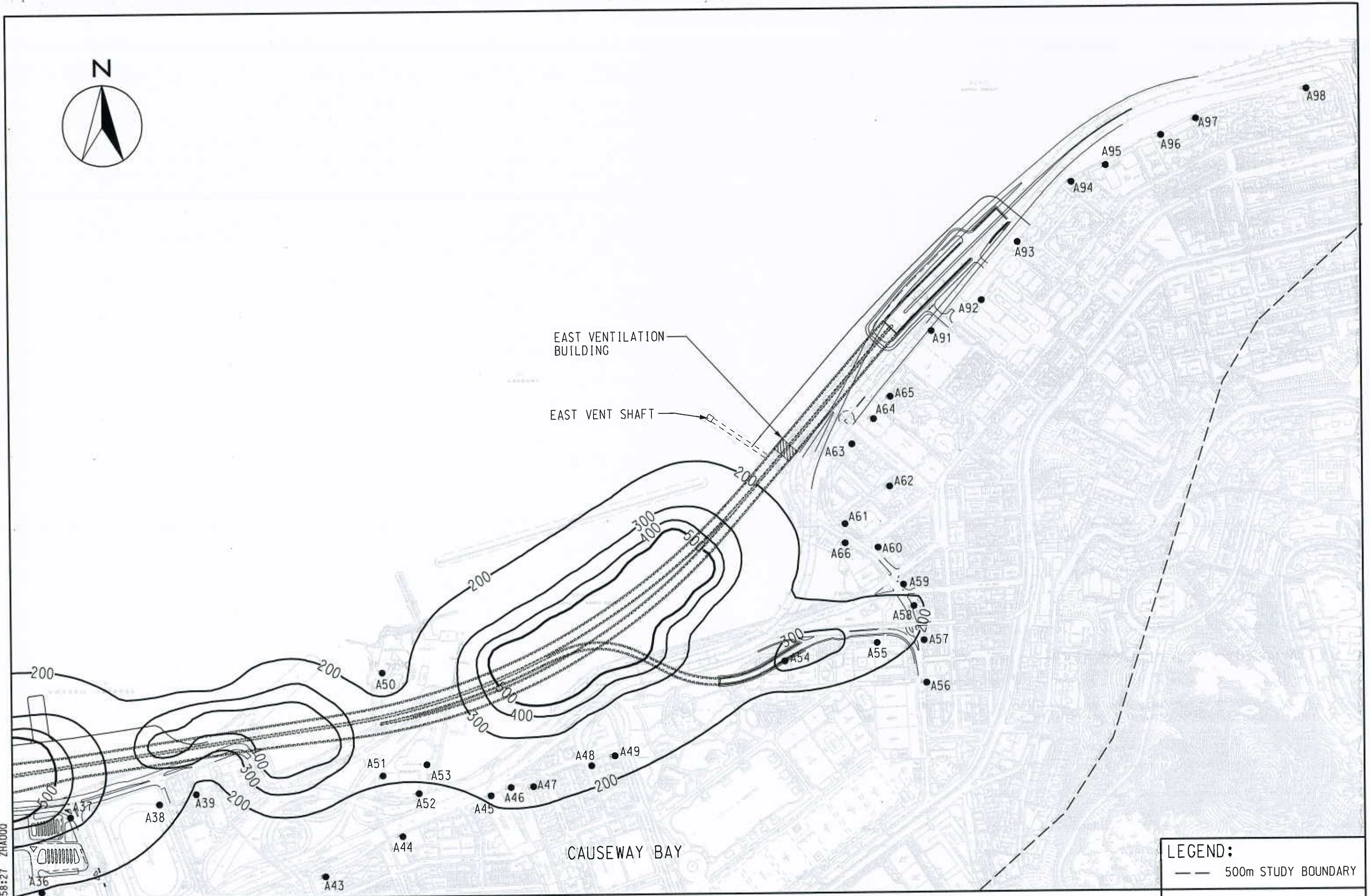


LEGEND:
--- 500m STUDY BOUNDARY

WAN CHAI DEVELOPMENT PHASE II - PLANNING AND ENGINEERING REVIEW
CONTOURS OF CUMULATIVE MAXIMUM 1-HOUR TSP CONCENTRATION
IN $\mu\text{g}/\text{m}^3$ AT 1.5m ABOVE GROUND (WAN CHAI SECTION) (SCENARIO 4)

FIGURE 3.9b

2007-11-30 17:25:08 huy



LEGEND:
--- 500m STUDY BOUNDARY

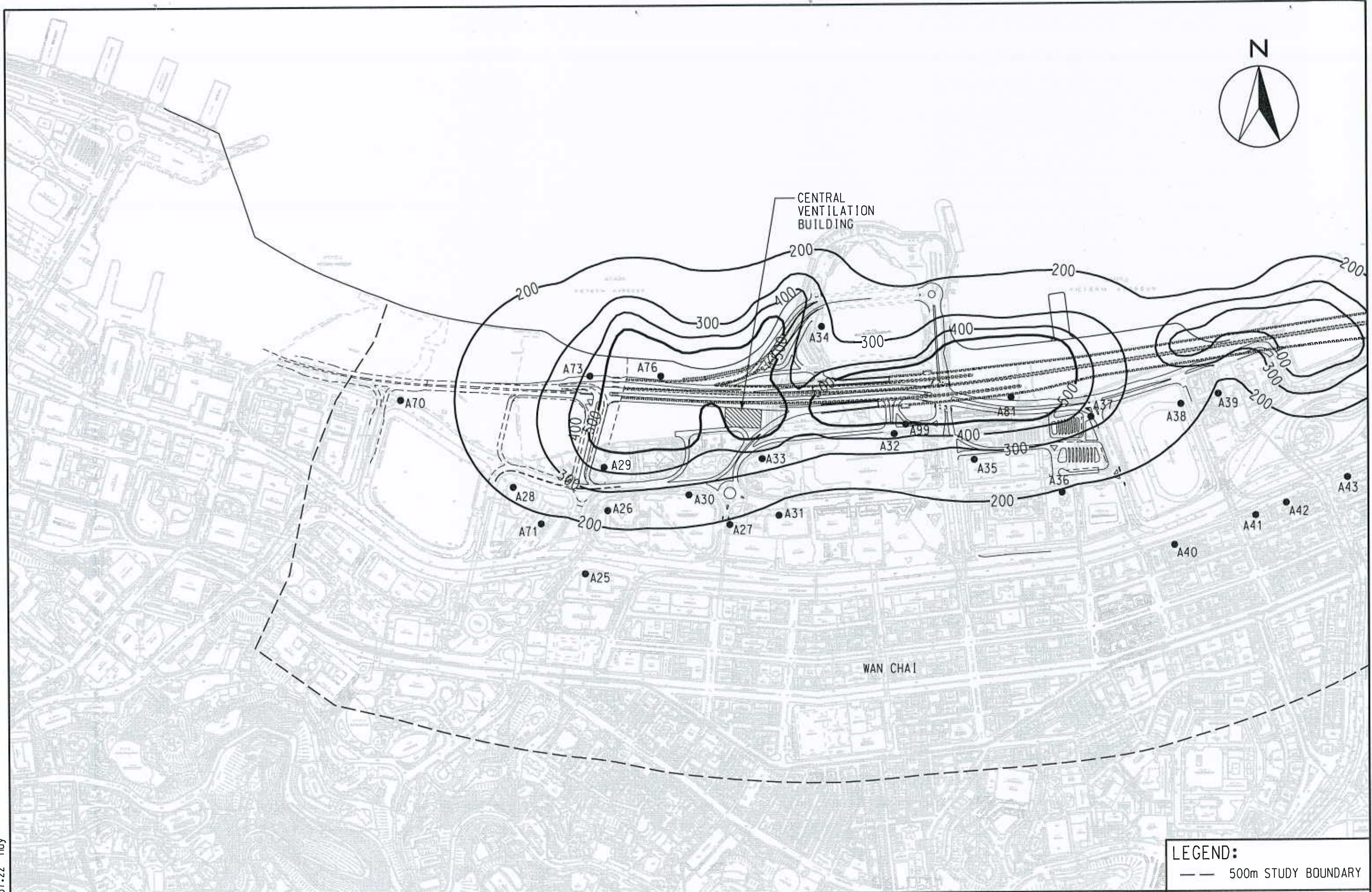

2007-11-30 19:58:27 ZHA000
MAUNSELL | AECOM
Munsell Consultants Asia Ltd

WAN CHAI DEVELOPMENT PHASE II - PLANNING AND ENGINEERING REVIEW
CONTOURS OF CUMULATIVE MAXIMUM 1-HOUR TSP CONCENTRATION IN $\mu\text{g}/\text{m}^3$
AT 1.5m ABOVE GROUND (CAUSEWAY BAY & IECL SECTION) (SCENARIO 5)

FIGURE 3.10a

SCALE 1:6000 (A3)

p:\projects\60017193\DRAWING\FIGURE\FIG 3.10a.dgn



LEGEND:
--- 500m STUDY BOUNDARY

WAN CHAI DEVELOPMENT PHASE II - PLANNING AND ENGINEERING REVIEW
CONTOURS OF CUMULATIVE MAXIMUM 1-HOUR TSP CONCENTRATION IN $\mu\text{g}/\text{m}^3$
AT 1.5m ABOVE GROUND (WAN CHAI SECTION) (SCENARIO 5)

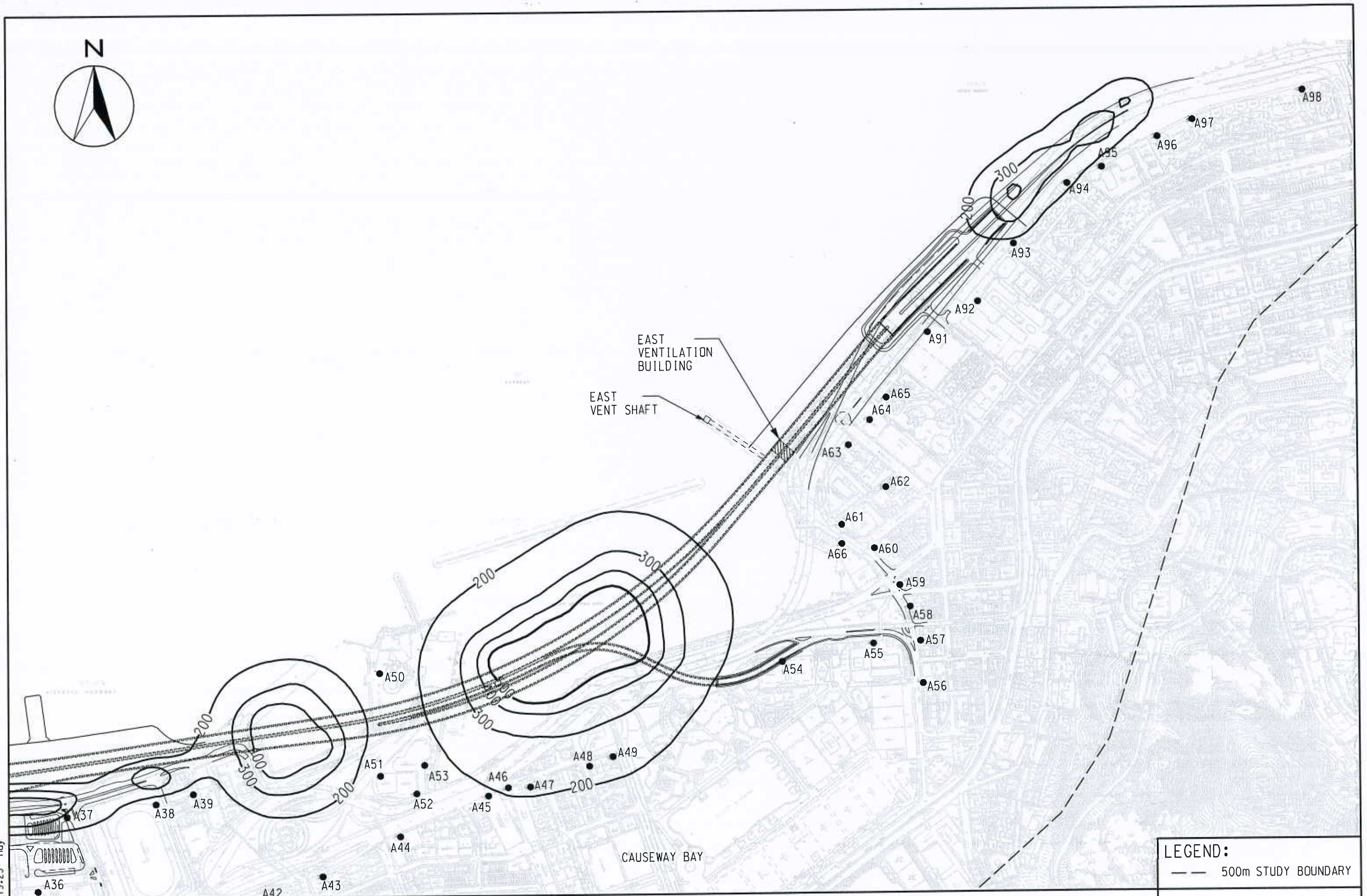
FIGURE 3.10b

2007-12-3 10:37:22 huy

MAUNSELL | AECOM
Maunsell Consultants Asia Ltd

SCALE 1:6000 (A3)

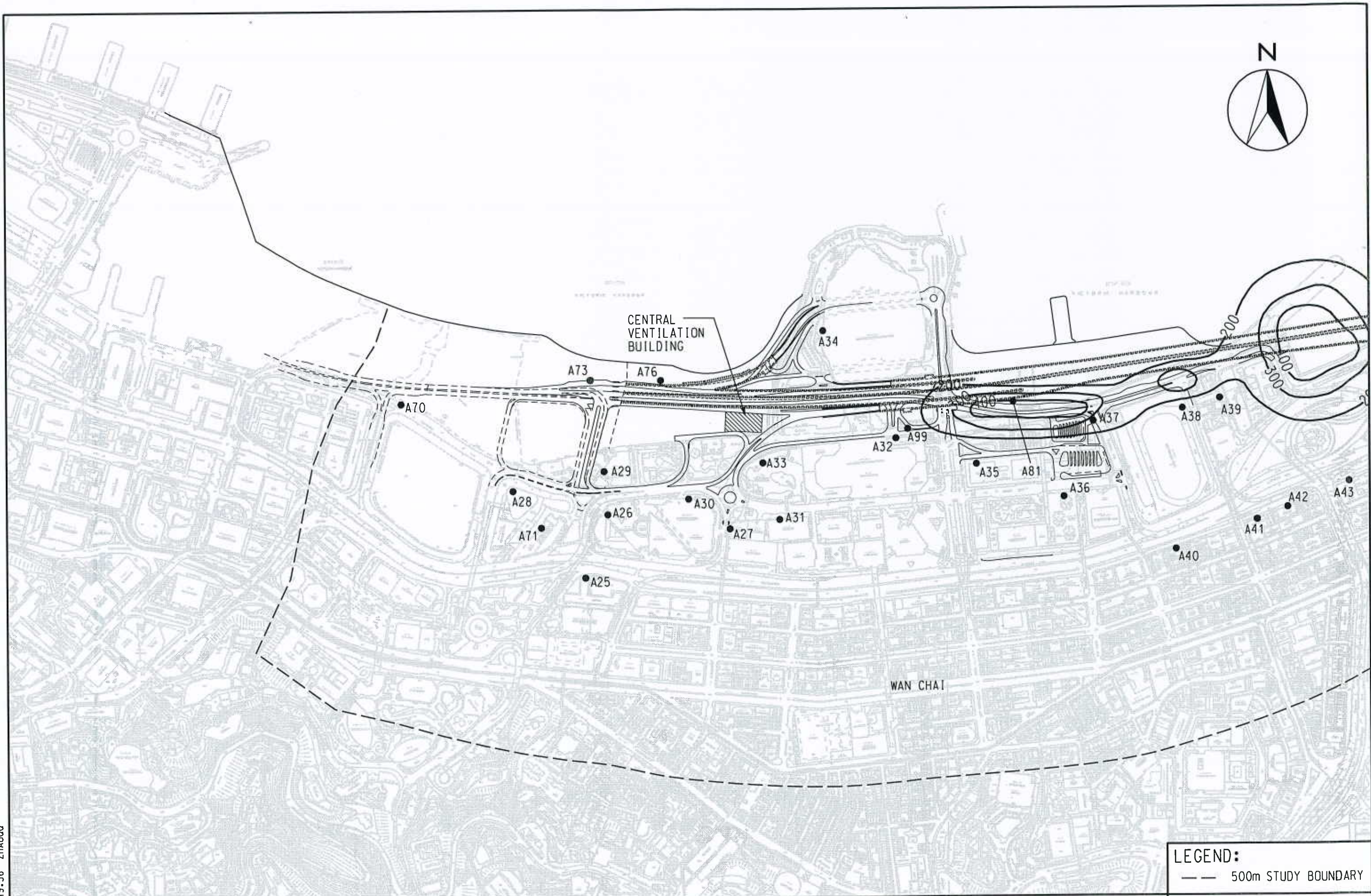
p:\projects\60017193\DRAWING\FIGURE\FIG 3.10b.dgn



LEGEND:
--- 500m STUDY BOUNDARY

WAN CHAI DEVELOPMENT PHASE II - PLANNING AND ENGINEERING REVIEW
CONTOURS OF CUMULATIVE MAXIMUM 1-HOUR TSP CONCENTRATION IN $\mu\text{g}/\text{m}^3$
AT 1.5m ABOVE GROUND (CAUSEWAY BAY & IECL SECTION) (SCENARIO 6)

FIGURE 3.11a



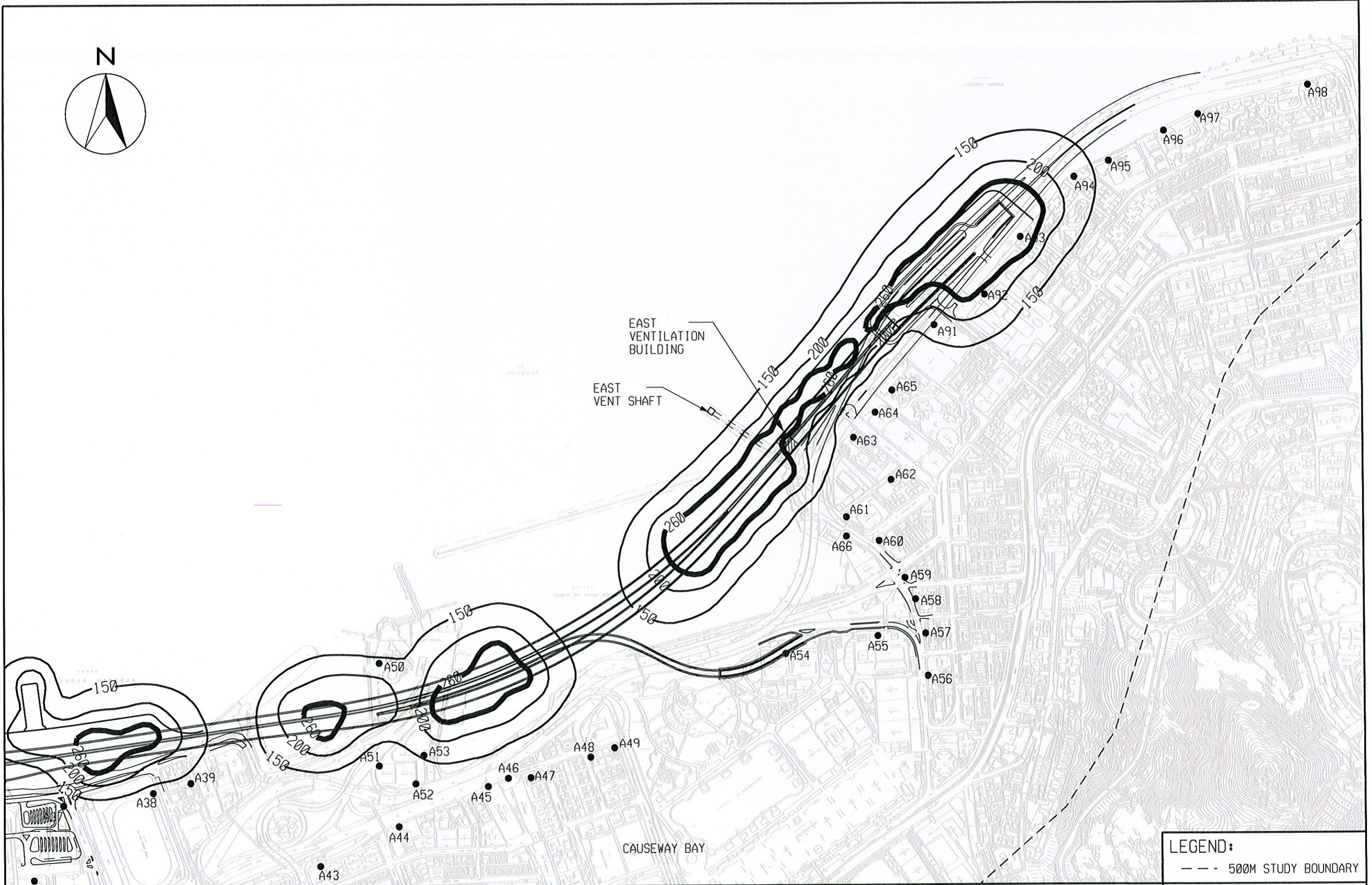
LEGEND:
--- 500m STUDY BOUNDARY

WAN CHAI DEVELOPMENT PHASE II - PLANNING AND ENGINEERING REVIEW
CONTOURS OF CUMULATIVE MAXIMUM 1-HOUR TSP CONCENTRATION IN $\mu\text{g}/\text{m}^3$
AT 1.5m ABOVE GROUND (WAN CHAI SECTION) (SCENARIO 6)

FIGURE 3.11b

2007-11-30 18:49:36 ZH000

MAUNSELL | AECOM
MaunSELL Consultants Asia Ltd



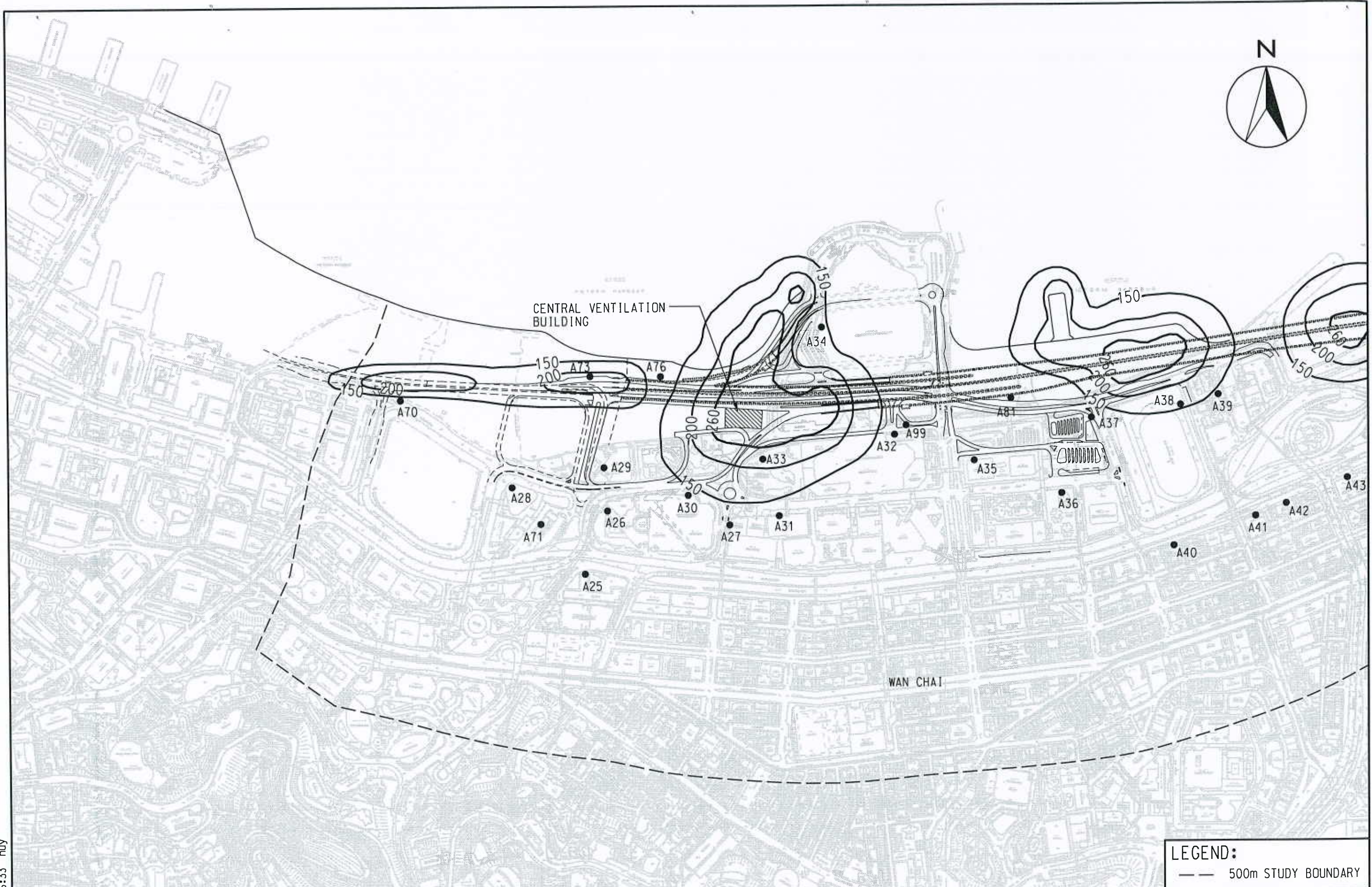
LEGEND:
--- 500M STUDY BOUNDARY

MAUNSELL | AECOM
Maunsell Environmental
Management Consultants Ltd

WAN CHAI DEVELOPMENT PHASE II - PLANNING AND ENGINEERING REVIEW
CONTOURS OF CUMULATIVE MAXIMUM 24-HOUR TSP CONCENTRATION IN $\mu\text{G}/\text{M}^3$
AT 1.5M ABOVE GROUND (CAUSEWAY BAY & IECL SECTION) (SCENARIO 1)

FIGURE 3.12A

SCALE 1:6000 (A3)



LEGEND:
--- 500m STUDY BOUNDARY

WAN CHAI DEVELOPMENT PHASE II - PLANNING AND ENGINEERING REVIEW
CONTOURS OF CUMULATIVE MAXIMUM 24-HOUR TSP CONCENTRATION IN $\mu\text{g}/\text{m}^3$
AT 1.5m ABOVE GROUND (WAN CHAI SECTION) (SCENARIO 1)

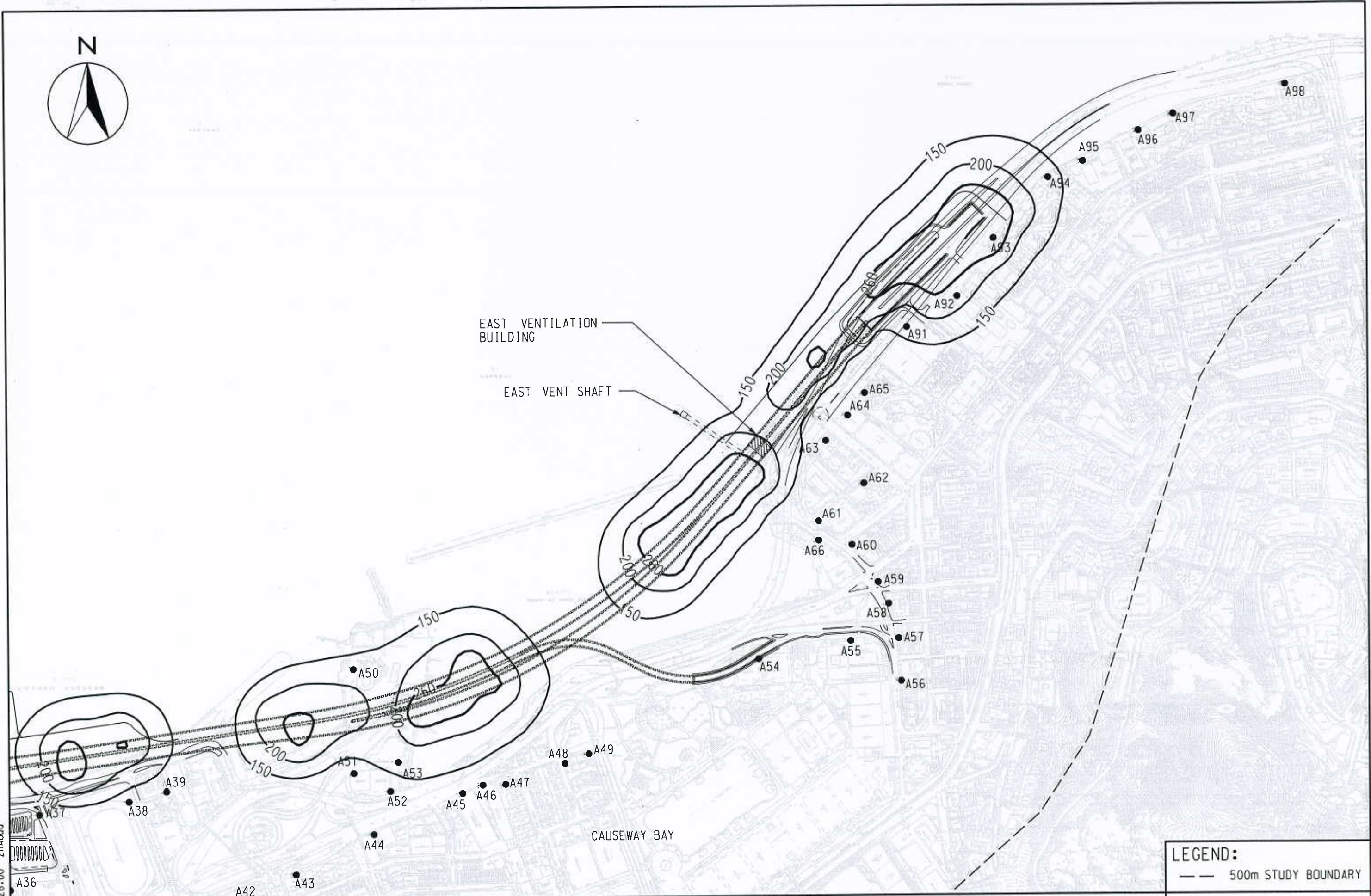
FIGURE 3.12b

2007-12-3 16:26:33 hu

MAUNSELL | AECOM
Maunsell Consultants Asia Ltd

SCALE 1:6000 (A3)

p:\projects\60017193\DRAWING\FIGURE\FIG 3.12b.dgn



LEGEND:
—— 500m STUDY BOUNDARY

WAN CHAI DEVELOPMENT PHASE II - PLANNING AND ENGINEERING REVIEW
CONTOURS OF CUMULATIVE MAXIMUM 24-HOUR TSP CONCENTRATION IN $\mu\text{g}/\text{m}^3$
AT 1.5m ABOVE GROUND (CAUSEWAY BAY & IECL SECTION) (SCENARIO 2)

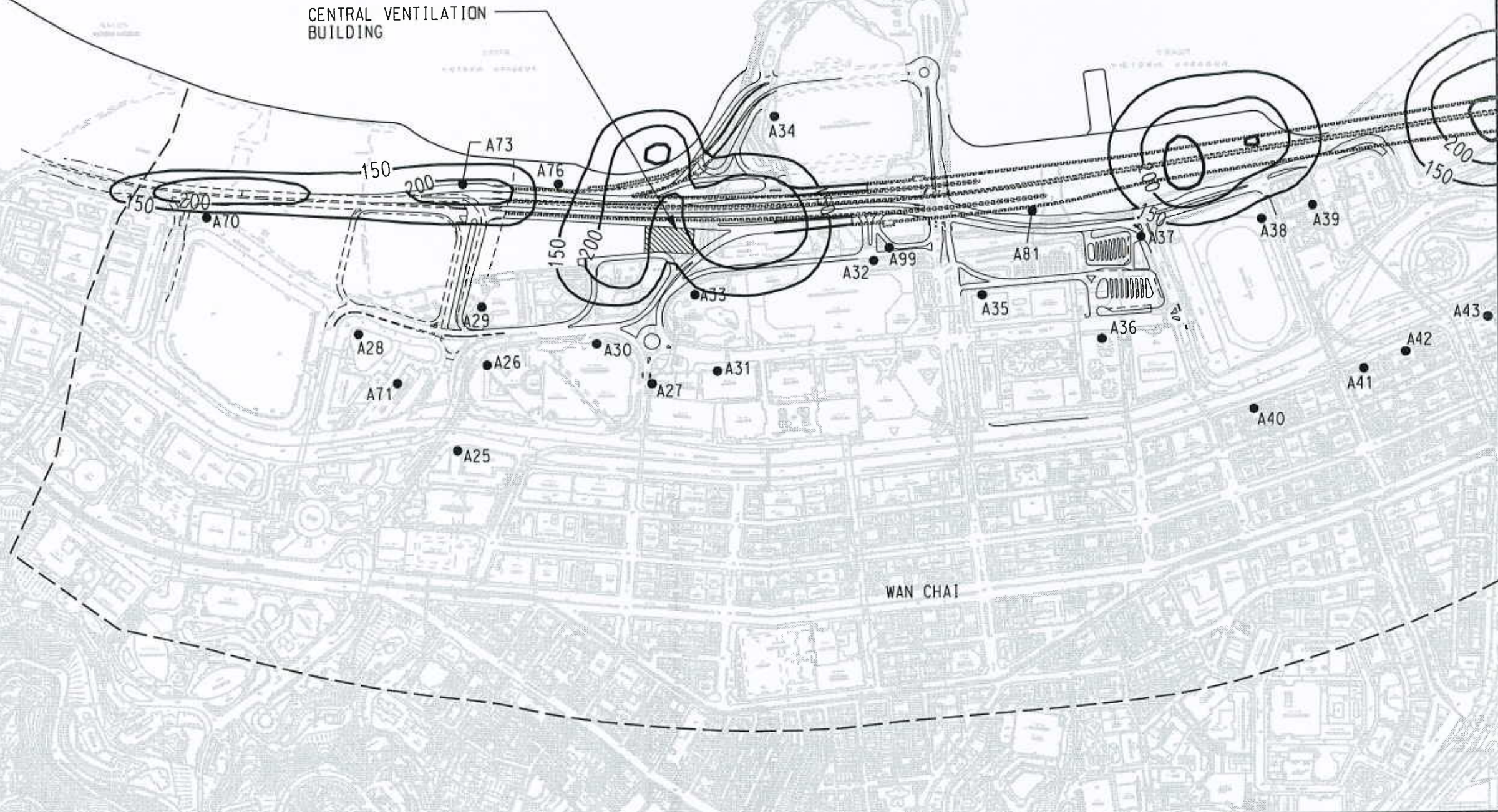
FIGURE 3.13a

2007-11-30 19:28:00 ZHA000

MAUNSELL | AECOM
Munsell Consultants Asia Ltd



CENTRAL VENTILATION BUILDING



LEGEND:
--- 500m STUDY BOUNDARY

WAN CHAI DEVELOPMENT PHASE II - PLANNING AND ENGINEERING REVIEW
CONTOURS OF CUMULATIVE MAXIMUM 24-HOUR TSP CONCENTRATION IN $\mu\text{g}/\text{m}^3$
AT 1.5m ABOVE GROUND (WAN CHAI SECTION) (SCENARIO 2)

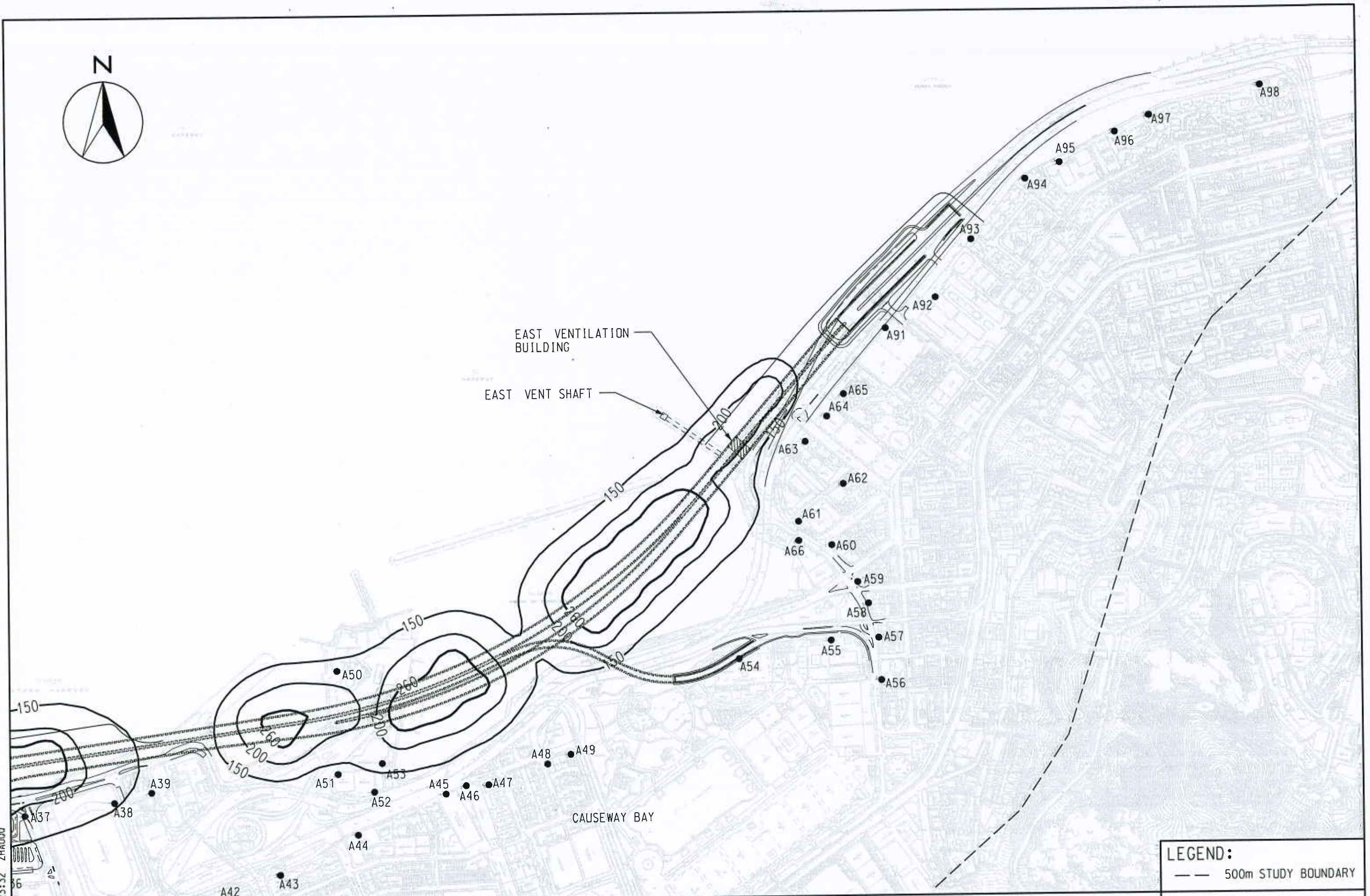
FIGURE 3.13b

2007-11-30 18:11:54 ZHA000

MAUNSELL | AECOM
Maunsell Consultants Asia Ltd

SCALE 1:6000 (A3)

p:\projects\60017193\DRAWING\FIGURE\FIG 3.13b.dgn



EAST VENTILATION BUILDING

EAST VENT SHAFT

CAUSEWAY BAY

LEGEND:
--- 500m STUDY BOUNDARY

WAN CHAI DEVELOPMENT PHASE II - PLANNING AND ENGINEERING REVIEW
CONTOURS OF CUMULATIVE MAXIMUM 24-HOUR TSP CONCENTRATION IN $\mu\text{g}/\text{m}^3$
AT 1.5m ABOVE GROUND (CAUSEWAY BAY & IECL SECTION) (SCENARIO 3)

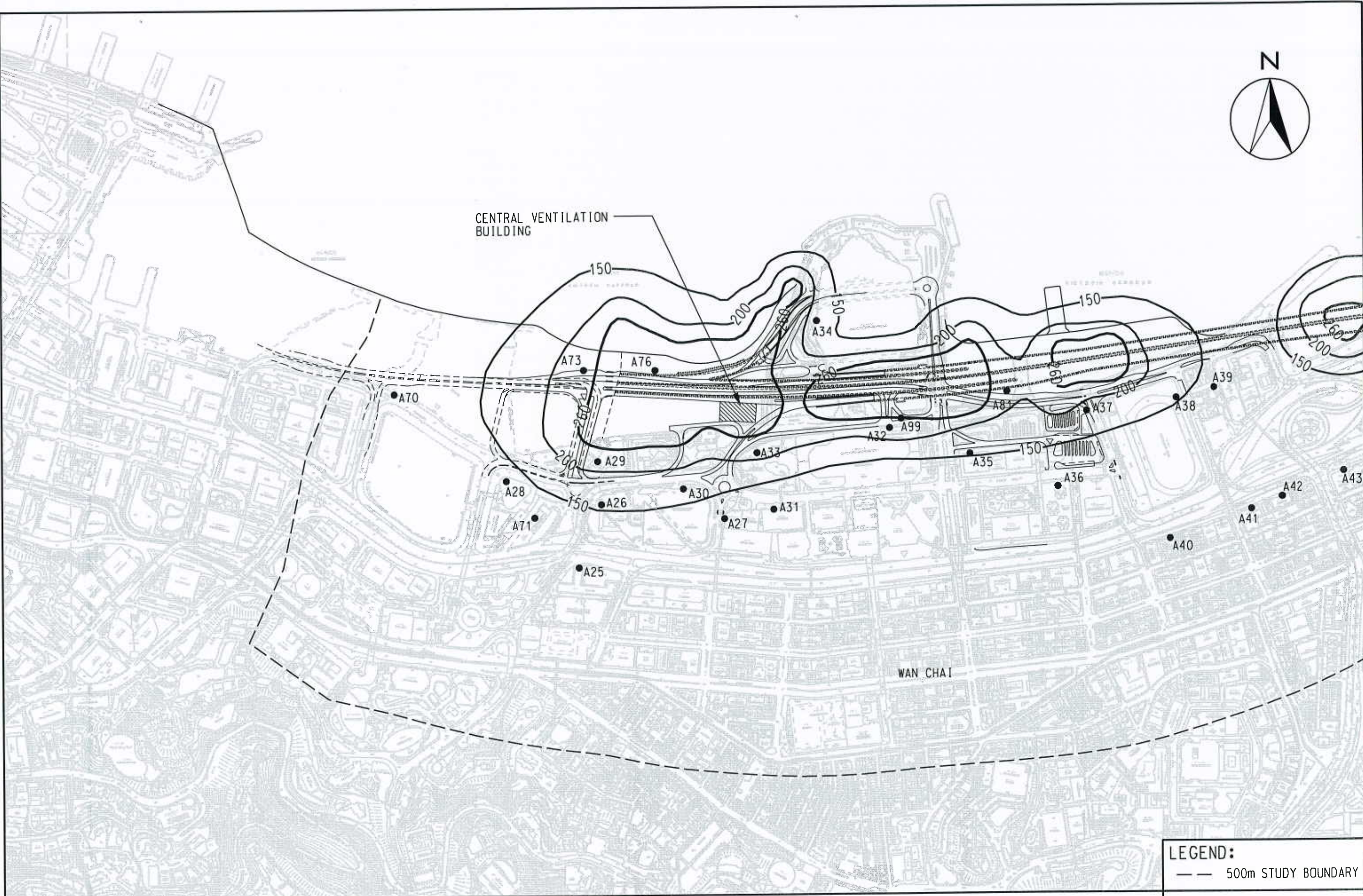
FIGURE 3.14a

2007-11-30 18:23:32 ZHA000

MAUNSELL | AECOM
Maunsell Consultants Asia Ltd

SCALE 1:6000 (A3)

p:\projects\60017193\DRAWING\FIGURE\FIG 3.14a.dgn



CENTRAL VENTILATION BUILDING

WAN CHAI

LEGEND:
--- 500m STUDY BOUNDARY

WAN CHAI DEVELOPMENT PHASE II - PLANNING AND ENGINEERING REVIEW
CONTOURS OF CUMULATIVE MAXIMUM 24-HOUR TSP CONCENTRATION IN $\mu\text{g}/\text{m}^3$
AT 1.5m ABOVE GROUND (WAN CHAI SECTION) (SCENARIO 3)

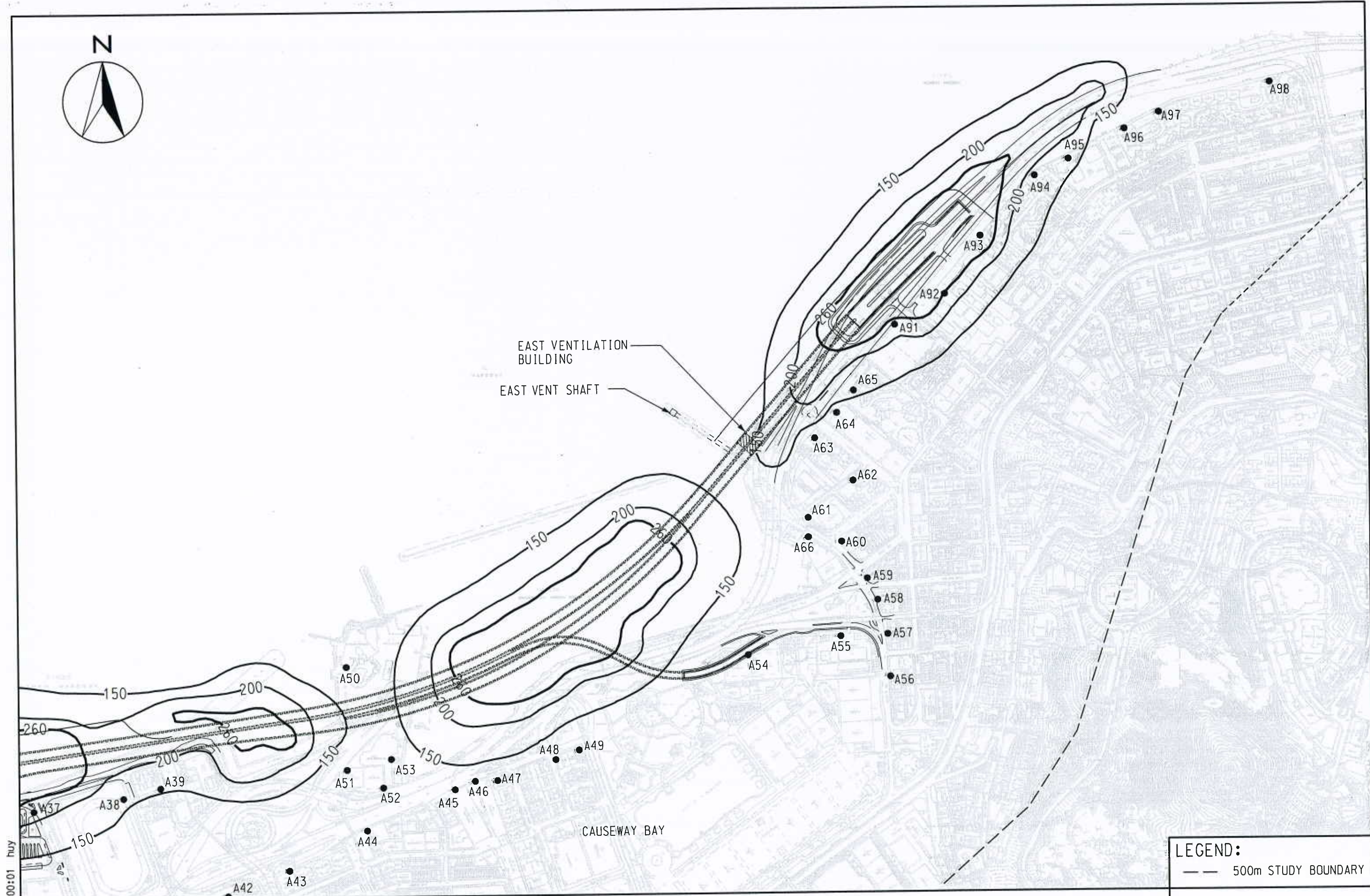
FIGURE 3.14b

2007-11-30 19:31:51 ZHA000

MAUNSELL | AECOM
Maunsell Consultants Asia Ltd

SCALE 1:6000 (A3)

p:\projects\60017193\DRAWING\FIGURE\FIG 3.14b.dgn



EAST VENTILATION BUILDING
EAST VENT SHAFT

CAUSEWAY BAY

LEGEND:
--- 500m STUDY BOUNDARY

WAN CHAI DEVELOPMENT PHASE II - PLANNING AND ENGINEERING REVIEW
CONTOURS OF CUMULATIVE MAXIMUM 24-HOUR TSP CONCENTRATION IN $\mu\text{g}/\text{m}^3$
AT 1.5m ABOVE GROUND (CAUSEWAY BAY & IECL SECTION) (SCENARIO 4)

FIGURE 3.15a

2007-12-3 16:00:01 Tue

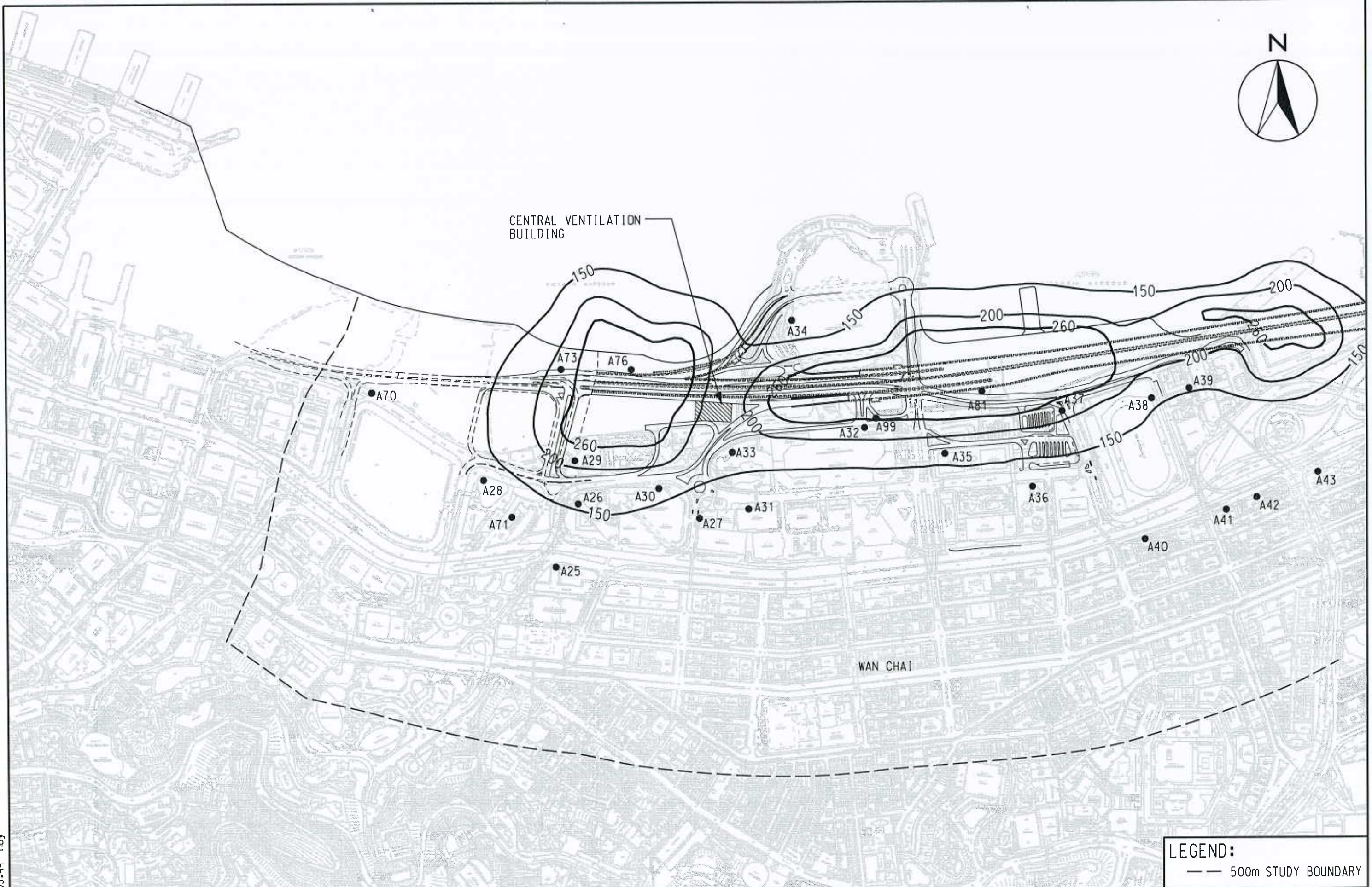
MAUNSELL | AECOM
Munsell Consultants Asia Ltd.

SCALE 1:6000 (A3)

p:\projects\60017193\DRAWING\FIGURE\FIG 3.15a.dgn



CENTRAL VENTILATION BUILDING



LEGEND:
--- 500m STUDY BOUNDARY

WAN CHAI DEVELOPMENT PHASE II - PLANNING AND ENGINEERING REVIEW
CONTOURS OF CUMULATIVE MAXIMUM 24-HOUR TSP CONCENTRATION IN $\mu\text{g}/\text{m}^3$
AT 1.5m ABOVE GROUND (WAN CHAI SECTION) (SCENARIO 4)

FIGURE 3.15b

2007-12-3 16:03:44 hu y

MAUNSELL | AECOM
Maunsell Consultants Asia Ltd