








Legend

-  Existing tree to be retained **CM2**
(Indicative only exact no. & locations to be detailed within the Tree Felling Application)
-  Existing tree to be felled or transplanted **CM3, CM4**
(Indicative only exact no. & locations to be detailed within the Tree Felling Application)
-  Proposed Tree Planting (Indicative only) **CM1, OM3, OM4**
-  Proposed Shrub Planting **CM1, OM2**
-  Proposed Grass/ Lawn **CM1**
-  Proposed Aesthetic Design and/or Greening for Structures **OM1, OM2**
-  PTW Site Boundary

NOTE: This drawing does not indicate precise no. and locations of retained trees and compensatory trees. The precise no. of trees to be retained, transplanted and felled shall be determined and agreed separately with government during the Tree Felling Application process under ETWB TC3/2006. The required No. & locations of compensatory trees shall be determined and agreed separately with government during the Tree Felling Application process under ETWB TC3/2006.

SCALE	A3 1:300	DATE	JUL 06
CHECK	TKS	DRAWN	TKS
JOB No.	60017198	DRAWING No.	Fig 13.4.9
		REV	=