

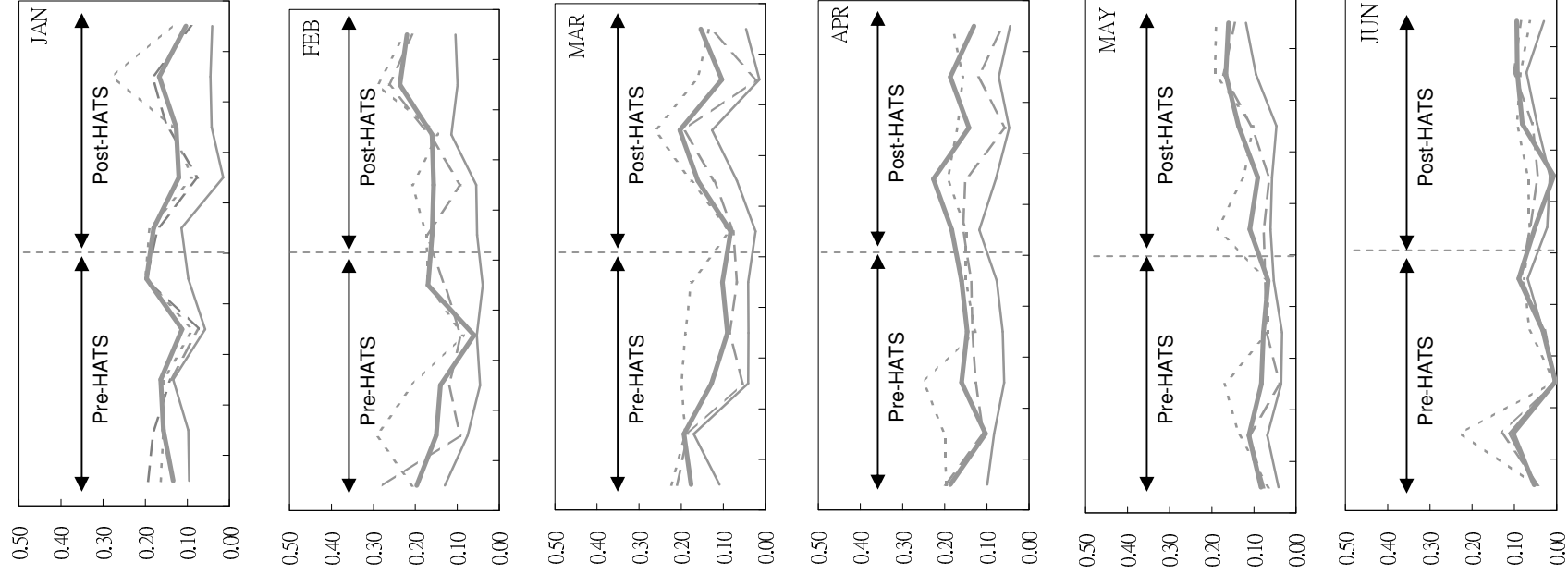
1997 1998 1999 2000 2001 2002 2003 2004 2005 2006

Junk Bay and Eastern Buffer WCZ

AGREEMENT NO. CE 43/2005 (EP)

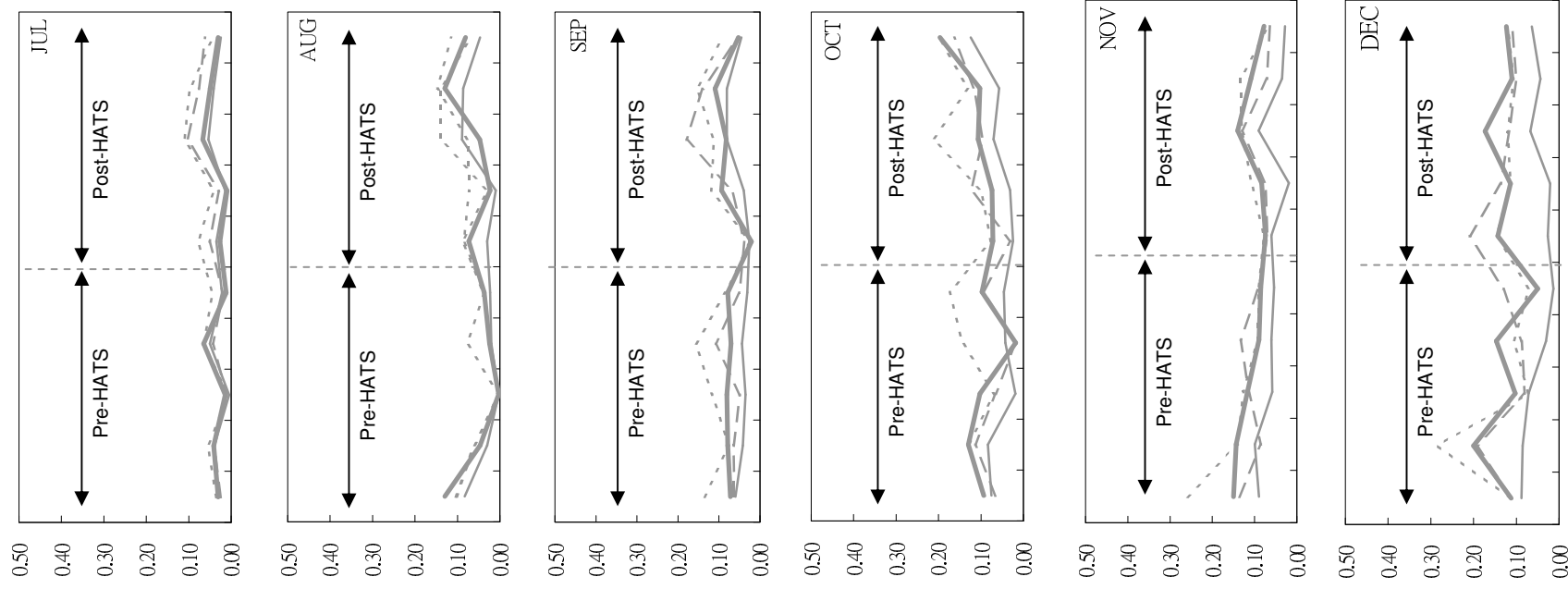
HARBOUR AREA TREATMENT SCHEME (HATS) STAGE 2A ENVIRONMENTAL IMPACT ASSESSMENT STUDY - INVESTIGATION

TRENDS OF MONTHLY AMMONIA NITROGEN LEVELS (SHEET 1 OF 4)



1997 1998 1999 2000 2001 2002 2003 2004 2005 2006


Western Buffer WCZ



1997 1998 1999 2000 2001 2002 2003 2004 2005 2006

SCALE	N.T.S.	DATE	NOV 2007
CHECK	AKYC	DRAWN	ILMW
JOB NO.	60017198	DRAWING NO.	6.24
Rev			-

$\text{NH}_3\text{-N (mg/l)}$



Victoria Harbour WCZ (Eastern and Central)


Victoria Harbour WCZ (Western)

		AGREEMENT NO. CE 43/2005 (EP)	
HARBOUR AREA TREATMENT SCHEME (HATS) STAGE 2A ENVIRONMENTAL IMPACT ASSESSMENT STUDY - INVESTIGATION			
<p align="center">TRENDS OF MONTHLY AMMONIA NITROGEN LEVELS (SHEET 2 OF 4)</p>			
SCALE	N.T.S.	DATE	NOV 2007
CHECK	AKYC	DRAWN	ILMW
JOB NO.	60017198	DRAWING NO.	
Rev			6.24

NH₃-N (mg/l)

SM6
SM18
SM19


SM7
SM9
SM10



Southern WCZ (West Lamma Channel & Lantau East)

Southern WCZ (Southern Water)

		AGREEMENT NO. CE 43/2005 (EP)	
HARBOUR AREA TREATMENT SCHEME (HATS) STAGE 2A ENVIRONMENTAL IMPACT ASSESSMENT STUDY - INVESTIGATION		N.T.S.	
TRENDS OF MONTHLY AMMONIA NITROGEN LEVELS (SHEET 3 OF 4)		DATE	NOV 2007
SCALE	CHECK	DRAWN	ILMW
JOB NO.	60017198	DRAWING NO.	6.24
Rev	-	Rev	-



AGREEMENT NO. CE 43/2005 (EP) HARBOUR AREA TREATMENT SCHEME (HATS) STAGE 2A ENVIRONMENTAL IMPACT ASSESSMENT STUDY - INVESTIGATION TRENDS OF MONTHLY AMMONIA NITROGEN LEVELS (SHEET 4 OF 4)		SCALE: N.T.S. CHECK: AKYC JOB NO.: 60017198	DATE: NOV 2007 DRAWN: ILMW DRAWING NO.: 6.24
ENSR AECOM			