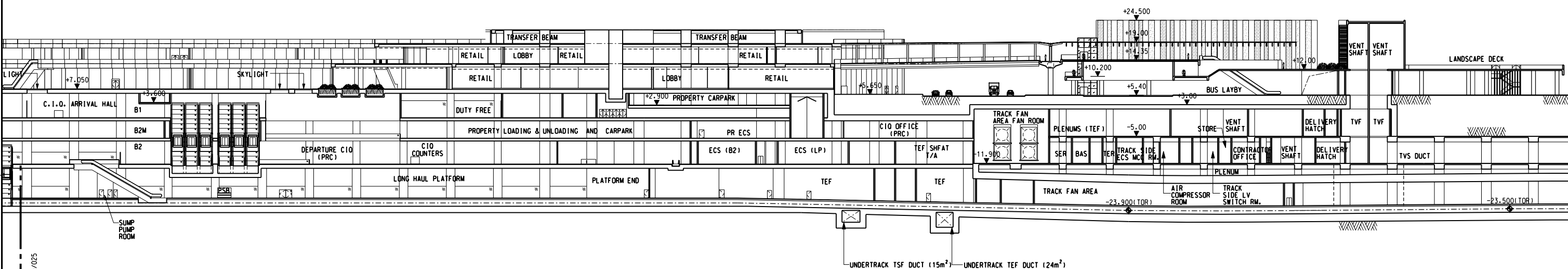


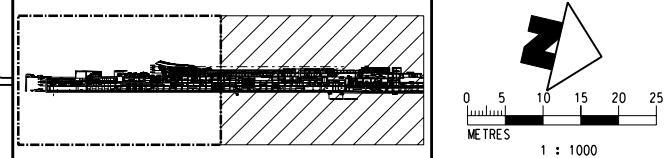
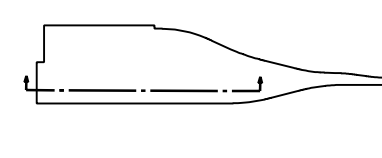
PLOT DIR: R:\ustms\mtr\p1\DRIVER\WINDOWS\X3\COLOUR\2009-5-14 16:54:07
 MODELNAME: M50_026A.dgn
 FILENAME: R:\ustms\mtr\p1\DRIVER\WINDOWS\X3\COLOUR\2009-5-14 16:54:07
 PRINTER: HP DesignJet 5000



MATCH LINE
 FOR CONTINUATION
 SEE DWG. NOL/ERL/300/C/XRL/ENS/M50/025

LEGEND:

[Symbol]	[Symbol]	[Symbol]
[Symbol]	[Symbol]	[Symbol]
[Symbol]	[Symbol]	[Symbol]



REV	DESCRIPTION	BY	DATE	APPROVED	REV	DESCRIPTION	BY	DATE	APPROVED

DRAWN	ZCP
DESIGNED	TWF
CHECKED	PTC
APPROVED	KC
DATE	07/MAY/2009

MTR

EXPRESS RAIL LINK

ORIGINATOR

ENSR | AECOM

CADD REF. NOL_ERL_300_C_XRL_ENS_M50_026A.dgn

TITLE		SCALE		FIGURE NO.		REV.	
NOL / ERL-300 ENVIRONMENTAL IMPACT ASSESSMENT WEST KOWLOON TERMINUS (LONG SECTION)		1 : 1000 (A3)		NOL/ERL/300/C/XRL/ENS/M50/026		A	