









- LEGEND:**
-  STREET PAVING
 -  ACCESS EVA (ASPHALT)
 -  BUFFER PLANTING
 -  ROOF GREENING
 -  PERMANENT SITE BOUNDARY
 -  FENCELINE



NOTE:
 This drawing does not indicate precise no. and locations of retained trees and compensatory trees. The precise no. of trees to be retained, transplanted, fell and compensated shall be determined and agreed separately with government during the Tree Felling Application process under ETWB TC 3/2006.
 Landscaping features and form of structures shown in drawing are indicative only.

REV	DESCRIPTION	BY	DATE	APPROVED	REV	DESCRIPTION	BY	DATE	APPROVED
<p style="text-align: center;">MTR</p> <p style="text-align: center;">EXPRESS RAIL LINK</p> <p style="text-align: center;">ENSR AECOM</p> <p style="text-align: center;"><small>ORIGINATOR</small></p>									
<p style="text-align: center;">DRAWN -</p> <p style="text-align: center;">DESIGNED -</p> <p style="text-align: center;">CHECKED -</p> <p style="text-align: center;">APPROVED -</p> <p style="text-align: center;">DATE MAY / 2009</p> <p style="text-align: center;"><small>DO NOT SCALE DRAWINGS. ALL DIMENSIONS SHALL BE AS SHOWN ON THE DRAWING. THIS DRAWING IS THE PROPERTY OF MTR CORPORATION LIMITED. ALL RIGHTS RESERVED. ANY REPRODUCTION OF THIS DRAWING WITHOUT THE WRITTEN PERMISSION OF MTR CORPORATION LIMITED IS STRICTLY PROHIBITED.</small></p>					<p style="text-align: center;">TITLE</p> <p style="text-align: center;">NOL / ERL -300</p> <p style="text-align: center;">ENVIRONMENTAL IMPACT ASSESSMENT</p> <p style="text-align: center;">Landscape Plan at Shing Mun Ventilation Building (SMV)</p> <p style="text-align: center;">SCALE NTS</p> <p style="text-align: center;">FIGURE NO. NOL/ERL/300/C/XRJ/ENS/M54/619</p> <p style="text-align: center;">REV. C</p>				