

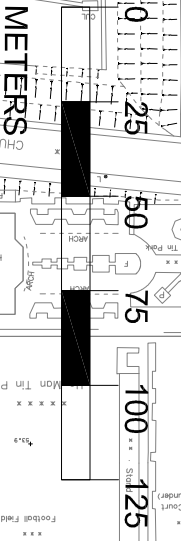
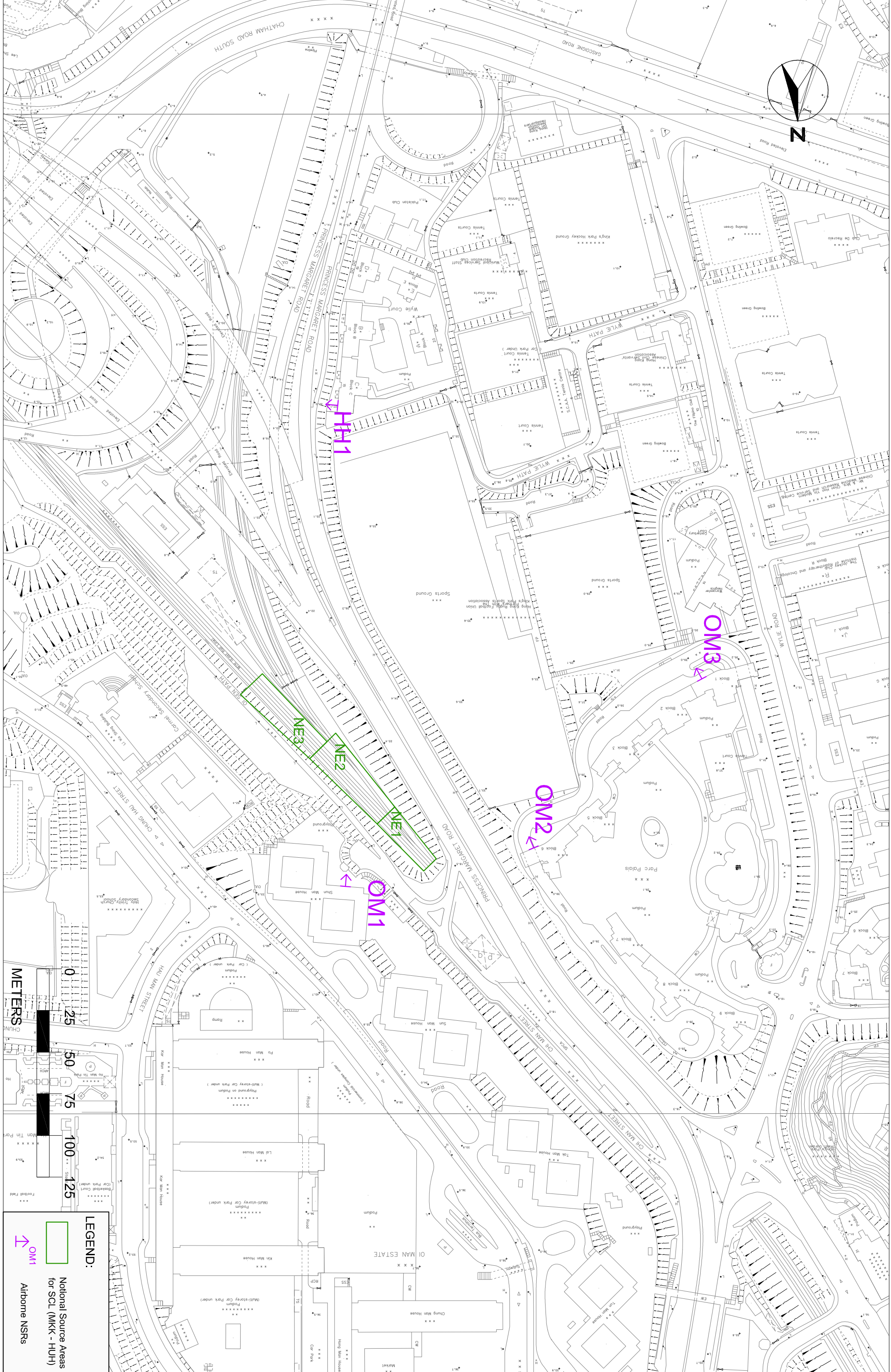
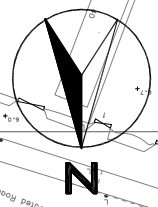
Appendix 6.3B Locations of Notional Sources and Distance to NSRs for works during restricted hours

WorkSite Description	WorkSite ID	Distance to NSR (m) ^[1]							
		OM1	OM2	OM3	HH1	HH2	HH4	HH7	HH9
NAT & Related Work									
Portal 1A Noise Enclosure ^[1]	NE	49	77	200	187	373	704	817	1231
Portal 1A Noise Enclosure (subarea 1)	NE1	49	77	200	261	482	813	923	1331
Portal 1A Noise Enclosure (subarea 2)	NE2	59	107	213	223	431	762	872	1281
Portal 1A Noise Enclosure (subarea 3)	NE3	99	157	246	187	373	704	817	1231


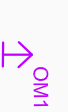
Remarks:

[1] Noise source at more than 300m from the sensitive receiver are not considered in the noise assessment due to large distance attenuation effect.

[*] For the construction site with a length to width ratio exceeding 5 : 1, subareas are divided as shown with grey shaded, only the dominant portion of the site is considered in the noise assessment.



LEGEND:

-  Notional Source Areas for SCL (MKK - HH)
-  Airborne NSRs

Appendix 6.3B Locations of Notional Sources Areas for the Work during Restricted Hours.