



























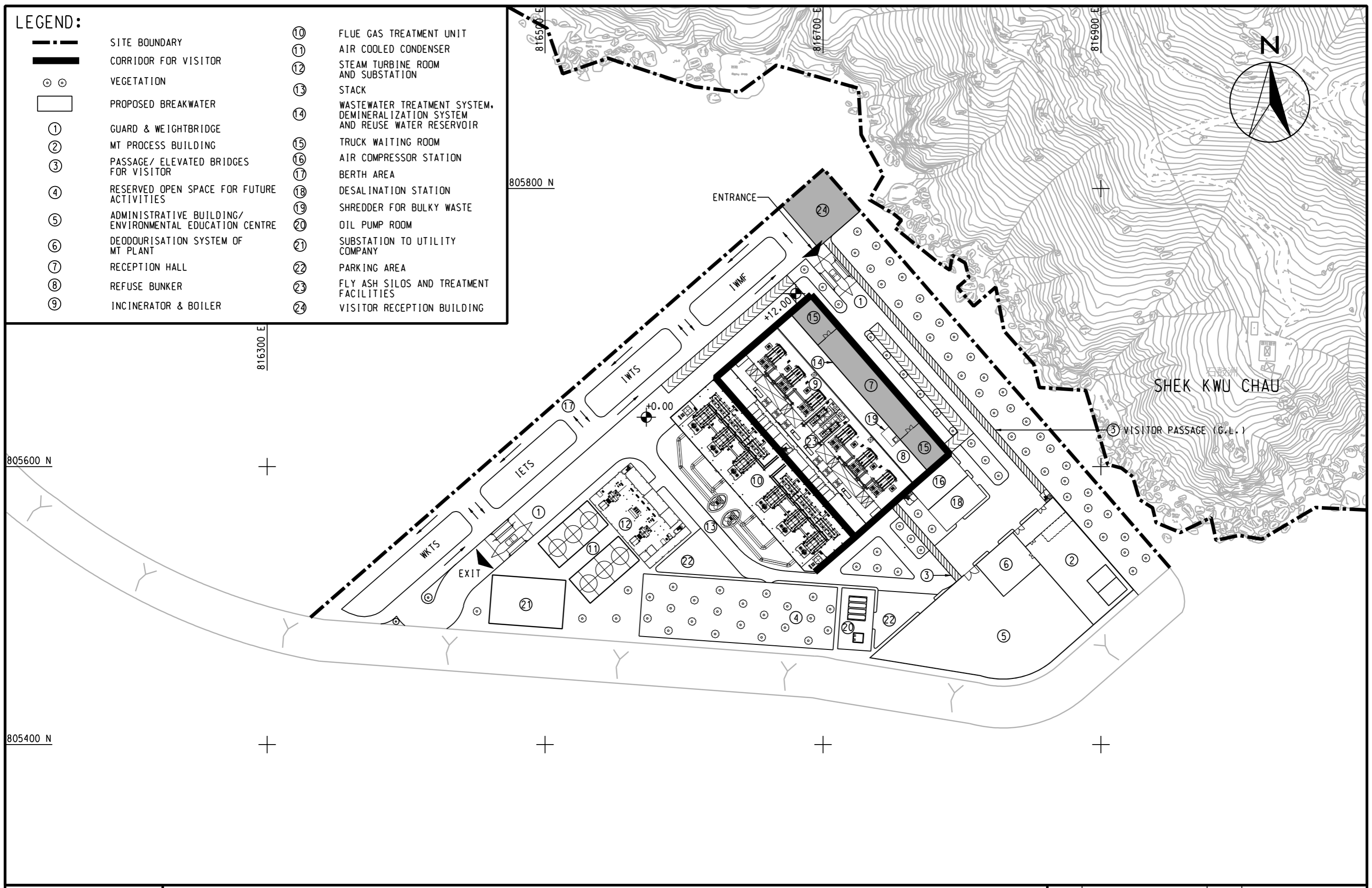


LEGEND:

-  SITE BOUNDARY
-  CORRIDOR FOR VISITOR
-  VEGETATION
-  PROPOSED BREAKWATER
-  ① GUARD & WEIGHTBRIDGE
-  ② MT PROCESS BUILDING
-  ③ PASSAGE/ ELEVATED BRIDGES FOR VISITOR
-  ④ RESERVED OPEN SPACE FOR FUTURE ACTIVITIES
-  ⑤ ADMINISTRATIVE BUILDING/ ENVIRONMENTAL EDUCATION CENTRE
-  ⑥ DEODOURISATION SYSTEM OF MT PLANT
-  ⑦ RECEPTION HALL
-  ⑧ REFUSE BUNKER
-  ⑨ INCINERATOR & BOILER
-  ⑩ FLUE GAS TREATMENT UNIT
-  ⑪ AIR COOLED CONDENSER
-  ⑫ STEAM TURBINE ROOM AND SUBSTATION
-  ⑬ STACK
-  ⑭ WASTEWATER TREATMENT SYSTEM, DEMINERALIZATION SYSTEM AND REUSE WATER RESERVOIR
-  ⑮ TRUCK WAITING ROOM
-  ⑯ AIR COMPRESSOR STATION
-  ⑰ BERTH AREA
-  ⑱ DESALINATION STATION
-  ⑲ SHREDDER FOR BULKY WASTE
-  ⑳ OIL PUMP ROOM
-  ㉑ SUBSTATION TO UTILITY COMPANY
-  ㉒ PARKING AREA
-  ㉓ FLY ASH SILOS AND TREATMENT FACILITIES
-  ㉔ VISITOR RECEPTION BUILDING



DATE: 2011-1-25 wux3



AGREEMENT NO. CE 29/2008 (EP)
 ENGINEERING INVESTIGATION AND ENVIRONMENTAL STUDIES FOR INTEGRATED WASTE MANAGEMENT FACILITIES PHASE 1 - FEASIBILITY STUDY
GENERAL LAYOUT OF THE IWMF AT THE ARTIFICIAL ISLAND NEAR SHEK KWU CHAU

SCALE	A3 1 : 2500	DATE	JAN. 2011
CHECK	-	DRAWN	LJP
JOB No.	60051148	DRAWING No.	FIGURE 2.4
		REV	-