# Appendix 6.1

Construction Noise Programme refers to Appendix 4.1

# Appendix 6.2

SWLs for PME

**Project** : 209506 Cross Bay Link (Tseung Kwan O)
**Title** : SWLs of PMEs

| PME | % Operation | Corr, dB(A) | Unmitigated SWLs | | | | | Quiet Plant | | | | Mitigated Scenario | | | | |
|---|---|---|---|---|---|---|---|---|---|---|---|---|---|---|---|---|
| | | | ID | Description | Power rating Size, wieght | PME SWL, dB(A) | Unmitigated SWL, dB(A) | ID | Power rating Size, wieght | PME SWL, dB(A) | Quiet Plant/ Silencier SWL, dB(A) | Enclosure / Shed, dB(A) | Barrier, dB(A) | Acoustic Mat, dB(A) | Total Reduction, dB(A) | Mitigated SWL, dB(A) |
| Air Compressor (CNP003) (100%) | 100 | 0 | CNP003 | Air compressor, air flow > 30m3/min | - | 104 | 104 | D7-46 | above 34m3/min | 103 | 103 | -10 | | | -10 | 93 |
| Asphalt Paver (CNP004) (100%) | 100 | 0 | CNP004 | Asphalt paver | - | 109 | 109 | D8-24 | 90kW, 13t | 101 | 101 | | -5 | | -5 | 96 |
| Bar Bender and Cutter (CNP021) (100%) | 100 | 0 | CNP021 | Bar bender and cutter (electric) | - | 90 | 90 | | | | 90 | | | | | 90 |
| Hand-held breaker (CNP 026) (100%) | 100 | 0 | CNP025 | Breaker, hand held, masss >= 20kg and =< 35 kg | - | 111 | 111 | D8-12 | 52kW | 106 | 106 | -10 | | | -10 | 96 |
| Breaker (Pneumatic) (CNP027) (100%) | 100 | 0 | CNP027 | Breaker, excavator mounted (pneumatic) | - | 122 | 122 | D3-100 | 27kg | 112 | 112 | | -5 | | -5 | 107 |
| Breaker, Excavator Mounted (Hydraulic) (CNP028) (100%) | 100 | 0 | CNP028 | Breaker, excavator mounted (hydraulic) | - | 122 | 122 | D8-13 | 73kW, 200kg | 110 | 110 | | -5 | | -5 | 105 |
| Bulldozer (CNP030) (100%) | 100 | 0 | CNP030 | Bulldozer | - | 115 | 115 | D9-2 | 200kW | 104 | 104 | | -5 | | -5 | 99 |
| Concrete Mixer (CNP045) (70%) | 70 | -2 | CNP045 | Concrete mixer (electric) | - | 96 | 94 | | | | 94 | | | | | 94 |
| Concrete Lorry Mixer (CNP044) (70%) | 70 | -2 | CNP044 | Concrete lorry mixer | - | 109 | 107 | D6-23 | 22kW | 100 | 98 | | -5 | | -5 | 93 |
| Concrete pump (CNP047) (100%) | 100 | 0 | CNP047 | Concrete pump, stationary / lorry mounted | - | 109 | 109 | D6-34 | 100kW | 107 | 107 | | -5 | | -5 | 102 |
| Crane Mobile (CNP048) (100%) | 100 | 0 | CNP048 | Crane, mobile / barge mounted (diesel) | - | 112 | 112 | D7-114 | 62kW | 101 | 101 | | -5 | | -5 | 96 |
| Tower Crane (CNP049) (100%) | 100 | 0 | CNP049 | Crane, tower (electric) | - | 95 | 95 | | | | 95 | | | | | 95 |
| Compactor, vibratory (CNP050) (100%) | 100 | 0 | CNP050 | Compactor, vibratory | - | 105 | 105 | | | | 105 | | -5 | | -5 | 100 |
| Cutter, Circular, Steel (CNP056) (100%) | 100 | 0 | CNP056 | Cutter, circular, steel (electric) | - | 112 | 112 | D7-75 | 150 mm blade | 105 | 105 | | -5 | | -5 | 100 |
| Crane Barge (CNP061) (100%) | 100 | 0 | CNP061 | Derrick Barge | - | 104 | 104 | | | | 104 | | -5 | | -5 | 99 |
| Dump Barge (CNP061) (100%) | 100 | 0 | CNP061 | Derrick Barge | - | 104 | 104 | | | | 104 | | -5 | | -5 | 99 |
| Derrick Barge (CNP061) (100%) | 100 | 0 | CNP061 | Derrick Barge | - | 104 | 104 | | | | 104 | | -5 | | -5 | 99 |
| Grab dredger (CNP063) (100%) | 100 | 0 | CNP063 | Dredger, grab | - | 112 | 112 | | | | 112 | | -5 | | -5 | 107 |
| Dump Truck (CNP067) (70%) | 70 | -2 | CNP067 | Dump truck | - | 117 | 115 | D9-24 | 24t | 104 | 102 | | -5 | | -5 | 97 |
| Drill, Hand-Held (Battery) (CNP071) (100%) | 100 | 0 | CNP071 | Drill, hand held (battery) | - | 89 | 89 | | | | 89 | | | | | 89 |
| Excavator/Loader, Wheeled/Tracked (CNP081) (100%) | 100 | 0 | CNP081 | Excavator / loader, wheeled / tracked | - | 112 | 112 | D3-35 | 45kW | 106 | 106 | | -5 | | -5 | 101 |
| Backactor (CNP081) (100%) | 100 | 0 | CNP081 | Excavator / loader, wheeled / tracked | - | 112 | 112 | D3-35 | 45kW | 106 | 106 | | -5 | | -5 | 101 |
| Mini Backhoe (CNP082) (100%) | 100 | 0 | CNP082 | Excavator, mini-robat mounted | - | 94 | 94 | | | | 94 | | -5 | | -5 | 89 |
| Generator, silenced (CNP103) (100%) | 100 | 0 | CNP103 | Generator, super silenced, 70dB(A) at 7m | - | 95 | 95 | | | | 95 | -10 | | | -10 | 85 |
| Grout Pump (CNP106) (100%) | 100 | 0 | CNP106 | Grout pump | - | 105 | 105 | | | | 105 | | -5 | | -5 | 100 |
| Welder/Generator, portable (CNP107) (100%) | 100 | 0 | CNP107 | Generator, portable | - | 100 | 100 | | | | 100 | | -5 | | -5 | 95 |
| Lorry (CNP 141) (70%) | 70 | -2 | CNP141 | Lorry | - | 112 | 110 | D9-19 | 20t | 102 | 100 | | -5 | | -5 | 95 |
| Paint Line Marker (CNP161) (100%) | 100 | 0 | CNP161 | Paint line marker | - | 90 | 90 | | | | 90 | | | | | 90 |
| Piling, Large Diameter Bored, Grab and Chisel (CNP164) (100%) | 100 | 0 | CNP164 | Piling, large dia bored, grab & chisel | - | 115 | 115 | D4-94a | 110kW 2.1dia | 112 | 112 | | | -10 | -10 | 102 |
| Piling, Large Diameter Bored, rcd (CNP166) (100%) | 100 | 0 | CNP166 | Piling, large dia bored, RCD | - | 100 | 100 | | | | 100 | -10 | | | -10 | 90 |
| Piling Rig and Drilling Rig (CNP167) (100%) | 100 | 0 | CNP167 | Piling, earth auger, auger | - | 114 | 114 | D4-44 | 75kW | 109 | 109 | | | -10 | -10 | 99 |
| Poker, Vibratory, Hand Held (CNP170) (100%) | 100 | 0 | CNP170 | Poker, vibratory, hand held | - | 113 | 113 | D6-40 | - | 98 | 98 | | -5 | | -5 | 93 |
| Piling, Vibrating Hammer (CNP172) (100%) | 100 | 0 | CNP172 | Piling, vibrating hammer | - | 115 | 115 | D4-13 | 220000kg/pile | 106 | 106 | | -5 | | -5 | 101 |
| Roller (CNP185) (100%) | 100 | 0 | CNP185 | Road Roller | - | 108 | 108 | D8-30 | 51kW | 101 | 101 | | -5 | | -5 | 96 |
| Tug boat (CNP221) (100%) | 100 | 0 | CNP221 | Tug boat | - | 110 | 110 | | | | 110 | | -5 | | -5 | 105 |
| Water pump (CNP281) (Electric) (100%) | 100 | 0 | CNP281 | Water pump (electric) | - | 88 | 88 | | | | 88 | | | | | 88 |
| Crane Truck (CNP144) (100%) | 100 | 0 | CNP144 | Lorry, with crane/grab gross vehicle weight > 38 tonne | - | 112 | 112 | D9-19 | 20t | 102 | 102 | | -5 | | -5 | 97 |

# Appendix 6.3

Plant Inventory
Adopted near CBL

ARUP **Ove Arup & Partners**
**Hong Kong**

**Project :** **Cross Bay Link - Tseung Kwan O**
**Title :** **Plant Inventory**

| **CBL** | | | | | | | | | |
|---|---|---|---|---|---|---|---|---|---|
| **Worksite S1** | | | | **SWL of Single PME** | | | **Total SWL** | | |
| Activity | Months | PME | Units | Unmitigated | Quiet Plant | Mitigated | Unmitigated | Quiet Plant | Mitigated |
| Site Compound / Clearance | Jan 2017 - Feb 2017 | Bulldozer (CNP030) (100%) | 1 | 115 | 104 | 99 | 115 | 104 | 99 |
| | | Mini Backhoe (CNP082) (100%) | 1 | 94 | 94 | 89 | 94 | 94 | 89 |
| | | Breaker (Pneumatic) (CNP027) (100%) | 1 | 122 | 112 | 107 | 122 | 112 | 107 |
| | | Roller (CNP185) (100%) | 1 | 108 | 101 | 96 | 108 | 101 | 96 |
| | | Lorry (CNP 141) (70%) | 2 | 110 | 100 | 95 | 113 | 103 | 98 |
| | | Crane Truck (CNP144) (100%) | 1 | 112 | 102 | 97 | 112 | 102 | 97 |
| | | Air Compressor (CNP003) (100%) | 1 | 104 | 103 | 93 | 104 | 103 | 93 |
| | | Generator, silenced (CNP103) (100%) | 1 | 95 | 95 | 85 | 95 | 95 | 85 |
| | | | | **124** | **114** | **109** | **124** | **114** | **109** |
| Barge Landing Point | Feb 2017 - Apr 2017 | Bulldozer (CNP030) (100%) | 1 | 115 | 104 | 99 | 115 | 104 | 99 |
| | | Mini Backhoe (CNP082) (100%) | 1 | 94 | 94 | 89 | 94 | 94 | 89 |
| | | Dump Truck (CNP067) (70%) | 1 | 115 | 102 | 97 | 115 | 102 | 97 |
| | | Roller (CNP185) (100%) | 1 | 108 | 101 | 96 | 108 | 101 | 96 |
| | | Derrick Barge (CNP061) (100%) | 1 | 104 | 104 | 99 | 104 | 104 | 99 |
| | | Piling, Vibrating Hammer (CNP172) (100%) | 1 | 115 | 106 | 101 | 115 | 106 | 101 |
| | | Generator, silenced (CNP103) (100%) | 1 | 95 | 95 | 85 | 95 | 95 | 85 |
| | | Air Compressor (CNP003) (100%) | 1 | 104 | 103 | 93 | 104 | 103 | 93 |
| | | Concrete Lorry Mixer (CNP044) (70%) | 1 | 107 | 98 | 93 | 107 | 98 | 93 |
| | | Tug boat (CNP221) (100%) | 2 | 110 | 110 | 105 | 113 | 113 | 108 |
| | | Concrete pump (CNP047) (100%) | 1 | 109 | 107 | 102 | 109 | 107 | 102 |
| | | Piling, Vibrating Hammer (CNP172) (100%) | 1 | 115 | 106 | 101 | 115 | 106 | 101 |
| | | Crane Barge (CNP061) (100%) | 1 | 104 | 104 | 99 | 104 | 104 | 99 |
| | | Water pump (CNP281) (Electric) (100%) | 1 | 88 | 88 | 88 | 88 | 88 | 88 |
| | | Grab dredger (CNP063) (100%) | 1 | 112 | 112 | 107 | 112 | 112 | 107 |
| | | | | **123** | **117** | **112** | **123** | **118** | **113** |

ARUP **Ove Arup & Partners**
**Hong Kong**

**Project :** **Cross Bay Link - Tseung Kwan O**
**Title :** **Plant Inventory**

| **CBL** | | | | | | | | | |
|---|---|---|---|---|---|---|---|---|---|
| **Worksite S2** | | | | **SWL of Single PME** | | | **Total SWL** | | |
| Activity | Months | PME | Units | Unmitigated | Quiet Plant | Mitigated | Unmitigated | Quiet Plant | Mitigated |
| Pre-drilling holes | Mar 2017 - Aug 2017 | Piling Rig and Drilling Rig (CNP167) (100%) | 1 | 114 | 109 | 99 | 114 | 109 | 99 |
| | | Generator, silenced (CNP103) (100%) | 1 | 95 | 95 | 85 | 95 | 95 | 85 |
| | | Tug boat (CNP221) (100%) | 1 | 110 | 110 | 105 | 110 | 110 | 105 |
| | | | | **115** | **113** | **106** | **115** | **113** | **106** |
| Eastern Approach Piles and Pile Caps | May 2017 - Jul 2018 | Derrick Barge (CNP061) (100%) | 1 | 104 | 104 | 99 | 104 | 104 | 99 |
| | | Dump Barge (CNP061) (100%) | 1 | 104 | 104 | 99 | 104 | 104 | 99 |
| | | Piling, Large Diameter Bored, rcd (CNP166) (100%) | 1 | 100 | 100 | 90 | 100 | 100 | 90 |
| | | Piling, Vibrating Hammer (CNP172) (100%) | 1 | 115 | 106 | 101 | 115 | 106 | 101 |
| | | Generator, silenced (CNP103) (100%) | 1 | 95 | 95 | 85 | 95 | 95 | 85 |
| | | Air Compressor (CNP003) (100%) | 1 | 104 | 103 | 93 | 104 | 103 | 93 |
| | | Concrete Lorry Mixer (CNP044) (70%) | 1 | 107 | 98 | 93 | 107 | 98 | 93 |
| | | Tug boat (CNP221) (100%) | 1 | 110 | 110 | 105 | 110 | 110 | 105 |
| | | Concrete pump (CNP047) (100%) | 1 | 109 | 107 | 102 | 109 | 107 | 102 |
| | | Piling, Vibrating Hammer (CNP172) (100%) | 1 | 115 | 106 | 101 | 115 | 106 | 101 |
| | | Water pump (CNP281) (Electric) (100%) | 1 | 88 | 88 | 88 | 88 | 88 | 88 |
| | | Grab dredger (CNP063) (100%) | 1 | 112 | 112 | 107 | 112 | 112 | 107 |
| | | | | **120** | **117** | **112** | **120** | **117** | **112** |
| Eastern Approach Piers | Oct 2017 - Dec 2018 | Derrick Barge (CNP061) (100%) | 1 | 104 | 104 | 99 | 104 | 104 | 99 |
| | | Air Compressor (CNP003) (100%) | 1 | 104 | 103 | 93 | 104 | 103 | 93 |
| | | Generator, silenced (CNP103) (100%) | 1 | 95 | 95 | 85 | 95 | 95 | 85 |
| | | Concrete Lorry Mixer (CNP044) (70%) | 1 | 107 | 98 | 93 | 107 | 98 | 93 |
| | | Concrete pump (CNP047) (100%) | 1 | 109 | 107 | 102 | 109 | 107 | 102 |
| | | Piling, Vibrating Hammer (CNP172) (100%) | 1 | 115 | 106 | 101 | 115 | 106 | 101 |
| | | | | **117** | **112** | **106** | **117** | **112** | **106** |
| Deck segment erection & stitching for EA | Aug 2018 - Mar 2019 | Hand-held breaker (CNP 026) (100%) | 1 | 111 | 106 | 96 | 111 | 106 | 96 |
| | | Concrete Mixer (CNP045) (70%) | 1 | 94 | 94 | 94 | 94 | 94 | 94 |
| | | Concrete pump (CNP047) (100%) | 1 | 109 | 107 | 102 | 109 | 107 | 102 |
| | | Derrick Barge (CNP061) (100%) | 2 | 104 | 104 | 99 | 107 | 107 | 102 |
| | | Generator, silenced (CNP103) (100%) | 1 | 95 | 95 | 85 | 95 | 95 | 85 |
| | | Piling Rig and Drilling Rig (CNP167) (100%) | 2 | 114 | 109 | 99 | 117 | 112 | 102 |
| | | Tower Crane (CNP049) (100%) | 2 | 95 | 95 | 95 | 98 | 98 | 98 |
| | | Tug boat (CNP221) (100%) | 2 | 110 | 110 | 105 | 113 | 113 | 108 |
| | | | | **118** | **115** | **109** | **120** | **117** | **111** |
| Street furniture, Pavement and Road markings - Group A | May 2019 - Aug 2019 | Dump Truck (CNP067) (70%) | 4 | 115 | 102 | 97 | 121 | 108 | 103 |
| | | Crane mobile (CNP048) (100%) | 1 | 112 | 101 | 96 | 112 | 101 | 96 |
| | | Air Compressor (CNP003) (100%) | 1 | 104 | 103 | 93 | 104 | 103 | 93 |
| | | Roller (CNP185) (100%) | 4 | 108 | 101 | 96 | 114 | 107 | 102 |
| | | Dump Truck (CNP067) (70%) | 1 | 115 | 102 | 97 | 115 | 102 | 97 |
| | | Compactor, vibratory (CNP050) (100%) | 1 | 105 | 105 | 100 | 105 | 105 | 100 |
| | | Excavator/Loader, Wheeled/Tracked (CNP081) (100%) | 1 | 112 | 106 | 101 | 112 | 106 | 101 |
| | | Generator, silenced (CNP103) (100%) | 1 | 95 | 95 | 85 | 95 | 95 | 85 |
| | | | | **121** | **112** | **106** | **124** | **114** | **109** |
| Street furniture, Pavement and Road markings - Group B | | Crane mobile (CNP048) (100%) | 1 | 112 | 101 | 96 | 112 | 101 | 96 |
| | | Air Compressor (CNP003) (100%) | 1 | 104 | 103 | 93 | 104 | 103 | 93 |
| | | Asphalt Paver (CNP004) (100%) | 2 | 109 | 101 | 96 | 112 | 104 | 99 |
| | | Roller (CNP185) (100%) | 4 | 108 | 101 | 96 | 114 | 107 | 102 |
| | | Compactor, vibratory (CNP050) (100%) | 1 | 105 | 105 | 100 | 105 | 105 | 100 |
| | | Paint Line Marker (CNP161) (100%) | 1 | 90 | 90 | 90 | 90 | 90 | 90 |
| | | Generator, silenced (CNP103) (100%) | 1 | 95 | 95 | 85 | 95 | 95 | 85 |
| | | | | **116** | **110** | **104** | **118** | **112** | **106** |
| | | | Max. SWL | | | | **124** | **114** | **109** |

Note:
Group A and Group B construction activities would not occur concurrently, only maximum SWL would be adopted,

ARUP **Ove Arup & Partners Hong Kong**

**Project :** **Cross Bay Link - Tseung Kwan O**
**Title :** **Plant Inventory**

| **CBL** | | | | | | | | | |
|---|---|---|---|---|---|---|---|---|---|
| **Worksite S3** | | | | **SWL of Single PME** | | | **Total SWL** | | |
| Activity | Months | PME | Units | Unmitigated | Quiet Plant | Mitigated | Unmitigated | Quiet Plant | Mitigated |
| Pre-drilling holes | Mar 2017 - Aug 2017 | Piling Rig and Drilling Rig (CNP167) (100%) | 1 | 114 | 109 | 99 | 114 | 109 | 99 |
| | | Generator, silenced (CNP103) (100%) | 1 | 95 | 95 | 85 | 95 | 95 | 85 |
| | | Tug boat (CNP221) (100%) | 1 | 110 | 110 | 105 | 110 | 110 | 105 |
| | | | | **115** | **113** | **106** | **115** | **113** | **106** |
| Main Bridge Piles and Pile Caps | May 2017 - Mar 2018 | Derrick Barge (CNP061) (100%) | 1 | 104 | 104 | 99 | 104 | 104 | 99 |
| | | Dump Barge (CNP061) (100%) | 1 | 104 | 104 | 99 | 104 | 104 | 99 |
| | | Piling, Large Diameter Bored, rcd (CNP166) (100%) | 1 | 100 | 100 | 90 | 100 | 100 | 90 |
| | | Piling, Vibrating Hammer (CNP172) (100%) | 1 | 115 | 106 | 101 | 115 | 106 | 101 |
| | | Generator, silenced (CNP103) (100%) | 1 | 95 | 95 | 85 | 95 | 95 | 85 |
| | | Air Compressor (CNP003) (100%) | 1 | 104 | 103 | 93 | 104 | 103 | 93 |
| | | Concrete Lorry Mixer (CNP044) (70%) | 1 | 107 | 98 | 93 | 107 | 98 | 93 |
| | | Tug boat (CNP221) (100%) | 1 | 110 | 110 | 105 | 110 | 110 | 105 |
| | | Concrete pump (CNP047) (100%) | 1 | 109 | 107 | 102 | 109 | 107 | 102 |
| | | Piling, Vibrating Hammer (CNP172) (100%) | 1 | 115 | 106 | 101 | 115 | 106 | 101 |
| | | Water pump (CNP281) (Electric) (100%) | 1 | 88 | 88 | 88 | 88 | 88 | 88 |
| | | Grab dredger (CNP063) (100%) | 1 | 112 | 112 | 107 | 112 | 112 | 107 |
| | | | | **120** | **117** | **112** | **120** | **117** | **112** |
| Main Bridge Piers | Jan 2018 - Jun 2018 | Derrick Barge (CNP061) (100%) | 1 | 104 | 104 | 99 | 104 | 104 | 99 |
| | | Air Compressor (CNP003) (100%) | 1 | 104 | 103 | 93 | 104 | 103 | 93 |
| | | Generator, silenced (CNP103) (100%) | 1 | 95 | 95 | 85 | 95 | 95 | 85 |
| | | Concrete Lorry Mixer (CNP044) (70%) | 1 | 107 | 98 | 93 | 107 | 98 | 93 |
| | | Concrete pump (CNP047) (100%) | 1 | 109 | 107 | 102 | 109 | 107 | 102 |
| | | Piling, Vibrating Hammer (CNP172) (100%) | 1 | 115 | 106 | 101 | 115 | 106 | 101 |
| | | | | **117** | **112** | **106** | **117** | **112** | **106** |
| Install main bridge option 3 | Feb 2019 | Derrick Barge (CNP061) (100%) | 1 | 104 | 104 | 99 | 104 | 104 | 99 |
| | | Piling Rig and Drilling Rig (CNP167) (100%) | 4 | 114 | 109 | 99 | 120 | 115 | 105 |
| | | Tug boat (CNP221) (100%) | 2 | 110 | 110 | 105 | 113 | 113 | 108 |
| | | Generator, silenced (CNP103) (100%) | 2 | 95 | 95 | 85 | 98 | 98 | 88 |
| | | Welder/Generator, portable (CNP107) (100%) | 2 | 100 | 100 | 95 | 103 | 103 | 98 |
| | | | | **116** | **113** | **107** | **121** | **118** | **110** |
| Install side spans and make connections option 3 | Mar 2019 - Apr 2019 | Derrick Barge (CNP061) (100%) | 1 | 104 | 104 | 99 | 104 | 104 | 99 |
| | | Tug boat (CNP221) (100%) | 2 | 110 | 110 | 105 | 113 | 113 | 108 |
| | | Piling Rig and Drilling Rig (CNP167) (100%) | 4 | 114 | 109 | 99 | 120 | 115 | 105 |
| | | Generator, silenced (CNP103) (100%) | 4 | 95 | 95 | 85 | 101 | 101 | 91 |
| | | Welder/Generator, portable (CNP107) (100%) | 4 | 100 | 100 | 95 | 106 | 106 | 101 |
| | | | | **116** | **113** | **107** | **121** | **118** | **111** |
| Street furniture, Pavement and Road markings - Group A | May 2019 - Aug 2019 | Dump Truck (CNP067) (70%) | 4 | 115 | 102 | 97 | 121 | 108 | 103 |
| | | Crane mobile (CNP048) (100%) | 1 | 112 | 101 | 96 | 112 | 101 | 96 |
| | | Air Compressor (CNP003) (100%) | 1 | 104 | 103 | 93 | 104 | 103 | 93 |
| | | Roller (CNP185) (100%) | 4 | 108 | 101 | 96 | 114 | 107 | 102 |
| | | Dump Truck (CNP067) (70%) | 1 | 115 | 102 | 97 | 115 | 102 | 97 |
| | | Compactor, vibratory (CNP050) (100%) | 1 | 105 | 105 | 100 | 105 | 105 | 100 |
| | | Excavator/Loader, Wheeled/Tracked (CNP081) (100%) | 1 | 112 | 106 | 101 | 112 | 106 | 101 |
| | | Generator, silenced (CNP103) (100%) | 1 | 95 | 95 | 85 | 95 | 95 | 85 |
| | | | | **121** | **112** | **106** | **124** | **114** | **109** |
| Street furniture, Pavement and Road markings - Group B | | Crane mobile (CNP048) (100%) | 1 | 112 | 101 | 96 | 112 | 101 | 96 |
| | | Air Compressor (CNP003) (100%) | 1 | 104 | 103 | 93 | 104 | 103 | 93 |
| | | Asphalt Paver (CNP004) (100%) | 2 | 109 | 101 | 96 | 112 | 104 | 99 |
| | | Roller (CNP185) (100%) | 4 | 108 | 101 | 96 | 114 | 107 | 102 |
| | | Compactor, vibratory (CNP050) (100%) | 1 | 105 | 105 | 100 | 105 | 105 | 100 |
| | | Paint Line Marker (CNP161) (100%) | 1 | 90 | 90 | 90 | 90 | 90 | 90 |
| | | Generator, silenced (CNP103) (100%) | 1 | 95 | 95 | 85 | 95 | 95 | 85 |
| | | | | **116** | **110** | **104** | **118** | **112** | **106** |
| | | | Max. SWL | | | | **124** | **114** | **109** |

Note:
Group A and Group B construction activities would not occur concurrently, only maximum SWL would be adopted,

ARUP **Ove Arup & Partners Hong Kong**

**Project :** **Cross Bay Link - Tseung Kwan O**
**Title :** **Plant Inventory**

| **CBL** | | | | | | | | | |
|---|---|---|---|---|---|---|---|---|---|
| **Worksite S4** | | | | **SWL of Single PME** | | | **Total SWL** | | |
| Activity | Months | PME | Units | Unmitigated | Quiet Plant | Mitigated | Unmitigated | Quiet Plant | Mitigated |
| Pre-drilling holes | Mar 2017 - Aug 2017 | Piling Rig and Drilling Rig (CNP167) (100%) | 1 | 114 | 109 | 99 | 114 | 109 | 99 |
| | | Generator, silenced (CNP103) (100%) | 1 | 95 | 95 | 85 | 95 | 95 | 85 |
| | | Tug boat (CNP221) (100%) | 1 | 110 | 110 | 105 | 110 | 110 | 105 |
| | | | | **115** | **113** | **106** | **115** | **113** | **106** |
| Western Approach Piles and Pile Caps | Dec 2017 - Aug 2018 | Derrick Barge (CNP061) (100%) | 1 | 104 | 104 | 99 | 104 | 104 | 99 |
| | | Dump Barge (CNP061) (100%) | 1 | 104 | 104 | 99 | 104 | 104 | 99 |
| | | Piling, Large Diameter Bored, rcd (CNP166) (100%) | 1 | 100 | 100 | 90 | 100 | 100 | 90 |
| | | Piling, Vibrating Hammer (CNP172) (100%) | 1 | 115 | 106 | 101 | 115 | 106 | 101 |
| | | Generator, silenced (CNP103) (100%) | 1 | 95 | 95 | 85 | 95 | 95 | 85 |
| | | Air Compressor (CNP003) (100%) | 1 | 104 | 103 | 93 | 104 | 103 | 93 |
| | | Concrete Lorry Mixer (CNP044) (70%) | 1 | 107 | 98 | 93 | 107 | 98 | 93 |
| | | Tug boat (CNP221) (100%) | 1 | 110 | 110 | 105 | 110 | 110 | 105 |
| | | Concrete pump (CNP047) (100%) | 1 | 109 | 107 | 102 | 109 | 107 | 102 |
| | | Piling, Vibrating Hammer (CNP172) (100%) | 1 | 115 | 106 | 101 | 115 | 106 | 101 |
| | | Water pump (CNP281) (Electric) (100%) | 1 | 88 | 88 | 88 | 88 | 88 | 88 |
| | | Grab dredger (CNP063) (100%) | 1 | 112 | 112 | 107 | 112 | 112 | 107 |
| | | | | **120** | **117** | **112** | **120** | **117** | **112** |
| Western Approach Piers | May 2018 - Feb 2019 | Derrick Barge (CNP061) (100%) | 1 | 104 | 104 | 99 | 104 | 104 | 99 |
| | | Air Compressor (CNP003) (100%) | 1 | 104 | 103 | 93 | 104 | 103 | 93 |
| | | Generator, silenced (CNP103) (100%) | 1 | 95 | 95 | 85 | 95 | 95 | 85 |
| | | Concrete Lorry Mixer (CNP044) (70%) | 1 | 107 | 98 | 93 | 107 | 98 | 93 |
| | | Concrete pump (CNP047) (100%) | 1 | 109 | 107 | 102 | 109 | 107 | 102 |
| | | Piling, Vibrating Hammer (CNP172) (100%) | 1 | 115 | 106 | 101 | 115 | 106 | 101 |
| | | | | **117** | **112** | **106** | **117** | **112** | **106** |
| Deck segment erection & stitching for WA | Feb 2019 - May 2019 | Hand-held breaker (CNP 026) (100%) | 1 | 111 | 106 | 96 | 111 | 106 | 96 |
| | | Concrete Mixer (CNP045) (70%) | 1 | 94 | 94 | 94 | 94 | 94 | 94 |
| | | Concrete pump (CNP047) (100%) | 1 | 109 | 107 | 102 | 109 | 107 | 102 |
| | | Derrick Barge (CNP061) (100%) | 2 | 104 | 104 | 99 | 107 | 107 | 102 |
| | | Generator, silenced (CNP103) (100%) | 1 | 95 | 95 | 85 | 95 | 95 | 85 |
| | | Piling Rig and Drilling Rig (CNP167) (100%) | 2 | 114 | 109 | 99 | 117 | 112 | 102 |
| | | Tower Crane (CNP049) (100%) | 2 | 95 | 95 | 95 | 98 | 98 | 98 |
| | | Tug boat (CNP221) (100%) | 2 | 110 | 110 | 105 | 113 | 113 | 108 |
| | | | | **118** | **115** | **109** | **120** | **117** | **111** |
| Street furniture, Pavement and Road markings - Group A | May 2019 - Aug 2019 | Dump Truck (CNP067) (70%) | 4 | 115 | 102 | 97 | 121 | 108 | 103 |
| | | Crane mobile (CNP048) (100%) | 1 | 112 | 101 | 96 | 112 | 101 | 96 |
| | | Air Compressor (CNP003) (100%) | 1 | 104 | 103 | 93 | 104 | 103 | 93 |
| | | Roller (CNP185) (100%) | 4 | 108 | 101 | 96 | 114 | 107 | 102 |
| | | Dump Truck (CNP067) (70%) | 1 | 115 | 102 | 97 | 115 | 102 | 97 |
| | | Compactor, vibratory (CNP050) (100%) | 1 | 105 | 105 | 100 | 105 | 105 | 100 |
| | | Excavator/Loader, Wheeled/Tracked (CNP081) (100%) | 1 | 112 | 106 | 101 | 112 | 106 | 101 |
| | | Generator, silenced (CNP103) (100%) | 1 | 95 | 95 | 85 | 95 | 95 | 85 |
| | | | | **121** | **112** | **106** | **124** | **114** | **109** |
| Street furniture, Pavement and Road markings - Group B | | Crane mobile (CNP048) (100%) | 1 | 112 | 101 | 96 | 112 | 101 | 96 |
| | | Air Compressor (CNP003) (100%) | 1 | 104 | 103 | 93 | 104 | 103 | 93 |
| | | Asphalt Paver (CNP004) (100%) | 2 | 109 | 101 | 96 | 112 | 104 | 99 |
| | | Roller (CNP185) (100%) | 4 | 108 | 101 | 96 | 114 | 107 | 102 |
| | | Compactor, vibratory (CNP050) (100%) | 1 | 105 | 105 | 100 | 105 | 105 | 100 |
| | | Paint Line Marker (CNP161) (100%) | 1 | 90 | 90 | 90 | 90 | 90 | 90 |
| | | Generator, silenced (CNP103) (100%) | 1 | 95 | 95 | 85 | 95 | 95 | 85 |
| | | | | **116** | **110** | **104** | **118** | **112** | **106** |
| | | | Max. SWL | | | | **124** | **114** | **109** |

Note:
Group A and Group B construction activities would not occur concurrently, only maximum SWL would be adopted,

ARUP **Ove Arup & Partners**
**Hong Kong**

**Project :** **Cross Bay Link - Tseung Kwan O**
**Title :** **Plant Inventory**

| **CBL** | | | | | | | | | | |
|---|---|---|---|---|---|---|---|---|---|---|
| **Worksite S5** | | | | **SWL of Single PME** | | | **Total SWL** | | | |
| Activity | Months | PME | Units | Unmitigated | Quiet Plant | Mitigated | Unmitigated | Quiet Plant | Mitigated |
| Eastern Abutment Piles | Jan 2018 - Feb 2018 | Piling, Large Diameter Bored, rcd (CNP166) (100%) | 1 | 100 | 100 | 90 | 100 | 100 | 90 |
| | | Concrete Lorry Mixer (CNP044) (70%) | 1 | 107 | 98 | 93 | 107 | 98 | 93 |
| | | Concrete pump (CNP047) (100%) | 1 | 109 | 107 | 102 | 109 | 107 | 102 |
| | | Water pump (CNP281) (Electric) (100%) | 1 | 88 | 88 | 88 | 88 | 88 | 88 |
| | | Lorry (CNP 141) (70%) | 1 | 110 | 100 | 95 | 110 | 100 | 95 |
| | | Crane Mobile (CNP048) (100%) | 1 | 112 | 101 | 96 | 112 | 101 | 96 |
| | | Air Compressor (CNP003) (100%) | 1 | 104 | 103 | 93 | 104 | 103 | 93 |
| | | Bar Bender and Cutter (CNP021) (100%) | 1 | 90 | 90 | 90 | 90 | 90 | 90 |
| | | Poker, Vibratory, Hand Held (CNP170) (100%) | 1 | 113 | 98 | 98 | 113 | 98 | 98 |
| | | Mini Backhoe (CNP082) (100%) | 1 | 94 | 94 | 89 | 94 | 94 | 89 |
| | | | | **118** | **111** | **106** | **118** | **111** | **106** |
| Eastern Abutment | Mar 2018 - May 2018 | Crane Mobile (CNP048) (100%) | 1 | 112 | 101 | 96 | 112 | 101 | 96 |
| | | Mini Backhoe (CNP082) (100%) | 1 | 94 | 94 | 89 | 94 | 94 | 89 |
| | | Air Compressor (CNP003) (100%) | 1 | 104 | 103 | 93 | 104 | 103 | 93 |
| | | Dump Truck (CNP067) (70%) | 1 | 115 | 102 | 97 | 115 | 102 | 97 |
| | | Generator, silenced (CNP103) (100%) | 1 | 95 | 95 | 85 | 95 | 95 | 85 |
| | | Concrete Lorry Mixer (CNP044) (70%) | 1 | 107 | 98 | 93 | 107 | 98 | 93 |
| | | Concrete pump (CNP047) (100%) | 1 | 109 | 107 | 102 | 109 | 107 | 102 |
| | | Piling, Vibrating Hammer (CNP172) (100%) | 1 | 115 | 106 | 101 | 115 | 106 | 101 |
| | | | | **120** | **112** | **106** | **120** | **112** | **106** |
| Street furniture, Pavement and Road markings - Group A | May 2019 - Aug 2019 | Dump Truck (CNP067) (70%) | 4 | 115 | 102 | 97 | 121 | 108 | 103 |
| | | Crane mobile (CNP048) (100%) | 1 | 112 | 101 | 96 | 112 | 101 | 96 |
| | | Air Compressor (CNP003) (100%) | 1 | 104 | 103 | 93 | 104 | 103 | 93 |
| | | Roller (CNP185) (100%) | 4 | 108 | 101 | 96 | 114 | 107 | 102 |
| | | Dump Truck (CNP067) (70%) | 1 | 115 | 102 | 97 | 115 | 102 | 97 |
| | | Compactor, vibratory (CNP050) (100%) | 1 | 105 | 105 | 100 | 105 | 105 | 100 |
| | | Excavator/Loader, Wheeled/Tracked (CNP081) (100%) | 1 | 112 | 106 | 101 | 112 | 106 | 101 |
| | | Generator, silenced (CNP103) (100%) | 1 | 95 | 95 | 85 | 95 | 95 | 85 |
| | | | | **121** | **112** | **106** | **124** | **114** | **109** |
| Street furniture, Pavement and Road markings - Group B | | Crane mobile (CNP048) (100%) | 1 | 112 | 101 | 96 | 112 | 101 | 96 |
| | | Air Compressor (CNP003) (100%) | 1 | 104 | 103 | 93 | 104 | 103 | 93 |
| | | Asphalt Paver (CNP004) (100%) | 2 | 109 | 101 | 96 | 112 | 104 | 99 |
| | | Roller (CNP185) (100%) | 4 | 108 | 101 | 96 | 114 | 107 | 102 |
| | | Compactor, vibratory (CNP050) (100%) | 1 | 105 | 105 | 100 | 105 | 105 | 100 |
| | | Paint Line Marker (CNP161) (100%) | 1 | 90 | 90 | 90 | 90 | 90 | 90 |
| | | Generator, silenced (CNP103) (100%) | 1 | 95 | 95 | 85 | 95 | 95 | 85 |
| | | | | **116** | **110** | **104** | **118** | **112** | **106** |
| | | | Max. SWL | | | | **124** | **114** | **109** |

Note:
Group A and Group B construction activities would not occur concurrently, only maximum SWL would be adopted,

ARUP **Ove Arup & Partners**
**Hong Kong**

**Project :** **Cross Bay Link - Tseung Kwan O**
**Title :** **Plant Inventory**

| **CBL** | | | | | | | | | | |
|---|---|---|---|---|---|---|---|---|---|---|
| **Worksite S6** | | | | **SWL of Single PME** | | | **Total SWL** | | |
| Activity | Months | PME | Units | Unmitigated | Quiet Plant | Mitigated | Unmitigated | Quiet Plant | Mitigated |
| Foundations & Substructure | Mar 2018 - Jun 2018 | Mini Backhoe (CNP082) (100%) | 1 | 94 | 94 | 89 | 94 | 94 | 89 |
| | | Dump Truck (CNP067) (70%) | 1 | 115 | 102 | 97 | 115 | 102 | 97 |
| | | Air Compressor (CNP003) (100%) | 1 | 104 | 103 | 93 | 104 | 103 | 93 |
| | | Concrete Lorry Mixer (CNP044) (70%) | 1 | 107 | 98 | 93 | 107 | 98 | 93 |
| | | Poker, Vibratory, Hand Held (CNP170) (100%) | 1 | 113 | 98 | 98 | 113 | 98 | 98 |
| | | Piling Rig and Drilling Rig (CNP167) (100%) | 1 | 114 | 109 | 99 | 114 | 109 | 99 |
| | | Crane Mobile (CNP048) (100%) | 1 | 112 | 101 | 96 | 112 | 101 | 96 |
| | | Generator, silenced (CNP103) (100%) | 1 | 95 | 95 | 85 | 95 | 95 | 85 |
| | | | | **120** | **112** | **105** | **120** | **112** | **105** |
| Superstructure | Jul 2018 - Oct 2018 | Dump Truck (CNP067) (70%) | 1 | 115 | 102 | 97 | 115 | 102 | 97 |
| | | Air Compressor (CNP003) (100%) | 1 | 104 | 103 | 93 | 104 | 103 | 93 |
| | | Concrete Lorry Mixer (CNP044) (70%) | 1 | 107 | 98 | 93 | 107 | 98 | 93 |
| | | Poker, Vibratory, Hand Held (CNP170) (100%) | 1 | 113 | 98 | 98 | 113 | 98 | 98 |
| | | Generator, silenced (CNP103) (100%) | 1 | 95 | 95 | 85 | 95 | 95 | 85 |
| | | | | **118** | **107** | **102** | **118** | **107** | **102** |
| Street furniture, Pavement and Road markings - Group A | May 2019 - Aug 2019 | Dump Truck (CNP067) (70%) | 4 | 115 | 102 | 97 | 121 | 108 | 103 |
| | | Crane mobile (CNP048) (100%) | 1 | 112 | 101 | 96 | 112 | 101 | 96 |
| | | Air Compressor (CNP003) (100%) | 1 | 104 | 103 | 93 | 104 | 103 | 93 |
| | | Roller (CNP185) (100%) | 4 | 108 | 101 | 96 | 114 | 107 | 102 |
| | | Dump Truck (CNP067) (70%) | 1 | 115 | 102 | 97 | 115 | 102 | 97 |
| | | Compactor, vibratory (CNP050) (100%) | 1 | 105 | 105 | 100 | 105 | 105 | 100 |
| | | Excavator/Loader, Wheeled/Tracked (CNP081) (100%) | 1 | 112 | 106 | 101 | 112 | 106 | 101 |
| | | Generator, silenced (CNP103) (100%) | 1 | 95 | 95 | 85 | 95 | 95 | 85 |
| | | | | **121** | **112** | **106** | **124** | **114** | **109** |
| Street furniture, Pavement and Road markings - Group B | | Crane mobile (CNP048) (100%) | 1 | 112 | 101 | 96 | 112 | 101 | 96 |
| | | Air Compressor (CNP003) (100%) | 1 | 104 | 103 | 93 | 104 | 103 | 93 |
| | | Asphalt Paver (CNP004) (100%) | 2 | 109 | 101 | 96 | 112 | 104 | 99 |
| | | Roller (CNP185) (100%) | 4 | 108 | 101 | 96 | 114 | 107 | 102 |
| | | Compactor, vibratory (CNP050) (100%) | 1 | 105 | 105 | 100 | 105 | 105 | 100 |
| | | Paint Line Marker (CNP161) (100%) | 1 | 90 | 90 | 90 | 90 | 90 | 90 |
| | | Generator, silenced (CNP103) (100%) | 1 | 95 | 95 | 85 | 95 | 95 | 85 |
| | | | | **116** | **110** | **104** | **118** | **112** | **106** |
| | | | Max. SWL | | | | **124** | **114** | **109** |

Note:
Group A and Group B construction activities would not occur concurrently, only maximum SWL would be adopted,

ARUP **Ove Arup & Partners**
**Hong Kong**

**Project :** **Cross Bay Link - Tseung Kwan O**
**Title :** **Plant Inventory**

| **CBL** | | | | | | | | | |
|---|---|---|---|---|---|---|---|---|---|
| **Worksite S7** | | | | **SWL of Single PME** | | | **Total SWL** | | |
| Activity | Months | PME | Units | Unmitigated | Quiet Plant | Mitigated | Unmitigated | Quiet Plant | Mitigated |
| Earthworks for seawall modification | Aug 2017 - May 2018 | Backactor (CNP081) (100%) | 3 | 112 | 106 | 101 | 117 | 111 | 106 |
| | | Breaker, Excavator Mounted (Hydraulic) (CNP028) (100%) | 1 | 122 | 110 | 105 | 122 | 110 | 105 |
| | | Dump Truck (CNP067) (70%) | 3 | 115 | 102 | 97 | 120 | 107 | 102 |
| | | Water pump (CNP281) (Electric) (100%) | 1 | 88 | 88 | 88 | 88 | 88 | 88 |
| | | Piling, Vibrating Hammer (CNP172) (100%) | 1 | 115 | 106 | 101 | 115 | 106 | 101 |
| | | Cutter, Circular, Steel (CNP056) (100%) | 1 | 112 | 105 | 100 | 112 | 105 | 100 |
| | | Welder/Generator, portable (CNP107) (100%) | 1 | 100 | 100 | 95 | 100 | 100 | 95 |
| | | Hand-held breaker (CNP 026) (100%) | 1 | 111 | 106 | 96 | 111 | 106 | 96 |
| | | | | **124** | **114** | **109** | **126** | **116** | **111** |
| Sea Wall Strengthening | Dec 2017 - May 2018 | Crane mobile (CNP048) (100%) | 1 | 112 | 101 | 96 | 112 | 101 | 96 |
| | | Dump Truck (CNP067) (70%) | 1 | 115 | 102 | 97 | 115 | 102 | 97 |
| | | Hand-held breaker (CNP 026) (100%) | 1 | 111 | 106 | 96 | 111 | 106 | 96 |
| | | Air Compressor (CNP003) (100%) | 1 | 104 | 103 | 93 | 104 | 103 | 93 |
| | | Backactor (CNP081) (100%) | 1 | 112 | 106 | 101 | 112 | 106 | 101 |
| | | | | **119** | **111** | **104** | **119** | **111** | **104** |
| Ground Improvement Works (TBC) | Jun 2018 - Sept 2018 | Backactor (CNP081) (100%) | 1 | 112 | 106 | 101 | 112 | 106 | 101 |
| | | Water pump (CNP281) (Electric) (100%) | 1 | 88 | 88 | 88 | 88 | 88 | 88 |
| | | Backactor (CNP081) (100%) | 1 | 112 | 106 | 101 | 112 | 106 | 101 |
| | | Grout Pump (CNP106) (100%) | 1 | 105 | 105 | 100 | 105 | 105 | 100 |
| | | | | **115** | **110** | **106** | **115** | **110** | **106** |
| Piling for noise barrier | Oct 2018 - Mar 2019 | Piling, Large Diameter Bored, Grab and Chisel (CNP164) (100%) | 1 | 115 | 112 | 102 | 115 | 112 | 102 |
| | | Grout Pump (CNP106) (100%) | 1 | 105 | 105 | 100 | 105 | 105 | 100 |
| | | Air Compressor (CNP003) (100%) | 1 | 104 | 103 | 93 | 104 | 103 | 93 |
| | | Generator, silenced (CNP103) (100%) | 1 | 95 | 95 | 85 | 95 | 95 | 85 |
| | | Crane mobile (CNP048) (100%) | 1 | 112 | 101 | 96 | 112 | 101 | 96 |
| | | Dump Truck (CNP067) (70%) | 1 | 115 | 102 | 97 | 115 | 102 | 97 |
| | | | | **119** | **114** | **106** | **119** | **114** | **106** |
| Noise barrier erection | Apr 2019 - Sept 2019 | Dump Truck (CNP067) (70%) | 1 | 115 | 102 | 97 | 115 | 102 | 97 |
| | | Drill, Hand-Held (Battery) (CNP071) (100%) | 1 | 89 | 89 | 89 | 89 | 89 | 89 |
| | | Generator, silenced (CNP103) (100%) | 1 | 95 | 95 | 85 | 95 | 95 | 85 |
| | | | | **115** | **103** | **98** | **115** | **103** | **98** |
| Street furniture, Pavement and Road markings - Group A | May 2019 - Aug 2019 | Dump Truck (CNP067) (70%) | 1 | 115 | 102 | 97 | 115 | 102 | 97 |
| | | Crane mobile (CNP048) (100%) | 1 | 112 | 101 | 96 | 112 | 101 | 96 |
| | | Air Compressor (CNP003) (100%) | 1 | 104 | 103 | 93 | 104 | 103 | 93 |
| | | Roller (CNP185) (100%) | 1 | 108 | 101 | 96 | 108 | 101 | 96 |
| | | Dump Truck (CNP067) (70%) | 1 | 115 | 102 | 97 | 115 | 102 | 97 |
| | | Compactor, vibratory (CNP050) (100%) | 1 | 105 | 105 | 100 | 105 | 105 | 100 |
| | | Excavator/Loader, Wheeled/Tracked (CNP081) (100%) | 1 | 112 | 106 | 101 | 112 | 106 | 101 |
| | | Generator, silenced (CNP103) (100%) | 1 | 95 | 95 | 85 | 95 | 95 | 85 |
| | | | | **121** | **112** | **106** | **121** | **112** | **106** |
| Street furniture, Pavement and Road markings - Group B | | Crane mobile (CNP048) (100%) | 1 | 112 | 101 | 96 | 112 | 101 | 96 |
| | | Air Compressor (CNP003) (100%) | 1 | 104 | 103 | 93 | 104 | 103 | 93 |
| | | Asphalt Paver (CNP004) (100%) | 1 | 109 | 101 | 96 | 109 | 101 | 96 |
| | | Roller (CNP185) (100%) | 1 | 108 | 101 | 96 | 108 | 101 | 96 |
| | | Compactor, vibratory (CNP050) (100%) | 1 | 105 | 105 | 100 | 105 | 105 | 100 |
| | | Paint Line Marker (CNP161) (100%) | 1 | 90 | 90 | 90 | 90 | 90 | 90 |
| | | Generator, silenced (CNP103) (100%) | 1 | 95 | 95 | 85 | 95 | 95 | 85 |
| | | | | **116** | **110** | **104** | **116** | **110** | **104** |
| | | | Max. SWL | | | | **121** | **112** | **106** |

Note:
Group A and Group B construction activities would not occur concurrently, only maximum SWL would be adopted,

ARUP **Ove Arup & Partners**
**Hong Kong**

**Project :** **Cross Bay Link - Tseung Kwan O**
**Title :** **Plant Inventory**

| **CBL** | | | | | | | | | |
|---|---|---|---|---|---|---|---|---|---|
| **Worksite S8** | | | | **SWL of Single PME** | | | **Total SWL** | | |
| Activity | Months | PME | Units | Unmitigated | Quiet Plant | Mitigated | Unmitigated | Quiet Plant | Mitigated |
| Earthworks for seawall modification | Aug 2017 - May 2018 | Backactor (CNP081) (100%) | 3 | 112 | 106 | 101 | 117 | 111 | 106 |
| | | Breaker, Excavator Mounted (Hydraulic) (CNP028) (100%) | 1 | 122 | 110 | 105 | 122 | 110 | 105 |
| | | Dump Truck (CNP067) (70%) | 4 | 115 | 102 | 97 | 121 | 108 | 103 |
| | | Water pump (CNP281) (Electric) (100%) | 1 | 88 | 88 | 88 | 88 | 88 | 88 |
| | | Piling, Vibrating Hammer (CNP172) (100%) | 1 | 115 | 106 | 101 | 115 | 106 | 101 |
| | | Cutter, Circular, Steel (CNP056) (100%) | 1 | 112 | 105 | 100 | 112 | 105 | 100 |
| | | Welder/Generator, portable (CNP107) (100%) | 1 | 100 | 100 | 95 | 100 | 100 | 95 |
| | | Hand-held breaker (CNP 026) (100%) | 2 | 111 | 106 | 96 | 114 | 109 | 99 |
| | | | | **124** | **114** | **109** | **126** | **117** | **111** |
| Sea Wall Strengthening | Dec 2017 - May 2018 | Crane mobile (CNP048) (100%) | 1 | 112 | 101 | 96 | 112 | 101 | 96 |
| | | Dump Truck (CNP067) (70%) | 2 | 115 | 102 | 97 | 118 | 105 | 100 |
| | | Hand-held breaker (CNP 026) (100%) | 2 | 111 | 106 | 96 | 114 | 109 | 99 |
| | | Air Compressor (CNP003) (100%) | 1 | 104 | 103 | 93 | 104 | 103 | 93 |
| | | Backactor (CNP081) (100%) | 1 | 112 | 106 | 101 | 112 | 106 | 101 |
| | | | | **119** | **111** | **104** | **121** | **113** | **106** |
| Ground Improvement Works (TBC) | Jun 2018 - Sept 2018 | Backactor (CNP081) (100%) | 1 | 112 | 106 | 101 | 112 | 106 | 101 |
| | | Water pump (CNP281) (Electric) (100%) | 1 | 88 | 88 | 88 | 88 | 88 | 88 |
| | | Backactor (CNP081) (100%) | 1 | 112 | 106 | 101 | 112 | 106 | 101 |
| | | Grout Pump (CNP106) (100%) | 1 | 105 | 105 | 100 | 105 | 105 | 100 |
| | | | | **115** | **110** | **106** | **115** | **110** | **106** |
| Piling for noise barrier | Oct 2018 - Mar 2019 | Piling, Large Diameter Bored, Grab and Chisel (CNP164) (100%) | 1 | 115 | 112 | 102 | 115 | 112 | 102 |
| | | Grout Pump (CNP106) (100%) | 1 | 105 | 105 | 100 | 105 | 105 | 100 |
| | | Air Compressor (CNP003) (100%) | 1 | 104 | 103 | 93 | 104 | 103 | 93 |
| | | Generator, silenced (CNP103) (100%) | 1 | 95 | 95 | 85 | 95 | 95 | 85 |
| | | Crane mobile (CNP048) (100%) | 1 | 112 | 101 | 96 | 112 | 101 | 96 |
| | | Dump Truck (CNP067) (70%) | 1 | 115 | 102 | 97 | 115 | 102 | 97 |
| | | | | **119** | **114** | **106** | **119** | **114** | **106** |
| Noise barrier erection | Apr 2019 - Sept 2019 | Dump Truck (CNP067) (70%) | 1 | 115 | 102 | 97 | 115 | 102 | 97 |
| | | Drill, Hand-Held (Battery) (CNP071) (100%) | 1 | 89 | 89 | 89 | 89 | 89 | 89 |
| | | Generator, silenced (CNP103) (100%) | 1 | 95 | 95 | 85 | 95 | 95 | 85 |
| | | | | **115** | **103** | **98** | **115** | **103** | **98** |
| Street furniture, Pavement and Road markings - Group A | May 2019 - Aug 2019 | Dump Truck (CNP067) (70%) | 2 | 115 | 102 | 97 | 118 | 105 | 100 |
| | | Crane mobile (CNP048) (100%) | 1 | 112 | 101 | 96 | 112 | 101 | 96 |
| | | Air Compressor (CNP003) (100%) | 1 | 104 | 103 | 93 | 104 | 103 | 93 |
| | | Roller (CNP185) (100%) | 2 | 108 | 101 | 96 | 111 | 104 | 99 |
| | | Dump Truck (CNP067) (70%) | 1 | 115 | 102 | 97 | 115 | 102 | 97 |
| | | Compactor, vibratory (CNP050) (100%) | 1 | 105 | 105 | 100 | 105 | 105 | 100 |
| | | Excavator/Loader, Wheeled/Tracked (CNP081) (100%) | 1 | 112 | 106 | 101 | 112 | 106 | 101 |
| | | Generator, silenced (CNP103) (100%) | 1 | 95 | 95 | 85 | 95 | 95 | 85 |
| | | | | **121** | **112** | **106** | **122** | **113** | **107** |
| Street furniture, Pavement and Road markings - Group B | | Crane mobile (CNP048) (100%) | 1 | 112 | 101 | 96 | 112 | 101 | 96 |
| | | Air Compressor (CNP003) (100%) | 1 | 104 | 103 | 93 | 104 | 103 | 93 |
| | | Asphalt Paver (CNP004) (100%) | 1 | 109 | 101 | 96 | 109 | 101 | 96 |
| | | Roller (CNP185) (100%) | 2 | 108 | 101 | 96 | 111 | 104 | 99 |
| | | Compactor, vibratory (CNP050) (100%) | 1 | 105 | 105 | 100 | 105 | 105 | 100 |
| | | Paint Line Marker (CNP161) (100%) | 1 | 90 | 90 | 90 | 90 | 90 | 90 |
| | | Generator, silenced (CNP103) (100%) | 1 | 95 | 95 | 85 | 95 | 95 | 85 |
| | | | | **116** | **110** | **104** | **116** | **110** | **105** |
| | | | Max SWL | | | | **122** | **113** | **107** |

Note:
Group A and Group B construction activities would not occur concurrently, only maximum SWL would be adopted,

ARUP **Ove Arup & Partners**
**Hong Kong**

**Project :** **Cross Bay Link - Tseung Kwan O**
**Title :** **Plant Inventory**

| **CBL** | | | | | | | | | |
|---|---|---|---|---|---|---|---|---|---|
| **Worksite S9** | | | | **SWL of Single PME** | | | **Total SWL** | | |
| Activity | Months | PME | Units | Unmitigated | Quiet Plant | Mitigated | Unmitigated | Quiet Plant | Mitigated |
| Ground Improvement Works (TBC) | Jun 2018 - Sept 2018 | Backactor (CNP081) (100%) | 1 | 112 | 106 | 101 | 112 | 106 | 101 |
| | | Water pump (CNP281) (Electric) (100%) | 1 | 88 | 88 | 88 | 88 | 88 | 88 |
| | | Backactor (CNP081) (100%) | 1 | 112 | 106 | 101 | 112 | 106 | 101 |
| | | Grout Pump (CNP106) (100%) | 1 | 105 | 105 | 100 | 105 | 105 | 100 |
| | | | | **115** | **110** | **106** | **115** | **110** | **106** |
| Piling for noise barrier | Oct 2018 - Mar 2019 | Piling, Large Diameter Bored, Grab and Chisel (CNP164) (100%) | 1 | 115 | 112 | 102 | 115 | 112 | 102 |
| | | Grout Pump (CNP106) (100%) | 1 | 105 | 105 | 100 | 105 | 105 | 100 |
| | | Air Compressor (CNP003) (100%) | 1 | 104 | 103 | 93 | 104 | 103 | 93 |
| | | Generator, silenced (CNP103) (100%) | 1 | 95 | 95 | 85 | 95 | 95 | 85 |
| | | Crane mobile (CNP048) (100%) | 1 | 112 | 101 | 96 | 112 | 101 | 96 |
| | | Dump Truck (CNP067) (70%) | 1 | 115 | 102 | 97 | 115 | 102 | 97 |
| | | | | **119** | **114** | **106** | **119** | **114** | **106** |
| Noise barrier erection | Apr 2019 - Sept 2019 | Dump Truck (CNP067) (70%) | 1 | 115 | 102 | 97 | 115 | 102 | 97 |
| | | Drill, Hand-Held (Battery) (CNP071) (100%) | 1 | 89 | 89 | 89 | 89 | 89 | 89 |
| | | Generator, silenced (CNP103) (100%) | 1 | 95 | 95 | 85 | 95 | 95 | 85 |
| | | | | **115** | **103** | **98** | **115** | **103** | **98** |
| Street furniture, Pavement and Road markings - Group A | May 2019 - Aug 2019 | Dump Truck (CNP067) (70%) | 1 | 115 | 102 | 97 | 115 | 102 | 97 |
| | | Crane mobile (CNP048) (100%) | 1 | 112 | 101 | 96 | 112 | 101 | 96 |
| | | Air Compressor (CNP003) (100%) | 1 | 104 | 103 | 93 | 104 | 103 | 93 |
| | | Roller (CNP185) (100%) | 1 | 108 | 101 | 96 | 108 | 101 | 96 |
| | | Dump Truck (CNP067) (70%) | 1 | 115 | 102 | 97 | 115 | 102 | 97 |
| | | Compactor, vibratory (CNP050) (100%) | 1 | 105 | 105 | 100 | 105 | 105 | 100 |
| | | Excavator/Loader, Wheeled/Tracked (CNP081) (100%) | 1 | 112 | 106 | 101 | 112 | 106 | 101 |
| | | Generator, silenced (CNP103) (100%) | 1 | 95 | 95 | 85 | 95 | 95 | 85 |
| | | | | **121** | **112** | **106** | **121** | **112** | **106** |
| Street furniture, Pavement and Road markings - Group B | | Crane mobile (CNP048) (100%) | 1 | 112 | 101 | 96 | 112 | 101 | 96 |
| | | Air Compressor (CNP003) (100%) | 1 | 104 | 103 | 93 | 104 | 103 | 93 |
| | | Asphalt Paver (CNP004) (100%) | 1 | 109 | 101 | 96 | 109 | 101 | 96 |
| | | Roller (CNP185) (100%) | 1 | 108 | 101 | 96 | 108 | 101 | 96 |
| | | Compactor, vibratory (CNP050) (100%) | 1 | 105 | 105 | 100 | 105 | 105 | 100 |
| | | Paint Line Marker (CNP161) (100%) | 1 | 90 | 90 | 90 | 90 | 90 | 90 |
| | | Generator, silenced (CNP103) (100%) | 1 | 95 | 95 | 85 | 95 | 95 | 85 |
| | | | | **116** | **110** | **104** | **116** | **110** | **104** |
| | | | Max SWL | | | | **121** | **112** | **106** |

Note:
Group A and Group B construction activities would not occur concurrently, only maximum SWL would be adopted,

# Appendix 6.4

Distance between Notional Source and NSRs near CBL

**Prject :** Cross Bay Link - Tseung Kwan O
**Title :** Construction Noise Calculation (Cumulative)
**Subtitle :** CBL

**Table 1 -** Notional Distance from Construction Sites to NSRs, m

| | Work Site | | | | | | | | | | | | |
|---|---|---|---|---|---|---|---|---|---|---|---|---|---|
| **NSRs** | **S1** | **S2** | **S3** | **S4** | **S5** | **S6** | **S7** | **S8** | **S9** | **S10** | **S11** | **S12** | **S13** |
| R1 | | | | | | | | | 255 | 180 | 260 | | 300 |
| R2 | | | | | | | | 255 | 90 | 95 | | | 140 |
| R6 | | | | | | | | 120 | 60 | | | | 80 |
| R8 | | | | | | | | 125 | 105 | | | 290 | 120 |
| R9 | | | | | | | 295 | 115 | 140 | | | | 150 |
| R10 | | | | | | | 260 | 105 | 165 | | | | 175 |
| R12 | | | | | | | | 45 | 145 | | | | 145 |
| R14 | | | | | | | 170 | 40 | 185 | | | | 175 |
| R16 | | | | | | | 155 | 55 | 225 | | | | 215 |
| R18 | | | | | | 255 | 145 | 85 | 260 | | | | 255 |
| R22 | | | | | | | 125 | 145 | | 75 | | | |
| R23 | | | | | | | 80 | 135 | | 75 | | | |
| R24 | | | | | | | 55 | 140 | | 95 | | | |
| R25 | | 195 | | | 110 | | 45 | 180 | | 150 | | | |
| R27 | | 175 | | | 80 | 35 | 95 | 255 | | | | | |
| R29 | | 260 | | | 125 | 40 | 155 | | | | | | |
| R32 | | | | | 255 | 135 | 290 | | | | | | |
| R33 | | | | | | | | 165 | 75 | | 245 | | 105 |
| R34 | | | | | 270 | 210 | 180 | 175 | | 75 | | | |

Note: [1] Slant Distance has been used for NSRs [2] Workfronts S1, S3 and S4 are outside 300m from NSRs

**Table 2 -** Distance Attenuation and Facade Correction, dB(A)

| | Work Site | | | | | | | | | | | | |
|---|---|---|---|---|---|---|---|---|---|---|---|---|---|
| **NSRs** | **S1** | **S2** | **S3** | **S4** | **S5** | **S6** | **S7** | **S8** | **S9** | **S10** | **S11** | **S12** | **S13** |
| R1 | | | | | | | | | -53 | -50 | -53 | | -55 |
| R2 | | | | | | | | -53 | -44 | -45 | | | -48 |
| R6 | | | | | | | | -47 | -41 | | | | -43 |
| R8 | | | | | | | | -47 | -45 | | | -54 | -47 |
| R9 | | | | | | | -54 | -46 | -48 | | | | -49 |
| R10 | | | | | | | -53 | -45 | -49 | | | | -50 |
| R12 | | | | | | | | -38 | -48 | | | | -48 |
| R14 | | | | | | | -50 | -37 | -50 | | | | -50 |
| R16 | | | | | | | -49 | -40 | -52 | | | | -52 |
| R18 | | | | | | -53 | -48 | -44 | -53 | | | | -53 |
| R22 | | | | | | | -47 | -48 | | -43 | | | |
| R23 | | | | | | | -43 | -48 | | -43 | | | |
| R24 | | | | | | | -40 | -48 | | -45 | | | |
| R25 | | -51 | | | -46 | | -38 | -50 | | -49 | | | |
| R27 | | -50 | | | -43 | -36 | -45 | -53 | | | | | |
| R29 | | -53 | | | -47 | -37 | -49 | | | | | | |
| R32 | | | | | -53 | -48 | -54 | | | | | | |
| R33 | | | | | | | | -49 | -43 | | -53 | | -45 |
| R34 | | | | | -54 | -51 | -50 | | | -43 | | | |

**Table 3 -** Screening Between Construction Sites and NSRs, dB(A)

| | Work Site | | | | | | | | | | | | |
|---|---|---|---|---|---|---|---|---|---|---|---|---|---|
| **NSRs** | **S1** | **S2** | **S3** | **S4** | **S5** | **S6** | **S7** | **S8** | **S9** | **S10** | **S11** | **S12** | **S13** |
| R1 | 0 | 0 | 0 | 0 | 0 | 0 | 0 | 0 | 0 | 0 | 0 | 0 | 0 |
| R2 | 0 | 0 | 0 | 0 | 0 | 0 | 0 | 0 | 0 | 0 | 0 | 0 | 0 |
| R6 | 0 | 0 | 0 | 0 | 0 | 0 | 0 | 0 | 0 | 0 | 0 | 0 | 0 |
| R8 | 0 | 0 | 0 | 0 | 0 | 0 | 0 | 0 | 0 | 0 | 0 | 0 | 0 |
| R9 | 0 | 0 | 0 | 0 | 0 | 0 | 0 | 0 | 0 | 0 | 0 | 0 | 0 |
| R10 | 0 | 0 | 0 | 0 | 0 | 0 | 0 | 0 | 0 | 0 | 0 | 0 | 0 |
| R12 | 0 | 0 | 0 | 0 | 0 | 0 | 0 | 0 | 0 | 0 | 0 | 0 | 0 |
| R14 | 0 | 0 | 0 | 0 | 0 | 0 | 0 | 0 | 0 | 0 | 0 | 0 | 0 |
| R16 | 0 | 0 | 0 | 0 | 0 | 0 | 0 | 0 | 0 | 0 | 0 | 0 | 0 |
| R18 | 0 | 0 | 0 | 0 | 0 | 0 | 0 | 0 | 0 | 0 | 0 | 0 | 0 |
| R22 | 0 | 0 | 0 | 0 | 0 | 0 | 0 | 0 | 0 | 0 | 0 | 0 | 0 |
| R23 | 0 | 0 | 0 | 0 | 0 | 0 | 0 | 0 | 0 | 0 | 0 | 0 | 0 |
| R24 | 0 | 0 | 0 | 0 | 0 | 0 | 0 | 0 | 0 | 0 | 0 | 0 | 0 |
| R25 | 0 | 0 | 0 | 0 | 0 | 0 | 0 | 0 | 0 | 0 | 0 | 0 | 0 |
| R27 | 0 | 0 | 0 | 0 | 0 | 0 | 0 | 0 | 0 | 0 | 0 | 0 | 0 |
| R29 | 0 | 0 | 0 | 0 | 0 | 0 | 0 | 0 | 0 | 0 | 0 | 0 | 0 |
| R32 | 0 | 0 | 0 | 0 | 0 | 0 | 0 | 0 | 0 | 0 | 0 | 0 | 0 |
| R33 | 0 | 0 | 0 | 0 | 0 | 0 | 0 | 0 | 0 | 0 | 0 | 0 | 0 |
| R34 | 0 | 0 | 0 | 0 | 0 | 0 | 0 | 0 | 0 | 0 | 0 | 0 | 0 |

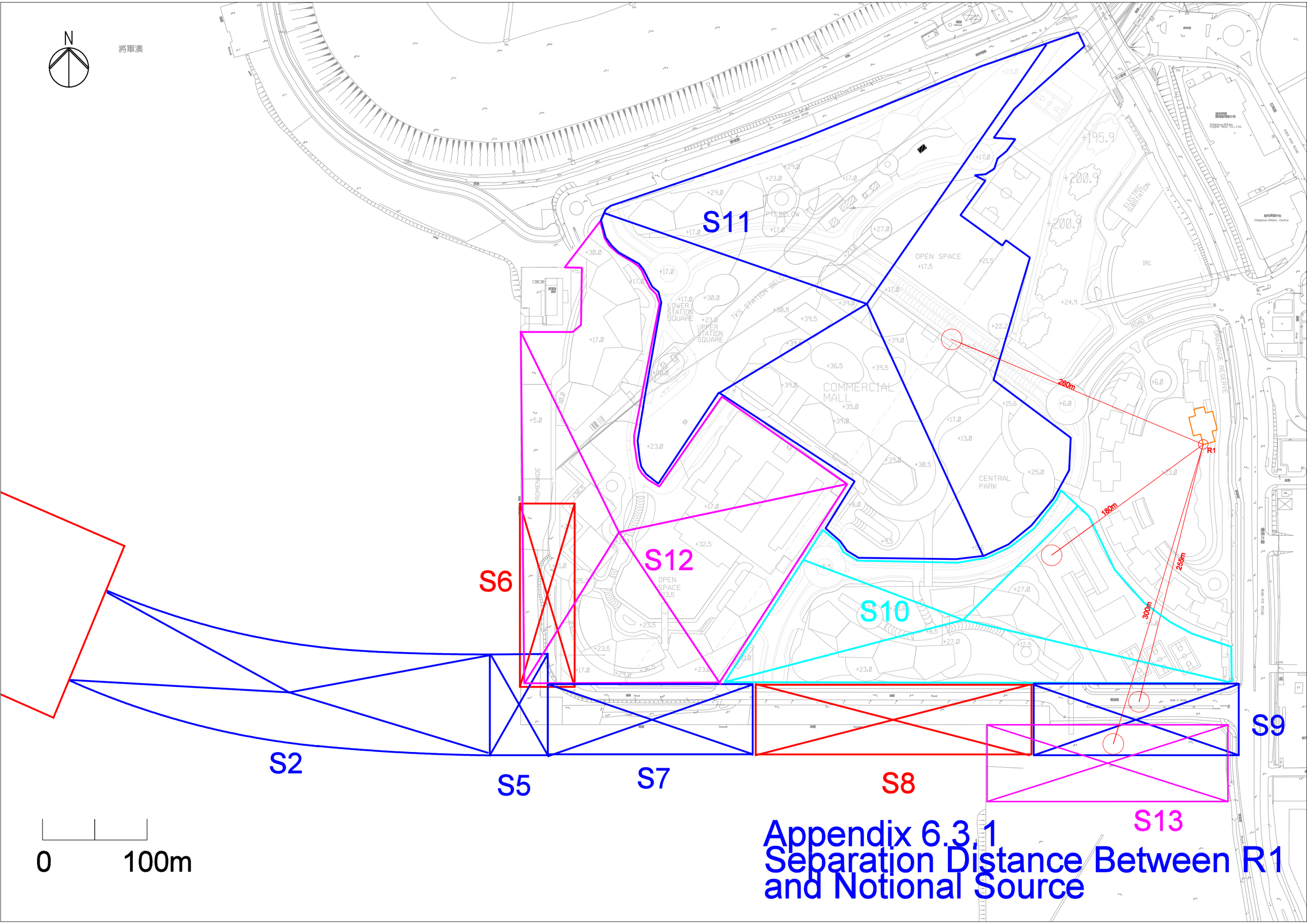


# Appendix 6.3.1
# Separation Distance Between R1 and Notional Source

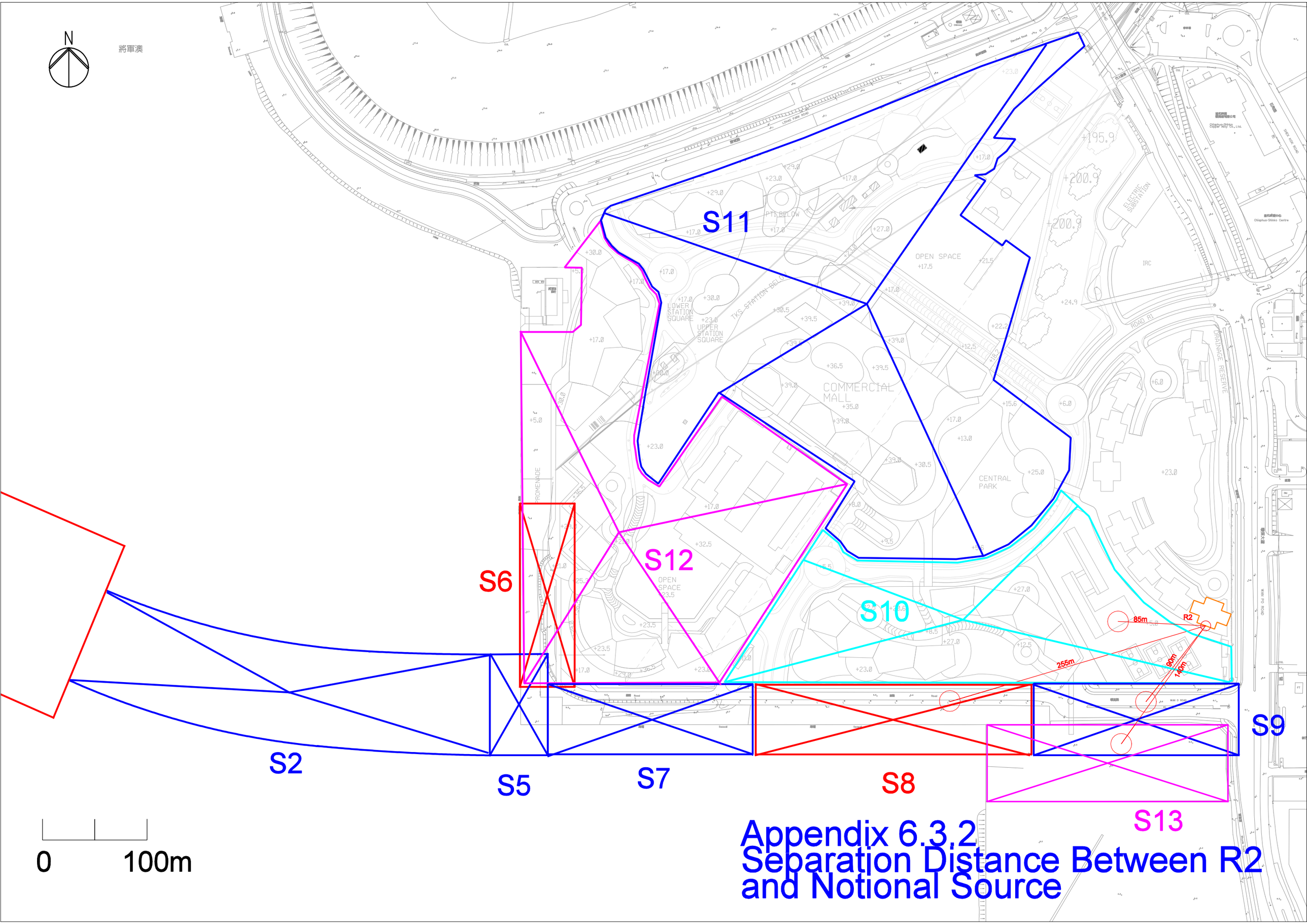


# Appendix 6.3.2
# Separation Distance Between R2 and Notional Source

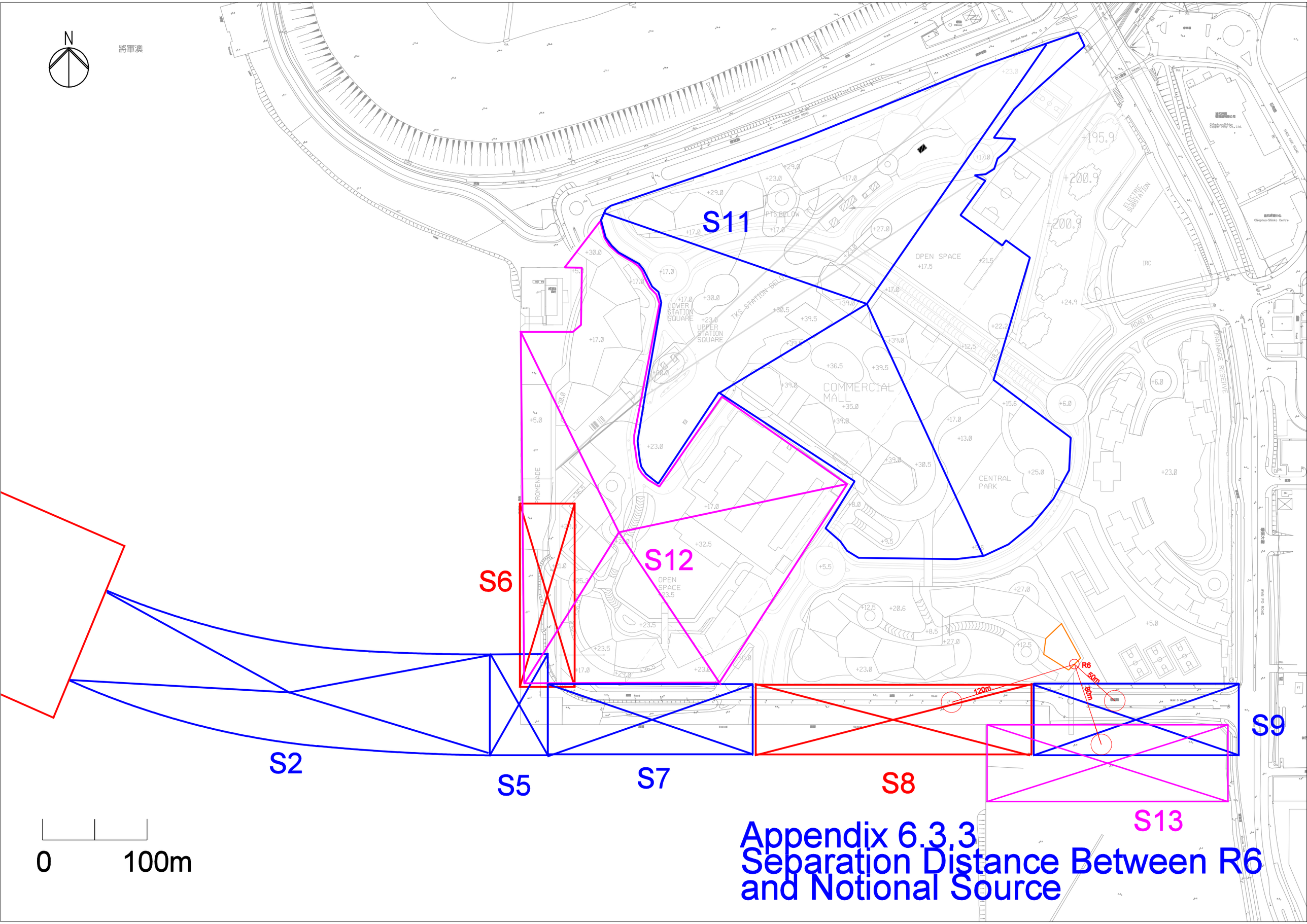


# Appendix 6.3.3
# Separation Distance Between R6 and Notional Source

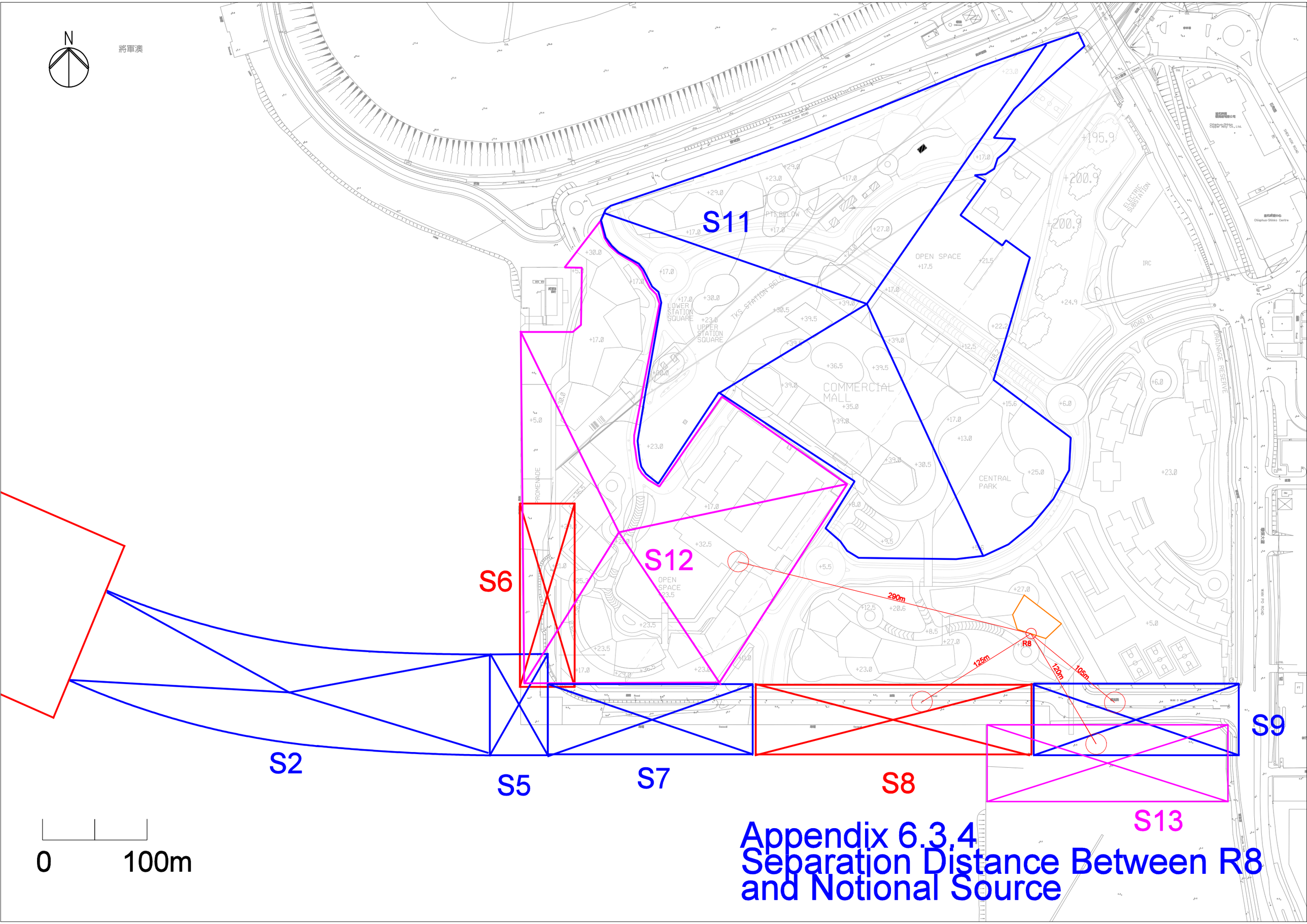


# Appendix 6.3.4
# Separation Distance Between R8 and Notional Source

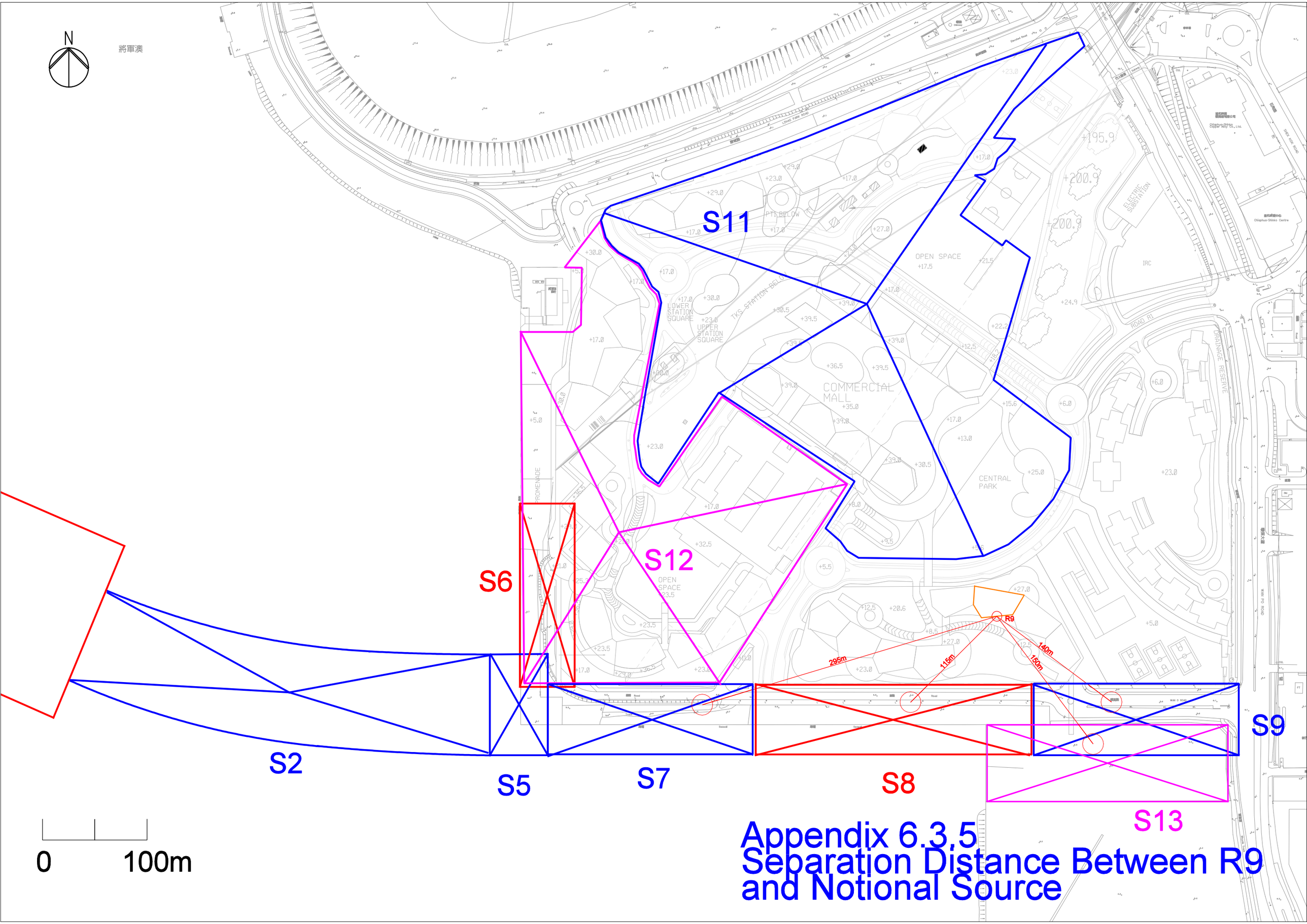


# Appendix 6.3.5
# Separation Distance Between R9 and Notional Source

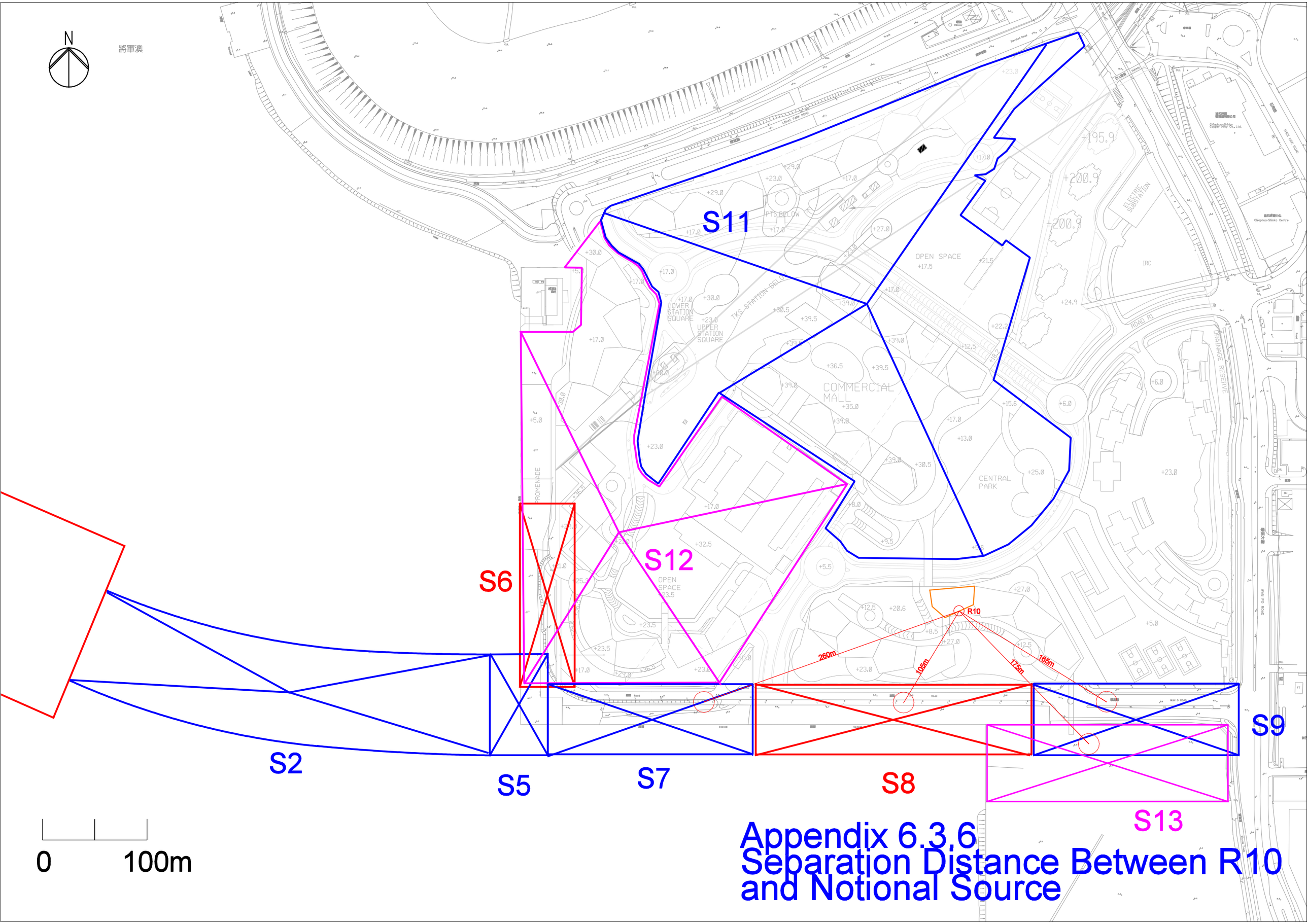


# Appendix 6.3.6
# Separation Distance Between R10 and Notional Source

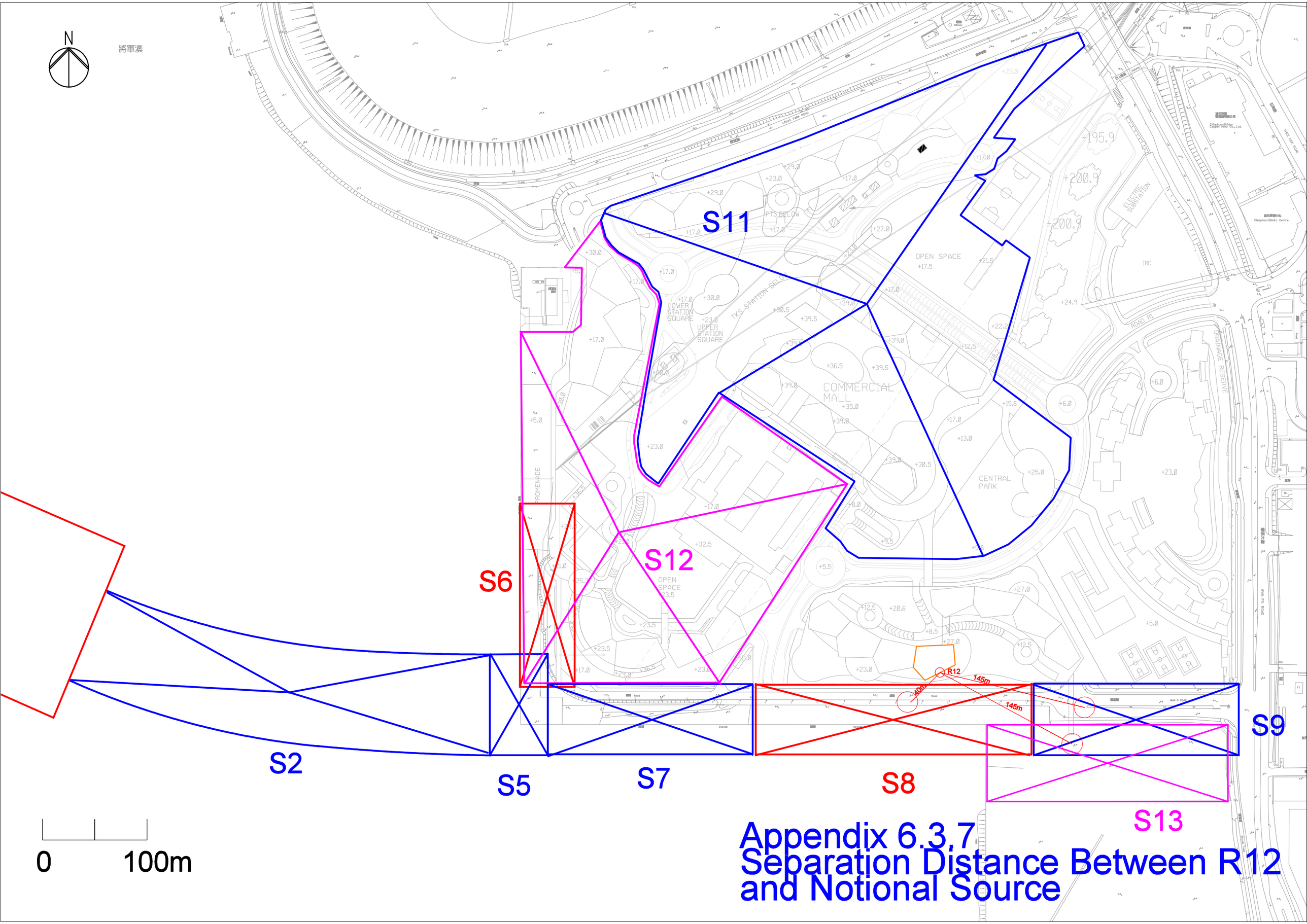


# Appendix 6.3.7
# Separation Distance Between R12 and Notional Source

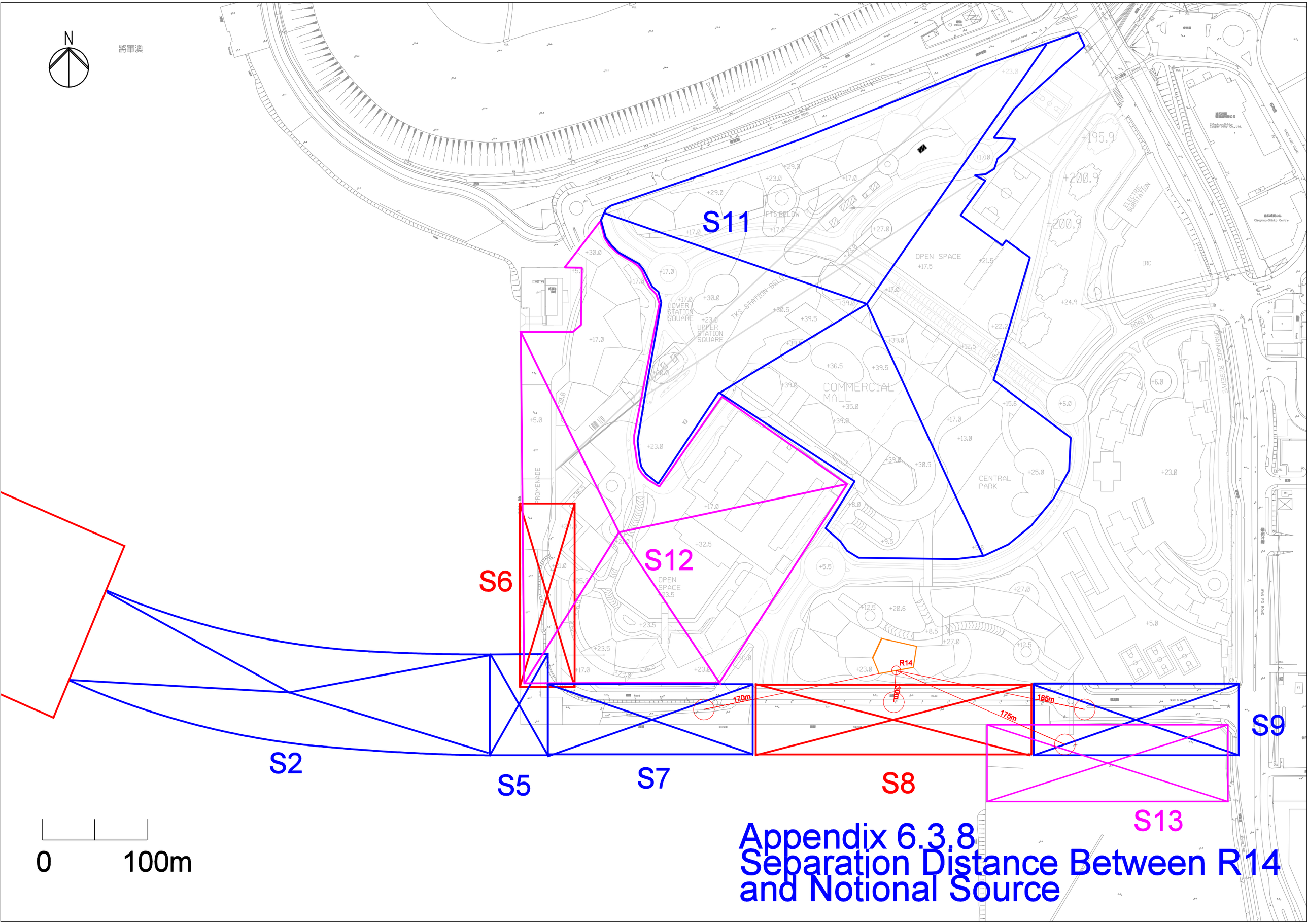


# Appendix 6.3.8 Separation Distance Between R14 and Notional Source

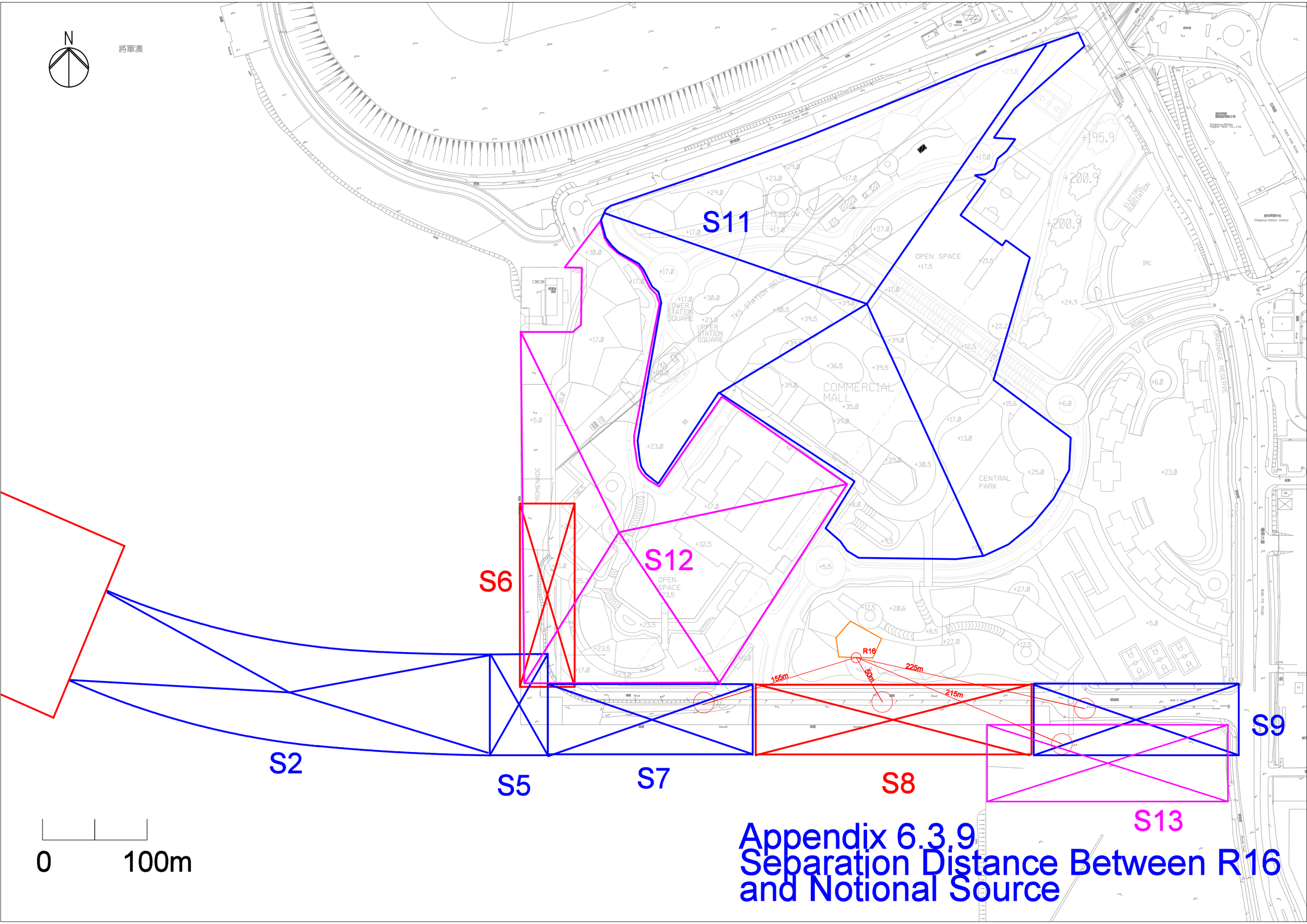


# Appendix 6.3.9
# Separation Distance Between R16 and Notional Source

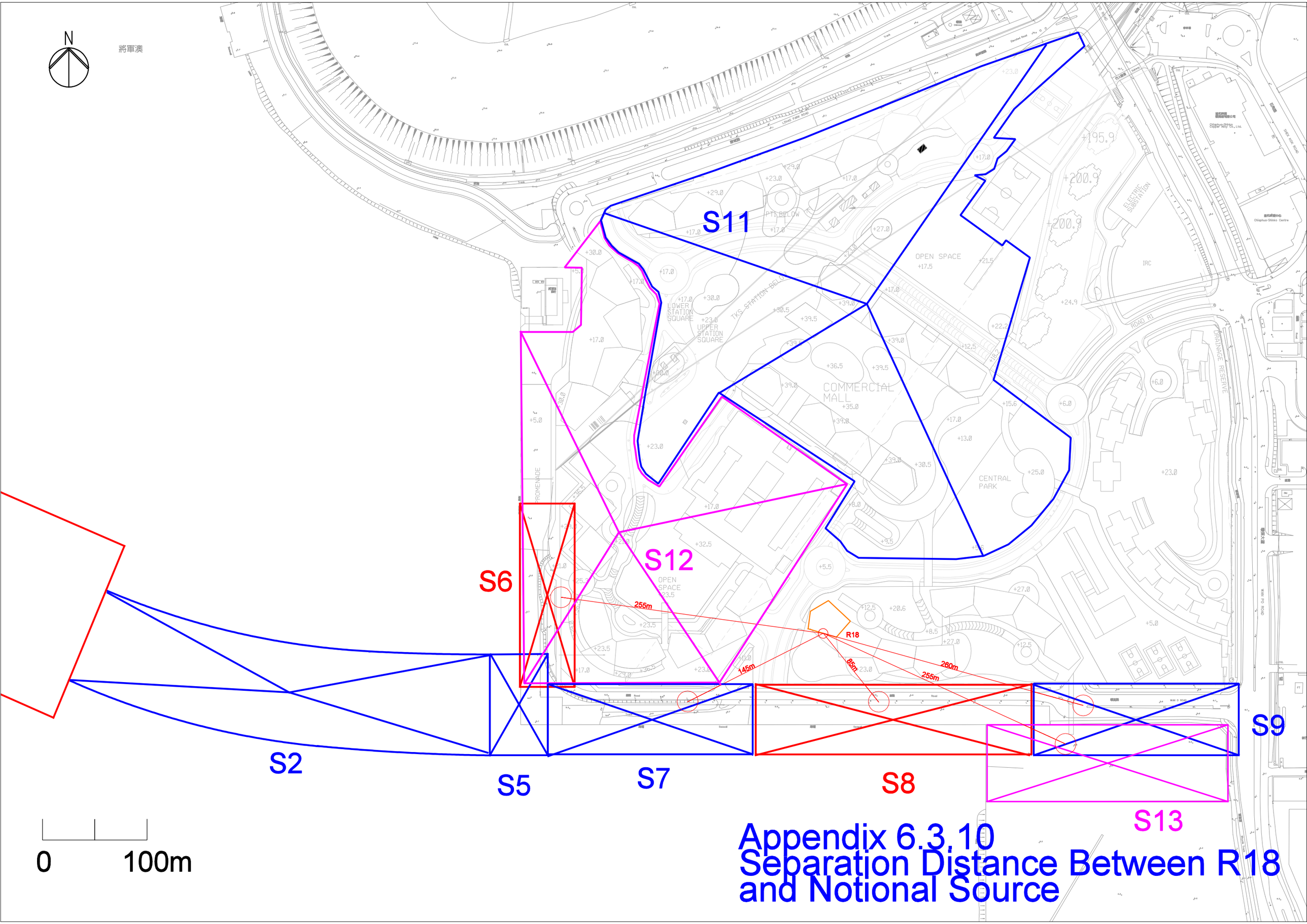


# Appendix 6.3.10
# Separation Distance Between R18 and Notional Source

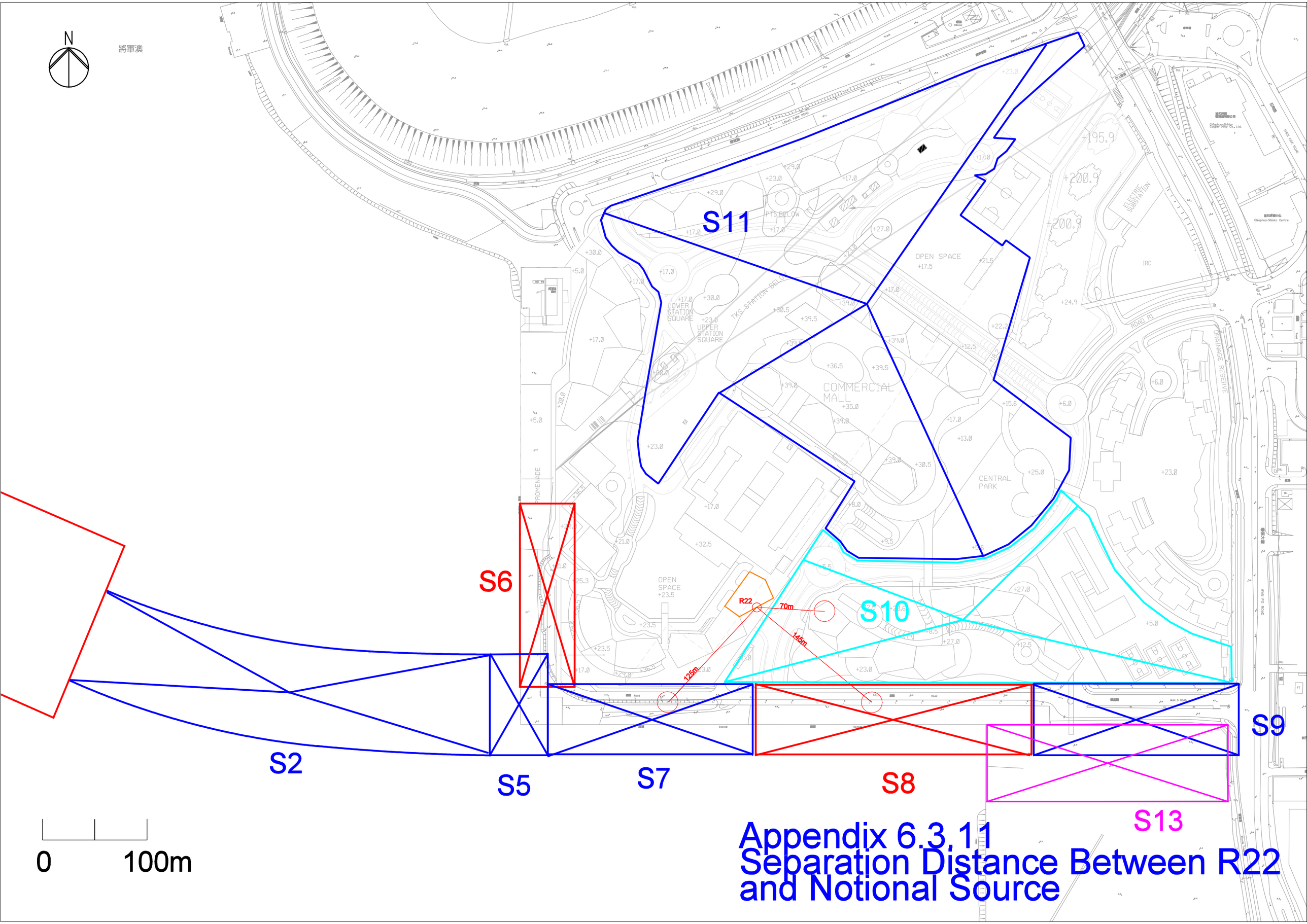


# Appendix 6.3.11
# Separation Distance Between R22 and Notional Source

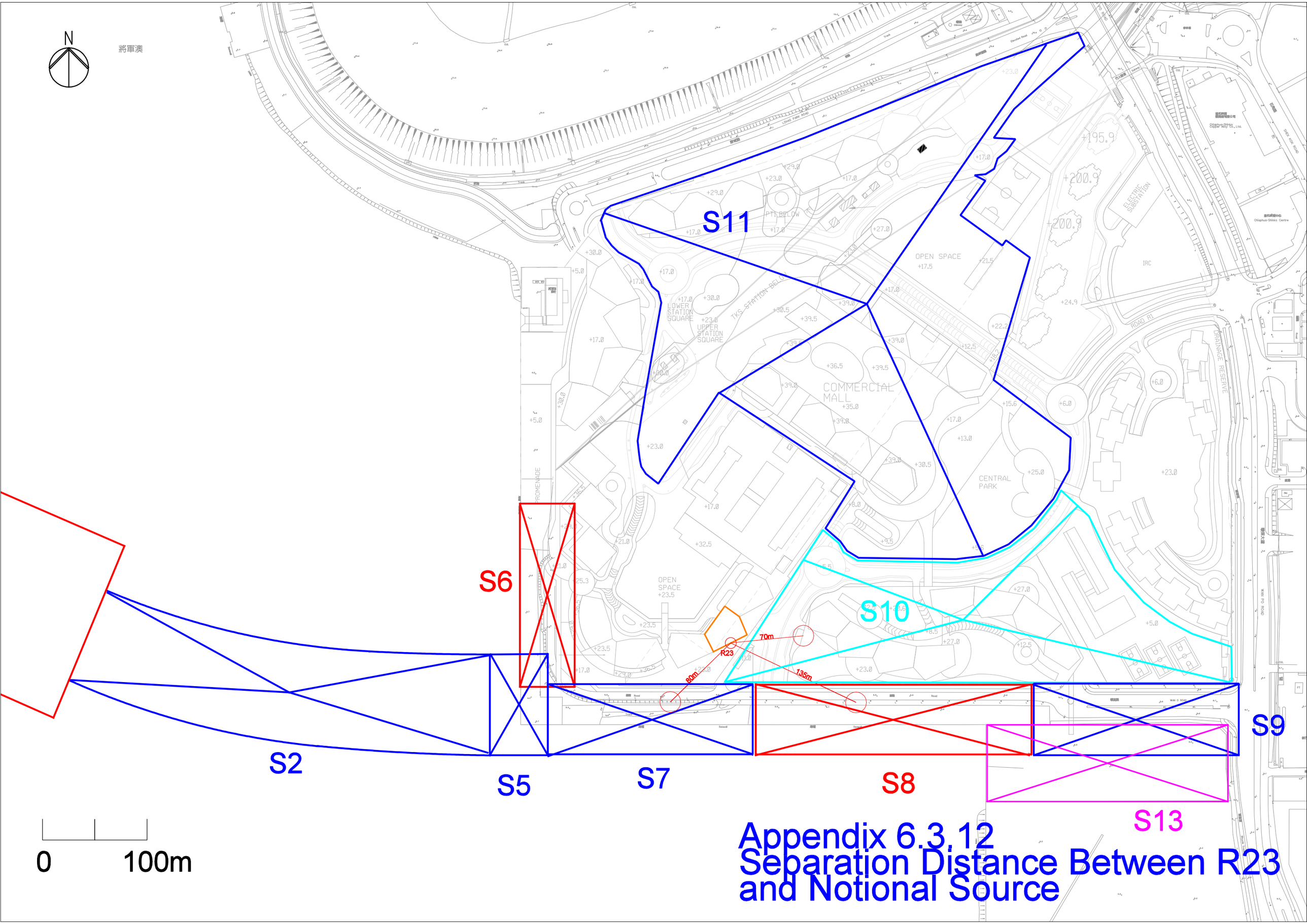


# Appendix 6.3.12
# Separation Distance Between R23 and Notional Source

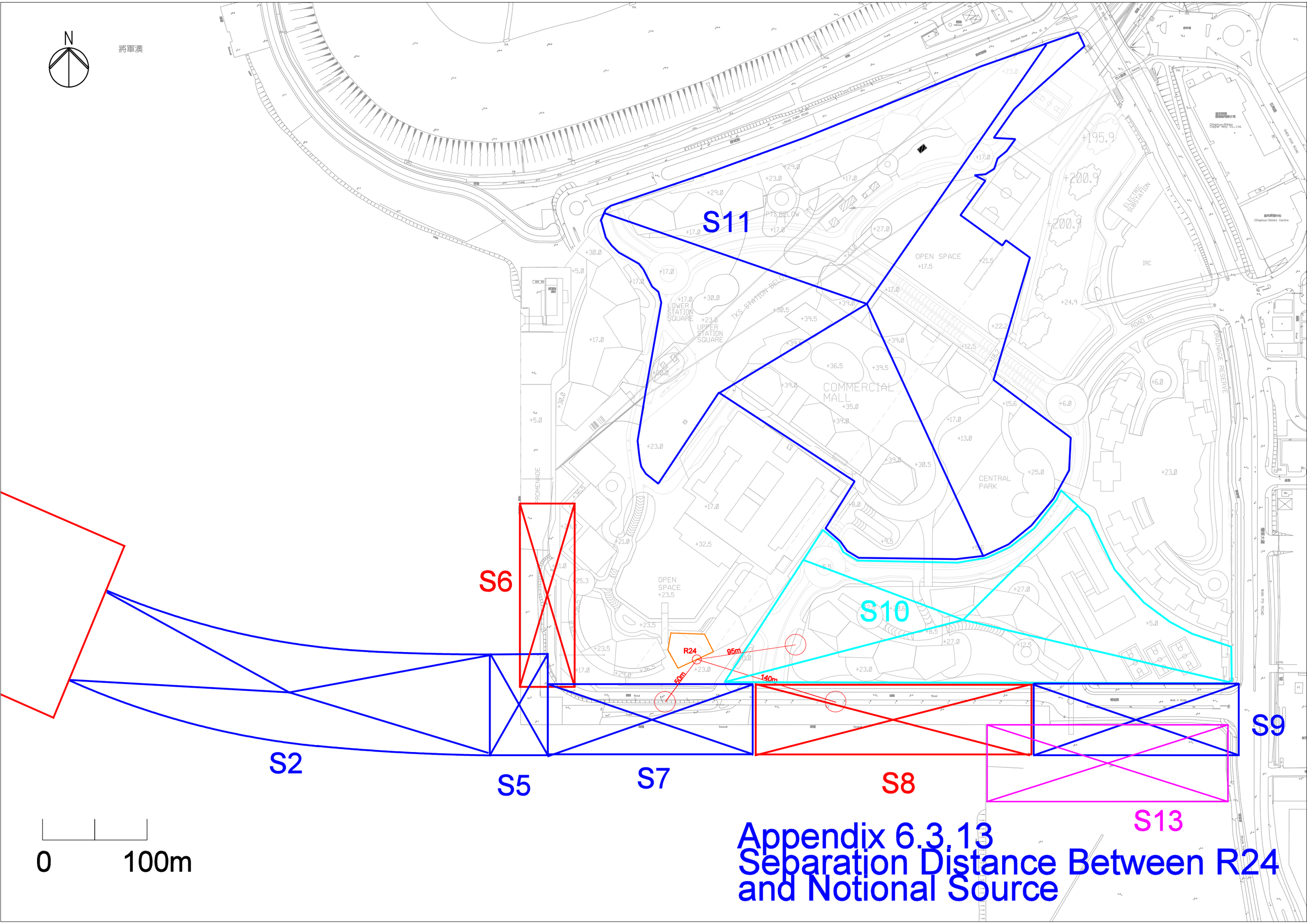


# Appendix 6.3.13
# Separation Distance Between R24 and Notional Source

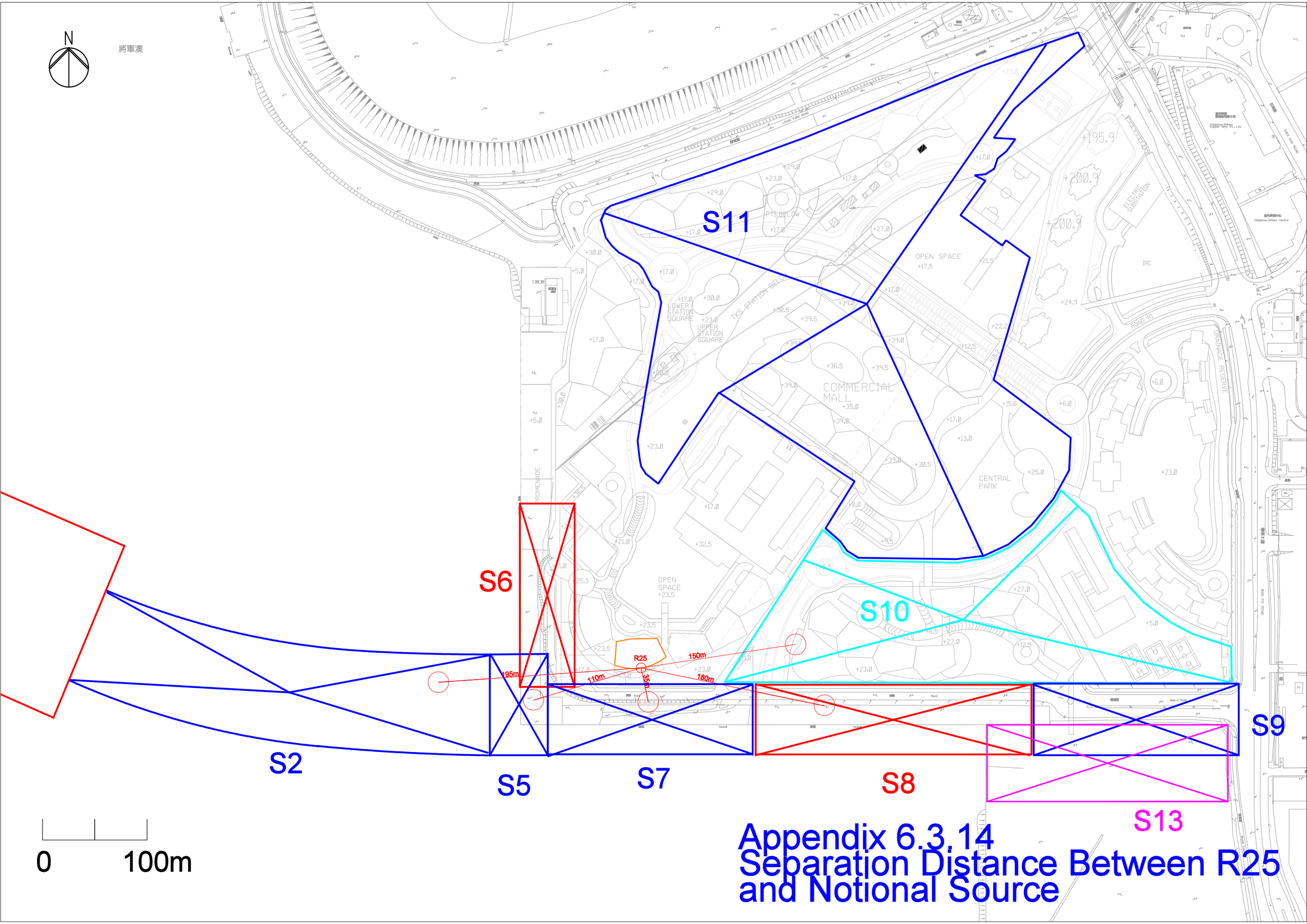


# Appendix 6.3.14
# Separation Distance Between R25 and Notional Source

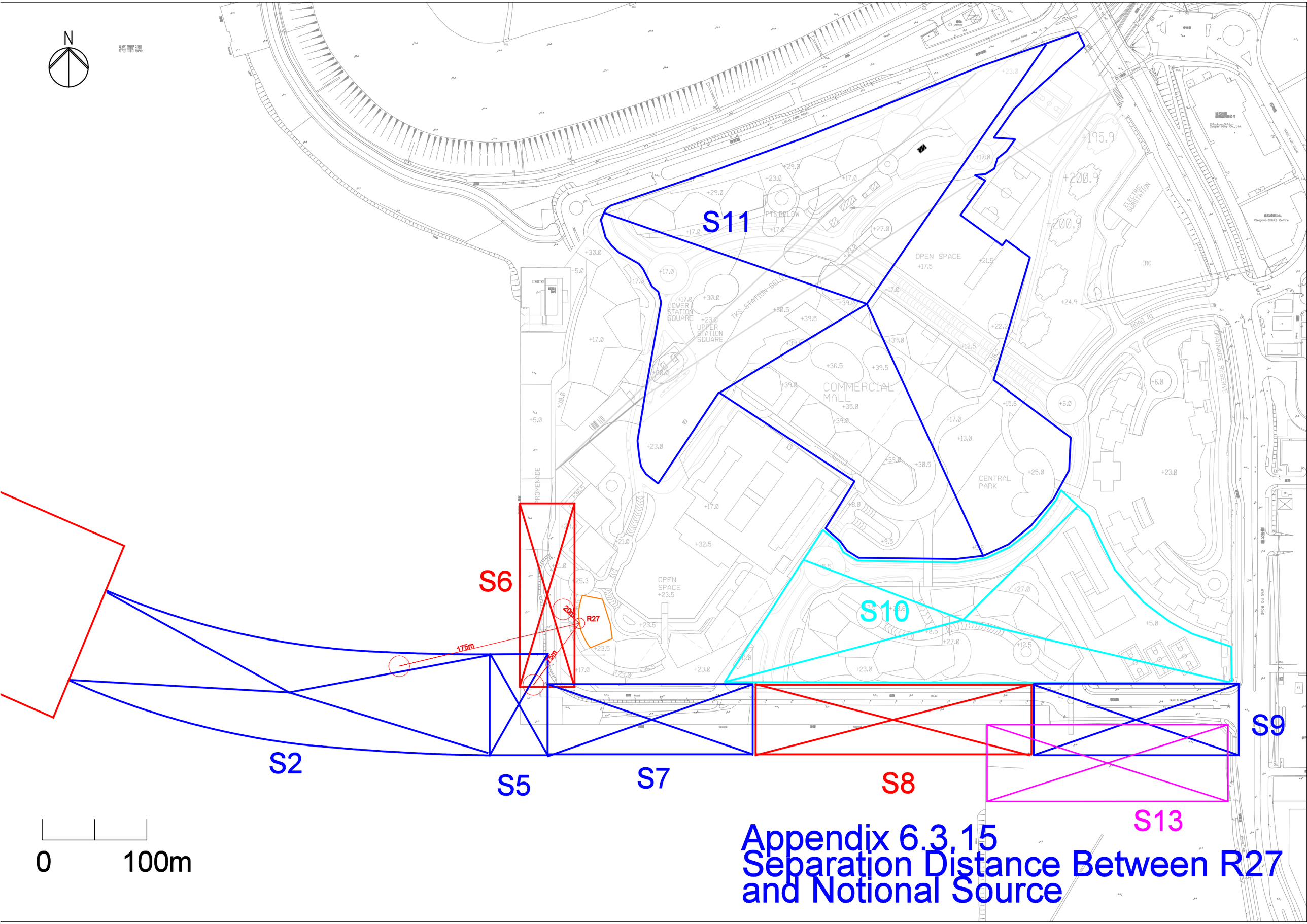


# Appendix 6.3.15
# Separation Distance Between R27 and Notional Source

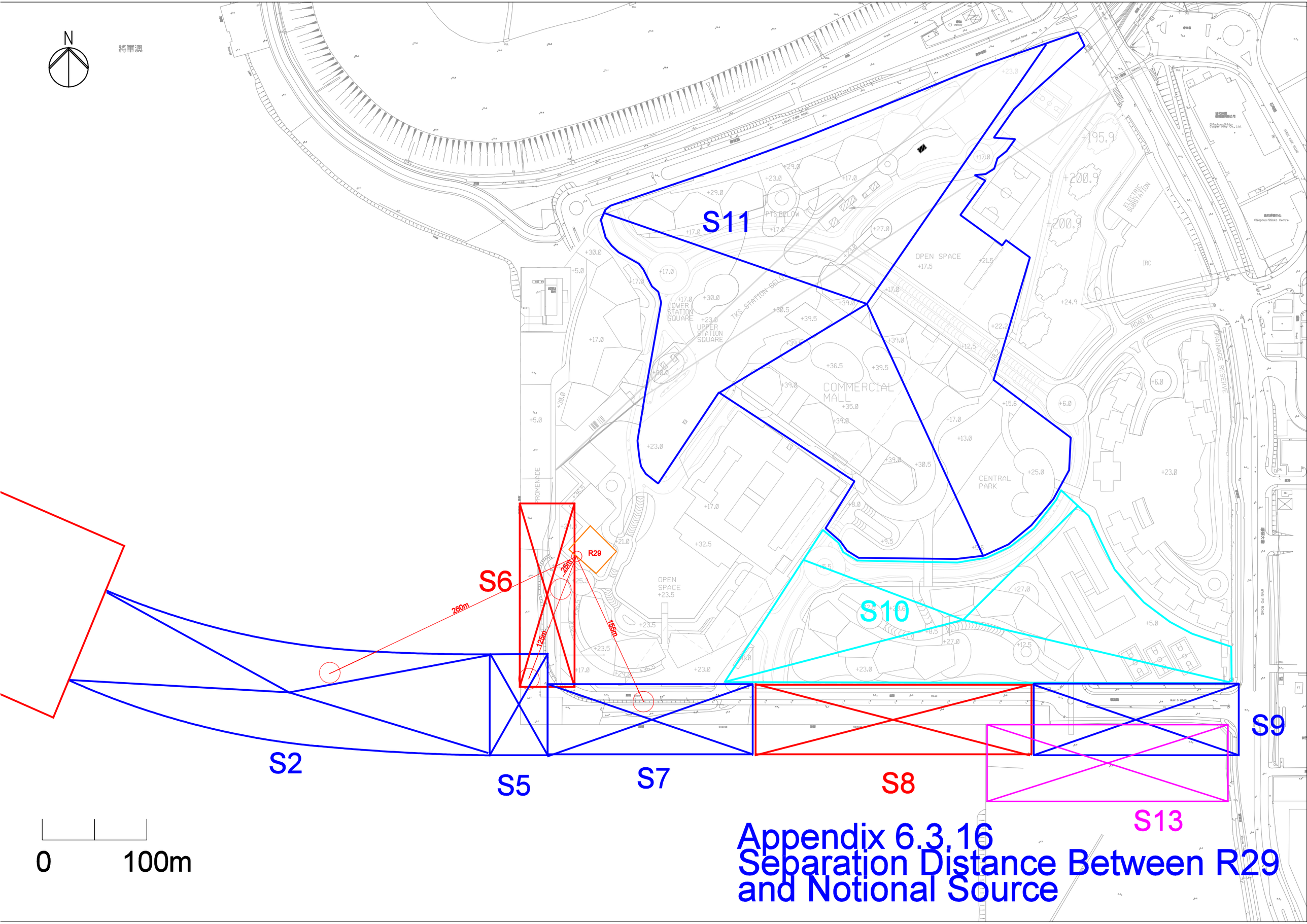


# Appendix 6.3.16 Separation Distance Between R29 and Notional Source

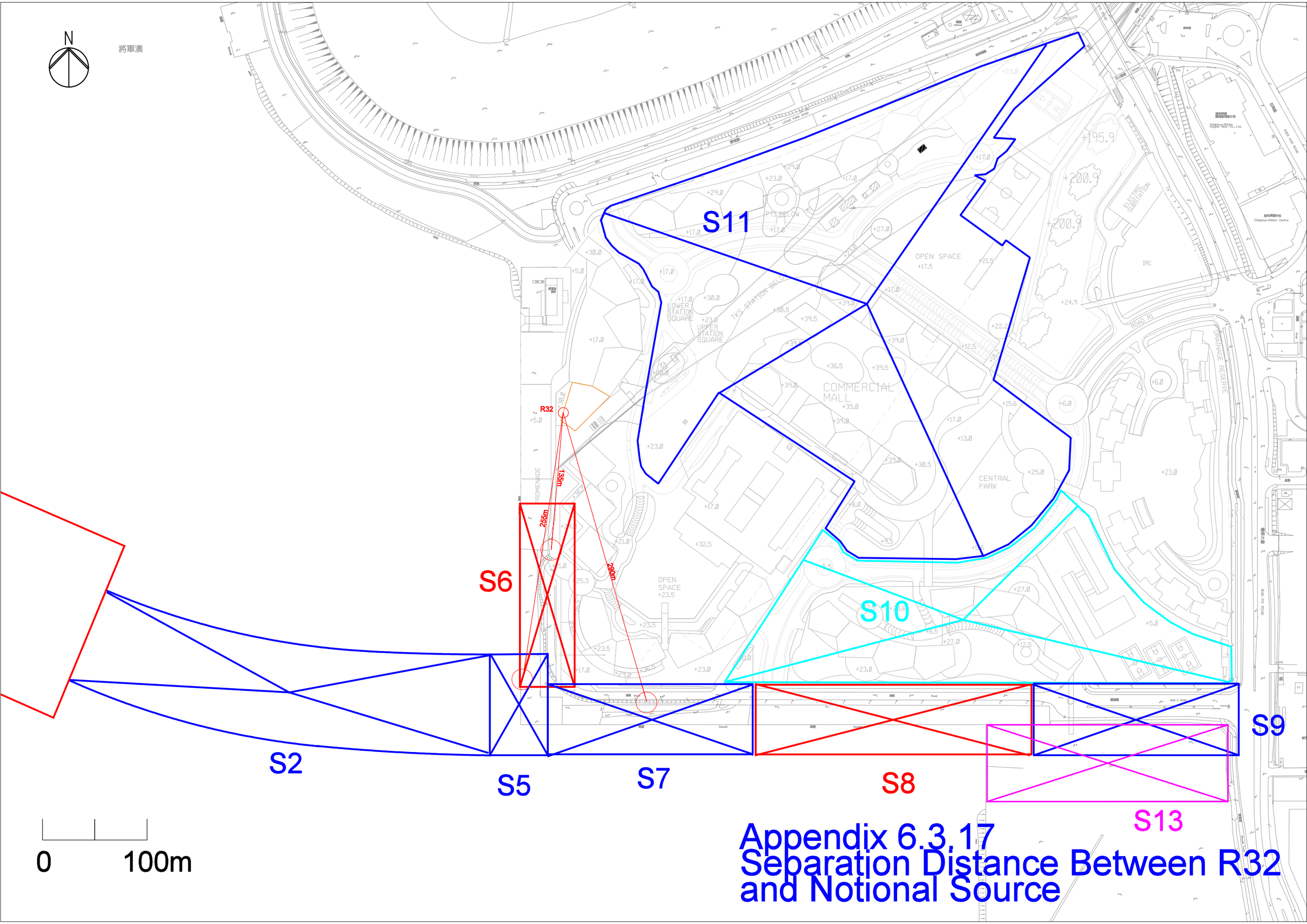


# Appendix 6.3.17
# Separation Distance Between R32 and Notional Source

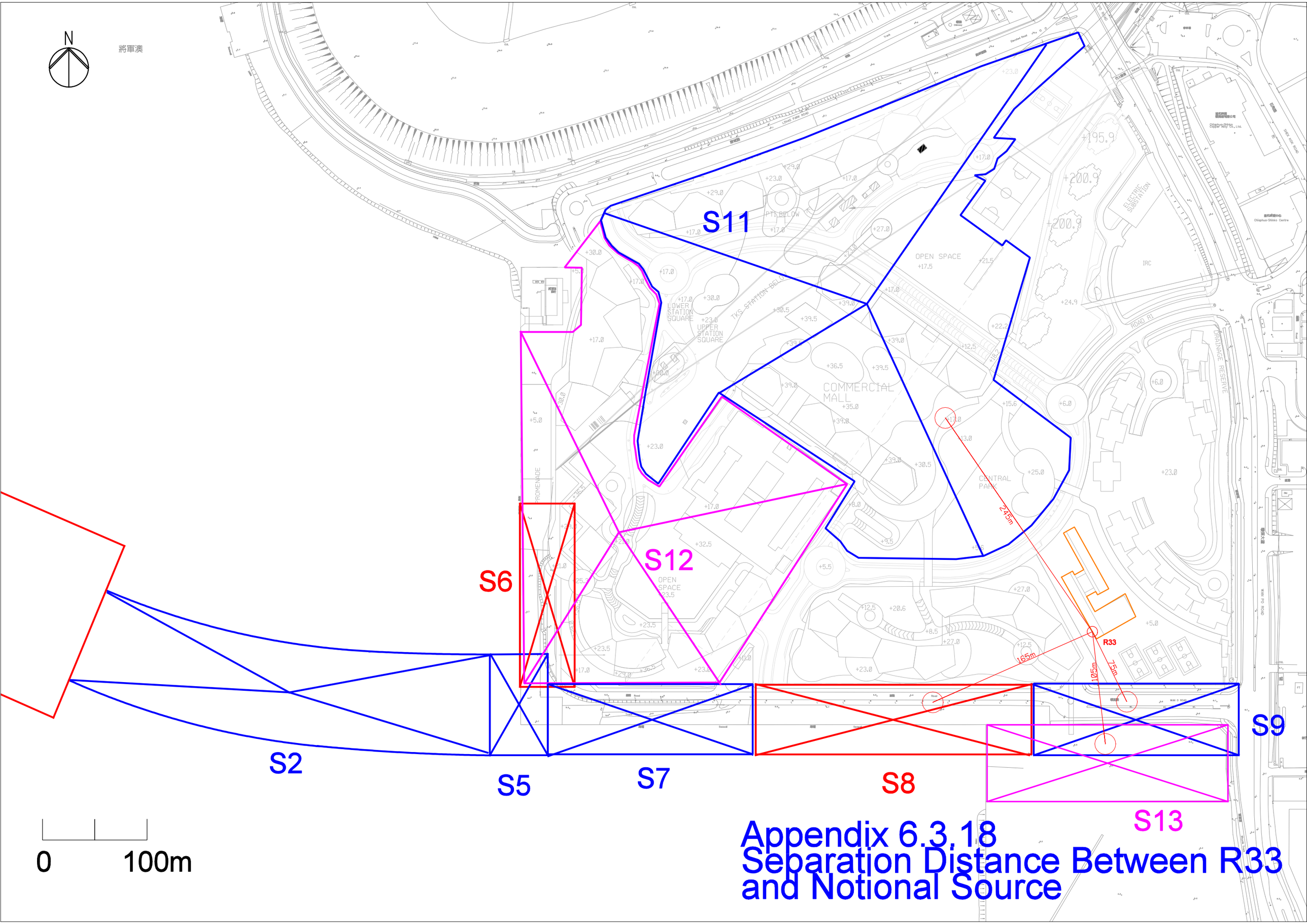


# Appendix 6.3.18
# Separation Distance Between R33 and Notional Source

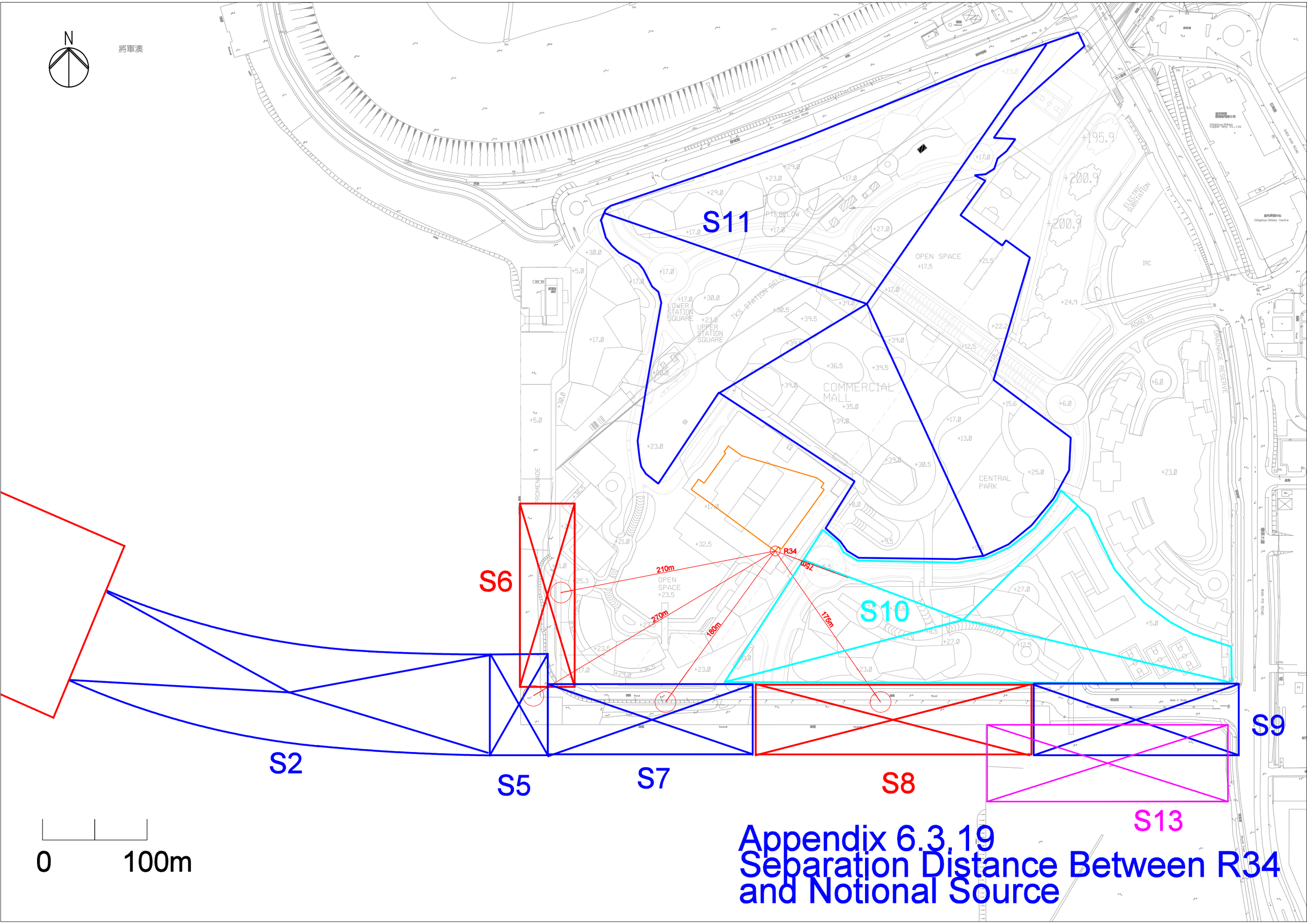


# Appendix 6.3.19
# Separation Distance Between R34 and Notional Source

# Appendix 6.5

Monthly
Unmitigated Noise
Contribution near
CBL

**Prjject :** Cross Bay Link - Tseung Kwan O
**Title :** Monthly Contribution (Unmitigated Scenario)
**Subtitle :** CBL (Unmitigated)

**Table 1 - Noise Contribution from Sources at Jan 2017**

| | Work Site | | | | | | | | | |
|---|---|---|---|---|---|---|---|---|---|---|
| **NSRs** | **S1** | **S2** | **S3** | **S4** | **S5** | **S6** | **S7** | **S8** | **S9** | **S13** |
| R1 | 0 | 0 | 0 | 0 | 0 | 0 | 0 | 0 | 0 | 64 |
| R2 | 0 | 0 | 0 | 0 | 0 | 0 | 0 | 0 | 0 | 71 |
| R6 | 0 | 0 | 0 | 0 | 0 | 0 | 0 | 0 | 0 | 75 |
| R8 | 0 | 0 | 0 | 0 | 0 | 0 | 0 | 0 | 0 | 72 |
| R9 | 0 | 0 | 0 | 0 | 0 | 0 | 0 | 0 | 0 | 70 |
| R10 | 0 | 0 | 0 | 0 | 0 | 0 | 0 | 0 | 0 | 69 |
| R12 | 0 | 0 | 0 | 0 | 0 | 0 | 0 | 0 | 0 | 70 |
| R14 | 0 | 0 | 0 | 0 | 0 | 0 | 0 | 0 | 0 | 69 |
| R16 | 0 | 0 | 0 | 0 | 0 | 0 | 0 | 0 | 0 | 67 |
| R18 | 0 | 0 | 0 | 0 | 0 | 0 | 0 | 0 | 0 | 65 |
| R22 | 0 | 0 | 0 | 0 | 0 | 0 | 0 | 0 | 0 | 0 |
| R23 | 0 | 0 | 0 | 0 | 0 | 0 | 0 | 0 | 0 | 0 |
| R24 | 0 | 0 | 0 | 0 | 0 | 0 | 0 | 0 | 0 | 0 |
| R25 | 0 | 0 | 0 | 0 | 0 | 0 | 0 | 0 | 0 | 0 |
| R27 | 0 | 0 | 0 | 0 | 0 | 0 | 0 | 0 | 0 | 0 |
| R29 | 0 | 0 | 0 | 0 | 0 | 0 | 0 | 0 | 0 | 0 |
| R32 | 0 | 0 | 0 | 0 | 0 | 0 | 0 | 0 | 0 | 0 |
| R33 | 0 | 0 | 0 | 0 | 0 | 0 | 0 | 0 | 0 | 73 |
| R34 | 0 | 0 | 0 | 0 | 0 | 0 | 0 | 0 | 0 | 0 |

**Table 2 - Noise Contribution from Sources at Feb 2017**

| | Work Site | | | | | | | | | |
|---|---|---|---|---|---|---|---|---|---|---|
| **NSRs** | **S1** | **S2** | **S3** | **S4** | **S5** | **S6** | **S7** | **S8** | **S9** | **S13** |
| R1 | 0 | 0 | 0 | 0 | 0 | 0 | 0 | 0 | 0 | 64 |
| R2 | 0 | 0 | 0 | 0 | 0 | 0 | 0 | 0 | 0 | 71 |
| R6 | 0 | 0 | 0 | 0 | 0 | 0 | 0 | 0 | 0 | 75 |
| R8 | 0 | 0 | 0 | 0 | 0 | 0 | 0 | 0 | 0 | 72 |
| R9 | 0 | 0 | 0 | 0 | 0 | 0 | 0 | 0 | 0 | 70 |
| R10 | 0 | 0 | 0 | 0 | 0 | 0 | 0 | 0 | 0 | 69 |
| R12 | 0 | 0 | 0 | 0 | 0 | 0 | 0 | 0 | 0 | 70 |
| R14 | 0 | 0 | 0 | 0 | 0 | 0 | 0 | 0 | 0 | 69 |
| R16 | 0 | 0 | 0 | 0 | 0 | 0 | 0 | 0 | 0 | 67 |
| R18 | 0 | 0 | 0 | 0 | 0 | 0 | 0 | 0 | 0 | 65 |
| R22 | 0 | 0 | 0 | 0 | 0 | 0 | 0 | 0 | 0 | 0 |
| R23 | 0 | 0 | 0 | 0 | 0 | 0 | 0 | 0 | 0 | 0 |
| R24 | 0 | 0 | 0 | 0 | 0 | 0 | 0 | 0 | 0 | 0 |
| R25 | 0 | 0 | 0 | 0 | 0 | 0 | 0 | 0 | 0 | 0 |
| R27 | 0 | 0 | 0 | 0 | 0 | 0 | 0 | 0 | 0 | 0 |
| R29 | 0 | 0 | 0 | 0 | 0 | 0 | 0 | 0 | 0 | 0 |
| R32 | 0 | 0 | 0 | 0 | 0 | 0 | 0 | 0 | 0 | 0 |
| R33 | 0 | 0 | 0 | 0 | 0 | 0 | 0 | 0 | 0 | 73 |
| R34 | 0 | 0 | 0 | 0 | 0 | 0 | 0 | 0 | 0 | 0 |

**Table 3 - Noise Contribution from Sources at March 2017**

| | Work Site | | | | | | | | | |
|---|---|---|---|---|---|---|---|---|---|---|
| **NSRs** | **S1** | **S2** | **S3** | **S4** | **S5** | **S6** | **S7** | **S8** | **S9** | **S13** |
| R1 | 0 | 0 | 0 | 0 | 0 | 0 | 0 | 0 | 0 | 64 |
| R2 | 0 | 0 | 0 | 0 | 0 | 0 | 0 | 0 | 0 | 71 |
| R6 | 0 | 0 | 0 | 0 | 0 | 0 | 0 | 0 | 0 | 75 |
| R8 | 0 | 0 | 0 | 0 | 0 | 0 | 0 | 0 | 0 | 72 |
| R9 | 0 | 0 | 0 | 0 | 0 | 0 | 0 | 0 | 0 | 70 |
| R10 | 0 | 0 | 0 | 0 | 0 | 0 | 0 | 0 | 0 | 69 |
| R12 | 0 | 0 | 0 | 0 | 0 | 0 | 0 | 0 | 0 | 70 |
| R14 | 0 | 0 | 0 | 0 | 0 | 0 | 0 | 0 | 0 | 69 |
| R16 | 0 | 0 | 0 | 0 | 0 | 0 | 0 | 0 | 0 | 67 |
| R18 | 0 | 0 | 0 | 0 | 0 | 0 | 0 | 0 | 0 | 65 |
| R22 | 0 | 0 | 0 | 0 | 0 | 0 | 0 | 0 | 0 | 0 |
| R23 | 0 | 0 | 0 | 0 | 0 | 0 | 0 | 0 | 0 | 0 |
| R24 | 0 | 0 | 0 | 0 | 0 | 0 | 0 | 0 | 0 | 0 |
| R25 | 0 | 65 | 0 | 0 | 0 | 0 | 0 | 0 | 0 | 0 |
| R27 | 0 | 66 | 0 | 0 | 0 | 0 | 0 | 0 | 0 | 0 |
| R29 | 0 | 62 | 0 | 0 | 0 | 0 | 0 | 0 | 0 | 0 |
| R32 | 0 | 0 | 0 | 0 | 0 | 0 | 0 | 0 | 0 | 0 |
| R33 | 0 | 0 | 0 | 0 | 0 | 0 | 0 | 0 | 0 | 73 |
| R34 | 0 | 0 | 0 | 0 | 0 | 0 | 0 | 0 | 0 | 0 |

**Table 4 - Noise Contribution from Sources at Apr 2017**

| | Work Site | | | | | | | | | |
|---|---|---|---|---|---|---|---|---|---|---|
| **NSRs** | **S1** | **S2** | **S3** | **S4** | **S5** | **S6** | **S7** | **S8** | **S9** | **S13** |
| R1 | 0 | 0 | 0 | 0 | 0 | 0 | 0 | 0 | 0 | 64 |
| R2 | 0 | 0 | 0 | 0 | 0 | 0 | 0 | 0 | 0 | 71 |
| R6 | 0 | 0 | 0 | 0 | 0 | 0 | 0 | 0 | 0 | 75 |
| R8 | 0 | 0 | 0 | 0 | 0 | 0 | 0 | 0 | 0 | 72 |
| R9 | 0 | 0 | 0 | 0 | 0 | 0 | 0 | 0 | 0 | 70 |
| R10 | 0 | 0 | 0 | 0 | 0 | 0 | 0 | 0 | 0 | 69 |
| R12 | 0 | 0 | 0 | 0 | 0 | 0 | 0 | 0 | 0 | 70 |
| R14 | 0 | 0 | 0 | 0 | 0 | 0 | 0 | 0 | 0 | 69 |
| R16 | 0 | 0 | 0 | 0 | 0 | 0 | 0 | 0 | 0 | 67 |
| R18 | 0 | 0 | 0 | 0 | 0 | 0 | 0 | 0 | 0 | 65 |
| R22 | 0 | 0 | 0 | 0 | 0 | 0 | 0 | 0 | 0 | 0 |
| R23 | 0 | 0 | 0 | 0 | 0 | 0 | 0 | 0 | 0 | 0 |
| R24 | 0 | 0 | 0 | 0 | 0 | 0 | 0 | 0 | 0 | 0 |
| R25 | 0 | 65 | 0 | 0 | 0 | 0 | 0 | 0 | 0 | 0 |
| R27 | 0 | 66 | 0 | 0 | 0 | 0 | 0 | 0 | 0 | 0 |
| R29 | 0 | 62 | 0 | 0 | 0 | 0 | 0 | 0 | 0 | 0 |
| R32 | 0 | 0 | 0 | 0 | 0 | 0 | 0 | 0 | 0 | 0 |
| R33 | 0 | 0 | 0 | 0 | 0 | 0 | 0 | 0 | 0 | 73 |
| R34 | 0 | 0 | 0 | 0 | 0 | 0 | 0 | 0 | 0 | 0 |

**Table 5 - Noise Contribution from Sources at May 2017**

| | Work Site | | | | | | | | | |
|---|---|---|---|---|---|---|---|---|---|---|
| **NSRs** | **S1** | **S2** | **S3** | **S4** | **S5** | **S6** | **S7** | **S8** | **S9** | **S13** |
| R1 | 0 | 0 | 0 | 0 | 0 | 0 | 0 | 0 | 0 | 64 |
| R2 | 0 | 0 | 0 | 0 | 0 | 0 | 0 | 0 | 0 | 71 |
| R6 | 0 | 0 | 0 | 0 | 0 | 0 | 0 | 0 | 0 | 75 |
| R8 | 0 | 0 | 0 | 0 | 0 | 0 | 0 | 0 | 0 | 72 |
| R9 | 0 | 0 | 0 | 0 | 0 | 0 | 0 | 0 | 0 | 70 |
| R10 | 0 | 0 | 0 | 0 | 0 | 0 | 0 | 0 | 0 | 69 |
| R12 | 0 | 0 | 0 | 0 | 0 | 0 | 0 | 0 | 0 | 70 |
| R14 | 0 | 0 | 0 | 0 | 0 | 0 | 0 | 0 | 0 | 69 |
| R16 | 0 | 0 | 0 | 0 | 0 | 0 | 0 | 0 | 0 | 67 |
| R18 | 0 | 0 | 0 | 0 | 0 | 0 | 0 | 0 | 0 | 65 |
| R22 | 0 | 0 | 0 | 0 | 0 | 0 | 0 | 0 | 0 | 0 |
| R23 | 0 | 0 | 0 | 0 | 0 | 0 | 0 | 0 | 0 | 0 |
| R24 | 0 | 0 | 0 | 0 | 0 | 0 | 0 | 0 | 0 | 0 |
| R25 | 0 | 71 | 0 | 0 | 0 | 0 | 0 | 0 | 0 | 0 |
| R27 | 0 | 72 | 0 | 0 | 0 | 0 | 0 | 0 | 0 | 0 |
| R29 | 0 | 68 | 0 | 0 | 0 | 0 | 0 | 0 | 0 | 0 |
| R32 | 0 | 0 | 0 | 0 | 0 | 0 | 0 | 0 | 0 | 0 |
| R33 | 0 | 0 | 0 | 0 | 0 | 0 | 0 | 0 | 0 | 73 |
| R34 | 0 | 0 | 0 | 0 | 0 | 0 | 0 | 0 | 0 | 0 |

**Table 6 - Noise Contribution from Sources at Jun 2017**

| | Work Site | | | | | | | | | |
|---|---|---|---|---|---|---|---|---|---|---|
| **NSRs** | **S1** | **S2** | **S3** | **S4** | **S5** | **S6** | **S7** | **S8** | **S9** | **S13** |
| R1 | 0 | 0 | 0 | 0 | 0 | 0 | 0 | 0 | 0 | 64 |
| R2 | 0 | 0 | 0 | 0 | 0 | 0 | 0 | 0 | 0 | 71 |
| R6 | 0 | 0 | 0 | 0 | 0 | 0 | 0 | 0 | 0 | 75 |
| R8 | 0 | 0 | 0 | 0 | 0 | 0 | 0 | 0 | 0 | 72 |
| R9 | 0 | 0 | 0 | 0 | 0 | 0 | 0 | 0 | 0 | 70 |
| R10 | 0 | 0 | 0 | 0 | 0 | 0 | 0 | 0 | 0 | 69 |
| R12 | 0 | 0 | 0 | 0 | 0 | 0 | 0 | 0 | 0 | 70 |
| R14 | 0 | 0 | 0 | 0 | 0 | 0 | 0 | 0 | 0 | 69 |
| R16 | 0 | 0 | 0 | 0 | 0 | 0 | 0 | 0 | 0 | 67 |
| R18 | 0 | 0 | 0 | 0 | 0 | 0 | 0 | 0 | 0 | 65 |
| R22 | 0 | 0 | 0 | 0 | 0 | 0 | 0 | 0 | 0 | 0 |
| R23 | 0 | 0 | 0 | 0 | 0 | 0 | 0 | 0 | 0 | 0 |
| R24 | 0 | 0 | 0 | 0 | 0 | 0 | 0 | 0 | 0 | 0 |
| R25 | 0 | 71 | 0 | 0 | 0 | 0 | 0 | 0 | 0 | 0 |
| R27 | 0 | 72 | 0 | 0 | 0 | 0 | 0 | 0 | 0 | 0 |
| R29 | 0 | 68 | 0 | 0 | 0 | 0 | 0 | 0 | 0 | 0 |
| R32 | 0 | 0 | 0 | 0 | 0 | 0 | 0 | 0 | 0 | 0 |
| R33 | 0 | 0 | 0 | 0 | 0 | 0 | 0 | 0 | 0 | 73 |
| R34 | 0 | 0 | 0 | 0 | 0 | 0 | 0 | 0 | 0 | 0 |

**Prject :** Cross Bay Link - Tseung Kwan O
**Title :** Monthly Contribution (Unmitigated Scenario)
**Subtitle :** CBL (Unmitigated)

**Table 7 - Noise Contribution from Sources at Jul 2017**

| | Work Site | | | | | | | | | |
|---|---|---|---|---|---|---|---|---|---|---|
| **NSRs** | **S1** | **S2** | **S3** | **S4** | **S5** | **S6** | **S7** | **S8** | **S9** | **S13** |
| R1 | 0 | 0 | 0 | 0 | 0 | 0 | 0 | 0 | 0 | 64 |
| R2 | 0 | 0 | 0 | 0 | 0 | 0 | 0 | 0 | 0 | 71 |
| R6 | 0 | 0 | 0 | 0 | 0 | 0 | 0 | 0 | 0 | 75 |
| R8 | 0 | 0 | 0 | 0 | 0 | 0 | 0 | 0 | 0 | 72 |
| R9 | 0 | 0 | 0 | 0 | 0 | 0 | 0 | 0 | 0 | 70 |
| R10 | 0 | 0 | 0 | 0 | 0 | 0 | 0 | 0 | 0 | 69 |
| R12 | 0 | 0 | 0 | 0 | 0 | 0 | 0 | 0 | 0 | 70 |
| R14 | 0 | 0 | 0 | 0 | 0 | 0 | 0 | 0 | 0 | 69 |
| R16 | 0 | 0 | 0 | 0 | 0 | 0 | 0 | 0 | 0 | 67 |
| R18 | 0 | 0 | 0 | 0 | 0 | 0 | 0 | 0 | 0 | 65 |
| R22 | 0 | 0 | 0 | 0 | 0 | 0 | 0 | 0 | 0 | 0 |
| R23 | 0 | 0 | 0 | 0 | 0 | 0 | 0 | 0 | 0 | 0 |
| R24 | 0 | 0 | 0 | 0 | 0 | 0 | 0 | 0 | 0 | 0 |
| R25 | 0 | 71 | 0 | 0 | 0 | 0 | 0 | 0 | 0 | 0 |
| R27 | 0 | 72 | 0 | 0 | 0 | 0 | 0 | 0 | 0 | 0 |
| R29 | 0 | 68 | 0 | 0 | 0 | 0 | 0 | 0 | 0 | 0 |
| R32 | 0 | 0 | 0 | 0 | 0 | 0 | 0 | 0 | 0 | 0 |
| R33 | 0 | 0 | 0 | 0 | 0 | 0 | 0 | 0 | 0 | 73 |
| R34 | 0 | 0 | 0 | 0 | 0 | 0 | 0 | 0 | 0 | 0 |

**Table 8 - Noise Contribution from Sources at Aug 2017**

| | Work Site | | | | | | | | | |
|---|---|---|---|---|---|---|---|---|---|---|
| **NSRs** | **S1** | **S2** | **S3** | **S4** | **S5** | **S6** | **S7** | **S8** | **S9** | **S13** |
| R1 | 0 | 0 | 0 | 0 | 0 | 0 | 0 | 0 | 0 | 64 |
| R2 | 0 | 0 | 0 | 0 | 0 | 0 | 0 | 73 | 0 | 71 |
| R6 | 0 | 0 | 0 | 0 | 0 | 0 | 0 | 80 | 0 | 75 |
| R8 | 0 | 0 | 0 | 0 | 0 | 0 | 0 | 79 | 0 | 72 |
| R9 | 0 | 0 | 0 | 0 | 0 | 0 | 71 | 80 | 0 | 70 |
| R10 | 0 | 0 | 0 | 0 | 0 | 0 | 72 | 81 | 0 | 69 |
| R12 | 0 | 0 | 0 | 0 | 0 | 0 | 0 | 88 | 0 | 70 |
| R14 | 0 | 0 | 0 | 0 | 0 | 0 | 76 | 89 | 0 | 69 |
| R16 | 0 | 0 | 0 | 0 | 0 | 0 | 77 | 86 | 0 | 67 |
| R18 | 0 | 0 | 0 | 0 | 0 | 0 | 77 | 83 | 0 | 65 |
| R22 | 0 | 0 | 0 | 0 | 0 | 0 | 79 | 78 | 0 | 0 |
| R23 | 0 | 0 | 0 | 0 | 0 | 0 | 83 | 79 | 0 | 0 |
| R24 | 0 | 0 | 0 | 0 | 0 | 0 | 86 | 78 | 0 | 0 |
| R25 | 0 | 71 | 0 | 0 | 0 | 0 | 88 | 76 | 0 | 0 |
| R27 | 0 | 72 | 0 | 0 | 0 | 0 | 81 | 73 | 0 | 0 |
| R29 | 0 | 68 | 0 | 0 | 0 | 0 | 77 | 0 | 0 | 0 |
| R32 | 0 | 0 | 0 | 0 | 0 | 0 | 71 | 0 | 0 | 0 |
| R33 | 0 | 0 | 0 | 0 | 0 | 0 | 0 | 77 | 0 | 73 |
| R34 | 0 | 0 | 0 | 0 | 0 | 0 | 76 | 0 | 0 | 0 |

**Table 9 - Noise Contribution from Sources at Sept 2017**

| | Work Site | | | | | | | | | |
|---|---|---|---|---|---|---|---|---|---|---|
| **NSRs** | **S1** | **S2** | **S3** | **S4** | **S5** | **S6** | **S7** | **S8** | **S9** | **S13** |
| R1 | 0 | 0 | 0 | 0 | 0 | 0 | 0 | 0 | 0 | 64 |
| R2 | 0 | 0 | 0 | 0 | 0 | 0 | 0 | 73 | 0 | 71 |
| R6 | 0 | 0 | 0 | 0 | 0 | 0 | 0 | 80 | 0 | 75 |
| R8 | 0 | 0 | 0 | 0 | 0 | 0 | 0 | 79 | 0 | 72 |
| R9 | 0 | 0 | 0 | 0 | 0 | 0 | 71 | 80 | 0 | 70 |
| R10 | 0 | 0 | 0 | 0 | 0 | 0 | 72 | 81 | 0 | 69 |
| R12 | 0 | 0 | 0 | 0 | 0 | 0 | 0 | 88 | 0 | 70 |
| R14 | 0 | 0 | 0 | 0 | 0 | 0 | 76 | 89 | 0 | 69 |
| R16 | 0 | 0 | 0 | 0 | 0 | 0 | 77 | 86 | 0 | 67 |
| R18 | 0 | 0 | 0 | 0 | 0 | 0 | 77 | 83 | 0 | 65 |
| R22 | 0 | 0 | 0 | 0 | 0 | 0 | 79 | 78 | 0 | 0 |
| R23 | 0 | 0 | 0 | 0 | 0 | 0 | 83 | 79 | 0 | 0 |
| R24 | 0 | 0 | 0 | 0 | 0 | 0 | 86 | 78 | 0 | 0 |
| R25 | 0 | 70 | 0 | 0 | 0 | 0 | 88 | 76 | 0 | 0 |
| R27 | 0 | 71 | 0 | 0 | 0 | 0 | 81 | 73 | 0 | 0 |
| R29 | 0 | 67 | 0 | 0 | 0 | 0 | 77 | 0 | 0 | 0 |
| R32 | 0 | 0 | 0 | 0 | 0 | 0 | 71 | 0 | 0 | 0 |
| R33 | 0 | 0 | 0 | 0 | 0 | 0 | 0 | 77 | 0 | 73 |
| R34 | 0 | 0 | 0 | 0 | 0 | 0 | 76 | 0 | 0 | 0 |

**Table 10 - Noise Contribution from Sources at Oct 2017**

| | Work Site | | | | | | | | | |
|---|---|---|---|---|---|---|---|---|---|---|
| **NSRs** | **S1** | **S2** | **S3** | **S4** | **S5** | **S6** | **S7** | **S8** | **S9** | **S13** |
| R1 | 0 | 0 | 0 | 0 | 0 | 0 | 0 | 0 | 0 | 64 |
| R2 | 0 | 0 | 0 | 0 | 0 | 0 | 0 | 73 | 0 | 71 |
| R6 | 0 | 0 | 0 | 0 | 0 | 0 | 0 | 80 | 0 | 75 |
| R8 | 0 | 0 | 0 | 0 | 0 | 0 | 0 | 79 | 0 | 72 |
| R9 | 0 | 0 | 0 | 0 | 0 | 0 | 71 | 80 | 0 | 70 |
| R10 | 0 | 0 | 0 | 0 | 0 | 0 | 72 | 81 | 0 | 69 |
| R12 | 0 | 0 | 0 | 0 | 0 | 0 | 0 | 88 | 0 | 70 |
| R14 | 0 | 0 | 0 | 0 | 0 | 0 | 76 | 89 | 0 | 69 |
| R16 | 0 | 0 | 0 | 0 | 0 | 0 | 77 | 86 | 0 | 67 |
| R18 | 0 | 0 | 0 | 0 | 0 | 0 | 77 | 83 | 0 | 65 |
| R22 | 0 | 0 | 0 | 0 | 0 | 0 | 79 | 78 | 0 | 0 |
| R23 | 0 | 0 | 0 | 0 | 0 | 0 | 83 | 79 | 0 | 0 |
| R24 | 0 | 0 | 0 | 0 | 0 | 0 | 86 | 78 | 0 | 0 |
| R25 | 0 | 71 | 0 | 0 | 0 | 0 | 88 | 76 | 0 | 0 |
| R27 | 0 | 72 | 0 | 0 | 0 | 0 | 81 | 73 | 0 | 0 |
| R29 | 0 | 69 | 0 | 0 | 0 | 0 | 77 | 0 | 0 | 0 |
| R32 | 0 | 0 | 0 | 0 | 0 | 0 | 71 | 0 | 0 | 0 |
| R33 | 0 | 0 | 0 | 0 | 0 | 0 | 0 | 77 | 0 | 73 |
| R34 | 0 | 0 | 0 | 0 | 0 | 0 | 76 | 0 | 0 | 0 |

**Table 11 - Noise Contribution from Sources at Nov 2017**

| | Work Site | | | | | | | | | |
|---|---|---|---|---|---|---|---|---|---|---|
| **NSRs** | **S1** | **S2** | **S3** | **S4** | **S5** | **S6** | **S7** | **S8** | **S9** | **S13** |
| R1 | 0 | 0 | 0 | 0 | 0 | 0 | 0 | 0 | 0 | 64 |
| R2 | 0 | 0 | 0 | 0 | 0 | 0 | 0 | 73 | 0 | 71 |
| R6 | 0 | 0 | 0 | 0 | 0 | 0 | 0 | 80 | 0 | 75 |
| R8 | 0 | 0 | 0 | 0 | 0 | 0 | 0 | 79 | 0 | 72 |
| R9 | 0 | 0 | 0 | 0 | 0 | 0 | 71 | 80 | 0 | 70 |
| R10 | 0 | 0 | 0 | 0 | 0 | 0 | 72 | 81 | 0 | 69 |
| R12 | 0 | 0 | 0 | 0 | 0 | 0 | 0 | 88 | 0 | 70 |
| R14 | 0 | 0 | 0 | 0 | 0 | 0 | 76 | 89 | 0 | 69 |
| R16 | 0 | 0 | 0 | 0 | 0 | 0 | 77 | 86 | 0 | 67 |
| R18 | 0 | 0 | 0 | 0 | 0 | 0 | 77 | 83 | 0 | 65 |
| R22 | 0 | 0 | 0 | 0 | 0 | 0 | 79 | 78 | 0 | 0 |
| R23 | 0 | 0 | 0 | 0 | 0 | 0 | 83 | 79 | 0 | 0 |
| R24 | 0 | 0 | 0 | 0 | 0 | 0 | 86 | 78 | 0 | 0 |
| R25 | 0 | 71 | 0 | 0 | 0 | 0 | 88 | 76 | 0 | 0 |
| R27 | 0 | 72 | 0 | 0 | 0 | 0 | 81 | 73 | 0 | 0 |
| R29 | 0 | 69 | 0 | 0 | 0 | 0 | 77 | 0 | 0 | 0 |
| R32 | 0 | 0 | 0 | 0 | 0 | 0 | 71 | 0 | 0 | 0 |
| R33 | 0 | 0 | 0 | 0 | 0 | 0 | 0 | 77 | 0 | 73 |
| R34 | 0 | 0 | 0 | 0 | 0 | 0 | 76 | 0 | 0 | 0 |

**Table 12 - Noise Contribution from Sources at Dec 2017**

| | Work Site | | | | | | | | | |
|---|---|---|---|---|---|---|---|---|---|---|
| **NSRs** | **S1** | **S2** | **S3** | **S4** | **S5** | **S6** | **S7** | **S8** | **S9** | **S13** |
| R1 | 0 | 0 | 0 | 0 | 0 | 0 | 0 | 0 | 0 | 64 |
| R2 | 0 | 0 | 0 | 0 | 0 | 0 | 0 | 74 | 0 | 71 |
| R6 | 0 | 0 | 0 | 0 | 0 | 0 | 0 | 81 | 0 | 75 |
| R8 | 0 | 0 | 0 | 0 | 0 | 0 | 0 | 80 | 0 | 72 |
| R9 | 0 | 0 | 0 | 0 | 0 | 0 | 72 | 81 | 0 | 70 |
| R10 | 0 | 0 | 0 | 0 | 0 | 0 | 73 | 82 | 0 | 69 |
| R12 | 0 | 0 | 0 | 0 | 0 | 0 | 0 | 89 | 0 | 70 |
| R14 | 0 | 0 | 0 | 0 | 0 | 0 | 77 | 90 | 0 | 69 |
| R16 | 0 | 0 | 0 | 0 | 0 | 0 | 78 | 88 | 0 | 67 |
| R18 | 0 | 0 | 0 | 0 | 0 | 0 | 78 | 84 | 0 | 65 |
| R22 | 0 | 0 | 0 | 0 | 0 | 0 | 80 | 79 | 0 | 0 |
| R23 | 0 | 0 | 0 | 0 | 0 | 0 | 84 | 80 | 0 | 0 |
| R24 | 0 | 0 | 0 | 0 | 0 | 0 | 87 | 79 | 0 | 0 |
| R25 | 0 | 71 | 0 | 0 | 0 | 0 | 89 | 77 | 0 | 0 |
| R27 | 0 | 72 | 0 | 0 | 0 | 0 | 82 | 74 | 0 | 0 |
| R29 | 0 | 69 | 0 | 0 | 0 | 0 | 78 | 0 | 0 | 0 |
| R32 | 0 | 0 | 0 | 0 | 0 | 0 | 72 | 0 | 0 | 0 |
| R33 | 0 | 0 | 0 | 0 | 0 | 0 | 0 | 78 | 0 | 73 |
| R34 | 0 | 0 | 0 | 0 | 0 | 0 | 76 | 0 | 0 | 0 |

**Prjct :** Cross Bay Link - Tseung Kwan O
**Title :** Monthly Contribution (Unmitigated Scenario)
**Subtitle :** CBL (Unmitigated)

**Table 13 - Noise Contribution from Sources at Jan 2018**

| | Work Site | | | | | | | | | |
|---|---|---|---|---|---|---|---|---|---|---|
| **NSRs** | **S1** | **S2** | **S3** | **S4** | **S5** | **S6** | **S7** | **S8** | **S9** | **S13** |
| R1 | 0 | 0 | 0 | 0 | 0 | 0 | 0 | 0 | 0 | 64 |
| R2 | 0 | 0 | 0 | 0 | 0 | 0 | 0 | 74 | 0 | 71 |
| R6 | 0 | 0 | 0 | 0 | 0 | 0 | 0 | 81 | 0 | 75 |
| R8 | 0 | 0 | 0 | 0 | 0 | 0 | 0 | 80 | 0 | 72 |
| R9 | 0 | 0 | 0 | 0 | 0 | 0 | 72 | 81 | 0 | 70 |
| R10 | 0 | 0 | 0 | 0 | 0 | 0 | 73 | 82 | 0 | 69 |
| R12 | 0 | 0 | 0 | 0 | 0 | 0 | 0 | 89 | 0 | 70 |
| R14 | 0 | 0 | 0 | 0 | 0 | 0 | 77 | 90 | 0 | 69 |
| R16 | 0 | 0 | 0 | 0 | 0 | 0 | 78 | 88 | 0 | 67 |
| R18 | 0 | 0 | 0 | 0 | 0 | 0 | 78 | 84 | 0 | 65 |
| R22 | 0 | 0 | 0 | 0 | 0 | 0 | 80 | 79 | 0 | 0 |
| R23 | 0 | 0 | 0 | 0 | 0 | 0 | 84 | 80 | 0 | 0 |
| R24 | 0 | 0 | 0 | 0 | 0 | 0 | 87 | 79 | 0 | 0 |
| R25 | 0 | 70 | 0 | 0 | 72 | 0 | 89 | 77 | 0 | 0 |
| R27 | 0 | 71 | 0 | 0 | 75 | 0 | 82 | 74 | 0 | 0 |
| R29 | 0 | 67 | 0 | 0 | 71 | 0 | 78 | 0 | 0 | 0 |
| R32 | 0 | 0 | 0 | 0 | 65 | 0 | 72 | 0 | 0 | 0 |
| R33 | 0 | 0 | 0 | 0 | 0 | 0 | 0 | 78 | 0 | 73 |
| R34 | 0 | 0 | 0 | 0 | 64 | 0 | 76 | 0 | 0 | 0 |

**Table 14 - Noise Contribution from Sources at Feb 2018**

| | Work Site | | | | | | | | | |
|---|---|---|---|---|---|---|---|---|---|---|
| **NSRs** | **S1** | **S2** | **S3** | **S4** | **S5** | **S6** | **S7** | **S8** | **S9** | **S13** |
| R1 | 0 | 0 | 0 | 0 | 0 | 0 | 0 | 0 | 0 | 64 |
| R2 | 0 | 0 | 0 | 0 | 0 | 0 | 0 | 74 | 0 | 71 |
| R6 | 0 | 0 | 0 | 0 | 0 | 0 | 0 | 81 | 0 | 75 |
| R8 | 0 | 0 | 0 | 0 | 0 | 0 | 0 | 80 | 0 | 72 |
| R9 | 0 | 0 | 0 | 0 | 0 | 0 | 72 | 81 | 0 | 70 |
| R10 | 0 | 0 | 0 | 0 | 0 | 0 | 73 | 82 | 0 | 69 |
| R12 | 0 | 0 | 0 | 0 | 0 | 0 | 0 | 89 | 0 | 70 |
| R14 | 0 | 0 | 0 | 0 | 0 | 0 | 77 | 90 | 0 | 69 |
| R16 | 0 | 0 | 0 | 0 | 0 | 0 | 78 | 88 | 0 | 67 |
| R18 | 0 | 0 | 0 | 0 | 0 | 0 | 78 | 84 | 0 | 65 |
| R22 | 0 | 0 | 0 | 0 | 0 | 0 | 80 | 79 | 0 | 0 |
| R23 | 0 | 0 | 0 | 0 | 0 | 0 | 84 | 80 | 0 | 0 |
| R24 | 0 | 0 | 0 | 0 | 0 | 0 | 87 | 79 | 0 | 0 |
| R25 | 0 | 70 | 0 | 0 | 72 | 0 | 89 | 77 | 0 | 0 |
| R27 | 0 | 71 | 0 | 0 | 75 | 0 | 82 | 74 | 0 | 0 |
| R29 | 0 | 67 | 0 | 0 | 71 | 0 | 78 | 0 | 0 | 0 |
| R32 | 0 | 0 | 0 | 0 | 65 | 0 | 72 | 0 | 0 | 0 |
| R33 | 0 | 0 | 0 | 0 | 0 | 0 | 0 | 78 | 0 | 73 |
| R34 | 0 | 0 | 0 | 0 | 64 | 0 | 76 | 0 | 0 | 0 |

**Table 15 - Noise Contribution from Sources at March 2018**

| | Work Site | | | | | | | | | |
|---|---|---|---|---|---|---|---|---|---|---|
| **NSRs** | **S1** | **S2** | **S3** | **S4** | **S5** | **S6** | **S7** | **S8** | **S9** | **S13** |
| R1 | 0 | 0 | 0 | 0 | 0 | 0 | 0 | 0 | 0 | 64 |
| R2 | 0 | 0 | 0 | 0 | 0 | 0 | 0 | 74 | 0 | 71 |
| R6 | 0 | 0 | 0 | 0 | 0 | 0 | 0 | 81 | 0 | 75 |
| R8 | 0 | 0 | 0 | 0 | 0 | 0 | 0 | 80 | 0 | 72 |
| R9 | 0 | 0 | 0 | 0 | 0 | 0 | 72 | 81 | 0 | 70 |
| R10 | 0 | 0 | 0 | 0 | 0 | 0 | 73 | 82 | 0 | 69 |
| R12 | 0 | 0 | 0 | 0 | 0 | 0 | 0 | 89 | 0 | 70 |
| R14 | 0 | 0 | 0 | 0 | 0 | 0 | 77 | 90 | 0 | 69 |
| R16 | 0 | 0 | 0 | 0 | 0 | 0 | 78 | 88 | 0 | 67 |
| R18 | 0 | 0 | 0 | 0 | 0 | 67 | 78 | 84 | 0 | 65 |
| R22 | 0 | 0 | 0 | 0 | 0 | 0 | 80 | 79 | 0 | 0 |
| R23 | 0 | 0 | 0 | 0 | 0 | 0 | 84 | 80 | 0 | 0 |
| R24 | 0 | 0 | 0 | 0 | 0 | 0 | 87 | 79 | 0 | 0 |
| R25 | 0 | 70 | 0 | 0 | 74 | 0 | 89 | 77 | 0 | 0 |
| R27 | 0 | 71 | 0 | 0 | 77 | 84 | 82 | 74 | 0 | 0 |
| R29 | 0 | 67 | 0 | 0 | 73 | 83 | 78 | 0 | 0 | 0 |
| R32 | 0 | 0 | 0 | 0 | 67 | 73 | 72 | 0 | 0 | 0 |
| R33 | 0 | 0 | 0 | 0 | 0 | 0 | 0 | 78 | 0 | 73 |
| R34 | 0 | 0 | 0 | 0 | 66 | 69 | 76 | 0 | 0 | 0 |

**Table 16 - Noise Contribution from Sources at Apr 2018**

| | Work Site | | | | | | | | | |
|---|---|---|---|---|---|---|---|---|---|---|
| **NSRs** | **S1** | **S2** | **S3** | **S4** | **S5** | **S6** | **S7** | **S8** | **S9** | **S13** |
| R1 | 0 | 0 | 0 | 0 | 0 | 0 | 0 | 0 | 0 | 64 |
| R2 | 0 | 0 | 0 | 0 | 0 | 0 | 0 | 74 | 0 | 71 |
| R6 | 0 | 0 | 0 | 0 | 0 | 0 | 0 | 81 | 0 | 75 |
| R8 | 0 | 0 | 0 | 0 | 0 | 0 | 0 | 80 | 0 | 72 |
| R9 | 0 | 0 | 0 | 0 | 0 | 0 | 72 | 81 | 0 | 70 |
| R10 | 0 | 0 | 0 | 0 | 0 | 0 | 73 | 82 | 0 | 69 |
| R12 | 0 | 0 | 0 | 0 | 0 | 0 | 0 | 89 | 0 | 70 |
| R14 | 0 | 0 | 0 | 0 | 0 | 0 | 77 | 90 | 0 | 69 |
| R16 | 0 | 0 | 0 | 0 | 0 | 0 | 78 | 88 | 0 | 67 |
| R18 | 0 | 0 | 0 | 0 | 0 | 67 | 78 | 84 | 0 | 65 |
| R22 | 0 | 0 | 0 | 0 | 0 | 0 | 80 | 79 | 0 | 0 |
| R23 | 0 | 0 | 0 | 0 | 0 | 0 | 84 | 80 | 0 | 0 |
| R24 | 0 | 0 | 0 | 0 | 0 | 0 | 87 | 79 | 0 | 0 |
| R25 | 0 | 70 | 0 | 0 | 74 | 0 | 89 | 77 | 0 | 0 |
| R27 | 0 | 71 | 0 | 0 | 77 | 84 | 82 | 74 | 0 | 0 |
| R29 | 0 | 67 | 0 | 0 | 73 | 83 | 78 | 0 | 0 | 0 |
| R32 | 0 | 0 | 0 | 0 | 67 | 73 | 72 | 0 | 0 | 0 |
| R33 | 0 | 0 | 0 | 0 | 0 | 0 | 0 | 78 | 0 | 73 |
| R34 | 0 | 0 | 0 | 0 | 66 | 69 | 76 | 0 | 0 | 0 |

**Table 17 - Noise Contribution from Sources at May 2018**

| | Work Site | | | | | | | | | |
|---|---|---|---|---|---|---|---|---|---|---|
| **NSRs** | **S1** | **S2** | **S3** | **S4** | **S5** | **S6** | **S7** | **S8** | **S9** | **S13** |
| R1 | 0 | 0 | 0 | 0 | 0 | 0 | 0 | 0 | 0 | 64 |
| R2 | 0 | 0 | 0 | 0 | 0 | 0 | 0 | 74 | 0 | 71 |
| R6 | 0 | 0 | 0 | 0 | 0 | 0 | 0 | 81 | 0 | 75 |
| R8 | 0 | 0 | 0 | 0 | 0 | 0 | 0 | 80 | 0 | 72 |
| R9 | 0 | 0 | 0 | 0 | 0 | 0 | 72 | 81 | 0 | 70 |
| R10 | 0 | 0 | 0 | 0 | 0 | 0 | 73 | 82 | 0 | 69 |
| R12 | 0 | 0 | 0 | 0 | 0 | 0 | 0 | 89 | 0 | 70 |
| R14 | 0 | 0 | 0 | 0 | 0 | 0 | 77 | 90 | 0 | 69 |
| R16 | 0 | 0 | 0 | 0 | 0 | 0 | 78 | 88 | 0 | 67 |
| R18 | 0 | 0 | 0 | 0 | 0 | 67 | 78 | 84 | 0 | 65 |
| R22 | 0 | 0 | 0 | 0 | 0 | 0 | 80 | 79 | 0 | 0 |
| R23 | 0 | 0 | 0 | 0 | 0 | 0 | 84 | 80 | 0 | 0 |
| R24 | 0 | 0 | 0 | 0 | 0 | 0 | 87 | 79 | 0 | 0 |
| R25 | 0 | 70 | 0 | 0 | 74 | 0 | 89 | 77 | 0 | 0 |
| R27 | 0 | 71 | 0 | 0 | 77 | 84 | 82 | 74 | 0 | 0 |
| R29 | 0 | 67 | 0 | 0 | 73 | 83 | 78 | 0 | 0 | 0 |
| R32 | 0 | 0 | 0 | 0 | 67 | 73 | 72 | 0 | 0 | 0 |
| R33 | 0 | 0 | 0 | 0 | 0 | 0 | 0 | 78 | 0 | 73 |
| R34 | 0 | 0 | 0 | 0 | 66 | 69 | 76 | 0 | 0 | 0 |

**Table 18 - Noise Contribution from Sources at Jun 2018**

| | Work Site | | | | | | | | | |
|---|---|---|---|---|---|---|---|---|---|---|
| **NSRs** | **S1** | **S2** | **S3** | **S4** | **S5** | **S6** | **S7** | **S8** | **S9** | **S13** |
| R1 | 0 | 0 | 0 | 0 | 0 | 0 | 0 | 0 | 62 | 64 |
| R2 | 0 | 0 | 0 | 0 | 0 | 0 | 0 | 62 | 71 | 71 |
| R6 | 0 | 0 | 0 | 0 | 0 | 0 | 0 | 69 | 75 | 75 |
| R8 | 0 | 0 | 0 | 0 | 0 | 0 | 0 | 68 | 70 | 72 |
| R9 | 0 | 0 | 0 | 0 | 0 | 0 | 61 | 69 | 68 | 70 |
| R10 | 0 | 0 | 0 | 0 | 0 | 0 | 62 | 70 | 66 | 69 |
| R12 | 0 | 0 | 0 | 0 | 0 | 0 | 0 | 77 | 67 | 70 |
| R14 | 0 | 0 | 0 | 0 | 0 | 0 | 66 | 78 | 65 | 69 |
| R16 | 0 | 0 | 0 | 0 | 0 | 0 | 67 | 76 | 63 | 67 |
| R18 | 0 | 0 | 0 | 0 | 0 | 67 | 67 | 72 | 62 | 65 |
| R22 | 0 | 0 | 0 | 0 | 0 | 0 | 68 | 67 | 0 | 0 |
| R23 | 0 | 0 | 0 | 0 | 0 | 0 | 72 | 68 | 0 | 0 |
| R24 | 0 | 0 | 0 | 0 | 0 | 0 | 76 | 68 | 0 | 0 |
| R25 | 0 | 70 | 0 | 0 | 0 | 0 | 77 | 65 | 0 | 0 |
| R27 | 0 | 71 | 0 | 0 | 0 | 84 | 71 | 62 | 0 | 0 |
| R29 | 0 | 67 | 0 | 0 | 0 | 83 | 67 | 0 | 0 | 0 |
| R32 | 0 | 0 | 0 | 0 | 0 | 73 | 61 | 0 | 0 | 0 |
| R33 | 0 | 0 | 0 | 0 | 0 | 0 | 0 | 66 | 73 | 73 |
| R34 | 0 | 0 | 0 | 0 | 0 | 69 | 65 | 0 | 0 | 0 |

**Prjject :** Cross Bay Link - Tseung Kwan O
**Title :** Monthly Contribution (Unmitigated Scenario)
**Subtitle :** CBL (Unmitigated)

**Table 19 - Noise Contribution from Sources at Jul 2018**

| | Work Site | | | | | | | | | |
|---|---|---|---|---|---|---|---|---|---|---|
| **NSRs** | **S1** | **S2** | **S3** | **S4** | **S5** | **S6** | **S7** | **S8** | **S9** | **S13** |
| R1 | 0 | 0 | 0 | 0 | 0 | 0 | 0 | 0 | 62 | 64 |
| R2 | 0 | 0 | 0 | 0 | 0 | 0 | 0 | 62 | 71 | 71 |
| R6 | 0 | 0 | 0 | 0 | 0 | 0 | 0 | 69 | 75 | 75 |
| R8 | 0 | 0 | 0 | 0 | 0 | 0 | 0 | 68 | 70 | 72 |
| R9 | 0 | 0 | 0 | 0 | 0 | 0 | 61 | 69 | 68 | 70 |
| R10 | 0 | 0 | 0 | 0 | 0 | 0 | 62 | 70 | 66 | 69 |
| R12 | 0 | 0 | 0 | 0 | 0 | 0 | 0 | 77 | 67 | 70 |
| R14 | 0 | 0 | 0 | 0 | 0 | 0 | 66 | 78 | 65 | 69 |
| R16 | 0 | 0 | 0 | 0 | 0 | 0 | 67 | 76 | 63 | 67 |
| R18 | 0 | 0 | 0 | 0 | 0 | 65 | 67 | 72 | 62 | 65 |
| R22 | 0 | 0 | 0 | 0 | 0 | 0 | 68 | 67 | 0 | 0 |
| R23 | 0 | 0 | 0 | 0 | 0 | 0 | 72 | 68 | 0 | 0 |
| R24 | 0 | 0 | 0 | 0 | 0 | 0 | 76 | 68 | 0 | 0 |
| R25 | 0 | 70 | 0 | 0 | 0 | 0 | 77 | 65 | 0 | 0 |
| R27 | 0 | 71 | 0 | 0 | 0 | 82 | 71 | 62 | 0 | 0 |
| R29 | 0 | 67 | 0 | 0 | 0 | 81 | 67 | 0 | 0 | 0 |
| R32 | 0 | 0 | 0 | 0 | 0 | 70 | 61 | 0 | 0 | 0 |
| R33 | 0 | 0 | 0 | 0 | 0 | 0 | 0 | 66 | 73 | 73 |
| R34 | 0 | 0 | 0 | 0 | 0 | 67 | 65 | 0 | 0 | 0 |

**Table 20 - Noise Contribution from Sources at Aug 2018**

| | Work Site | | | | | | | | | |
|---|---|---|---|---|---|---|---|---|---|---|
| **NSRs** | **S1** | **S2** | **S3** | **S4** | **S5** | **S6** | **S7** | **S8** | **S9** | **S13** |
| R1 | 0 | 0 | 0 | 0 | 0 | 0 | 0 | 0 | 62 | 64 |
| R2 | 0 | 0 | 0 | 0 | 0 | 0 | 0 | 62 | 71 | 71 |
| R6 | 0 | 0 | 0 | 0 | 0 | 0 | 0 | 69 | 75 | 75 |
| R8 | 0 | 0 | 0 | 0 | 0 | 0 | 0 | 68 | 70 | 72 |
| R9 | 0 | 0 | 0 | 0 | 0 | 0 | 61 | 69 | 68 | 70 |
| R10 | 0 | 0 | 0 | 0 | 0 | 0 | 62 | 70 | 66 | 69 |
| R12 | 0 | 0 | 0 | 0 | 0 | 0 | 0 | 77 | 67 | 70 |
| R14 | 0 | 0 | 0 | 0 | 0 | 0 | 66 | 78 | 65 | 69 |
| R16 | 0 | 0 | 0 | 0 | 0 | 0 | 67 | 76 | 63 | 67 |
| R18 | 0 | 0 | 0 | 0 | 0 | 65 | 67 | 72 | 62 | 65 |
| R22 | 0 | 0 | 0 | 0 | 0 | 0 | 68 | 67 | 0 | 0 |
| R23 | 0 | 0 | 0 | 0 | 0 | 0 | 72 | 68 | 0 | 0 |
| R24 | 0 | 0 | 0 | 0 | 0 | 0 | 76 | 68 | 0 | 0 |
| R25 | 0 | 69 | 0 | 0 | 0 | 0 | 77 | 65 | 0 | 0 |
| R27 | 0 | 70 | 0 | 0 | 0 | 82 | 71 | 62 | 0 | 0 |
| R29 | 0 | 67 | 0 | 0 | 0 | 81 | 67 | 0 | 0 | 0 |
| R32 | 0 | 0 | 0 | 0 | 0 | 70 | 61 | 0 | 0 | 0 |
| R33 | 0 | 0 | 0 | 0 | 0 | 0 | 0 | 66 | 73 | 73 |
| R34 | 0 | 0 | 0 | 0 | 0 | 67 | 65 | 0 | 0 | 0 |

**Table 21 - Noise Contribution from Sources at Sept 2018**

| | Work Site | | | | | | | | | |
|---|---|---|---|---|---|---|---|---|---|---|
| **NSRs** | **S1** | **S2** | **S3** | **S4** | **S5** | **S6** | **S7** | **S8** | **S9** | **S13** |
| R1 | 0 | 0 | 0 | 0 | 0 | 0 | 0 | 0 | 62 | 64 |
| R2 | 0 | 0 | 0 | 0 | 0 | 0 | 0 | 62 | 71 | 71 |
| R6 | 0 | 0 | 0 | 0 | 0 | 0 | 0 | 69 | 75 | 75 |
| R8 | 0 | 0 | 0 | 0 | 0 | 0 | 0 | 68 | 70 | 72 |
| R9 | 0 | 0 | 0 | 0 | 0 | 0 | 61 | 69 | 68 | 70 |
| R10 | 0 | 0 | 0 | 0 | 0 | 0 | 62 | 70 | 66 | 69 |
| R12 | 0 | 0 | 0 | 0 | 0 | 0 | 0 | 77 | 67 | 70 |
| R14 | 0 | 0 | 0 | 0 | 0 | 0 | 66 | 78 | 65 | 69 |
| R16 | 0 | 0 | 0 | 0 | 0 | 0 | 67 | 76 | 63 | 67 |
| R18 | 0 | 0 | 0 | 0 | 0 | 65 | 67 | 72 | 62 | 65 |
| R22 | 0 | 0 | 0 | 0 | 0 | 0 | 68 | 67 | 0 | 0 |
| R23 | 0 | 0 | 0 | 0 | 0 | 0 | 72 | 68 | 0 | 0 |
| R24 | 0 | 0 | 0 | 0 | 0 | 0 | 76 | 68 | 0 | 0 |
| R25 | 0 | 69 | 0 | 0 | 0 | 0 | 77 | 65 | 0 | 0 |
| R27 | 0 | 70 | 0 | 0 | 0 | 82 | 71 | 62 | 0 | 0 |
| R29 | 0 | 67 | 0 | 0 | 0 | 81 | 67 | 0 | 0 | 0 |
| R32 | 0 | 0 | 0 | 0 | 0 | 70 | 61 | 0 | 0 | 0 |
| R33 | 0 | 0 | 0 | 0 | 0 | 0 | 0 | 66 | 73 | 73 |
| R34 | 0 | 0 | 0 | 0 | 0 | 67 | 65 | 0 | 0 | 0 |

**Table 22 - Noise Contribution from Sources at Oct 2018**

| | Work Site | | | | | | | | | |
|---|---|---|---|---|---|---|---|---|---|---|
| **NSRs** | **S1** | **S2** | **S3** | **S4** | **S5** | **S6** | **S7** | **S8** | **S9** | **S13** |
| R1 | 0 | 0 | 0 | 0 | 0 | 0 | 0 | 0 | 66 | 64 |
| R2 | 0 | 0 | 0 | 0 | 0 | 0 | 0 | 66 | 75 | 71 |
| R6 | 0 | 0 | 0 | 0 | 0 | 0 | 0 | 73 | 79 | 75 |
| R8 | 0 | 0 | 0 | 0 | 0 | 0 | 0 | 73 | 74 | 72 |
| R9 | 0 | 0 | 0 | 0 | 0 | 0 | 65 | 73 | 72 | 70 |
| R10 | 0 | 0 | 0 | 0 | 0 | 0 | 66 | 74 | 70 | 69 |
| R12 | 0 | 0 | 0 | 0 | 0 | 0 | 0 | 81 | 71 | 70 |
| R14 | 0 | 0 | 0 | 0 | 0 | 0 | 70 | 82 | 69 | 69 |
| R16 | 0 | 0 | 0 | 0 | 0 | 0 | 71 | 80 | 67 | 67 |
| R18 | 0 | 0 | 0 | 0 | 0 | 65 | 71 | 76 | 66 | 65 |
| R22 | 0 | 0 | 0 | 0 | 0 | 0 | 73 | 71 | 0 | 0 |
| R23 | 0 | 0 | 0 | 0 | 0 | 0 | 76 | 72 | 0 | 0 |
| R24 | 0 | 0 | 0 | 0 | 0 | 0 | 80 | 72 | 0 | 0 |
| R25 | 0 | 69 | 0 | 0 | 0 | 0 | 81 | 69 | 0 | 0 |
| R27 | 0 | 70 | 0 | 0 | 0 | 82 | 75 | 66 | 0 | 0 |
| R29 | 0 | 67 | 0 | 0 | 0 | 81 | 71 | 0 | 0 | 0 |
| R32 | 0 | 0 | 0 | 0 | 0 | 70 | 65 | 0 | 0 | 0 |
| R33 | 0 | 0 | 0 | 0 | 0 | 0 | 0 | 70 | 77 | 73 |
| R34 | 0 | 0 | 0 | 0 | 0 | 67 | 69 | 0 | 0 | 0 |

**Table 23 - Noise Contribution from Sources at Nov 2018**

| | Work Site | | | | | | | | | |
|---|---|---|---|---|---|---|---|---|---|---|
| **NSRs** | **S1** | **S2** | **S3** | **S4** | **S5** | **S6** | **S7** | **S8** | **S9** | **S13** |
| R1 | 0 | 0 | 0 | 0 | 0 | 0 | 0 | 0 | 66 | 64 |
| R2 | 0 | 0 | 0 | 0 | 0 | 0 | 0 | 66 | 75 | 71 |
| R6 | 0 | 0 | 0 | 0 | 0 | 0 | 0 | 73 | 79 | 75 |
| R8 | 0 | 0 | 0 | 0 | 0 | 0 | 0 | 73 | 74 | 72 |
| R9 | 0 | 0 | 0 | 0 | 0 | 0 | 65 | 73 | 72 | 70 |
| R10 | 0 | 0 | 0 | 0 | 0 | 0 | 66 | 74 | 70 | 69 |
| R12 | 0 | 0 | 0 | 0 | 0 | 0 | 0 | 81 | 71 | 70 |
| R14 | 0 | 0 | 0 | 0 | 0 | 0 | 70 | 82 | 69 | 69 |
| R16 | 0 | 0 | 0 | 0 | 0 | 0 | 71 | 80 | 67 | 67 |
| R18 | 0 | 0 | 0 | 0 | 0 | 0 | 71 | 76 | 66 | 65 |
| R22 | 0 | 0 | 0 | 0 | 0 | 0 | 73 | 71 | 0 | 0 |
| R23 | 0 | 0 | 0 | 0 | 0 | 0 | 76 | 72 | 0 | 0 |
| R24 | 0 | 0 | 0 | 0 | 0 | 0 | 80 | 72 | 0 | 0 |
| R25 | 0 | 69 | 0 | 0 | 0 | 0 | 81 | 69 | 0 | 0 |
| R27 | 0 | 70 | 0 | 0 | 0 | 0 | 75 | 66 | 0 | 0 |
| R29 | 0 | 67 | 0 | 0 | 0 | 0 | 71 | 0 | 0 | 0 |
| R32 | 0 | 0 | 0 | 0 | 0 | 0 | 65 | 0 | 0 | 0 |
| R33 | 0 | 0 | 0 | 0 | 0 | 0 | 0 | 70 | 77 | 73 |
| R34 | 0 | 0 | 0 | 0 | 0 | 0 | 69 | 0 | 0 | 0 |

**Table 24 - Noise Contribution from Sources at Dec 2018**

| | Work Site | | | | | | | | | |
|---|---|---|---|---|---|---|---|---|---|---|
| **NSRs** | **S1** | **S2** | **S3** | **S4** | **S5** | **S6** | **S7** | **S8** | **S9** | **S13** |
| R1 | 0 | 0 | 0 | 0 | 0 | 0 | 0 | 0 | 66 | 64 |
| R2 | 0 | 0 | 0 | 0 | 0 | 0 | 0 | 66 | 75 | 71 |
| R6 | 0 | 0 | 0 | 0 | 0 | 0 | 0 | 73 | 79 | 75 |
| R8 | 0 | 0 | 0 | 0 | 0 | 0 | 0 | 73 | 74 | 72 |
| R9 | 0 | 0 | 0 | 0 | 0 | 0 | 65 | 73 | 72 | 70 |
| R10 | 0 | 0 | 0 | 0 | 0 | 0 | 66 | 74 | 70 | 69 |
| R12 | 0 | 0 | 0 | 0 | 0 | 0 | 0 | 81 | 71 | 70 |
| R14 | 0 | 0 | 0 | 0 | 0 | 0 | 70 | 82 | 69 | 69 |
| R16 | 0 | 0 | 0 | 0 | 0 | 0 | 71 | 80 | 67 | 67 |
| R18 | 0 | 0 | 0 | 0 | 0 | 0 | 71 | 76 | 66 | 65 |
| R22 | 0 | 0 | 0 | 0 | 0 | 0 | 73 | 71 | 0 | 0 |
| R23 | 0 | 0 | 0 | 0 | 0 | 0 | 76 | 72 | 0 | 0 |
| R24 | 0 | 0 | 0 | 0 | 0 | 0 | 80 | 72 | 0 | 0 |
| R25 | 0 | 69 | 0 | 0 | 0 | 0 | 81 | 69 | 0 | 0 |
| R27 | 0 | 70 | 0 | 0 | 0 | 0 | 75 | 66 | 0 | 0 |
| R29 | 0 | 67 | 0 | 0 | 0 | 0 | 71 | 0 | 0 | 0 |
| R32 | 0 | 0 | 0 | 0 | 0 | 0 | 65 | 0 | 0 | 0 |
| R33 | 0 | 0 | 0 | 0 | 0 | 0 | 0 | 70 | 77 | 73 |
| R34 | 0 | 0 | 0 | 0 | 0 | 0 | 69 | 0 | 0 | 0 |

**Prject :** Cross Bay Link - Tseung Kwan O
**Title :** Monthly Contribution (Unmitigated Scenario)
**Subtitle :** CBL (Unmitigated)

**Table 25 - Noise Contribution from Sources at Jan 2019**

| | Work Site | | | | | | | | | |
|---|---|---|---|---|---|---|---|---|---|---|
| **NSRs** | **S1** | **S2** | **S3** | **S4** | **S5** | **S6** | **S7** | **S8** | **S9** | **S13** |
| R1 | 0 | 0 | 0 | 0 | 0 | 0 | 0 | 0 | 66 | 64 |
| R2 | 0 | 0 | 0 | 0 | 0 | 0 | 0 | 66 | 75 | 71 |
| R6 | 0 | 0 | 0 | 0 | 0 | 0 | 0 | 73 | 79 | 75 |
| R8 | 0 | 0 | 0 | 0 | 0 | 0 | 0 | 73 | 74 | 72 |
| R9 | 0 | 0 | 0 | 0 | 0 | 0 | 65 | 73 | 72 | 70 |
| R10 | 0 | 0 | 0 | 0 | 0 | 0 | 66 | 74 | 70 | 69 |
| R12 | 0 | 0 | 0 | 0 | 0 | 0 | 0 | 81 | 71 | 70 |
| R14 | 0 | 0 | 0 | 0 | 0 | 0 | 70 | 82 | 69 | 69 |
| R16 | 0 | 0 | 0 | 0 | 0 | 0 | 71 | 80 | 67 | 67 |
| R18 | 0 | 0 | 0 | 0 | 0 | 0 | 71 | 76 | 66 | 65 |
| R22 | 0 | 0 | 0 | 0 | 0 | 0 | 73 | 71 | 0 | 0 |
| R23 | 0 | 0 | 0 | 0 | 0 | 0 | 76 | 72 | 0 | 0 |
| R24 | 0 | 0 | 0 | 0 | 0 | 0 | 80 | 72 | 0 | 0 |
| R25 | 0 | 69 | 0 | 0 | 0 | 0 | 81 | 69 | 0 | 0 |
| R27 | 0 | 70 | 0 | 0 | 0 | 0 | 75 | 66 | 0 | 0 |
| R29 | 0 | 67 | 0 | 0 | 0 | 0 | 71 | 0 | 0 | 0 |
| R32 | 0 | 0 | 0 | 0 | 0 | 0 | 65 | 0 | 0 | 0 |
| R33 | 0 | 0 | 0 | 0 | 0 | 0 | 0 | 70 | 77 | 73 |
| R34 | 0 | 0 | 0 | 0 | 0 | 0 | 69 | 0 | 0 | 0 |

**Table 26 - Noise Contribution from Sources at Feb 2019**

| | Work Site | | | | | | | | | |
|---|---|---|---|---|---|---|---|---|---|---|
| **NSRs** | **S1** | **S2** | **S3** | **S4** | **S5** | **S6** | **S7** | **S8** | **S9** | **S13** |
| R1 | 0 | 0 | 0 | 0 | 0 | 0 | 0 | 0 | 66 | 64 |
| R2 | 0 | 0 | 0 | 0 | 0 | 0 | 0 | 66 | 75 | 71 |
| R6 | 0 | 0 | 0 | 0 | 0 | 0 | 0 | 73 | 79 | 75 |
| R8 | 0 | 0 | 0 | 0 | 0 | 0 | 0 | 73 | 74 | 72 |
| R9 | 0 | 0 | 0 | 0 | 0 | 0 | 65 | 73 | 72 | 70 |
| R10 | 0 | 0 | 0 | 0 | 0 | 0 | 66 | 74 | 70 | 69 |
| R12 | 0 | 0 | 0 | 0 | 0 | 0 | 0 | 81 | 71 | 70 |
| R14 | 0 | 0 | 0 | 0 | 0 | 0 | 70 | 82 | 69 | 69 |
| R16 | 0 | 0 | 0 | 0 | 0 | 0 | 71 | 80 | 67 | 67 |
| R18 | 0 | 0 | 0 | 0 | 0 | 0 | 71 | 76 | 66 | 65 |
| R22 | 0 | 0 | 0 | 0 | 0 | 0 | 73 | 71 | 0 | 0 |
| R23 | 0 | 0 | 0 | 0 | 0 | 0 | 76 | 72 | 0 | 0 |
| R24 | 0 | 0 | 0 | 0 | 0 | 0 | 80 | 72 | 0 | 0 |
| R25 | 0 | 69 | 0 | 0 | 0 | 0 | 81 | 69 | 0 | 0 |
| R27 | 0 | 70 | 0 | 0 | 0 | 0 | 75 | 66 | 0 | 0 |
| R29 | 0 | 67 | 0 | 0 | 0 | 0 | 71 | 0 | 0 | 0 |
| R32 | 0 | 0 | 0 | 0 | 0 | 0 | 65 | 0 | 0 | 0 |
| R33 | 0 | 0 | 0 | 0 | 0 | 0 | 0 | 70 | 77 | 73 |
| R34 | 0 | 0 | 0 | 0 | 0 | 0 | 69 | 0 | 0 | 0 |

**Table 27 - Noise Contribution from Sources at March 2019**

| | Work Site | | | | | | | | | |
|---|---|---|---|---|---|---|---|---|---|---|
| **NSRs** | **S1** | **S2** | **S3** | **S4** | **S5** | **S6** | **S7** | **S8** | **S9** | **S13** |
| R1 | 0 | 0 | 0 | 0 | 0 | 0 | 0 | 0 | 66 | 64 |
| R2 | 0 | 0 | 0 | 0 | 0 | 0 | 0 | 66 | 75 | 71 |
| R6 | 0 | 0 | 0 | 0 | 0 | 0 | 0 | 73 | 79 | 75 |
| R8 | 0 | 0 | 0 | 0 | 0 | 0 | 0 | 73 | 74 | 72 |
| R9 | 0 | 0 | 0 | 0 | 0 | 0 | 65 | 73 | 72 | 70 |
| R10 | 0 | 0 | 0 | 0 | 0 | 0 | 66 | 74 | 70 | 69 |
| R12 | 0 | 0 | 0 | 0 | 0 | 0 | 0 | 81 | 71 | 70 |
| R14 | 0 | 0 | 0 | 0 | 0 | 0 | 70 | 82 | 69 | 69 |
| R16 | 0 | 0 | 0 | 0 | 0 | 0 | 71 | 80 | 67 | 67 |
| R18 | 0 | 0 | 0 | 0 | 0 | 0 | 71 | 76 | 66 | 65 |
| R22 | 0 | 0 | 0 | 0 | 0 | 0 | 73 | 71 | 0 | 0 |
| R23 | 0 | 0 | 0 | 0 | 0 | 0 | 76 | 72 | 0 | 0 |
| R24 | 0 | 0 | 0 | 0 | 0 | 0 | 80 | 72 | 0 | 0 |
| R25 | 0 | 69 | 0 | 0 | 0 | 0 | 81 | 69 | 0 | 0 |
| R27 | 0 | 70 | 0 | 0 | 0 | 0 | 75 | 66 | 0 | 0 |
| R29 | 0 | 67 | 0 | 0 | 0 | 0 | 71 | 0 | 0 | 0 |
| R32 | 0 | 0 | 0 | 0 | 0 | 0 | 65 | 0 | 0 | 0 |
| R33 | 0 | 0 | 0 | 0 | 0 | 0 | 0 | 70 | 77 | 73 |
| R34 | 0 | 0 | 0 | 0 | 0 | 0 | 69 | 0 | 0 | 0 |

**Table 28 - Noise Contribution from Sources at Apr 2019**

| | Work Site | | | | | | | | | |
|---|---|---|---|---|---|---|---|---|---|---|
| **NSRs** | **S1** | **S2** | **S3** | **S4** | **S5** | **S6** | **S7** | **S8** | **S9** | **S13** |
| R1 | 0 | 0 | 0 | 0 | 0 | 0 | 0 | 0 | 62 | 64 |
| R2 | 0 | 0 | 0 | 0 | 0 | 0 | 0 | 62 | 71 | 71 |
| R6 | 0 | 0 | 0 | 0 | 0 | 0 | 0 | 69 | 75 | 75 |
| R8 | 0 | 0 | 0 | 0 | 0 | 0 | 0 | 69 | 70 | 72 |
| R9 | 0 | 0 | 0 | 0 | 0 | 0 | 61 | 69 | 68 | 70 |
| R10 | 0 | 0 | 0 | 0 | 0 | 0 | 62 | 70 | 66 | 69 |
| R12 | 0 | 0 | 0 | 0 | 0 | 0 | 0 | 77 | 67 | 70 |
| R14 | 0 | 0 | 0 | 0 | 0 | 0 | 66 | 78 | 65 | 69 |
| R16 | 0 | 0 | 0 | 0 | 0 | 0 | 67 | 76 | 63 | 67 |
| R18 | 0 | 0 | 0 | 0 | 0 | 0 | 67 | 72 | 62 | 65 |
| R22 | 0 | 0 | 0 | 0 | 0 | 0 | 69 | 67 | 0 | 0 |
| R23 | 0 | 0 | 0 | 0 | 0 | 0 | 72 | 68 | 0 | 0 |
| R24 | 0 | 0 | 0 | 0 | 0 | 0 | 76 | 68 | 0 | 0 |
| R25 | 0 | 0 | 0 | 0 | 0 | 0 | 77 | 65 | 0 | 0 |
| R27 | 0 | 0 | 0 | 0 | 0 | 0 | 71 | 62 | 0 | 0 |
| R29 | 0 | 0 | 0 | 0 | 0 | 0 | 67 | 0 | 0 | 0 |
| R32 | 0 | 0 | 0 | 0 | 0 | 0 | 61 | 0 | 0 | 0 |
| R33 | 0 | 0 | 0 | 0 | 0 | 0 | 0 | 66 | 73 | 73 |
| R34 | 0 | 0 | 0 | 0 | 0 | 0 | 65 | 0 | 0 | 0 |

**Table 29 - Noise Contribution from Sources at May 2019**

| | Work Site | | | | | | | | | |
|---|---|---|---|---|---|---|---|---|---|---|
| **NSRs** | **S1** | **S2** | **S3** | **S4** | **S5** | **S6** | **S7** | **S8** | **S9** | **S13** |
| R1 | 0 | 0 | 0 | 0 | 0 | 0 | 0 | 0 | 63 | 64 |
| R2 | 0 | 0 | 0 | 0 | 0 | 0 | 0 | 69 | 72 | 71 |
| R6 | 0 | 0 | 0 | 0 | 0 | 0 | 0 | 75 | 75 | 75 |
| R8 | 0 | 0 | 0 | 0 | 0 | 0 | 0 | 75 | 70 | 72 |
| R9 | 0 | 0 | 0 | 0 | 0 | 0 | 67 | 76 | 68 | 70 |
| R10 | 0 | 0 | 0 | 0 | 0 | 0 | 68 | 77 | 67 | 69 |
| R12 | 0 | 0 | 0 | 0 | 0 | 0 | 0 | 84 | 68 | 70 |
| R14 | 0 | 0 | 0 | 0 | 0 | 0 | 72 | 85 | 66 | 69 |
| R16 | 0 | 0 | 0 | 0 | 0 | 0 | 73 | 82 | 64 | 67 |
| R18 | 0 | 0 | 0 | 0 | 0 | 71 | 74 | 78 | 63 | 65 |
| R22 | 0 | 0 | 0 | 0 | 0 | 0 | 75 | 74 | 0 | 0 |
| R23 | 0 | 0 | 0 | 0 | 0 | 0 | 79 | 74 | 0 | 0 |
| R24 | 0 | 0 | 0 | 0 | 0 | 0 | 82 | 74 | 0 | 0 |
| R25 | 0 | 73 | 0 | 0 | 78 | 0 | 84 | 72 | 0 | 0 |
| R27 | 0 | 74 | 0 | 0 | 81 | 88 | 77 | 69 | 0 | 0 |
| R29 | 0 | 70 | 0 | 0 | 77 | 87 | 73 | 0 | 0 | 0 |
| R32 | 0 | 0 | 0 | 0 | 71 | 76 | 68 | 0 | 0 | 0 |
| R33 | 0 | 0 | 0 | 0 | 0 | 0 | 0 | 73 | 73 | 73 |
| R34 | 0 | 0 | 0 | 0 | 70 | 72 | 72 | 0 | 0 | 0 |

**Table 30 - Noise Contribution from Sources at Jun 2019**

| | Work Site | | | | | | | | | |
|---|---|---|---|---|---|---|---|---|---|---|
| **NSRs** | **S1** | **S2** | **S3** | **S4** | **S5** | **S6** | **S7** | **S8** | **S9** | **S13** |
| R1 | 0 | 0 | 0 | 0 | 0 | 0 | 0 | 0 | 63 | 64 |
| R2 | 0 | 0 | 0 | 0 | 0 | 0 | 0 | 69 | 72 | 71 |
| R6 | 0 | 0 | 0 | 0 | 0 | 0 | 0 | 75 | 75 | 75 |
| R8 | 0 | 0 | 0 | 0 | 0 | 0 | 0 | 75 | 70 | 72 |
| R9 | 0 | 0 | 0 | 0 | 0 | 0 | 67 | 76 | 68 | 70 |
| R10 | 0 | 0 | 0 | 0 | 0 | 0 | 68 | 77 | 67 | 69 |
| R12 | 0 | 0 | 0 | 0 | 0 | 0 | 0 | 84 | 68 | 70 |
| R14 | 0 | 0 | 0 | 0 | 0 | 0 | 72 | 85 | 66 | 69 |
| R16 | 0 | 0 | 0 | 0 | 0 | 0 | 73 | 82 | 64 | 67 |
| R18 | 0 | 0 | 0 | 0 | 0 | 71 | 74 | 78 | 63 | 65 |
| R22 | 0 | 0 | 0 | 0 | 0 | 0 | 75 | 74 | 0 | 0 |
| R23 | 0 | 0 | 0 | 0 | 0 | 0 | 79 | 74 | 0 | 0 |
| R24 | 0 | 0 | 0 | 0 | 0 | 0 | 82 | 74 | 0 | 0 |
| R25 | 0 | 73 | 0 | 0 | 78 | 0 | 84 | 72 | 0 | 0 |
| R27 | 0 | 74 | 0 | 0 | 81 | 88 | 77 | 69 | 0 | 0 |
| R29 | 0 | 70 | 0 | 0 | 77 | 87 | 73 | 0 | 0 | 0 |
| R32 | 0 | 0 | 0 | 0 | 71 | 76 | 68 | 0 | 0 | 0 |
| R33 | 0 | 0 | 0 | 0 | 0 | 0 | 0 | 73 | 73 | 73 |
| R34 | 0 | 0 | 0 | 0 | 70 | 72 | 72 | 0 | 0 | 0 |

**Prjct :** Cross Bay Link - Tseung Kwan O
**Title :** Monthly Contribution (Unmitigated Scenario)
**Subtitle :** CBL (Unmitigated)

**Table 31 - Noise Contribution from Sources at Jul 2019**

| | Work Site | | | | | | | | | |
|---|---|---|---|---|---|---|---|---|---|---|
| **NSRs** | **S1** | **S2** | **S3** | **S4** | **S5** | **S6** | **S7** | **S8** | **S9** | **S13** |
| R1 | 0 | 0 | 0 | 0 | 0 | 0 | 0 | 0 | 63 | 64 |
| R2 | 0 | 0 | 0 | 0 | 0 | 0 | 0 | 69 | 72 | 71 |
| R6 | 0 | 0 | 0 | 0 | 0 | 0 | 0 | 75 | 75 | 75 |
| R8 | 0 | 0 | 0 | 0 | 0 | 0 | 0 | 75 | 70 | 72 |
| R9 | 0 | 0 | 0 | 0 | 0 | 0 | 67 | 76 | 68 | 70 |
| R10 | 0 | 0 | 0 | 0 | 0 | 0 | 68 | 77 | 67 | 69 |
| R12 | 0 | 0 | 0 | 0 | 0 | 0 | 0 | 84 | 68 | 70 |
| R14 | 0 | 0 | 0 | 0 | 0 | 0 | 72 | 85 | 66 | 69 |
| R16 | 0 | 0 | 0 | 0 | 0 | 0 | 73 | 82 | 64 | 67 |
| R18 | 0 | 0 | 0 | 0 | 0 | 71 | 74 | 78 | 63 | 65 |
| R22 | 0 | 0 | 0 | 0 | 0 | 0 | 75 | 74 | 0 | 0 |
| R23 | 0 | 0 | 0 | 0 | 0 | 0 | 79 | 74 | 0 | 0 |
| R24 | 0 | 0 | 0 | 0 | 0 | 0 | 82 | 74 | 0 | 0 |
| R25 | 0 | 73 | 0 | 0 | 78 | 0 | 84 | 72 | 0 | 0 |
| R27 | 0 | 74 | 0 | 0 | 81 | 88 | 77 | 69 | 0 | 0 |
| R29 | 0 | 70 | 0 | 0 | 77 | 87 | 73 | 0 | 0 | 0 |
| R32 | 0 | 0 | 0 | 0 | 71 | 76 | 68 | 0 | 0 | 0 |
| R33 | 0 | 0 | 0 | 0 | 0 | 0 | 0 | 73 | 73 | 73 |
| R34 | 0 | 0 | 0 | 0 | 70 | 72 | 72 | 0 | 0 | 0 |

**Table 32 - Noise Contribution from Sources at Aug 2019**

| | Work Site | | | | | | | | | |
|---|---|---|---|---|---|---|---|---|---|---|
| **NSRs** | **S1** | **S2** | **S3** | **S4** | **S5** | **S6** | **S7** | **S8** | **S9** | **S13** |
| R1 | 0 | 0 | 0 | 0 | 0 | 0 | 0 | 0 | 63 | 64 |
| R2 | 0 | 0 | 0 | 0 | 0 | 0 | 0 | 69 | 72 | 71 |
| R6 | 0 | 0 | 0 | 0 | 0 | 0 | 0 | 75 | 75 | 75 |
| R8 | 0 | 0 | 0 | 0 | 0 | 0 | 0 | 75 | 70 | 72 |
| R9 | 0 | 0 | 0 | 0 | 0 | 0 | 67 | 76 | 68 | 70 |
| R10 | 0 | 0 | 0 | 0 | 0 | 0 | 68 | 77 | 67 | 69 |
| R12 | 0 | 0 | 0 | 0 | 0 | 0 | 0 | 84 | 68 | 70 |
| R14 | 0 | 0 | 0 | 0 | 0 | 0 | 72 | 85 | 66 | 69 |
| R16 | 0 | 0 | 0 | 0 | 0 | 0 | 73 | 82 | 64 | 67 |
| R18 | 0 | 0 | 0 | 0 | 0 | 71 | 74 | 78 | 63 | 65 |
| R22 | 0 | 0 | 0 | 0 | 0 | 0 | 75 | 74 | 0 | 0 |
| R23 | 0 | 0 | 0 | 0 | 0 | 0 | 79 | 74 | 0 | 0 |
| R24 | 0 | 0 | 0 | 0 | 0 | 0 | 82 | 74 | 0 | 0 |
| R25 | 0 | 73 | 0 | 0 | 78 | 0 | 84 | 72 | 0 | 0 |
| R27 | 0 | 74 | 0 | 0 | 81 | 88 | 77 | 69 | 0 | 0 |
| R29 | 0 | 70 | 0 | 0 | 77 | 87 | 73 | 0 | 0 | 0 |
| R32 | 0 | 0 | 0 | 0 | 71 | 76 | 68 | 0 | 0 | 0 |
| R33 | 0 | 0 | 0 | 0 | 0 | 0 | 0 | 73 | 73 | 73 |
| R34 | 0 | 0 | 0 | 0 | 70 | 72 | 72 | 0 | 0 | 0 |

**Table 33 - Noise Contribution from Sources at Sept 2019**

| | Work Site | | | | | | | | | |
|---|---|---|---|---|---|---|---|---|---|---|
| **NSRs** | **S1** | **S2** | **S3** | **S4** | **S5** | **S6** | **S7** | **S8** | **S9** | **S13** |
| R1 | 0 | 0 | 0 | 0 | 0 | 0 | 0 | 0 | 62 | 64 |
| R2 | 0 | 0 | 0 | 0 | 0 | 0 | 0 | 62 | 71 | 71 |
| R6 | 0 | 0 | 0 | 0 | 0 | 0 | 0 | 69 | 75 | 75 |
| R8 | 0 | 0 | 0 | 0 | 0 | 0 | 0 | 69 | 70 | 72 |
| R9 | 0 | 0 | 0 | 0 | 0 | 0 | 61 | 69 | 68 | 70 |
| R10 | 0 | 0 | 0 | 0 | 0 | 0 | 62 | 70 | 66 | 69 |
| R12 | 0 | 0 | 0 | 0 | 0 | 0 | 0 | 77 | 67 | 70 |
| R14 | 0 | 0 | 0 | 0 | 0 | 0 | 66 | 78 | 65 | 69 |
| R16 | 0 | 0 | 0 | 0 | 0 | 0 | 67 | 76 | 63 | 67 |
| R18 | 0 | 0 | 0 | 0 | 0 | 0 | 67 | 72 | 62 | 65 |
| R22 | 0 | 0 | 0 | 0 | 0 | 0 | 69 | 67 | 0 | 0 |
| R23 | 0 | 0 | 0 | 0 | 0 | 0 | 72 | 68 | 0 | 0 |
| R24 | 0 | 0 | 0 | 0 | 0 | 0 | 76 | 68 | 0 | 0 |
| R25 | 0 | 0 | 0 | 0 | 0 | 0 | 77 | 65 | 0 | 0 |
| R27 | 0 | 0 | 0 | 0 | 0 | 0 | 71 | 62 | 0 | 0 |
| R29 | 0 | 0 | 0 | 0 | 0 | 0 | 67 | 0 | 0 | 0 |
| R32 | 0 | 0 | 0 | 0 | 0 | 0 | 61 | 0 | 0 | 0 |
| R33 | 0 | 0 | 0 | 0 | 0 | 0 | 0 | 66 | 73 | 73 |
| R34 | 0 | 0 | 0 | 0 | 0 | 0 | 65 | 0 | 0 | 0 |

**Table 34 - Noise Contribution from Sources at Oct 2019**

| | Work Site | | | | | | | | | |
|---|---|---|---|---|---|---|---|---|---|---|
| **NSRs** | **S1** | **S2** | **S3** | **S4** | **S5** | **S6** | **S7** | **S8** | **S9** | **S13** |
| R1 | 0 | 0 | 0 | 0 | 0 | 0 | 0 | 0 | 0 | 64 |
| R2 | 0 | 0 | 0 | 0 | 0 | 0 | 0 | 0 | 0 | 71 |
| R6 | 0 | 0 | 0 | 0 | 0 | 0 | 0 | 0 | 0 | 75 |
| R8 | 0 | 0 | 0 | 0 | 0 | 0 | 0 | 0 | 0 | 72 |
| R9 | 0 | 0 | 0 | 0 | 0 | 0 | 0 | 0 | 0 | 70 |
| R10 | 0 | 0 | 0 | 0 | 0 | 0 | 0 | 0 | 0 | 69 |
| R12 | 0 | 0 | 0 | 0 | 0 | 0 | 0 | 0 | 0 | 70 |
| R14 | 0 | 0 | 0 | 0 | 0 | 0 | 0 | 0 | 0 | 69 |
| R16 | 0 | 0 | 0 | 0 | 0 | 0 | 0 | 0 | 0 | 67 |
| R18 | 0 | 0 | 0 | 0 | 0 | 0 | 0 | 0 | 0 | 65 |
| R22 | 0 | 0 | 0 | 0 | 0 | 0 | 0 | 0 | 0 | 0 |
| R23 | 0 | 0 | 0 | 0 | 0 | 0 | 0 | 0 | 0 | 0 |
| R24 | 0 | 0 | 0 | 0 | 0 | 0 | 0 | 0 | 0 | 0 |
| R25 | 0 | 0 | 0 | 0 | 0 | 0 | 0 | 0 | 0 | 0 |
| R27 | 0 | 0 | 0 | 0 | 0 | 0 | 0 | 0 | 0 | 0 |
| R29 | 0 | 0 | 0 | 0 | 0 | 0 | 0 | 0 | 0 | 0 |
| R32 | 0 | 0 | 0 | 0 | 0 | 0 | 0 | 0 | 0 | 0 |
| R33 | 0 | 0 | 0 | 0 | 0 | 0 | 0 | 0 | 0 | 73 |
| R34 | 0 | 0 | 0 | 0 | 0 | 0 | 0 | 0 | 0 | 0 |

**Table 35 - Noise Contribution from Sources at Nov 2019**

| | Work Site | | | | | | | | | |
|---|---|---|---|---|---|---|---|---|---|---|
| **NSRs** | **S1** | **S2** | **S3** | **S4** | **S5** | **S6** | **S7** | **S8** | **S9** | **S13** |
| R1 | 0 | 0 | 0 | 0 | 0 | 0 | 0 | 0 | 0 | 64 |
| R2 | 0 | 0 | 0 | 0 | 0 | 0 | 0 | 0 | 0 | 71 |
| R6 | 0 | 0 | 0 | 0 | 0 | 0 | 0 | 0 | 0 | 75 |
| R8 | 0 | 0 | 0 | 0 | 0 | 0 | 0 | 0 | 0 | 72 |
| R9 | 0 | 0 | 0 | 0 | 0 | 0 | 0 | 0 | 0 | 70 |
| R10 | 0 | 0 | 0 | 0 | 0 | 0 | 0 | 0 | 0 | 69 |
| R12 | 0 | 0 | 0 | 0 | 0 | 0 | 0 | 0 | 0 | 70 |
| R14 | 0 | 0 | 0 | 0 | 0 | 0 | 0 | 0 | 0 | 69 |
| R16 | 0 | 0 | 0 | 0 | 0 | 0 | 0 | 0 | 0 | 67 |
| R18 | 0 | 0 | 0 | 0 | 0 | 0 | 0 | 0 | 0 | 65 |
| R22 | 0 | 0 | 0 | 0 | 0 | 0 | 0 | 0 | 0 | 0 |
| R23 | 0 | 0 | 0 | 0 | 0 | 0 | 0 | 0 | 0 | 0 |
| R24 | 0 | 0 | 0 | 0 | 0 | 0 | 0 | 0 | 0 | 0 |
| R25 | 0 | 0 | 0 | 0 | 0 | 0 | 0 | 0 | 0 | 0 |
| R27 | 0 | 0 | 0 | 0 | 0 | 0 | 0 | 0 | 0 | 0 |
| R29 | 0 | 0 | 0 | 0 | 0 | 0 | 0 | 0 | 0 | 0 |
| R32 | 0 | 0 | 0 | 0 | 0 | 0 | 0 | 0 | 0 | 0 |
| R33 | 0 | 0 | 0 | 0 | 0 | 0 | 0 | 0 | 0 | 73 |
| R34 | 0 | 0 | 0 | 0 | 0 | 0 | 0 | 0 | 0 | 0 |

**Table 36 - Noise Contribution from Sources at Dec 2019**

| | Work Site | | | | | | | | | |
|---|---|---|---|---|---|---|---|---|---|---|
| **NSRs** | **S1** | **S2** | **S3** | **S4** | **S5** | **S6** | **S7** | **S8** | **S9** | **S13** |
| R1 | 0 | 0 | 0 | 0 | 0 | 0 | 0 | 0 | 0 | 64 |
| R2 | 0 | 0 | 0 | 0 | 0 | 0 | 0 | 0 | 0 | 71 |
| R6 | 0 | 0 | 0 | 0 | 0 | 0 | 0 | 0 | 0 | 75 |
| R8 | 0 | 0 | 0 | 0 | 0 | 0 | 0 | 0 | 0 | 72 |
| R9 | 0 | 0 | 0 | 0 | 0 | 0 | 0 | 0 | 0 | 70 |
| R10 | 0 | 0 | 0 | 0 | 0 | 0 | 0 | 0 | 0 | 69 |
| R12 | 0 | 0 | 0 | 0 | 0 | 0 | 0 | 0 | 0 | 70 |
| R14 | 0 | 0 | 0 | 0 | 0 | 0 | 0 | 0 | 0 | 69 |
| R16 | 0 | 0 | 0 | 0 | 0 | 0 | 0 | 0 | 0 | 67 |
| R18 | 0 | 0 | 0 | 0 | 0 | 0 | 0 | 0 | 0 | 65 |
| R22 | 0 | 0 | 0 | 0 | 0 | 0 | 0 | 0 | 0 | 0 |
| R23 | 0 | 0 | 0 | 0 | 0 | 0 | 0 | 0 | 0 | 0 |
| R24 | 0 | 0 | 0 | 0 | 0 | 0 | 0 | 0 | 0 | 0 |
| R25 | 0 | 0 | 0 | 0 | 0 | 0 | 0 | 0 | 0 | 0 |
| R27 | 0 | 0 | 0 | 0 | 0 | 0 | 0 | 0 | 0 | 0 |
| R29 | 0 | 0 | 0 | 0 | 0 | 0 | 0 | 0 | 0 | 0 |
| R32 | 0 | 0 | 0 | 0 | 0 | 0 | 0 | 0 | 0 | 0 |
| R33 | 0 | 0 | 0 | 0 | 0 | 0 | 0 | 0 | 0 | 73 |
| R34 | 0 | 0 | 0 | 0 | 0 | 0 | 0 | 0 | 0 | 0 |

# Appendix 6.6

Unmitigated Construction Noise Impacts near CBL

**Project** : Cross Bay Link - Tseung Kwan O

**Title** : Construction Noise Calculation
**Scenario :** Unmitigated Scenario
**Subtitle:** CBL + Area 86 Development

| Activities | 2017 | | | | | | | | | | | | 2018 | | | | | | | | | | | | 2019 | | | | | | | | | | | | 2020 | | | | | | | | | | | |
|---|---|---|---|---|---|---|---|---|---|---|---|---|---|---|---|---|---|---|---|---|---|---|---|---|---|---|---|---|---|---|---|---|---|---|---|---|---|---|---|---|---|---|---|---|---|---|---|---|
| | Jan | Feb | March | Apr | May | June | July | Aug | Sept | Oct | Nov | Dec | Jan | Feb | March | Apr | May | June | July | Aug | Sept | Oct | Nov | Dec | Jan | Feb | March | Apr | May | June | July | Aug | Sept | Oct | Nov | Dec | Jan | Feb | March | Apr | May | June | July | Aug | Sept | Oct | Nov | Dec |
| **Worksite S1** | | | | | | | | | | | | | | | | | | | | | | | | | | | | | | | | | | | | | | | | | | | | | | | | |
| Site Compound / Clearance | 124 | 124 | | | | | | | | | | | | | | | | | | | | | | | | | | | | | | | | | | | | | | | | | | | | | | |
| Barge Landing Point | | 123 | 123 | 123 | | | | | | | | | | | | | | | | | | | | | | | | | | | | | | | | | | | | | | | | | | | | |
| **Worksite S2** | | | | | | | | | | | | | | | | | | | | | | | | | | | | | | | | | | | | | | | | | | | | | | | | |
| Pre-drilling holes | | | 115 | 115 | 115 | 115 | 115 | 115 | | | | | | | | | | | | | | | | | | | | | | | | | | | | | | | | | | | | | | | | |
| Eastern Approach Piles and Pile Caps | | | | | 120 | 120 | 120 | 120 | 120 | 120 | 120 | 120 | 120 | 120 | 120 | 120 | 120 | 120 | 120 | | | | | | | | | | | | | | | | | | | | | | | | | | | | |
| Eastern Approach Piers | | | | | | | | | | 117 | 117 | 117 | | | | | | | | | | | | | | | | | | | | | | | | | | | | | | | | | | | | |
| Deck segment erection & stitching for EA | | | | | | | | | | | | | | | | | | | | 120 | 120 | 120 | 120 | 120 | 120 | 120 | 120 | | | | | | | | | | | | | | | | | | | | | |
| Street furniture, Pavement and Road markings - Group A | | | | | | | | | | | | | | | | | | | | | | | | | | | | | 124 | 124 | 124 | 124 | | | | | | | | | | | | | | | | |
| Planting and Landscaping | | | | | | | | | | | | | | | | | | | | | | | | | | | | | | | | | | | | | | | | | | | | | | | | |
| TCSS Installation and Testing | | | | | | | | | | | | | | | | | | | | | | | | | | | | | | | | | | | | | | | | | | | | | | | | |
| **Worksite S3** | | | | | | | | | | | | | | | | | | | | | | | | | | | | | | | | | | | | | | | | | | | | | | | | |
| Pre-drilling holes | | | 115 | 115 | 115 | 115 | 115 | 115 | | | | | | | | | | | | | | | | | | | | | | | | | | | | | | | | | | | | | | | | |
| Main Bridge Piles and Pile Caps | | | | | 120 | 120 | 120 | 120 | 120 | 120 | 120 | 120 | 120 | 120 | 120 | | | | | | | | | | | | | | | | | | | | | | | | | | | | | | | | | |
| Main Bridge Piers | | | | | | | | | | | | | 117 | 117 | 117 | 117 | 117 | 117 | | | | | | | | | | | | | | | | | | | | | | | | | | | | | | |
| Install main bridge | | | | | | | | | | | | | | | | | | | | | | | | | | 121 | | | | | | | | | | | | | | | | | | | | | | | |
| Install side spans and make connections | | | | | | | | | | | | | | | | | | | | | | | | | | | 121 | 121 | | | | | | | | | | | | | | | | | | | | | |
| Street furniture, Pavement and Road markings - Group A | | | | | | | | | | | | | | | | | | | | | | | | | | | | | 124 | 124 | 124 | 124 | | | | | | | | | | | | | | | | |
| Planting and Landscaping | | | | | | | | | | | | | | | | | | | | | | | | | | | | | | | | | | | | | | | | | | | | | | | | |
| TCSS Installation and Testing | | | | | | | | | | | | | | | | | | | | | | | | | | | | | | | | | | | | | | | | | | | | | | | | |
| **Worksite S4** | | | | | | | | | | | | | | | | | | | | | | | | | | | | | | | | | | | | | | | | | | | | | | | | |
| Pre-drilling holes | | | 115 | 115 | 115 | 115 | 115 | 115 | | | | | | | | | | | | | | | | | | | | | | | | | | | | | | | | | | | | | | | | |
| Western Approach Piles and Pile Caps | | | | | | | | | | | | 120 | 120 | 120 | 120 | 120 | 120 | 120 | 120 | 120 | | | | | | | | | | | | | | | | | | | | | | | | | | | | |
| Western Approach Piers | | | | | | | | | | | | | | | | | 117 | 117 | 117 | 117 | 117 | 117 | 117 | 117 | 117 | 117 | | | | | | | | | | | | | | | | | | | | | | |
| Deck segment erection & stitching for WA | | | | | | | | | | | | | | | | | | | | | | | | | | 120 | 120 | 120 | 120 | | | | | | | | | | | | | | | | | | | | |
| Street furniture, Pavement and Road markings - Group A | | | | | | | | | | | | | | | | | | | | | | | | | | | | | 124 | 124 | 124 | 124 | | | | | | | | | | | | | | | | |
| Planting and Landscaping | | | | | | | | | | | | | | | | | | | | | | | | | | | | | | | | | | | | | | | | | | | | | | | | |
| TCSS Installation and Testing | | | | | | | | | | | | | | | | | | | | | | | | | | | | | | | | | | | | | | | | | | | | | | | | |
| **Worksite S5** | | | | | | | | | | | | | | | | | | | | | | | | | | | | | | | | | | | | | | | | | | | | | | | | |
| Eastern Abutment Piles | | | | | | | | | | | | | 118 | 118 | | | | | | | | | | | | | | | | | | | | | | | | | | | | | | | | | | |
| Eastern Abutment | | | | | | | | | | | | | | | 120 | 120 | 120 | | | | | | | | | | | | | | | | | | | | | | | | | | | | | | | |
| Street furniture, Pavement and Road markings - Group A | | | | | | | | | | | | | | | | | | | | | | | | | | | | | 124 | 124 | 124 | 124 | | | | | | | | | | | | | | | | |
| Planting and Landscaping | | | | | | | | | | | | | | | | | | | | | | | | | | | | | | | | | | | | | | | | | | | | | | | | |
| TCSS Installation and Testing | | | | | | | | | | | | | | | | | | | | | | | | | | | | | | | | | | | | | | | | | | | | | | | | |
| Backfilling and Reinstataement | | | | | | | | | | | | | | | | | | | | | | | | | | | | | | | | | | | | | | | | | | | | | | | | |
| **Worksite S6** | | | | | | | | | | | | | | | | | | | | | | | | | | | | | | | | | | | | | | | | | | | | | | | | |
| Foundations & Substructure | | | | | | | | | | | | | | | 120 | 120 | 120 | 120 | | | | | | | | | | | | | | | | | | | | | | | | | | | | | | |
| Superstructure | | | | | | | | | | | | | | | | | | | 118 | 118 | 118 | 118 | | | | | | | | | | | | | | | | | | | | | | | | | | |
| Street furniture, Pavement and Road markings - Group A | | | | | | | | | | | | | | | | | | | | | | | | | | | | | 124 | 124 | 124 | 124 | | | | | | | | | | | | | | | | |
| Planting and Landscaping | | | | | | | | | | | | | | | | | | | | | | | | | | | | | | | | | | | | | | | | | | | | | | | | |
| TCSS Installation and Testing | | | | | | | | | | | | | | | | | | | | | | | | | | | | | | | | | | | | | | | | | | | | | | | | |
| **Worksite S7** | | | | | | | | | | | | | | | | | | | | | | | | | | | | | | | | | | | | | | | | | | | | | | | | |
| Earthworks for seawall modification | | | | | | | | 126 | 126 | 126 | 126 | 126 | 126 | 126 | 126 | 126 | 126 | | | | | | | | | | | | | | | | | | | | | | | | | | | | | | | |
| Sea Wall Strengthening | | | | | | | | | | | | 119 | 119 | 119 | 119 | 119 | 119 | | | | | | | | | | | | | | | | | | | | | | | | | | | | | | | |
| Ground Improvement Works (TBC) | | | | | | | | | | | | | | | | | | 115 | 115 | 115 | 115 | | | | | | | | | | | | | | | | | | | | | | | | | | | |
| Piling for noise barrier | | | | | | | | | | | | | | | | | | | | | | 119 | 119 | 119 | 119 | 119 | 119 | | | | | | | | | | | | | | | | | | | | | |
| Noise barrier erection | | | | | | | | | | | | | | | | | | | | | | | | | | | | 115 | 115 | 115 | 115 | 115 | 115 | | | | | | | | | | | | | | | |
| Street furniture, Pavement and Road markings - Group A | | | | | | | | | | | | | | | | | | | | | | | | | | | | | 121 | 121 | 121 | 121 | | | | | | | | | | | | | | | | |
| Planting and Landscaping | | | | | | | | | | | | | | | | | | | | | | | | | | | | | | | | | | | | | | | | | | | | | | | | |
| TCSS Installation and Testing | | | | | | | | | | | | | | | | | | | | | | | | | | | | | | | | | | | | | | | | | | | | | | | | |
| **Worksite S8** | | | | | | | | | | | | | | | | | | | | | | | | | | | | | | | | | | | | | | | | | | | | | | | | |
| Earthworks for seawall modification | | | | | | | | 126 | 126 | 126 | 126 | 126 | 126 | 126 | 126 | 126 | 126 | | | | | | | | | | | | | | | | | | | | | | | | | | | | | | | |
| Sea Wall Strengthening | | | | | | | | | | | | 121 | 121 | 121 | 121 | 121 | 121 | | | | | | | | | | | | | | | | | | | | | | | | | | | | | | | |
| Ground Improvement Works (TBC) | | | | | | | | | | | | | | | | | | 115 | 115 | 115 | 115 | | | | | | | | | | | | | | | | | | | | | | | | | | | |
| Piling for noise barrier | | | | | | | | | | | | | | | | | | | | | | 119 | 119 | 119 | 119 | 119 | 119 | | | | | | | | | | | | | | | | | | | | | |
| Noise barrier erection | | | | | | | | | | | | | | | | | | | | | | | | | | | | 115 | 115 | 115 | 115 | 115 | 115 | | | | | | | | | | | | | | | |
| Street furniture, Pavement and Road markings - Group A | | | | | | | | | | | | | | | | | | | | | | | | | | | | | 121 | 121 | 121 | 121 | | | | | | | | | | | | | | | | |
| Planting and Landscaping | | | | | | | | | | | | | | | | | | | | | | | | | | | | | | | | | | | | | | | | | | | | | | | | |
| TCSS Installation and Testing | | | | | | | | | | | | | | | | | | | | | | | | | | | | | | | | | | | | | | | | | | | | | | | | |
| **Worksite S9** | | | | | | | | | | | | | | | | | | | | | | | | | | | | | | | | | | | | | | | | | | | | | | | | |
| Ground Improvement Works (TBC) | | | | | | | | | | | | | | | | | | 115 | 115 | 115 | 115 | | | | | | | | | | | | | | | | | | | | | | | | | | | |
| Piling for noise barrier | | | | | | | | | | | | | | | | | | | | | | 119 | 119 | 119 | 119 | 119 | 119 | | | | | | | | | | | | | | | | | | | | | |
| Noise barrier erection | | | | | | | | | | | | | | | | | | | | | | | | | | | | 115 | 115 | 115 | 115 | 115 | 115 | | | | | | | | | | | | | | | |
| Street furniture, Pavement and Road markings - Group A | | | | | | | | | | | | | | | | | | | | | | | | | | | | | 105 | 105 | 105 | 105 | | | | | | | | | | | | | | | | |
| Planting and Landscaping | | | | | | | | | | | | | | | | | | | | | | | | | | | | | | | | | | | | | | | | | | | | | | | | |
| TCSS Installation and Testing | | | | | | | | | | | | | | | | | | | | | | | | | | | | | | | | | | | | | | | | | | | | | | | | |
| **Worksite S13** | | | | | | | | | | | | | | | | | | | | | | | | | | | | | | | | | | | | | | | | | | | | | | | | |
| Stockpiling | 119 | 119 | 119 | 119 | 119 | 119 | 119 | 119 | 119 | 119 | 119 | 119 | 119 | 119 | 119 | 119 | 119 | 119 | 119 | 119 | 119 | 119 | 119 | 119 | 119 | 119 | 119 | 119 | 119 | 119 | 119 | 119 | 119 | 119 | 119 | 119 | 119 | 119 | 119 | 119 | 119 | 119 | 119 | 119 | 119 | 119 | 119 | 119 |

Note: [1] Only activities proposed to be in Hong Kong were assessed
[2] Planting and Landscaping' and 'TCSS Installation and Testing' will not be assessed.

**Project** : Cross Bay Link - Tseung Kwan O

**Title** : Construction Noise Calculation
**Scenario :** Unmitigated Scenario
**Subtitle:** CBL + Area 86 Development

| Activities | 2017 | | | | | | | | | | | | 2018 | | | | | | | | | | | |
|---|---|---|---|---|---|---|---|---|---|---|---|---|---|---|---|---|---|---|---|---|---|---|---|---|
| | Jan | Feb | March | Apr | May | June | July | Aug | Sept | Oct | Nov | Dec | Jan | Feb | March | Apr | May | June | July | Aug | Sept | Oct | Nov | Dec |
| **Summary of SWLs** | | | | | | | | | | | | | | | | | | | | | | | | |
| Worksite S1 | 124 | 126 | 123 | 123 | 0 | 0 | 0 | 0 | 0 | 0 | 0 | 0 | 0 | 0 | 0 | 0 | 0 | 0 | 0 | 0 | 0 | 0 | 0 | 0 |
| Worksite S2 | 0 | 0 | 115 | 115 | 122 | 122 | 122 | 122 | 120 | 122 | 122 | 122 | 120 | 120 | 120 | 120 | 120 | 120 | 120 | 120 | 120 | 120 | 120 | 120 |
| Worksite S3 | 0 | 0 | 115 | 115 | 122 | 122 | 122 | 122 | 120 | 120 | 120 | 120 | 122 | 122 | 122 | 117 | 117 | 117 | 0 | 0 | 0 | 0 | 0 | 0 |
| Worksite S4 | 0 | 0 | 115 | 115 | 115 | 115 | 115 | 115 | 0 | 0 | 0 | 120 | 120 | 120 | 120 | 120 | 122 | 122 | 122 | 122 | 117 | 117 | 117 | 117 |
| Worksite S5 | 0 | 0 | 0 | 0 | 0 | 0 | 0 | 0 | 0 | 0 | 0 | 0 | 118 | 118 | 120 | 120 | 120 | 0 | 0 | 0 | 0 | 0 | 0 | 0 |
| Worksite S6 | 0 | 0 | 0 | 0 | 0 | 0 | 0 | 0 | 0 | 0 | 0 | 0 | 0 | 0 | 120 | 120 | 120 | 120 | 118 | 118 | 118 | 118 | 0 | 0 |
| Worksite S7 | 0 | 0 | 0 | 0 | 0 | 0 | 0 | 126 | 126 | 126 | 126 | 127 | 127 | 127 | 127 | 127 | 127 | 115 | 115 | 115 | 115 | 119 | 119 | 119 |
| Worksite S8 | 0 | 0 | 0 | 0 | 0 | 0 | 0 | 126 | 126 | 126 | 126 | 127 | 127 | 127 | 127 | 127 | 127 | 115 | 115 | 115 | 115 | 119 | 119 | 119 |
| Worksite S9 | 0 | 0 | 0 | 0 | 0 | 0 | 0 | 0 | 0 | 0 | 0 | 0 | 0 | 0 | 0 | 0 | 0 | 115 | 115 | 115 | 115 | 119 | 119 | 119 |
| Worksite S13 | 119 | 119 | 119 | 119 | 119 | 119 | 119 | 119 | 119 | 119 | 119 | 119 | 119 | 119 | 119 | 119 | 119 | 119 | 119 | 119 | 119 | 119 | 119 | 119 |

| Activities | 2019 | | | | | | | | | | | | 2020 | | | | | | | | | | | |
|---|---|---|---|---|---|---|---|---|---|---|---|---|---|---|---|---|---|---|---|---|---|---|---|---|
| | Jan | Feb | March | Apr | May | June | July | Aug | Sept | Oct | Nov | Dec | Jan | Feb | March | Apr | May | June | July | Aug | Sept | Oct | Nov | Dec |
| **Summary of SWLs** | | | | | | | | | | | | | | | | | | | | | | | | |
| Worksite S1 | 0 | 0 | 0 | 0 | 0 | 0 | 0 | 0 | 0 | 0 | 0 | 0 | 0 | 0 | 0 | 0 | 0 | 0 | 0 | 0 | 0 | 0 | 0 | 0 |
| Worksite S2 | 120 | 120 | 120 | 0 | 124 | 124 | 124 | 124 | 0 | 0 | 0 | 0 | 0 | 0 | 0 | 0 | 0 | 0 | 0 | 0 | 0 | 0 | 0 | 0 |
| Worksite S3 | 0 | 121 | 121 | 121 | 124 | 124 | 124 | 124 | 0 | 0 | 0 | 0 | 0 | 0 | 0 | 0 | 0 | 0 | 0 | 0 | 0 | 0 | 0 | 0 |
| Worksite S4 | 117 | 122 | 120 | 120 | 125 | 124 | 124 | 124 | 0 | 0 | 0 | 0 | 0 | 0 | 0 | 0 | 0 | 0 | 0 | 0 | 0 | 0 | 0 | 0 |
| Worksite S5 | 0 | 0 | 0 | 0 | 124 | 124 | 124 | 124 | 0 | 0 | 0 | 0 | 0 | 0 | 0 | 0 | 0 | 0 | 0 | 0 | 0 | 0 | 0 | 0 |
| Worksite S6 | 0 | 0 | 0 | 0 | 124 | 124 | 124 | 124 | 0 | 0 | 0 | 0 | 0 | 0 | 0 | 0 | 0 | 0 | 0 | 0 | 0 | 0 | 0 | 0 |
| Worksite S7 | 119 | 119 | 119 | 115 | 122 | 122 | 122 | 122 | 115 | 0 | 0 | 0 | 0 | 0 | 0 | 0 | 0 | 0 | 0 | 0 | 0 | 0 | 0 | 0 |
| Worksite S8 | 119 | 119 | 119 | 115 | 122 | 122 | 122 | 122 | 115 | 0 | 0 | 0 | 0 | 0 | 0 | 0 | 0 | 0 | 0 | 0 | 0 | 0 | 0 | 0 |
| Worksite S9 | 119 | 119 | 119 | 115 | 116 | 116 | 116 | 116 | 115 | 0 | 0 | 0 | 0 | 0 | 0 | 0 | 0 | 0 | 0 | 0 | 0 | 0 | 0 | 0 |
| Worksite S13 | 119 | 119 | 119 | 119 | 119 | 119 | 119 | 119 | 119 | 119 | 119 | 119 | 119 | 119 | 119 | 119 | 119 | 119 | 119 | 119 | 119 | 119 | 119 | 119 |

| **Predicted Construction Noise, dB(A)** | Max | | | | | | | | | | | | | | | | | | | | | | | |
|---|---|---|---|---|---|---|---|---|---|---|---|---|---|---|---|---|---|---|---|---|---|---|---|---|
| R1 | 68 | 64 | 64 | 64 | 64 | 64 | 64 | 64 | 64 | 64 | 64 | 64 | 64 | 64 | 64 | 64 | 64 | 66 | 66 | 66 | 66 | 68 | 68 | 68 |
| R2 | 77 | 71 | 71 | 71 | 71 | 71 | 71 | 71 | 75 | 75 | 75 | 76 | 76 | 76 | 76 | 76 | 76 | 74 | 74 | 74 | 74 | 77 | 77 | 77 |
| R6 | 82 | 75 | 75 | 75 | 75 | 75 | 75 | 75 | 81 | 81 | 81 | 81 | 82 | 82 | 82 | 82 | 82 | 82 | 79 | 79 | 79 | 79 | 81 | 81 |
| R8 | 81 | 72 | 72 | 72 | 72 | 72 | 72 | 72 | 80 | 80 | 80 | 80 | 81 | 81 | 81 | 81 | 81 | 81 | 75 | 75 | 75 | 75 | 78 | 78 |
| R9 | 82 | 70 | 70 | 70 | 70 | 70 | 70 | 70 | 81 | 81 | 81 | 81 | 82 | 82 | 82 | 82 | 82 | 82 | 74 | 74 | 74 | 74 | 77 | 77 |
| R10 | 83 | 69 | 69 | 69 | 69 | 69 | 69 | 69 | 82 | 82 | 82 | 82 | 83 | 83 | 83 | 83 | 83 | 83 | 74 | 74 | 74 | 74 | 77 | 77 |
| R12 | 89 | 70 | 70 | 70 | 70 | 70 | 70 | 70 | 88 | 88 | 88 | 88 | 89 | 89 | 89 | 89 | 89 | 89 | 78 | 78 | 78 | 78 | 82 | 82 |
| R14 | 91 | 69 | 69 | 69 | 69 | 69 | 69 | 69 | 89 | 89 | 89 | 89 | 91 | 91 | 91 | 91 | 91 | 91 | 79 | 79 | 79 | 79 | 83 | 83 |
| R16 | 88 | 67 | 67 | 67 | 67 | 67 | 67 | 67 | 87 | 87 | 87 | 87 | 88 | 88 | 88 | 88 | 88 | 88 | 77 | 77 | 77 | 77 | 81 | 81 |
| R18 | 85 | 65 | 65 | 65 | 65 | 65 | 65 | 65 | 84 | 84 | 84 | 84 | 85 | 85 | 85 | 85 | 85 | 85 | 75 | 75 | 75 | 75 | 78 | 78 |
| R22 | 82 | 0 | 0 | 0 | 0 | 0 | 0 | 0 | 81 | 81 | 81 | 81 | 82 | 82 | 82 | 82 | 82 | 82 | 71 | 71 | 71 | 71 | 75 | 75 |
| R23 | 85 | 0 | 0 | 0 | 0 | 0 | 0 | 0 | 84 | 84 | 84 | 84 | 85 | 85 | 85 | 85 | 85 | 85 | 74 | 74 | 74 | 74 | 78 | 78 |
| R24 | 88 | 0 | 0 | 0 | 0 | 0 | 0 | 0 | 87 | 87 | 87 | 87 | 88 | 88 | 88 | 88 | 88 | 88 | 76 | 76 | 76 | 76 | 80 | 80 |
| R25 | 89 | 0 | 0 | 65 | 65 | 71 | 71 | 71 | 88 | 88 | 88 | 88 | 89 | 89 | 89 | 89 | 89 | 89 | 78 | 78 | 78 | 78 | 82 | 82 |
| R27 | 89 | 0 | 0 | 66 | 66 | 72 | 72 | 72 | 82 | 82 | 82 | 82 | 83 | 84 | 84 | 87 | 87 | 87 | 85 | 83 | 83 | 83 | 83 | 77 |
| R29 | 87 | 0 | 0 | 62 | 62 | 68 | 68 | 68 | 77 | 77 | 78 | 78 | 78 | 79 | 79 | 85 | 85 | 85 | 83 | 81 | 81 | 81 | 82 | 72 |
| R32 | 78 | 0 | 0 | 0 | 0 | 0 | 0 | 0 | 71 | 71 | 71 | 71 | 72 | 73 | 73 | 76 | 76 | 76 | 73 | 71 | 71 | 71 | 72 | 65 |
| R33 | 79 | 73 | 73 | 73 | 73 | 73 | 73 | 73 | 78 | 78 | 78 | 78 | 79 | 79 | 79 | 79 | 79 | 79 | 76 | 76 | 76 | 76 | 79 | 79 |
| R34 | 77 | 0 | 0 | 0 | 0 | 0 | 0 | 0 | 76 | 76 | 76 | 76 | 76 | 77 | 77 | 77 | 77 | 77 | 70 | 69 | 69 | 69 | 71 | 69 |

| **Predicted Construction Noise, dB(A)** | | | | | | | | | | | | | | | | | | | | | | | | |
|---|---|---|---|---|---|---|---|---|---|---|---|---|---|---|---|---|---|---|---|---|---|---|---|---|
| R1 | 68 | 68 | 68 | 66 | 66 | 66 | 66 | 66 | 66 | 64 | 64 | 64 | 64 | 64 | 64 | 64 | 64 | 64 | 64 | 64 | 64 | 64 | 64 | 64 |
| R2 | 77 | 77 | 77 | 74 | 75 | 75 | 75 | 75 | 74 | 71 | 71 | 71 | 71 | 71 | 71 | 71 | 71 | 71 | 71 | 71 | 71 | 71 | 71 | 71 |
| R6 | 81 | 81 | 81 | 79 | 80 | 80 | 80 | 80 | 79 | 75 | 75 | 75 | 75 | 75 | 75 | 75 | 75 | 75 | 75 | 75 | 75 | 75 | 75 | 75 |
| R8 | 78 | 78 | 78 | 75 | 78 | 78 | 78 | 78 | 75 | 72 | 72 | 72 | 72 | 72 | 72 | 72 | 72 | 72 | 72 | 72 | 72 | 72 | 72 | 72 |
| R9 | 77 | 77 | 77 | 74 | 78 | 78 | 78 | 78 | 74 | 70 | 70 | 70 | 70 | 70 | 70 | 70 | 70 | 70 | 70 | 70 | 70 | 70 | 70 | 70 |
| R10 | 77 | 77 | 77 | 74 | 78 | 78 | 78 | 78 | 74 | 69 | 69 | 69 | 69 | 69 | 69 | 69 | 69 | 69 | 69 | 69 | 69 | 69 | 69 | 69 |
| R12 | 82 | 82 | 82 | 79 | 84 | 84 | 84 | 84 | 79 | 70 | 70 | 70 | 70 | 70 | 70 | 70 | 70 | 70 | 70 | 70 | 70 | 70 | 70 | 70 |
| R14 | 83 | 83 | 83 | 79 | 85 | 85 | 85 | 85 | 79 | 69 | 69 | 69 | 69 | 69 | 69 | 69 | 69 | 69 | 69 | 69 | 69 | 69 | 69 | 69 |
| R16 | 81 | 81 | 81 | 77 | 83 | 83 | 83 | 83 | 77 | 67 | 67 | 67 | 67 | 67 | 67 | 67 | 67 | 67 | 67 | 67 | 67 | 67 | 67 | 67 |
| R18 | 78 | 78 | 78 | 74 | 80 | 80 | 80 | 80 | 74 | 65 | 65 | 65 | 65 | 65 | 65 | 65 | 65 | 65 | 65 | 65 | 65 | 65 | 65 | 65 |
| R22 | 75 | 75 | 75 | 71 | 77 | 77 | 77 | 77 | 71 | 0 | 0 | 0 | 0 | 0 | 0 | 0 | 0 | 0 | 0 | 0 | 0 | 0 | 0 | 0 |
| R23 | 78 | 78 | 78 | 74 | 80 | 80 | 80 | 80 | 74 | 0 | 0 | 0 | 0 | 0 | 0 | 0 | 0 | 0 | 0 | 0 | 0 | 0 | 0 | 0 |
| R24 | 80 | 80 | 80 | 76 | 83 | 83 | 83 | 83 | 76 | 0 | 0 | 0 | 0 | 0 | 0 | 0 | 0 | 0 | 0 | 0 | 0 | 0 | 0 | 0 |
| R25 | 82 | 82 | 82 | 78 | 85 | 85 | 85 | 85 | 78 | 0 | 0 | 0 | 0 | 0 | 0 | 0 | 0 | 0 | 0 | 0 | 0 | 0 | 0 | 0 |
| R27 | 77 | 77 | 77 | 72 | 89 | 89 | 89 | 89 | 72 | 0 | 0 | 0 | 0 | 0 | 0 | 0 | 0 | 0 | 0 | 0 | 0 | 0 | 0 | 0 |
| R29 | 72 | 72 | 72 | 67 | 87 | 87 | 87 | 87 | 67 | 0 | 0 | 0 | 0 | 0 | 0 | 0 | 0 | 0 | 0 | 0 | 0 | 0 | 0 | 0 |
| R32 | 65 | 65 | 65 | 61 | 78 | 78 | 78 | 78 | 61 | 0 | 0 | 0 | 0 | 0 | 0 | 0 | 0 | 0 | 0 | 0 | 0 | 0 | 0 | 0 |
| R33 | 79 | 79 | 79 | 76 | 78 | 78 | 78 | 78 | 76 | 73 | 73 | 73 | 73 | 73 | 73 | 73 | 73 | 73 | 73 | 73 | 73 | 73 | 73 | 73 |
| R34 | 69 | 69 | 69 | 65 | 76 | 76 | 76 | 76 | 65 | 0 | 0 | 0 | 0 | 0 | 0 | 0 | 0 | 0 | 0 | 0 | 0 | 0 | 0 | 0 |

# Appendix 6.7

Sketch of Typical Temporary Noise Barrier / Enclosure

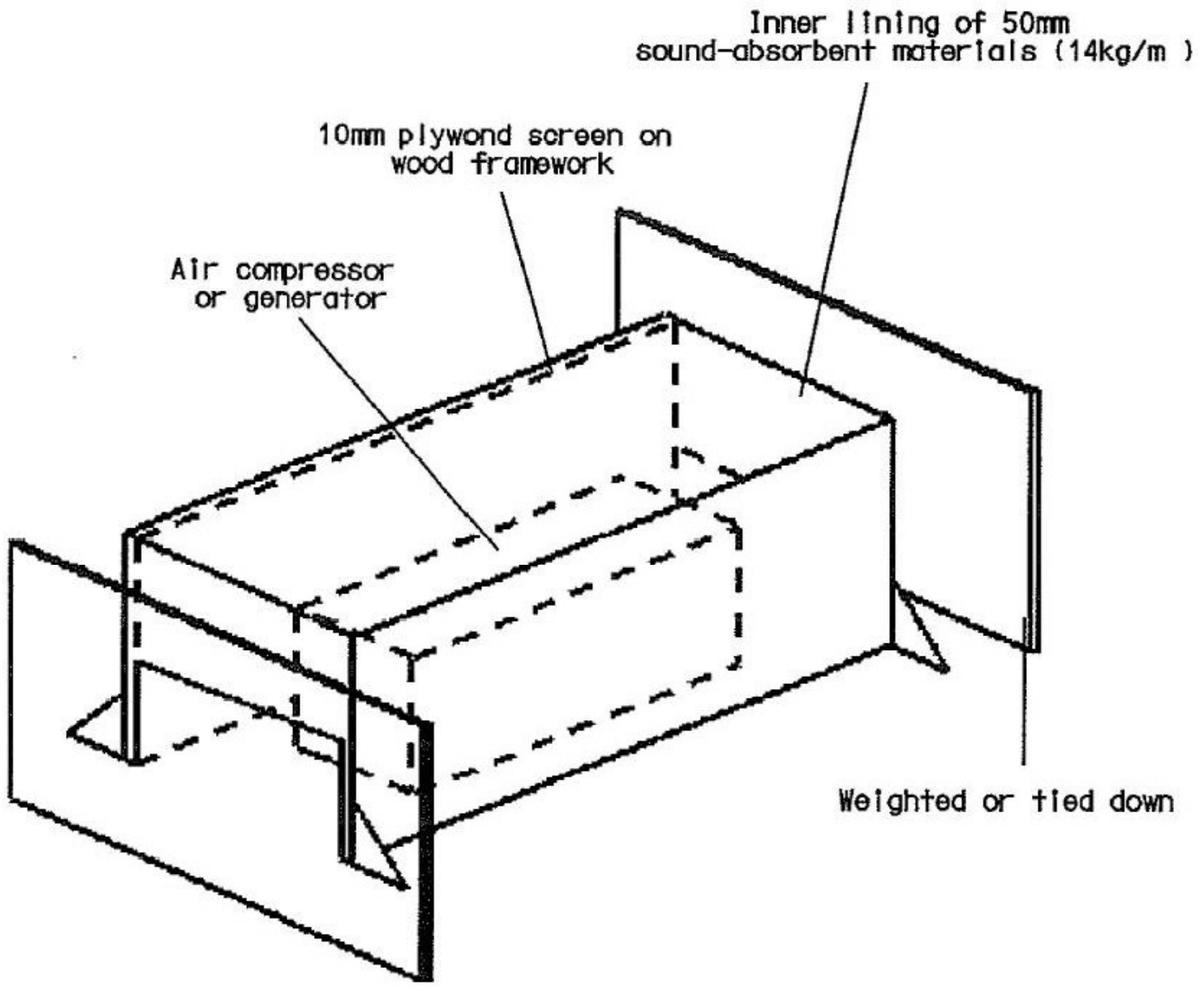


Typical Noise Enclosure for Static Plant (e.g. Air Compressors, Generators etc.)
~3-4m wall

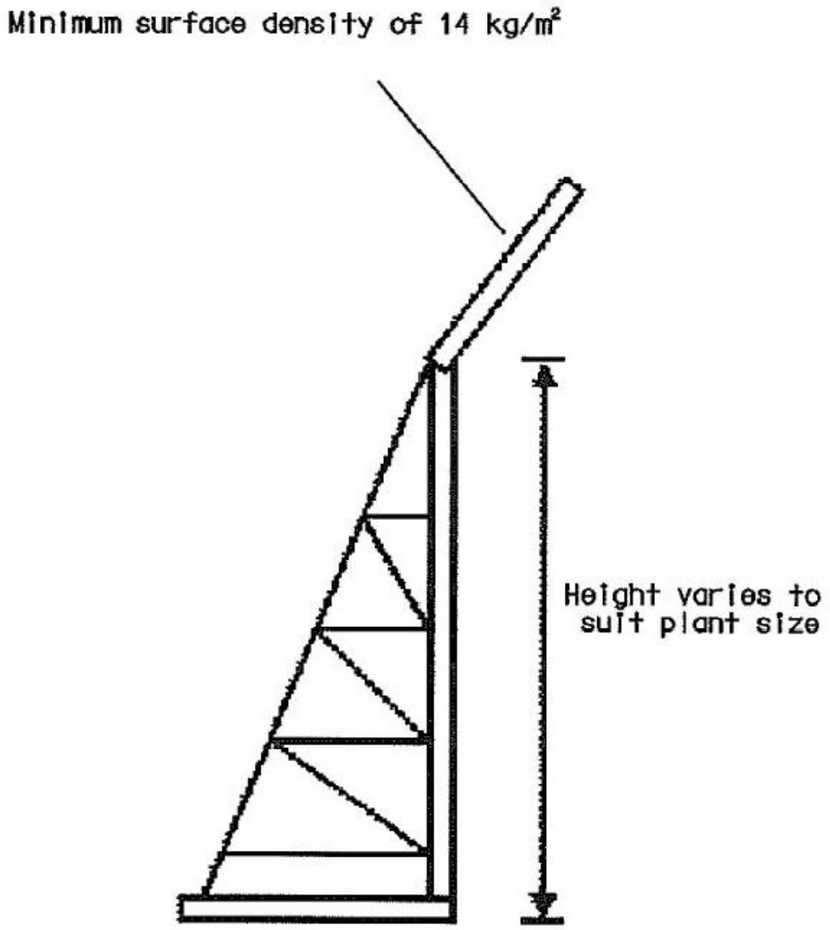


Typical Section of Temporary Movable Noise Barrier
(3-5m tall)

Printed by : $USER$ $DATE$
Filename : $FILE$

| | | | | | |
|---|---|---|---|---|---|
| 土木工程拓展署 Civil Engineering and Development Department | ARUP Ove Arup & Partners Hong Kong Limited | Job Title: Agreement No. CE 43/2008(HY) Cross Bay Link, Tseung Kwan O - Investigation | Drawing Title: Sktech of Typical Temporary Noise Barrier / Enclosure | Drawn: KM / Date: 04/11 | Drawing No.: Appendix 6.6 |
| | | | | Checked: EL / Approved: KL | |
| | | | A FIRST ISSUE 04/09 (Rev. / Description / Date) | Scale: NTS | Status: PRELIMINARY / Rev.: A |

# Appendix 6.8

Monthly Mitigated Noise Contribution near CBL

**Prject :** Cross Bay Link - Tseung Kwan O
**Title :** Monthly Contribution (Mitigated Scenario)
**Subtitle :** CBL (Mitigated)

**Table 1 - Noise Contribution from Sources at Jan 2017**

| | Work Site | | | | | | | | | |
|---|---|---|---|---|---|---|---|---|---|---|
| **NSRs** | **S1** | **S2** | **S3** | **S4** | **S5** | **S6** | **S7** | **S8** | **S9** | **S13** |
| R1 | 0 | 0 | 0 | 0 | 0 | 0 | 0 | 0 | 0 | 49 |
| R2 | 0 | 0 | 0 | 0 | 0 | 0 | 0 | 0 | 0 | 56 |
| R6 | 0 | 0 | 0 | 0 | 0 | 0 | 0 | 0 | 0 | 61 |
| R8 | 0 | 0 | 0 | 0 | 0 | 0 | 0 | 0 | 0 | 57 |
| R9 | 0 | 0 | 0 | 0 | 0 | 0 | 0 | 0 | 0 | 56 |
| R10 | 0 | 0 | 0 | 0 | 0 | 0 | 0 | 0 | 0 | 54 |
| R12 | 0 | 0 | 0 | 0 | 0 | 0 | 0 | 0 | 0 | 56 |
| R14 | 0 | 0 | 0 | 0 | 0 | 0 | 0 | 0 | 0 | 54 |
| R16 | 0 | 0 | 0 | 0 | 0 | 0 | 0 | 0 | 0 | 52 |
| R18 | 0 | 0 | 0 | 0 | 0 | 0 | 0 | 0 | 0 | 51 |
| R22 | 0 | 0 | 0 | 0 | 0 | 0 | 0 | 0 | 0 | 0 |
| R23 | 0 | 0 | 0 | 0 | 0 | 0 | 0 | 0 | 0 | 0 |
| R24 | 0 | 0 | 0 | 0 | 0 | 0 | 0 | 0 | 0 | 0 |
| R25 | 0 | 0 | 0 | 0 | 0 | 0 | 0 | 0 | 0 | 0 |
| R27 | 0 | 0 | 0 | 0 | 0 | 0 | 0 | 0 | 0 | 0 |
| R29 | 0 | 0 | 0 | 0 | 0 | 0 | 0 | 0 | 0 | 0 |
| R32 | 0 | 0 | 0 | 0 | 0 | 0 | 0 | 0 | 0 | 0 |
| R33 | 0 | 0 | 0 | 0 | 0 | 0 | 0 | 0 | 0 | 59 |
| R34 | 0 | 0 | 0 | 0 | 0 | 0 | 0 | 0 | 0 | 0 |

**Table 2 - Noise Contribution from Sources at Feb 2017**

| | Work Site | | | | | | | | | |
|---|---|---|---|---|---|---|---|---|---|---|
| **NSRs** | **S1** | **S2** | **S3** | **S4** | **S5** | **S6** | **S7** | **S8** | **S9** | **S13** |
| R1 | 0 | 0 | 0 | 0 | 0 | 0 | 0 | 0 | 0 | 49 |
| R2 | 0 | 0 | 0 | 0 | 0 | 0 | 0 | 0 | 0 | 56 |
| R6 | 0 | 0 | 0 | 0 | 0 | 0 | 0 | 0 | 0 | 61 |
| R8 | 0 | 0 | 0 | 0 | 0 | 0 | 0 | 0 | 0 | 57 |
| R9 | 0 | 0 | 0 | 0 | 0 | 0 | 0 | 0 | 0 | 56 |
| R10 | 0 | 0 | 0 | 0 | 0 | 0 | 0 | 0 | 0 | 54 |
| R12 | 0 | 0 | 0 | 0 | 0 | 0 | 0 | 0 | 0 | 56 |
| R14 | 0 | 0 | 0 | 0 | 0 | 0 | 0 | 0 | 0 | 54 |
| R16 | 0 | 0 | 0 | 0 | 0 | 0 | 0 | 0 | 0 | 52 |
| R18 | 0 | 0 | 0 | 0 | 0 | 0 | 0 | 0 | 0 | 51 |
| R22 | 0 | 0 | 0 | 0 | 0 | 0 | 0 | 0 | 0 | 0 |
| R23 | 0 | 0 | 0 | 0 | 0 | 0 | 0 | 0 | 0 | 0 |
| R24 | 0 | 0 | 0 | 0 | 0 | 0 | 0 | 0 | 0 | 0 |
| R25 | 0 | 0 | 0 | 0 | 0 | 0 | 0 | 0 | 0 | 0 |
| R27 | 0 | 0 | 0 | 0 | 0 | 0 | 0 | 0 | 0 | 0 |
| R29 | 0 | 0 | 0 | 0 | 0 | 0 | 0 | 0 | 0 | 0 |
| R32 | 0 | 0 | 0 | 0 | 0 | 0 | 0 | 0 | 0 | 0 |
| R33 | 0 | 0 | 0 | 0 | 0 | 0 | 0 | 0 | 0 | 59 |
| R34 | 0 | 0 | 0 | 0 | 0 | 0 | 0 | 0 | 0 | 0 |

**Table 3 - Noise Contribution from Sources at March 2017**

| | Work Site | | | | | | | | | |
|---|---|---|---|---|---|---|---|---|---|---|
| **NSRs** | **S1** | **S2** | **S3** | **S4** | **S5** | **S6** | **S7** | **S8** | **S9** | **S13** |
| R1 | 0 | 0 | 0 | 0 | 0 | 0 | 0 | 0 | 0 | 49 |
| R2 | 0 | 0 | 0 | 0 | 0 | 0 | 0 | 0 | 0 | 56 |
| R6 | 0 | 0 | 0 | 0 | 0 | 0 | 0 | 0 | 0 | 61 |
| R8 | 0 | 0 | 0 | 0 | 0 | 0 | 0 | 0 | 0 | 57 |
| R9 | 0 | 0 | 0 | 0 | 0 | 0 | 0 | 0 | 0 | 56 |
| R10 | 0 | 0 | 0 | 0 | 0 | 0 | 0 | 0 | 0 | 54 |
| R12 | 0 | 0 | 0 | 0 | 0 | 0 | 0 | 0 | 0 | 56 |
| R14 | 0 | 0 | 0 | 0 | 0 | 0 | 0 | 0 | 0 | 54 |
| R16 | 0 | 0 | 0 | 0 | 0 | 0 | 0 | 0 | 0 | 52 |
| R18 | 0 | 0 | 0 | 0 | 0 | 0 | 0 | 0 | 0 | 51 |
| R22 | 0 | 0 | 0 | 0 | 0 | 0 | 0 | 0 | 0 | 0 |
| R23 | 0 | 0 | 0 | 0 | 0 | 0 | 0 | 0 | 0 | 0 |
| R24 | 0 | 0 | 0 | 0 | 0 | 0 | 0 | 0 | 0 | 0 |
| R25 | 0 | 55 | 0 | 0 | 0 | 0 | 0 | 0 | 0 | 0 |
| R27 | 0 | 56 | 0 | 0 | 0 | 0 | 0 | 0 | 0 | 0 |
| R29 | 0 | 53 | 0 | 0 | 0 | 0 | 0 | 0 | 0 | 0 |
| R32 | 0 | 0 | 0 | 0 | 0 | 0 | 0 | 0 | 0 | 0 |
| R33 | 0 | 0 | 0 | 0 | 0 | 0 | 0 | 0 | 0 | 59 |
| R34 | 0 | 0 | 0 | 0 | 0 | 0 | 0 | 0 | 0 | 0 |

**Table 4 - Noise Contribution from Sources at Apr 2017**

| | Work Site | | | | | | | | | |
|---|---|---|---|---|---|---|---|---|---|---|
| **NSRs** | **S1** | **S2** | **S3** | **S4** | **S5** | **S6** | **S7** | **S8** | **S9** | **S13** |
| R1 | 0 | 0 | 0 | 0 | 0 | 0 | 0 | 0 | 0 | 49 |
| R2 | 0 | 0 | 0 | 0 | 0 | 0 | 0 | 0 | 0 | 56 |
| R6 | 0 | 0 | 0 | 0 | 0 | 0 | 0 | 0 | 0 | 61 |
| R8 | 0 | 0 | 0 | 0 | 0 | 0 | 0 | 0 | 0 | 57 |
| R9 | 0 | 0 | 0 | 0 | 0 | 0 | 0 | 0 | 0 | 56 |
| R10 | 0 | 0 | 0 | 0 | 0 | 0 | 0 | 0 | 0 | 54 |
| R12 | 0 | 0 | 0 | 0 | 0 | 0 | 0 | 0 | 0 | 56 |
| R14 | 0 | 0 | 0 | 0 | 0 | 0 | 0 | 0 | 0 | 54 |
| R16 | 0 | 0 | 0 | 0 | 0 | 0 | 0 | 0 | 0 | 52 |
| R18 | 0 | 0 | 0 | 0 | 0 | 0 | 0 | 0 | 0 | 51 |
| R22 | 0 | 0 | 0 | 0 | 0 | 0 | 0 | 0 | 0 | 0 |
| R23 | 0 | 0 | 0 | 0 | 0 | 0 | 0 | 0 | 0 | 0 |
| R24 | 0 | 0 | 0 | 0 | 0 | 0 | 0 | 0 | 0 | 0 |
| R25 | 0 | 55 | 0 | 0 | 0 | 0 | 0 | 0 | 0 | 0 |
| R27 | 0 | 56 | 0 | 0 | 0 | 0 | 0 | 0 | 0 | 0 |
| R29 | 0 | 53 | 0 | 0 | 0 | 0 | 0 | 0 | 0 | 0 |
| R32 | 0 | 0 | 0 | 0 | 0 | 0 | 0 | 0 | 0 | 0 |
| R33 | 0 | 0 | 0 | 0 | 0 | 0 | 0 | 0 | 0 | 59 |
| R34 | 0 | 0 | 0 | 0 | 0 | 0 | 0 | 0 | 0 | 0 |

**Table 5 - Noise Contribution from Sources at May 2017**

| | Work Site | | | | | | | | | |
|---|---|---|---|---|---|---|---|---|---|---|
| **NSRs** | **S1** | **S2** | **S3** | **S4** | **S5** | **S6** | **S7** | **S8** | **S9** | **S13** |
| R1 | 0 | 0 | 0 | 0 | 0 | 0 | 0 | 0 | 0 | 49 |
| R2 | 0 | 0 | 0 | 0 | 0 | 0 | 0 | 0 | 0 | 56 |
| R6 | 0 | 0 | 0 | 0 | 0 | 0 | 0 | 0 | 0 | 61 |
| R8 | 0 | 0 | 0 | 0 | 0 | 0 | 0 | 0 | 0 | 57 |
| R9 | 0 | 0 | 0 | 0 | 0 | 0 | 0 | 0 | 0 | 56 |
| R10 | 0 | 0 | 0 | 0 | 0 | 0 | 0 | 0 | 0 | 54 |
| R12 | 0 | 0 | 0 | 0 | 0 | 0 | 0 | 0 | 0 | 56 |
| R14 | 0 | 0 | 0 | 0 | 0 | 0 | 0 | 0 | 0 | 54 |
| R16 | 0 | 0 | 0 | 0 | 0 | 0 | 0 | 0 | 0 | 52 |
| R18 | 0 | 0 | 0 | 0 | 0 | 0 | 0 | 0 | 0 | 51 |
| R22 | 0 | 0 | 0 | 0 | 0 | 0 | 0 | 0 | 0 | 0 |
| R23 | 0 | 0 | 0 | 0 | 0 | 0 | 0 | 0 | 0 | 0 |
| R24 | 0 | 0 | 0 | 0 | 0 | 0 | 0 | 0 | 0 | 0 |
| R25 | 0 | 62 | 0 | 0 | 0 | 0 | 0 | 0 | 0 | 0 |
| R27 | 0 | 62 | 0 | 0 | 0 | 0 | 0 | 0 | 0 | 0 |
| R29 | 0 | 59 | 0 | 0 | 0 | 0 | 0 | 0 | 0 | 0 |
| R32 | 0 | 0 | 0 | 0 | 0 | 0 | 0 | 0 | 0 | 0 |
| R33 | 0 | 0 | 0 | 0 | 0 | 0 | 0 | 0 | 0 | 59 |
| R34 | 0 | 0 | 0 | 0 | 0 | 0 | 0 | 0 | 0 | 0 |

**Table 6 - Noise Contribution from Sources at Jun 2017**

| | Work Site | | | | | | | | | |
|---|---|---|---|---|---|---|---|---|---|---|
| **NSRs** | **S1** | **S2** | **S3** | **S4** | **S5** | **S6** | **S7** | **S8** | **S9** | **S13** |
| R1 | 0 | 0 | 0 | 0 | 0 | 0 | 0 | 0 | 0 | 49 |
| R2 | 0 | 0 | 0 | 0 | 0 | 0 | 0 | 0 | 0 | 56 |
| R6 | 0 | 0 | 0 | 0 | 0 | 0 | 0 | 0 | 0 | 61 |
| R8 | 0 | 0 | 0 | 0 | 0 | 0 | 0 | 0 | 0 | 57 |
| R9 | 0 | 0 | 0 | 0 | 0 | 0 | 0 | 0 | 0 | 56 |
| R10 | 0 | 0 | 0 | 0 | 0 | 0 | 0 | 0 | 0 | 54 |
| R12 | 0 | 0 | 0 | 0 | 0 | 0 | 0 | 0 | 0 | 56 |
| R14 | 0 | 0 | 0 | 0 | 0 | 0 | 0 | 0 | 0 | 54 |
| R16 | 0 | 0 | 0 | 0 | 0 | 0 | 0 | 0 | 0 | 52 |
| R18 | 0 | 0 | 0 | 0 | 0 | 0 | 0 | 0 | 0 | 51 |
| R22 | 0 | 0 | 0 | 0 | 0 | 0 | 0 | 0 | 0 | 0 |
| R23 | 0 | 0 | 0 | 0 | 0 | 0 | 0 | 0 | 0 | 0 |
| R24 | 0 | 0 | 0 | 0 | 0 | 0 | 0 | 0 | 0 | 0 |
| R25 | 0 | 62 | 0 | 0 | 0 | 0 | 0 | 0 | 0 | 0 |
| R27 | 0 | 62 | 0 | 0 | 0 | 0 | 0 | 0 | 0 | 0 |
| R29 | 0 | 59 | 0 | 0 | 0 | 0 | 0 | 0 | 0 | 0 |
| R32 | 0 | 0 | 0 | 0 | 0 | 0 | 0 | 0 | 0 | 0 |
| R33 | 0 | 0 | 0 | 0 | 0 | 0 | 0 | 0 | 0 | 59 |
| R34 | 0 | 0 | 0 | 0 | 0 | 0 | 0 | 0 | 0 | 0 |

**Prjject :** Cross Bay Link - Tseung Kwan O
**Title :** Monthly Contribution (Mitigated Scenario)
**Subtitle :** CBL (Mitigated)

**Table 7 - Noise Contribution from Sources at Jul 2017**

| | Work Site | | | | | | | | | |
|---|---|---|---|---|---|---|---|---|---|---|
| **NSRs** | **S1** | **S2** | **S3** | **S4** | **S5** | **S6** | **S7** | **S8** | **S9** | **S13** |
| R1 | 0 | 0 | 0 | 0 | 0 | 0 | 0 | 0 | 0 | 49 |
| R2 | 0 | 0 | 0 | 0 | 0 | 0 | 0 | 0 | 0 | 56 |
| R6 | 0 | 0 | 0 | 0 | 0 | 0 | 0 | 0 | 0 | 61 |
| R8 | 0 | 0 | 0 | 0 | 0 | 0 | 0 | 0 | 0 | 57 |
| R9 | 0 | 0 | 0 | 0 | 0 | 0 | 0 | 0 | 0 | 56 |
| R10 | 0 | 0 | 0 | 0 | 0 | 0 | 0 | 0 | 0 | 54 |
| R12 | 0 | 0 | 0 | 0 | 0 | 0 | 0 | 0 | 0 | 56 |
| R14 | 0 | 0 | 0 | 0 | 0 | 0 | 0 | 0 | 0 | 54 |
| R16 | 0 | 0 | 0 | 0 | 0 | 0 | 0 | 0 | 0 | 52 |
| R18 | 0 | 0 | 0 | 0 | 0 | 0 | 0 | 0 | 0 | 51 |
| R22 | 0 | 0 | 0 | 0 | 0 | 0 | 0 | 0 | 0 | 0 |
| R23 | 0 | 0 | 0 | 0 | 0 | 0 | 0 | 0 | 0 | 0 |
| R24 | 0 | 0 | 0 | 0 | 0 | 0 | 0 | 0 | 0 | 0 |
| R25 | 0 | 62 | 0 | 0 | 0 | 0 | 0 | 0 | 0 | 0 |
| R27 | 0 | 62 | 0 | 0 | 0 | 0 | 0 | 0 | 0 | 0 |
| R29 | 0 | 59 | 0 | 0 | 0 | 0 | 0 | 0 | 0 | 0 |
| R32 | 0 | 0 | 0 | 0 | 0 | 0 | 0 | 0 | 0 | 0 |
| R33 | 0 | 0 | 0 | 0 | 0 | 0 | 0 | 0 | 0 | 59 |
| R34 | 0 | 0 | 0 | 0 | 0 | 0 | 0 | 0 | 0 | 0 |

**Table 8 - Noise Contribution from Sources at Aug 2017**

| | Work Site | | | | | | | | | |
|---|---|---|---|---|---|---|---|---|---|---|
| **NSRs** | **S1** | **S2** | **S3** | **S4** | **S5** | **S6** | **S7** | **S8** | **S9** | **S13** |
| R1 | 0 | 0 | 0 | 0 | 0 | 0 | 0 | 0 | 0 | 49 |
| R2 | 0 | 0 | 0 | 0 | 0 | 0 | 0 | 57 | 0 | 56 |
| R6 | 0 | 0 | 0 | 0 | 0 | 0 | 0 | 64 | 0 | 61 |
| R8 | 0 | 0 | 0 | 0 | 0 | 0 | 0 | 63 | 0 | 57 |
| R9 | 0 | 0 | 0 | 0 | 0 | 0 | 55 | 64 | 0 | 56 |
| R10 | 0 | 0 | 0 | 0 | 0 | 0 | 57 | 65 | 0 | 54 |
| R12 | 0 | 0 | 0 | 0 | 0 | 0 | 0 | 72 | 0 | 56 |
| R14 | 0 | 0 | 0 | 0 | 0 | 0 | 60 | 73 | 0 | 54 |
| R16 | 0 | 0 | 0 | 0 | 0 | 0 | 61 | 70 | 0 | 52 |
| R18 | 0 | 0 | 0 | 0 | 0 | 0 | 62 | 67 | 0 | 51 |
| R22 | 0 | 0 | 0 | 0 | 0 | 0 | 63 | 62 | 0 | 0 |
| R23 | 0 | 0 | 0 | 0 | 0 | 0 | 67 | 63 | 0 | 0 |
| R24 | 0 | 0 | 0 | 0 | 0 | 0 | 70 | 62 | 0 | 0 |
| R25 | 0 | 62 | 0 | 0 | 0 | 0 | 72 | 60 | 0 | 0 |
| R27 | 0 | 62 | 0 | 0 | 0 | 0 | 65 | 57 | 0 | 0 |
| R29 | 0 | 59 | 0 | 0 | 0 | 0 | 61 | 0 | 0 | 0 |
| R32 | 0 | 0 | 0 | 0 | 0 | 0 | 56 | 0 | 0 | 0 |
| R33 | 0 | 0 | 0 | 0 | 0 | 0 | 0 | 61 | 0 | 59 |
| R34 | 0 | 0 | 0 | 0 | 0 | 0 | 60 | 0 | 0 | 0 |

**Table 9 - Noise Contribution from Sources at Sept 2017**

| | Work Site | | | | | | | | | |
|---|---|---|---|---|---|---|---|---|---|---|
| **NSRs** | **S1** | **S2** | **S3** | **S4** | **S5** | **S6** | **S7** | **S8** | **S9** | **S13** |
| R1 | 0 | 0 | 0 | 0 | 0 | 0 | 0 | 0 | 0 | 49 |
| R2 | 0 | 0 | 0 | 0 | 0 | 0 | 0 | 57 | 0 | 56 |
| R6 | 0 | 0 | 0 | 0 | 0 | 0 | 0 | 64 | 0 | 61 |
| R8 | 0 | 0 | 0 | 0 | 0 | 0 | 0 | 63 | 0 | 57 |
| R9 | 0 | 0 | 0 | 0 | 0 | 0 | 55 | 64 | 0 | 56 |
| R10 | 0 | 0 | 0 | 0 | 0 | 0 | 57 | 65 | 0 | 54 |
| R12 | 0 | 0 | 0 | 0 | 0 | 0 | 0 | 72 | 0 | 56 |
| R14 | 0 | 0 | 0 | 0 | 0 | 0 | 60 | 73 | 0 | 54 |
| R16 | 0 | 0 | 0 | 0 | 0 | 0 | 61 | 70 | 0 | 52 |
| R18 | 0 | 0 | 0 | 0 | 0 | 0 | 62 | 67 | 0 | 51 |
| R22 | 0 | 0 | 0 | 0 | 0 | 0 | 63 | 62 | 0 | 0 |
| R23 | 0 | 0 | 0 | 0 | 0 | 0 | 67 | 63 | 0 | 0 |
| R24 | 0 | 0 | 0 | 0 | 0 | 0 | 70 | 62 | 0 | 0 |
| R25 | 0 | 60 | 0 | 0 | 0 | 0 | 72 | 60 | 0 | 0 |
| R27 | 0 | 61 | 0 | 0 | 0 | 0 | 65 | 57 | 0 | 0 |
| R29 | 0 | 58 | 0 | 0 | 0 | 0 | 61 | 0 | 0 | 0 |
| R32 | 0 | 0 | 0 | 0 | 0 | 0 | 56 | 0 | 0 | 0 |
| R33 | 0 | 0 | 0 | 0 | 0 | 0 | 0 | 61 | 0 | 59 |
| R34 | 0 | 0 | 0 | 0 | 0 | 0 | 60 | 0 | 0 | 0 |

**Table 10 - Noise Contribution from Sources at Oct 2017**

| | Work Site | | | | | | | | | |
|---|---|---|---|---|---|---|---|---|---|---|
| **NSRs** | **S1** | **S2** | **S3** | **S4** | **S5** | **S6** | **S7** | **S8** | **S9** | **S13** |
| R1 | 0 | 0 | 0 | 0 | 0 | 0 | 0 | 0 | 0 | 49 |
| R2 | 0 | 0 | 0 | 0 | 0 | 0 | 0 | 57 | 0 | 56 |
| R6 | 0 | 0 | 0 | 0 | 0 | 0 | 0 | 64 | 0 | 61 |
| R8 | 0 | 0 | 0 | 0 | 0 | 0 | 0 | 63 | 0 | 57 |
| R9 | 0 | 0 | 0 | 0 | 0 | 0 | 55 | 64 | 0 | 56 |
| R10 | 0 | 0 | 0 | 0 | 0 | 0 | 57 | 65 | 0 | 54 |
| R12 | 0 | 0 | 0 | 0 | 0 | 0 | 0 | 72 | 0 | 56 |
| R14 | 0 | 0 | 0 | 0 | 0 | 0 | 60 | 73 | 0 | 54 |
| R16 | 0 | 0 | 0 | 0 | 0 | 0 | 61 | 70 | 0 | 52 |
| R18 | 0 | 0 | 0 | 0 | 0 | 0 | 62 | 67 | 0 | 51 |
| R22 | 0 | 0 | 0 | 0 | 0 | 0 | 63 | 62 | 0 | 0 |
| R23 | 0 | 0 | 0 | 0 | 0 | 0 | 67 | 63 | 0 | 0 |
| R24 | 0 | 0 | 0 | 0 | 0 | 0 | 70 | 62 | 0 | 0 |
| R25 | 0 | 61 | 0 | 0 | 0 | 0 | 72 | 60 | 0 | 0 |
| R27 | 0 | 62 | 0 | 0 | 0 | 0 | 65 | 57 | 0 | 0 |
| R29 | 0 | 59 | 0 | 0 | 0 | 0 | 61 | 0 | 0 | 0 |
| R32 | 0 | 0 | 0 | 0 | 0 | 0 | 56 | 0 | 0 | 0 |
| R33 | 0 | 0 | 0 | 0 | 0 | 0 | 0 | 61 | 0 | 59 |
| R34 | 0 | 0 | 0 | 0 | 0 | 0 | 60 | 0 | 0 | 0 |

**Table 11 - Noise Contribution from Sources at Nov 2017**

| | Work Site | | | | | | | | | |
|---|---|---|---|---|---|---|---|---|---|---|
| **NSRs** | **S1** | **S2** | **S3** | **S4** | **S5** | **S6** | **S7** | **S8** | **S9** | **S13** |
| R1 | 0 | 0 | 0 | 0 | 0 | 0 | 0 | 0 | 0 | 49 |
| R2 | 0 | 0 | 0 | 0 | 0 | 0 | 0 | 57 | 0 | 56 |
| R6 | 0 | 0 | 0 | 0 | 0 | 0 | 0 | 64 | 0 | 61 |
| R8 | 0 | 0 | 0 | 0 | 0 | 0 | 0 | 63 | 0 | 57 |
| R9 | 0 | 0 | 0 | 0 | 0 | 0 | 55 | 64 | 0 | 56 |
| R10 | 0 | 0 | 0 | 0 | 0 | 0 | 57 | 65 | 0 | 54 |
| R12 | 0 | 0 | 0 | 0 | 0 | 0 | 0 | 72 | 0 | 56 |
| R14 | 0 | 0 | 0 | 0 | 0 | 0 | 60 | 73 | 0 | 54 |
| R16 | 0 | 0 | 0 | 0 | 0 | 0 | 61 | 70 | 0 | 52 |
| R18 | 0 | 0 | 0 | 0 | 0 | 0 | 62 | 67 | 0 | 51 |
| R22 | 0 | 0 | 0 | 0 | 0 | 0 | 63 | 62 | 0 | 0 |
| R23 | 0 | 0 | 0 | 0 | 0 | 0 | 67 | 63 | 0 | 0 |
| R24 | 0 | 0 | 0 | 0 | 0 | 0 | 70 | 62 | 0 | 0 |
| R25 | 0 | 61 | 0 | 0 | 0 | 0 | 72 | 60 | 0 | 0 |
| R27 | 0 | 62 | 0 | 0 | 0 | 0 | 65 | 57 | 0 | 0 |
| R29 | 0 | 59 | 0 | 0 | 0 | 0 | 61 | 0 | 0 | 0 |
| R32 | 0 | 0 | 0 | 0 | 0 | 0 | 56 | 0 | 0 | 0 |
| R33 | 0 | 0 | 0 | 0 | 0 | 0 | 0 | 61 | 0 | 59 |
| R34 | 0 | 0 | 0 | 0 | 0 | 0 | 60 | 0 | 0 | 0 |

**Table 12 - Noise Contribution from Sources at Dec 2017**

| | Work Site | | | | | | | | | |
|---|---|---|---|---|---|---|---|---|---|---|
| **NSRs** | **S1** | **S2** | **S3** | **S4** | **S5** | **S6** | **S7** | **S8** | **S9** | **S13** |
| R1 | 0 | 0 | 0 | 0 | 0 | 0 | 0 | 0 | 0 | 49 |
| R2 | 0 | 0 | 0 | 0 | 0 | 0 | 0 | 58 | 0 | 56 |
| R6 | 0 | 0 | 0 | 0 | 0 | 0 | 0 | 65 | 0 | 61 |
| R8 | 0 | 0 | 0 | 0 | 0 | 0 | 0 | 64 | 0 | 57 |
| R9 | 0 | 0 | 0 | 0 | 0 | 0 | 56 | 65 | 0 | 56 |
| R10 | 0 | 0 | 0 | 0 | 0 | 0 | 57 | 66 | 0 | 54 |
| R12 | 0 | 0 | 0 | 0 | 0 | 0 | 0 | 73 | 0 | 56 |
| R14 | 0 | 0 | 0 | 0 | 0 | 0 | 61 | 74 | 0 | 54 |
| R16 | 0 | 0 | 0 | 0 | 0 | 0 | 62 | 71 | 0 | 52 |
| R18 | 0 | 0 | 0 | 0 | 0 | 0 | 62 | 68 | 0 | 51 |
| R22 | 0 | 0 | 0 | 0 | 0 | 0 | 64 | 63 | 0 | 0 |
| R23 | 0 | 0 | 0 | 0 | 0 | 0 | 68 | 64 | 0 | 0 |
| R24 | 0 | 0 | 0 | 0 | 0 | 0 | 71 | 63 | 0 | 0 |
| R25 | 0 | 61 | 0 | 0 | 0 | 0 | 73 | 61 | 0 | 0 |
| R27 | 0 | 62 | 0 | 0 | 0 | 0 | 66 | 58 | 0 | 0 |
| R29 | 0 | 59 | 0 | 0 | 0 | 0 | 62 | 0 | 0 | 0 |
| R32 | 0 | 0 | 0 | 0 | 0 | 0 | 56 | 0 | 0 | 0 |
| R33 | 0 | 0 | 0 | 0 | 0 | 0 | 0 | 62 | 0 | 59 |
| R34 | 0 | 0 | 0 | 0 | 0 | 0 | 61 | 0 | 0 | 0 |

**Prject :** Cross Bay Link - Tseung Kwan O
**Title :** Monthly Contribution (Mitigated Scenario)
**Subtitle :** CBL (Mitigated)

**Table 13 - Noise Contribution from Sources at Jan 2018**

| | Work Site | | | | | | | | | |
|---|---|---|---|---|---|---|---|---|---|---|
| **NSRs** | **S1** | **S2** | **S3** | **S4** | **S5** | **S6** | **S7** | **S8** | **S9** | **S13** |
| R1 | 0 | 0 | 0 | 0 | 0 | 0 | 0 | 0 | 0 | 49 |
| R2 | 0 | 0 | 0 | 0 | 0 | 0 | 0 | 58 | 0 | 56 |
| R6 | 0 | 0 | 0 | 0 | 0 | 0 | 0 | 65 | 0 | 61 |
| R8 | 0 | 0 | 0 | 0 | 0 | 0 | 0 | 64 | 0 | 57 |
| R9 | 0 | 0 | 0 | 0 | 0 | 0 | 56 | 65 | 0 | 56 |
| R10 | 0 | 0 | 0 | 0 | 0 | 0 | 57 | 66 | 0 | 54 |
| R12 | 0 | 0 | 0 | 0 | 0 | 0 | 0 | 73 | 0 | 56 |
| R14 | 0 | 0 | 0 | 0 | 0 | 0 | 61 | 74 | 0 | 54 |
| R16 | 0 | 0 | 0 | 0 | 0 | 0 | 62 | 71 | 0 | 52 |
| R18 | 0 | 0 | 0 | 0 | 0 | 0 | 62 | 68 | 0 | 51 |
| R22 | 0 | 0 | 0 | 0 | 0 | 0 | 64 | 63 | 0 | 0 |
| R23 | 0 | 0 | 0 | 0 | 0 | 0 | 68 | 64 | 0 | 0 |
| R24 | 0 | 0 | 0 | 0 | 0 | 0 | 71 | 63 | 0 | 0 |
| R25 | 0 | 60 | 0 | 0 | 58 | 0 | 73 | 61 | 0 | 0 |
| R27 | 0 | 61 | 0 | 0 | 61 | 0 | 66 | 58 | 0 | 0 |
| R29 | 0 | 58 | 0 | 0 | 57 | 0 | 62 | 0 | 0 | 0 |
| R32 | 0 | 0 | 0 | 0 | 51 | 0 | 56 | 0 | 0 | 0 |
| R33 | 0 | 0 | 0 | 0 | 0 | 0 | 0 | 62 | 0 | 59 |
| R34 | 0 | 0 | 0 | 0 | 50 | 0 | 61 | 0 | 0 | 0 |

**Table 14 - Noise Contribution from Sources at Feb 2018**

| | Work Site | | | | | | | | | |
|---|---|---|---|---|---|---|---|---|---|---|
| **NSRs** | **S1** | **S2** | **S3** | **S4** | **S5** | **S6** | **S7** | **S8** | **S9** | **S13** |
| R1 | 0 | 0 | 0 | 0 | 0 | 0 | 0 | 0 | 0 | 49 |
| R2 | 0 | 0 | 0 | 0 | 0 | 0 | 0 | 58 | 0 | 56 |
| R6 | 0 | 0 | 0 | 0 | 0 | 0 | 0 | 65 | 0 | 61 |
| R8 | 0 | 0 | 0 | 0 | 0 | 0 | 0 | 64 | 0 | 57 |
| R9 | 0 | 0 | 0 | 0 | 0 | 0 | 56 | 65 | 0 | 56 |
| R10 | 0 | 0 | 0 | 0 | 0 | 0 | 57 | 66 | 0 | 54 |
| R12 | 0 | 0 | 0 | 0 | 0 | 0 | 0 | 73 | 0 | 56 |
| R14 | 0 | 0 | 0 | 0 | 0 | 0 | 61 | 74 | 0 | 54 |
| R16 | 0 | 0 | 0 | 0 | 0 | 0 | 62 | 71 | 0 | 52 |
| R18 | 0 | 0 | 0 | 0 | 0 | 0 | 62 | 68 | 0 | 51 |
| R22 | 0 | 0 | 0 | 0 | 0 | 0 | 64 | 63 | 0 | 0 |
| R23 | 0 | 0 | 0 | 0 | 0 | 0 | 68 | 64 | 0 | 0 |
| R24 | 0 | 0 | 0 | 0 | 0 | 0 | 71 | 63 | 0 | 0 |
| R25 | 0 | 60 | 0 | 0 | 58 | 0 | 73 | 61 | 0 | 0 |
| R27 | 0 | 61 | 0 | 0 | 61 | 0 | 66 | 58 | 0 | 0 |
| R29 | 0 | 58 | 0 | 0 | 57 | 0 | 62 | 0 | 0 | 0 |
| R32 | 0 | 0 | 0 | 0 | 51 | 0 | 56 | 0 | 0 | 0 |
| R33 | 0 | 0 | 0 | 0 | 0 | 0 | 0 | 62 | 0 | 59 |
| R34 | 0 | 0 | 0 | 0 | 50 | 0 | 61 | 0 | 0 | 0 |

**Table 15 - Noise Contribution from Sources at March 2018**

| | Work Site | | | | | | | | | |
|---|---|---|---|---|---|---|---|---|---|---|
| **NSRs** | **S1** | **S2** | **S3** | **S4** | **S5** | **S6** | **S7** | **S8** | **S9** | **S13** |
| R1 | 0 | 0 | 0 | 0 | 0 | 0 | 0 | 0 | 0 | 49 |
| R2 | 0 | 0 | 0 | 0 | 0 | 0 | 0 | 58 | 0 | 56 |
| R6 | 0 | 0 | 0 | 0 | 0 | 0 | 0 | 65 | 0 | 61 |
| R8 | 0 | 0 | 0 | 0 | 0 | 0 | 0 | 64 | 0 | 57 |
| R9 | 0 | 0 | 0 | 0 | 0 | 0 | 56 | 65 | 0 | 56 |
| R10 | 0 | 0 | 0 | 0 | 0 | 0 | 57 | 66 | 0 | 54 |
| R12 | 0 | 0 | 0 | 0 | 0 | 0 | 0 | 73 | 0 | 56 |
| R14 | 0 | 0 | 0 | 0 | 0 | 0 | 61 | 74 | 0 | 54 |
| R16 | 0 | 0 | 0 | 0 | 0 | 0 | 62 | 71 | 0 | 52 |
| R18 | 0 | 0 | 0 | 0 | 0 | 51 | 62 | 68 | 0 | 51 |
| R22 | 0 | 0 | 0 | 0 | 0 | 0 | 64 | 63 | 0 | 0 |
| R23 | 0 | 0 | 0 | 0 | 0 | 0 | 68 | 64 | 0 | 0 |
| R24 | 0 | 0 | 0 | 0 | 0 | 0 | 71 | 63 | 0 | 0 |
| R25 | 0 | 60 | 0 | 0 | 59 | 0 | 73 | 61 | 0 | 0 |
| R27 | 0 | 61 | 0 | 0 | 62 | 69 | 66 | 58 | 0 | 0 |
| R29 | 0 | 58 | 0 | 0 | 58 | 67 | 62 | 0 | 0 | 0 |
| R32 | 0 | 0 | 0 | 0 | 52 | 57 | 56 | 0 | 0 | 0 |
| R33 | 0 | 0 | 0 | 0 | 0 | 0 | 0 | 62 | 0 | 59 |
| R34 | 0 | 0 | 0 | 0 | 51 | 53 | 61 | 0 | 0 | 0 |

**Table 16 - Noise Contribution from Sources at Apr 2018**

| | Work Site | | | | | | | | | |
|---|---|---|---|---|---|---|---|---|---|---|
| **NSRs** | **S1** | **S2** | **S3** | **S4** | **S5** | **S6** | **S7** | **S8** | **S9** | **S13** |
| R1 | 0 | 0 | 0 | 0 | 0 | 0 | 0 | 0 | 0 | 49 |
| R2 | 0 | 0 | 0 | 0 | 0 | 0 | 0 | 58 | 0 | 56 |
| R6 | 0 | 0 | 0 | 0 | 0 | 0 | 0 | 65 | 0 | 61 |
| R8 | 0 | 0 | 0 | 0 | 0 | 0 | 0 | 64 | 0 | 57 |
| R9 | 0 | 0 | 0 | 0 | 0 | 0 | 56 | 65 | 0 | 56 |
| R10 | 0 | 0 | 0 | 0 | 0 | 0 | 57 | 66 | 0 | 54 |
| R12 | 0 | 0 | 0 | 0 | 0 | 0 | 0 | 73 | 0 | 56 |
| R14 | 0 | 0 | 0 | 0 | 0 | 0 | 61 | 74 | 0 | 54 |
| R16 | 0 | 0 | 0 | 0 | 0 | 0 | 62 | 71 | 0 | 52 |
| R18 | 0 | 0 | 0 | 0 | 0 | 51 | 62 | 68 | 0 | 51 |
| R22 | 0 | 0 | 0 | 0 | 0 | 0 | 64 | 63 | 0 | 0 |
| R23 | 0 | 0 | 0 | 0 | 0 | 0 | 68 | 64 | 0 | 0 |
| R24 | 0 | 0 | 0 | 0 | 0 | 0 | 71 | 63 | 0 | 0 |
| R25 | 0 | 60 | 0 | 0 | 59 | 0 | 73 | 61 | 0 | 0 |
| R27 | 0 | 61 | 0 | 0 | 62 | 69 | 66 | 58 | 0 | 0 |
| R29 | 0 | 58 | 0 | 0 | 58 | 67 | 62 | 0 | 0 | 0 |
| R32 | 0 | 0 | 0 | 0 | 52 | 57 | 56 | 0 | 0 | 0 |
| R33 | 0 | 0 | 0 | 0 | 0 | 0 | 0 | 62 | 0 | 59 |
| R34 | 0 | 0 | 0 | 0 | 51 | 53 | 61 | 0 | 0 | 0 |

**Table 17 - Noise Contribution from Sources at May 2018**

| | Work Site | | | | | | | | | |
|---|---|---|---|---|---|---|---|---|---|---|
| **NSRs** | **S1** | **S2** | **S3** | **S4** | **S5** | **S6** | **S7** | **S8** | **S9** | **S13** |
| R1 | 0 | 0 | 0 | 0 | 0 | 0 | 0 | 0 | 0 | 49 |
| R2 | 0 | 0 | 0 | 0 | 0 | 0 | 0 | 58 | 0 | 56 |
| R6 | 0 | 0 | 0 | 0 | 0 | 0 | 0 | 65 | 0 | 61 |
| R8 | 0 | 0 | 0 | 0 | 0 | 0 | 0 | 64 | 0 | 57 |
| R9 | 0 | 0 | 0 | 0 | 0 | 0 | 56 | 65 | 0 | 56 |
| R10 | 0 | 0 | 0 | 0 | 0 | 0 | 57 | 66 | 0 | 54 |
| R12 | 0 | 0 | 0 | 0 | 0 | 0 | 0 | 73 | 0 | 56 |
| R14 | 0 | 0 | 0 | 0 | 0 | 0 | 61 | 74 | 0 | 54 |
| R16 | 0 | 0 | 0 | 0 | 0 | 0 | 62 | 71 | 0 | 52 |
| R18 | 0 | 0 | 0 | 0 | 0 | 51 | 62 | 68 | 0 | 51 |
| R22 | 0 | 0 | 0 | 0 | 0 | 0 | 64 | 63 | 0 | 0 |
| R23 | 0 | 0 | 0 | 0 | 0 | 0 | 68 | 64 | 0 | 0 |
| R24 | 0 | 0 | 0 | 0 | 0 | 0 | 71 | 63 | 0 | 0 |
| R25 | 0 | 60 | 0 | 0 | 59 | 0 | 73 | 61 | 0 | 0 |
| R27 | 0 | 61 | 0 | 0 | 62 | 69 | 66 | 58 | 0 | 0 |
| R29 | 0 | 58 | 0 | 0 | 58 | 67 | 62 | 0 | 0 | 0 |
| R32 | 0 | 0 | 0 | 0 | 52 | 57 | 56 | 0 | 0 | 0 |
| R33 | 0 | 0 | 0 | 0 | 0 | 0 | 0 | 62 | 0 | 59 |
| R34 | 0 | 0 | 0 | 0 | 51 | 53 | 61 | 0 | 0 | 0 |

**Table 18 - Noise Contribution from Sources at Jun 2018**

| | Work Site | | | | | | | | | |
|---|---|---|---|---|---|---|---|---|---|---|
| **NSRs** | **S1** | **S2** | **S3** | **S4** | **S5** | **S6** | **S7** | **S8** | **S9** | **S13** |
| R1 | 0 | 0 | 0 | 0 | 0 | 0 | 0 | 0 | 50 | 49 |
| R2 | 0 | 0 | 0 | 0 | 0 | 0 | 0 | 50 | 59 | 56 |
| R6 | 0 | 0 | 0 | 0 | 0 | 0 | 0 | 56 | 62 | 61 |
| R8 | 0 | 0 | 0 | 0 | 0 | 0 | 0 | 56 | 58 | 57 |
| R9 | 0 | 0 | 0 | 0 | 0 | 0 | 49 | 57 | 55 | 56 |
| R10 | 0 | 0 | 0 | 0 | 0 | 0 | 50 | 58 | 54 | 54 |
| R12 | 0 | 0 | 0 | 0 | 0 | 0 | 0 | 65 | 55 | 56 |
| R14 | 0 | 0 | 0 | 0 | 0 | 0 | 53 | 66 | 53 | 54 |
| R16 | 0 | 0 | 0 | 0 | 0 | 0 | 54 | 63 | 51 | 52 |
| R18 | 0 | 0 | 0 | 0 | 0 | 51 | 55 | 59 | 50 | 51 |
| R22 | 0 | 0 | 0 | 0 | 0 | 0 | 56 | 55 | 0 | 0 |
| R23 | 0 | 0 | 0 | 0 | 0 | 0 | 60 | 55 | 0 | 0 |
| R24 | 0 | 0 | 0 | 0 | 0 | 0 | 63 | 55 | 0 | 0 |
| R25 | 0 | 60 | 0 | 0 | 0 | 0 | 65 | 53 | 0 | 0 |
| R27 | 0 | 61 | 0 | 0 | 0 | 69 | 58 | 50 | 0 | 0 |
| R29 | 0 | 58 | 0 | 0 | 0 | 67 | 54 | 0 | 0 | 0 |
| R32 | 0 | 0 | 0 | 0 | 0 | 57 | 49 | 0 | 0 | 0 |
| R33 | 0 | 0 | 0 | 0 | 0 | 0 | 0 | 54 | 60 | 59 |
| R34 | 0 | 0 | 0 | 0 | 0 | 53 | 53 | 0 | 0 | 0 |

**Prjject :** Cross Bay Link - Tseung Kwan O
**Title :** Monthly Contribution (Mitigated Scenario)
**Subtitle :** CBL (Mitigated)

**Table 19 - Noise Contribution from Sources at Jul 2018**

| | Work Site | | | | | | | | | |
|---|---|---|---|---|---|---|---|---|---|---|
| **NSRs** | **S1** | **S2** | **S3** | **S4** | **S5** | **S6** | **S7** | **S8** | **S9** | **S13** |
| R1 | 0 | 0 | 0 | 0 | 0 | 0 | 0 | 0 | 50 | 49 |
| R2 | 0 | 0 | 0 | 0 | 0 | 0 | 0 | 50 | 59 | 56 |
| R6 | 0 | 0 | 0 | 0 | 0 | 0 | 0 | 56 | 62 | 61 |
| R8 | 0 | 0 | 0 | 0 | 0 | 0 | 0 | 56 | 58 | 57 |
| R9 | 0 | 0 | 0 | 0 | 0 | 0 | 49 | 57 | 55 | 56 |
| R10 | 0 | 0 | 0 | 0 | 0 | 0 | 50 | 58 | 54 | 54 |
| R12 | 0 | 0 | 0 | 0 | 0 | 0 | 0 | 65 | 55 | 56 |
| R14 | 0 | 0 | 0 | 0 | 0 | 0 | 53 | 66 | 53 | 54 |
| R16 | 0 | 0 | 0 | 0 | 0 | 0 | 54 | 63 | 51 | 52 |
| R18 | 0 | 0 | 0 | 0 | 0 | 49 | 55 | 59 | 50 | 51 |
| R22 | 0 | 0 | 0 | 0 | 0 | 0 | 56 | 55 | 0 | 0 |
| R23 | 0 | 0 | 0 | 0 | 0 | 0 | 60 | 55 | 0 | 0 |
| R24 | 0 | 0 | 0 | 0 | 0 | 0 | 63 | 55 | 0 | 0 |
| R25 | 0 | 60 | 0 | 0 | 0 | 0 | 65 | 53 | 0 | 0 |
| R27 | 0 | 61 | 0 | 0 | 0 | 66 | 58 | 50 | 0 | 0 |
| R29 | 0 | 58 | 0 | 0 | 0 | 65 | 54 | 0 | 0 | 0 |
| R32 | 0 | 0 | 0 | 0 | 0 | 54 | 49 | 0 | 0 | 0 |
| R33 | 0 | 0 | 0 | 0 | 0 | 0 | 0 | 54 | 60 | 59 |
| R34 | 0 | 0 | 0 | 0 | 0 | 50 | 53 | 0 | 0 | 0 |

**Table 20 - Noise Contribution from Sources at Aug 2018**

| | Work Site | | | | | | | | | |
|---|---|---|---|---|---|---|---|---|---|---|
| **NSRs** | **S1** | **S2** | **S3** | **S4** | **S5** | **S6** | **S7** | **S8** | **S9** | **S13** |
| R1 | 0 | 0 | 0 | 0 | 0 | 0 | 0 | 0 | 50 | 49 |
| R2 | 0 | 0 | 0 | 0 | 0 | 0 | 0 | 50 | 59 | 56 |
| R6 | 0 | 0 | 0 | 0 | 0 | 0 | 0 | 56 | 62 | 61 |
| R8 | 0 | 0 | 0 | 0 | 0 | 0 | 0 | 56 | 58 | 57 |
| R9 | 0 | 0 | 0 | 0 | 0 | 0 | 49 | 57 | 55 | 56 |
| R10 | 0 | 0 | 0 | 0 | 0 | 0 | 50 | 58 | 54 | 54 |
| R12 | 0 | 0 | 0 | 0 | 0 | 0 | 0 | 65 | 55 | 56 |
| R14 | 0 | 0 | 0 | 0 | 0 | 0 | 53 | 66 | 53 | 54 |
| R16 | 0 | 0 | 0 | 0 | 0 | 0 | 54 | 63 | 51 | 52 |
| R18 | 0 | 0 | 0 | 0 | 0 | 49 | 55 | 59 | 50 | 51 |
| R22 | 0 | 0 | 0 | 0 | 0 | 0 | 56 | 55 | 0 | 0 |
| R23 | 0 | 0 | 0 | 0 | 0 | 0 | 60 | 55 | 0 | 0 |
| R24 | 0 | 0 | 0 | 0 | 0 | 0 | 63 | 55 | 0 | 0 |
| R25 | 0 | 60 | 0 | 0 | 0 | 0 | 65 | 53 | 0 | 0 |
| R27 | 0 | 61 | 0 | 0 | 0 | 66 | 58 | 50 | 0 | 0 |
| R29 | 0 | 57 | 0 | 0 | 0 | 65 | 54 | 0 | 0 | 0 |
| R32 | 0 | 0 | 0 | 0 | 0 | 54 | 49 | 0 | 0 | 0 |
| R33 | 0 | 0 | 0 | 0 | 0 | 0 | 0 | 54 | 60 | 59 |
| R34 | 0 | 0 | 0 | 0 | 0 | 50 | 53 | 0 | 0 | 0 |

**Table 21 - Noise Contribution from Sources at Sept 2018**

| | Work Site | | | | | | | | | |
|---|---|---|---|---|---|---|---|---|---|---|
| **NSRs** | **S1** | **S2** | **S3** | **S4** | **S5** | **S6** | **S7** | **S8** | **S9** | **S13** |
| R1 | 0 | 0 | 0 | 0 | 0 | 0 | 0 | 0 | 50 | 49 |
| R2 | 0 | 0 | 0 | 0 | 0 | 0 | 0 | 50 | 59 | 56 |
| R6 | 0 | 0 | 0 | 0 | 0 | 0 | 0 | 56 | 62 | 61 |
| R8 | 0 | 0 | 0 | 0 | 0 | 0 | 0 | 56 | 58 | 57 |
| R9 | 0 | 0 | 0 | 0 | 0 | 0 | 49 | 57 | 55 | 56 |
| R10 | 0 | 0 | 0 | 0 | 0 | 0 | 50 | 58 | 54 | 54 |
| R12 | 0 | 0 | 0 | 0 | 0 | 0 | 0 | 65 | 55 | 56 |
| R14 | 0 | 0 | 0 | 0 | 0 | 0 | 53 | 66 | 53 | 54 |
| R16 | 0 | 0 | 0 | 0 | 0 | 0 | 54 | 63 | 51 | 52 |
| R18 | 0 | 0 | 0 | 0 | 0 | 49 | 55 | 59 | 50 | 51 |
| R22 | 0 | 0 | 0 | 0 | 0 | 0 | 56 | 55 | 0 | 0 |
| R23 | 0 | 0 | 0 | 0 | 0 | 0 | 60 | 55 | 0 | 0 |
| R24 | 0 | 0 | 0 | 0 | 0 | 0 | 63 | 55 | 0 | 0 |
| R25 | 0 | 60 | 0 | 0 | 0 | 0 | 65 | 53 | 0 | 0 |
| R27 | 0 | 61 | 0 | 0 | 0 | 66 | 58 | 50 | 0 | 0 |
| R29 | 0 | 57 | 0 | 0 | 0 | 65 | 54 | 0 | 0 | 0 |
| R32 | 0 | 0 | 0 | 0 | 0 | 54 | 49 | 0 | 0 | 0 |
| R33 | 0 | 0 | 0 | 0 | 0 | 0 | 0 | 54 | 60 | 59 |
| R34 | 0 | 0 | 0 | 0 | 0 | 50 | 53 | 0 | 0 | 0 |

**Table 22 - Noise Contribution from Sources at Oct 2018**

| | Work Site | | | | | | | | | |
|---|---|---|---|---|---|---|---|---|---|---|
| **NSRs** | **S1** | **S2** | **S3** | **S4** | **S5** | **S6** | **S7** | **S8** | **S9** | **S13** |
| R1 | 0 | 0 | 0 | 0 | 0 | 0 | 0 | 0 | 52 | 49 |
| R2 | 0 | 0 | 0 | 0 | 0 | 0 | 0 | 52 | 61 | 56 |
| R6 | 0 | 0 | 0 | 0 | 0 | 0 | 0 | 58 | 64 | 61 |
| R8 | 0 | 0 | 0 | 0 | 0 | 0 | 0 | 58 | 59 | 57 |
| R9 | 0 | 0 | 0 | 0 | 0 | 0 | 50 | 58 | 57 | 56 |
| R10 | 0 | 0 | 0 | 0 | 0 | 0 | 51 | 59 | 55 | 54 |
| R12 | 0 | 0 | 0 | 0 | 0 | 0 | 0 | 67 | 56 | 56 |
| R14 | 0 | 0 | 0 | 0 | 0 | 0 | 55 | 68 | 54 | 54 |
| R16 | 0 | 0 | 0 | 0 | 0 | 0 | 56 | 65 | 53 | 52 |
| R18 | 0 | 0 | 0 | 0 | 0 | 49 | 56 | 61 | 51 | 51 |
| R22 | 0 | 0 | 0 | 0 | 0 | 0 | 58 | 56 | 0 | 0 |
| R23 | 0 | 0 | 0 | 0 | 0 | 0 | 62 | 57 | 0 | 0 |
| R24 | 0 | 0 | 0 | 0 | 0 | 0 | 65 | 57 | 0 | 0 |
| R25 | 0 | 60 | 0 | 0 | 0 | 0 | 67 | 55 | 0 | 0 |
| R27 | 0 | 61 | 0 | 0 | 0 | 66 | 60 | 52 | 0 | 0 |
| R29 | 0 | 57 | 0 | 0 | 0 | 65 | 56 | 0 | 0 | 0 |
| R32 | 0 | 0 | 0 | 0 | 0 | 54 | 50 | 0 | 0 | 0 |
| R33 | 0 | 0 | 0 | 0 | 0 | 0 | 0 | 55 | 62 | 59 |
| R34 | 0 | 0 | 0 | 0 | 0 | 50 | 55 | 0 | 0 | 0 |

**Table 23 - Noise Contribution from Sources at Nov 2018**

| | Work Site | | | | | | | | | |
|---|---|---|---|---|---|---|---|---|---|---|
| **NSRs** | **S1** | **S2** | **S3** | **S4** | **S5** | **S6** | **S7** | **S8** | **S9** | **S13** |
| R1 | 0 | 0 | 0 | 0 | 0 | 0 | 0 | 0 | 52 | 49 |
| R2 | 0 | 0 | 0 | 0 | 0 | 0 | 0 | 52 | 61 | 56 |
| R6 | 0 | 0 | 0 | 0 | 0 | 0 | 0 | 58 | 64 | 61 |
| R8 | 0 | 0 | 0 | 0 | 0 | 0 | 0 | 58 | 59 | 57 |
| R9 | 0 | 0 | 0 | 0 | 0 | 0 | 50 | 58 | 57 | 56 |
| R10 | 0 | 0 | 0 | 0 | 0 | 0 | 51 | 59 | 55 | 54 |
| R12 | 0 | 0 | 0 | 0 | 0 | 0 | 0 | 67 | 56 | 56 |
| R14 | 0 | 0 | 0 | 0 | 0 | 0 | 55 | 68 | 54 | 54 |
| R16 | 0 | 0 | 0 | 0 | 0 | 0 | 56 | 65 | 53 | 52 |
| R18 | 0 | 0 | 0 | 0 | 0 | 0 | 56 | 61 | 51 | 51 |
| R22 | 0 | 0 | 0 | 0 | 0 | 0 | 58 | 56 | 0 | 0 |
| R23 | 0 | 0 | 0 | 0 | 0 | 0 | 62 | 57 | 0 | 0 |
| R24 | 0 | 0 | 0 | 0 | 0 | 0 | 65 | 57 | 0 | 0 |
| R25 | 0 | 60 | 0 | 0 | 0 | 0 | 67 | 55 | 0 | 0 |
| R27 | 0 | 61 | 0 | 0 | 0 | 0 | 60 | 52 | 0 | 0 |
| R29 | 0 | 57 | 0 | 0 | 0 | 0 | 56 | 0 | 0 | 0 |
| R32 | 0 | 0 | 0 | 0 | 0 | 0 | 50 | 0 | 0 | 0 |
| R33 | 0 | 0 | 0 | 0 | 0 | 0 | 0 | 55 | 62 | 59 |
| R34 | 0 | 0 | 0 | 0 | 0 | 0 | 55 | 0 | 0 | 0 |

**Table 24 - Noise Contribution from Sources at Dec 2018**

| | Work Site | | | | | | | | | |
|---|---|---|---|---|---|---|---|---|---|---|
| **NSRs** | **S1** | **S2** | **S3** | **S4** | **S5** | **S6** | **S7** | **S8** | **S9** | **S13** |
| R1 | 0 | 0 | 0 | 0 | 0 | 0 | 0 | 0 | 52 | 49 |
| R2 | 0 | 0 | 0 | 0 | 0 | 0 | 0 | 52 | 61 | 56 |
| R6 | 0 | 0 | 0 | 0 | 0 | 0 | 0 | 58 | 64 | 61 |
| R8 | 0 | 0 | 0 | 0 | 0 | 0 | 0 | 58 | 59 | 57 |
| R9 | 0 | 0 | 0 | 0 | 0 | 0 | 50 | 58 | 57 | 56 |
| R10 | 0 | 0 | 0 | 0 | 0 | 0 | 51 | 59 | 55 | 54 |
| R12 | 0 | 0 | 0 | 0 | 0 | 0 | 0 | 67 | 56 | 56 |
| R14 | 0 | 0 | 0 | 0 | 0 | 0 | 55 | 68 | 54 | 54 |
| R16 | 0 | 0 | 0 | 0 | 0 | 0 | 56 | 65 | 53 | 52 |
| R18 | 0 | 0 | 0 | 0 | 0 | 0 | 56 | 61 | 51 | 51 |
| R22 | 0 | 0 | 0 | 0 | 0 | 0 | 58 | 56 | 0 | 0 |
| R23 | 0 | 0 | 0 | 0 | 0 | 0 | 62 | 57 | 0 | 0 |
| R24 | 0 | 0 | 0 | 0 | 0 | 0 | 65 | 57 | 0 | 0 |
| R25 | 0 | 60 | 0 | 0 | 0 | 0 | 67 | 55 | 0 | 0 |
| R27 | 0 | 61 | 0 | 0 | 0 | 0 | 60 | 52 | 0 | 0 |
| R29 | 0 | 57 | 0 | 0 | 0 | 0 | 56 | 0 | 0 | 0 |
| R32 | 0 | 0 | 0 | 0 | 0 | 0 | 50 | 0 | 0 | 0 |
| R33 | 0 | 0 | 0 | 0 | 0 | 0 | 0 | 55 | 62 | 59 |
| R34 | 0 | 0 | 0 | 0 | 0 | 0 | 55 | 0 | 0 | 0 |

**Prjject :** Cross Bay Link - Tseung Kwan O
**Title :** Monthly Contribution (Mitigated Scenario)
**Subtitle :** CBL (Mitigated)

**Table 25 - Noise Contribution from Sources at Jan 2019**

| | Work Site | | | | | | | | | |
|---|---|---|---|---|---|---|---|---|---|---|
| **NSRs** | **S1** | **S2** | **S3** | **S4** | **S5** | **S6** | **S7** | **S8** | **S9** | **S13** |
| R1 | 0 | 0 | 0 | 0 | 0 | 0 | 0 | 0 | 52 | 49 |
| R2 | 0 | 0 | 0 | 0 | 0 | 0 | 0 | 52 | 61 | 56 |
| R6 | 0 | 0 | 0 | 0 | 0 | 0 | 0 | 58 | 64 | 61 |
| R8 | 0 | 0 | 0 | 0 | 0 | 0 | 0 | 58 | 59 | 57 |
| R9 | 0 | 0 | 0 | 0 | 0 | 0 | 50 | 58 | 57 | 56 |
| R10 | 0 | 0 | 0 | 0 | 0 | 0 | 51 | 59 | 55 | 54 |
| R12 | 0 | 0 | 0 | 0 | 0 | 0 | 0 | 67 | 56 | 56 |
| R14 | 0 | 0 | 0 | 0 | 0 | 0 | 55 | 68 | 54 | 54 |
| R16 | 0 | 0 | 0 | 0 | 0 | 0 | 56 | 65 | 53 | 52 |
| R18 | 0 | 0 | 0 | 0 | 0 | 0 | 56 | 61 | 51 | 51 |
| R22 | 0 | 0 | 0 | 0 | 0 | 0 | 58 | 56 | 0 | 0 |
| R23 | 0 | 0 | 0 | 0 | 0 | 0 | 62 | 57 | 0 | 0 |
| R24 | 0 | 0 | 0 | 0 | 0 | 0 | 65 | 57 | 0 | 0 |
| R25 | 0 | 60 | 0 | 0 | 0 | 0 | 67 | 55 | 0 | 0 |
| R27 | 0 | 61 | 0 | 0 | 0 | 0 | 60 | 52 | 0 | 0 |
| R29 | 0 | 57 | 0 | 0 | 0 | 0 | 56 | 0 | 0 | 0 |
| R32 | 0 | 0 | 0 | 0 | 0 | 0 | 50 | 0 | 0 | 0 |
| R33 | 0 | 0 | 0 | 0 | 0 | 0 | 0 | 55 | 62 | 59 |
| R34 | 0 | 0 | 0 | 0 | 0 | 0 | 55 | 0 | 0 | 0 |

**Table 26 - Noise Contribution from Sources at Feb 2019**

| | Work Site | | | | | | | | | |
|---|---|---|---|---|---|---|---|---|---|---|
| **NSRs** | **S1** | **S2** | **S3** | **S4** | **S5** | **S6** | **S7** | **S8** | **S9** | **S13** |
| R1 | 0 | 0 | 0 | 0 | 0 | 0 | 0 | 0 | 52 | 49 |
| R2 | 0 | 0 | 0 | 0 | 0 | 0 | 0 | 52 | 61 | 56 |
| R6 | 0 | 0 | 0 | 0 | 0 | 0 | 0 | 58 | 64 | 61 |
| R8 | 0 | 0 | 0 | 0 | 0 | 0 | 0 | 58 | 59 | 57 |
| R9 | 0 | 0 | 0 | 0 | 0 | 0 | 50 | 58 | 57 | 56 |
| R10 | 0 | 0 | 0 | 0 | 0 | 0 | 51 | 59 | 55 | 54 |
| R12 | 0 | 0 | 0 | 0 | 0 | 0 | 0 | 67 | 56 | 56 |
| R14 | 0 | 0 | 0 | 0 | 0 | 0 | 55 | 68 | 54 | 54 |
| R16 | 0 | 0 | 0 | 0 | 0 | 0 | 56 | 65 | 53 | 52 |
| R18 | 0 | 0 | 0 | 0 | 0 | 0 | 56 | 61 | 51 | 51 |
| R22 | 0 | 0 | 0 | 0 | 0 | 0 | 58 | 56 | 0 | 0 |
| R23 | 0 | 0 | 0 | 0 | 0 | 0 | 62 | 57 | 0 | 0 |
| R24 | 0 | 0 | 0 | 0 | 0 | 0 | 65 | 57 | 0 | 0 |
| R25 | 0 | 60 | 0 | 0 | 0 | 0 | 67 | 55 | 0 | 0 |
| R27 | 0 | 61 | 0 | 0 | 0 | 0 | 60 | 52 | 0 | 0 |
| R29 | 0 | 57 | 0 | 0 | 0 | 0 | 56 | 0 | 0 | 0 |
| R32 | 0 | 0 | 0 | 0 | 0 | 0 | 50 | 0 | 0 | 0 |
| R33 | 0 | 0 | 0 | 0 | 0 | 0 | 0 | 55 | 62 | 59 |
| R34 | 0 | 0 | 0 | 0 | 0 | 0 | 55 | 0 | 0 | 0 |

**Table 27 - Noise Contribution from Sources at March 2019**

| | Work Site | | | | | | | | | |
|---|---|---|---|---|---|---|---|---|---|---|
| **NSRs** | **S1** | **S2** | **S3** | **S4** | **S5** | **S6** | **S7** | **S8** | **S9** | **S13** |
| R1 | 0 | 0 | 0 | 0 | 0 | 0 | 0 | 0 | 52 | 49 |
| R2 | 0 | 0 | 0 | 0 | 0 | 0 | 0 | 52 | 61 | 56 |
| R6 | 0 | 0 | 0 | 0 | 0 | 0 | 0 | 58 | 64 | 61 |
| R8 | 0 | 0 | 0 | 0 | 0 | 0 | 0 | 58 | 59 | 57 |
| R9 | 0 | 0 | 0 | 0 | 0 | 0 | 50 | 58 | 57 | 56 |
| R10 | 0 | 0 | 0 | 0 | 0 | 0 | 51 | 59 | 55 | 54 |
| R12 | 0 | 0 | 0 | 0 | 0 | 0 | 0 | 67 | 56 | 56 |
| R14 | 0 | 0 | 0 | 0 | 0 | 0 | 55 | 68 | 54 | 54 |
| R16 | 0 | 0 | 0 | 0 | 0 | 0 | 56 | 65 | 53 | 52 |
| R18 | 0 | 0 | 0 | 0 | 0 | 0 | 56 | 61 | 51 | 51 |
| R22 | 0 | 0 | 0 | 0 | 0 | 0 | 58 | 56 | 0 | 0 |
| R23 | 0 | 0 | 0 | 0 | 0 | 0 | 62 | 57 | 0 | 0 |
| R24 | 0 | 0 | 0 | 0 | 0 | 0 | 65 | 57 | 0 | 0 |
| R25 | 0 | 60 | 0 | 0 | 0 | 0 | 67 | 55 | 0 | 0 |
| R27 | 0 | 61 | 0 | 0 | 0 | 0 | 60 | 52 | 0 | 0 |
| R29 | 0 | 57 | 0 | 0 | 0 | 0 | 56 | 0 | 0 | 0 |
| R32 | 0 | 0 | 0 | 0 | 0 | 0 | 50 | 0 | 0 | 0 |
| R33 | 0 | 0 | 0 | 0 | 0 | 0 | 0 | 55 | 62 | 59 |
| R34 | 0 | 0 | 0 | 0 | 0 | 0 | 55 | 0 | 0 | 0 |

**Table 28 - Noise Contribution from Sources at Apr 2019**

| | Work Site | | | | | | | | | |
|---|---|---|---|---|---|---|---|---|---|---|
| **NSRs** | **S1** | **S2** | **S3** | **S4** | **S5** | **S6** | **S7** | **S8** | **S9** | **S13** |
| R1 | 0 | 0 | 0 | 0 | 0 | 0 | 0 | 0 | 45 | 49 |
| R2 | 0 | 0 | 0 | 0 | 0 | 0 | 0 | 45 | 54 | 56 |
| R6 | 0 | 0 | 0 | 0 | 0 | 0 | 0 | 52 | 58 | 61 |
| R8 | 0 | 0 | 0 | 0 | 0 | 0 | 0 | 51 | 53 | 57 |
| R9 | 0 | 0 | 0 | 0 | 0 | 0 | 44 | 52 | 50 | 56 |
| R10 | 0 | 0 | 0 | 0 | 0 | 0 | 45 | 53 | 49 | 54 |
| R12 | 0 | 0 | 0 | 0 | 0 | 0 | 0 | 60 | 50 | 56 |
| R14 | 0 | 0 | 0 | 0 | 0 | 0 | 48 | 61 | 48 | 54 |
| R16 | 0 | 0 | 0 | 0 | 0 | 0 | 49 | 58 | 46 | 52 |
| R18 | 0 | 0 | 0 | 0 | 0 | 0 | 50 | 55 | 45 | 51 |
| R22 | 0 | 0 | 0 | 0 | 0 | 0 | 51 | 50 | 0 | 0 |
| R23 | 0 | 0 | 0 | 0 | 0 | 0 | 55 | 50 | 0 | 0 |
| R24 | 0 | 0 | 0 | 0 | 0 | 0 | 58 | 50 | 0 | 0 |
| R25 | 0 | 0 | 0 | 0 | 0 | 0 | 60 | 48 | 0 | 0 |
| R27 | 0 | 0 | 0 | 0 | 0 | 0 | 54 | 45 | 0 | 0 |
| R29 | 0 | 0 | 0 | 0 | 0 | 0 | 49 | 0 | 0 | 0 |
| R32 | 0 | 0 | 0 | 0 | 0 | 0 | 44 | 0 | 0 | 0 |
| R33 | 0 | 0 | 0 | 0 | 0 | 0 | 0 | 49 | 56 | 59 |
| R34 | 0 | 0 | 0 | 0 | 0 | 0 | 48 | 0 | 0 | 0 |

**Table 29 - Noise Contribution from Sources at May 2019**

| | Work Site | | | | | | | | | |
|---|---|---|---|---|---|---|---|---|---|---|
| **NSRs** | **S1** | **S2** | **S3** | **S4** | **S5** | **S6** | **S7** | **S8** | **S9** | **S13** |
| R1 | 0 | 0 | 0 | 0 | 0 | 0 | 0 | 0 | 53 | 49 |
| R2 | 0 | 0 | 0 | 0 | 0 | 0 | 0 | 53 | 62 | 56 |
| R6 | 0 | 0 | 0 | 0 | 0 | 0 | 0 | 60 | 65 | 61 |
| R8 | 0 | 0 | 0 | 0 | 0 | 0 | 0 | 59 | 60 | 57 |
| R9 | 0 | 0 | 0 | 0 | 0 | 0 | 51 | 60 | 58 | 56 |
| R10 | 0 | 0 | 0 | 0 | 0 | 0 | 52 | 61 | 56 | 54 |
| R12 | 0 | 0 | 0 | 0 | 0 | 0 | 0 | 68 | 57 | 56 |
| R14 | 0 | 0 | 0 | 0 | 0 | 0 | 56 | 69 | 55 | 54 |
| R16 | 0 | 0 | 0 | 0 | 0 | 0 | 57 | 66 | 54 | 52 |
| R18 | 0 | 0 | 0 | 0 | 0 | 55 | 57 | 63 | 52 | 51 |
| R22 | 0 | 0 | 0 | 0 | 0 | 0 | 59 | 58 | 0 | 0 |
| R23 | 0 | 0 | 0 | 0 | 0 | 0 | 63 | 59 | 0 | 0 |
| R24 | 0 | 0 | 0 | 0 | 0 | 0 | 66 | 58 | 0 | 0 |
| R25 | 0 | 57 | 0 | 0 | 62 | 0 | 68 | 56 | 0 | 0 |
| R27 | 0 | 58 | 0 | 0 | 65 | 72 | 61 | 53 | 0 | 0 |
| R29 | 0 | 54 | 0 | 0 | 61 | 71 | 57 | 0 | 0 | 0 |
| R32 | 0 | 0 | 0 | 0 | 55 | 60 | 51 | 0 | 0 | 0 |
| R33 | 0 | 0 | 0 | 0 | 0 | 0 | 0 | 57 | 63 | 59 |
| R34 | 0 | 0 | 0 | 0 | 54 | 56 | 56 | 0 | 0 | 0 |

**Table 30 - Noise Contribution from Sources at Jun 2019**

| | Work Site | | | | | | | | | |
|---|---|---|---|---|---|---|---|---|---|---|
| **NSRs** | **S1** | **S2** | **S3** | **S4** | **S5** | **S6** | **S7** | **S8** | **S9** | **S13** |
| R1 | 0 | 0 | 0 | 0 | 0 | 0 | 0 | 0 | 53 | 49 |
| R2 | 0 | 0 | 0 | 0 | 0 | 0 | 0 | 53 | 62 | 56 |
| R6 | 0 | 0 | 0 | 0 | 0 | 0 | 0 | 60 | 65 | 61 |
| R8 | 0 | 0 | 0 | 0 | 0 | 0 | 0 | 59 | 60 | 57 |
| R9 | 0 | 0 | 0 | 0 | 0 | 0 | 51 | 60 | 58 | 56 |
| R10 | 0 | 0 | 0 | 0 | 0 | 0 | 52 | 61 | 56 | 54 |
| R12 | 0 | 0 | 0 | 0 | 0 | 0 | 0 | 68 | 57 | 56 |
| R14 | 0 | 0 | 0 | 0 | 0 | 0 | 56 | 69 | 55 | 54 |
| R16 | 0 | 0 | 0 | 0 | 0 | 0 | 57 | 66 | 54 | 52 |
| R18 | 0 | 0 | 0 | 0 | 0 | 55 | 57 | 63 | 52 | 51 |
| R22 | 0 | 0 | 0 | 0 | 0 | 0 | 59 | 58 | 0 | 0 |
| R23 | 0 | 0 | 0 | 0 | 0 | 0 | 63 | 59 | 0 | 0 |
| R24 | 0 | 0 | 0 | 0 | 0 | 0 | 66 | 58 | 0 | 0 |
| R25 | 0 | 57 | 0 | 0 | 62 | 0 | 68 | 56 | 0 | 0 |
| R27 | 0 | 58 | 0 | 0 | 65 | 72 | 61 | 53 | 0 | 0 |
| R29 | 0 | 54 | 0 | 0 | 61 | 71 | 57 | 0 | 0 | 0 |
| R32 | 0 | 0 | 0 | 0 | 55 | 60 | 51 | 0 | 0 | 0 |
| R33 | 0 | 0 | 0 | 0 | 0 | 0 | 0 | 57 | 63 | 59 |
| R34 | 0 | 0 | 0 | 0 | 54 | 56 | 56 | 0 | 0 | 0 |

**Prjject :** Cross Bay Link - Tseung Kwan O
**Title :** Monthly Contribution (Mitigated Scenario)
**Subtitle :** CBL (Mitigated)

**Table 31 - Noise Contribution from Sources at Jul 2019**

| | Work Site | | | | | | | | | |
|---|---|---|---|---|---|---|---|---|---|---|
| **NSRs** | **S1** | **S2** | **S3** | **S4** | **S5** | **S6** | **S7** | **S8** | **S9** | **S13** |
| R1 | 0 | 0 | 0 | 0 | 0 | 0 | 0 | 0 | 53 | 49 |
| R2 | 0 | 0 | 0 | 0 | 0 | 0 | 0 | 53 | 62 | 56 |
| R6 | 0 | 0 | 0 | 0 | 0 | 0 | 0 | 60 | 65 | 61 |
| R8 | 0 | 0 | 0 | 0 | 0 | 0 | 0 | 59 | 60 | 57 |
| R9 | 0 | 0 | 0 | 0 | 0 | 0 | 51 | 60 | 58 | 56 |
| R10 | 0 | 0 | 0 | 0 | 0 | 0 | 52 | 61 | 56 | 54 |
| R12 | 0 | 0 | 0 | 0 | 0 | 0 | 0 | 68 | 57 | 56 |
| R14 | 0 | 0 | 0 | 0 | 0 | 0 | 56 | 69 | 55 | 54 |
| R16 | 0 | 0 | 0 | 0 | 0 | 0 | 57 | 66 | 54 | 52 |
| R18 | 0 | 0 | 0 | 0 | 0 | 55 | 57 | 63 | 52 | 51 |
| R22 | 0 | 0 | 0 | 0 | 0 | 0 | 59 | 58 | 0 | 0 |
| R23 | 0 | 0 | 0 | 0 | 0 | 0 | 63 | 59 | 0 | 0 |
| R24 | 0 | 0 | 0 | 0 | 0 | 0 | 66 | 58 | 0 | 0 |
| R25 | 0 | 57 | 0 | 0 | 62 | 0 | 68 | 56 | 0 | 0 |
| R27 | 0 | 58 | 0 | 0 | 65 | 72 | 61 | 53 | 0 | 0 |
| R29 | 0 | 54 | 0 | 0 | 61 | 71 | 57 | 0 | 0 | 0 |
| R32 | 0 | 0 | 0 | 0 | 55 | 60 | 51 | 0 | 0 | 0 |
| R33 | 0 | 0 | 0 | 0 | 0 | 0 | 0 | 57 | 63 | 59 |
| R34 | 0 | 0 | 0 | 0 | 54 | 56 | 56 | 0 | 0 | 0 |

**Table 32 - Noise Contribution from Sources at Aug 2019**

| | Work Site | | | | | | | | | |
|---|---|---|---|---|---|---|---|---|---|---|
| **NSRs** | **S1** | **S2** | **S3** | **S4** | **S5** | **S6** | **S7** | **S8** | **S9** | **S13** |
| R1 | 0 | 0 | 0 | 0 | 0 | 0 | 0 | 0 | 53 | 49 |
| R2 | 0 | 0 | 0 | 0 | 0 | 0 | 0 | 53 | 62 | 56 |
| R6 | 0 | 0 | 0 | 0 | 0 | 0 | 0 | 60 | 65 | 61 |
| R8 | 0 | 0 | 0 | 0 | 0 | 0 | 0 | 59 | 60 | 57 |
| R9 | 0 | 0 | 0 | 0 | 0 | 0 | 51 | 60 | 58 | 56 |
| R10 | 0 | 0 | 0 | 0 | 0 | 0 | 52 | 61 | 56 | 54 |
| R12 | 0 | 0 | 0 | 0 | 0 | 0 | 0 | 68 | 57 | 56 |
| R14 | 0 | 0 | 0 | 0 | 0 | 0 | 56 | 69 | 55 | 54 |
| R16 | 0 | 0 | 0 | 0 | 0 | 0 | 57 | 66 | 54 | 52 |
| R18 | 0 | 0 | 0 | 0 | 0 | 55 | 57 | 63 | 52 | 51 |
| R22 | 0 | 0 | 0 | 0 | 0 | 0 | 59 | 58 | 0 | 0 |
| R23 | 0 | 0 | 0 | 0 | 0 | 0 | 63 | 59 | 0 | 0 |
| R24 | 0 | 0 | 0 | 0 | 0 | 0 | 66 | 58 | 0 | 0 |
| R25 | 0 | 57 | 0 | 0 | 62 | 0 | 68 | 56 | 0 | 0 |
| R27 | 0 | 58 | 0 | 0 | 65 | 72 | 61 | 53 | 0 | 0 |
| R29 | 0 | 54 | 0 | 0 | 61 | 71 | 57 | 0 | 0 | 0 |
| R32 | 0 | 0 | 0 | 0 | 55 | 60 | 51 | 0 | 0 | 0 |
| R33 | 0 | 0 | 0 | 0 | 0 | 0 | 0 | 57 | 63 | 59 |
| R34 | 0 | 0 | 0 | 0 | 54 | 56 | 56 | 0 | 0 | 0 |

**Table 33 - Noise Contribution from Sources at Sept 2019**

| | Work Site | | | | | | | | | |
|---|---|---|---|---|---|---|---|---|---|---|
| **NSRs** | **S1** | **S2** | **S3** | **S4** | **S5** | **S6** | **S7** | **S8** | **S9** | **S13** |
| R1 | 0 | 0 | 0 | 0 | 0 | 0 | 0 | 0 | 45 | 49 |
| R2 | 0 | 0 | 0 | 0 | 0 | 0 | 0 | 45 | 54 | 56 |
| R6 | 0 | 0 | 0 | 0 | 0 | 0 | 0 | 52 | 58 | 61 |
| R8 | 0 | 0 | 0 | 0 | 0 | 0 | 0 | 51 | 53 | 57 |
| R9 | 0 | 0 | 0 | 0 | 0 | 0 | 44 | 52 | 50 | 56 |
| R10 | 0 | 0 | 0 | 0 | 0 | 0 | 45 | 53 | 49 | 54 |
| R12 | 0 | 0 | 0 | 0 | 0 | 0 | 0 | 60 | 50 | 56 |
| R14 | 0 | 0 | 0 | 0 | 0 | 0 | 48 | 61 | 48 | 54 |
| R16 | 0 | 0 | 0 | 0 | 0 | 0 | 49 | 58 | 46 | 52 |
| R18 | 0 | 0 | 0 | 0 | 0 | 0 | 50 | 55 | 45 | 51 |
| R22 | 0 | 0 | 0 | 0 | 0 | 0 | 51 | 50 | 0 | 0 |
| R23 | 0 | 0 | 0 | 0 | 0 | 0 | 55 | 50 | 0 | 0 |
| R24 | 0 | 0 | 0 | 0 | 0 | 0 | 58 | 50 | 0 | 0 |
| R25 | 0 | 0 | 0 | 0 | 0 | 0 | 60 | 48 | 0 | 0 |
| R27 | 0 | 0 | 0 | 0 | 0 | 0 | 54 | 45 | 0 | 0 |
| R29 | 0 | 0 | 0 | 0 | 0 | 0 | 49 | 0 | 0 | 0 |
| R32 | 0 | 0 | 0 | 0 | 0 | 0 | 44 | 0 | 0 | 0 |
| R33 | 0 | 0 | 0 | 0 | 0 | 0 | 0 | 49 | 56 | 59 |
| R34 | 0 | 0 | 0 | 0 | 0 | 0 | 48 | 0 | 0 | 0 |

**Table 34 - Noise Contribution from Sources at Oct 2019**

| | Work Site | | | | | | | | | |
|---|---|---|---|---|---|---|---|---|---|---|
| **NSRs** | **S1** | **S2** | **S3** | **S4** | **S5** | **S6** | **S7** | **S8** | **S9** | **S13** |
| R1 | 0 | 0 | 0 | 0 | 0 | 0 | 0 | 0 | 0 | 49 |
| R2 | 0 | 0 | 0 | 0 | 0 | 0 | 0 | 0 | 0 | 56 |
| R6 | 0 | 0 | 0 | 0 | 0 | 0 | 0 | 0 | 0 | 61 |
| R8 | 0 | 0 | 0 | 0 | 0 | 0 | 0 | 0 | 0 | 57 |
| R9 | 0 | 0 | 0 | 0 | 0 | 0 | 0 | 0 | 0 | 56 |
| R10 | 0 | 0 | 0 | 0 | 0 | 0 | 0 | 0 | 0 | 54 |
| R12 | 0 | 0 | 0 | 0 | 0 | 0 | 0 | 0 | 0 | 56 |
| R14 | 0 | 0 | 0 | 0 | 0 | 0 | 0 | 0 | 0 | 54 |
| R16 | 0 | 0 | 0 | 0 | 0 | 0 | 0 | 0 | 0 | 52 |
| R18 | 0 | 0 | 0 | 0 | 0 | 0 | 0 | 0 | 0 | 51 |
| R22 | 0 | 0 | 0 | 0 | 0 | 0 | 0 | 0 | 0 | 0 |
| R23 | 0 | 0 | 0 | 0 | 0 | 0 | 0 | 0 | 0 | 0 |
| R24 | 0 | 0 | 0 | 0 | 0 | 0 | 0 | 0 | 0 | 0 |
| R25 | 0 | 0 | 0 | 0 | 0 | 0 | 0 | 0 | 0 | 0 |
| R27 | 0 | 0 | 0 | 0 | 0 | 0 | 0 | 0 | 0 | 0 |
| R29 | 0 | 0 | 0 | 0 | 0 | 0 | 0 | 0 | 0 | 0 |
| R32 | 0 | 0 | 0 | 0 | 0 | 0 | 0 | 0 | 0 | 0 |
| R33 | 0 | 0 | 0 | 0 | 0 | 0 | 0 | 0 | 0 | 59 |
| R34 | 0 | 0 | 0 | 0 | 0 | 0 | 0 | 0 | 0 | 0 |

**Table 35 - Noise Contribution from Sources at Nov 2019**

| | Work Site | | | | | | | | | |
|---|---|---|---|---|---|---|---|---|---|---|
| **NSRs** | **S1** | **S2** | **S3** | **S4** | **S5** | **S6** | **S7** | **S8** | **S9** | **S13** |
| R1 | 0 | 0 | 0 | 0 | 0 | 0 | 0 | 0 | 0 | 49 |
| R2 | 0 | 0 | 0 | 0 | 0 | 0 | 0 | 0 | 0 | 56 |
| R6 | 0 | 0 | 0 | 0 | 0 | 0 | 0 | 0 | 0 | 61 |
| R8 | 0 | 0 | 0 | 0 | 0 | 0 | 0 | 0 | 0 | 57 |
| R9 | 0 | 0 | 0 | 0 | 0 | 0 | 0 | 0 | 0 | 56 |
| R10 | 0 | 0 | 0 | 0 | 0 | 0 | 0 | 0 | 0 | 54 |
| R12 | 0 | 0 | 0 | 0 | 0 | 0 | 0 | 0 | 0 | 56 |
| R14 | 0 | 0 | 0 | 0 | 0 | 0 | 0 | 0 | 0 | 54 |
| R16 | 0 | 0 | 0 | 0 | 0 | 0 | 0 | 0 | 0 | 52 |
| R18 | 0 | 0 | 0 | 0 | 0 | 0 | 0 | 0 | 0 | 51 |
| R22 | 0 | 0 | 0 | 0 | 0 | 0 | 0 | 0 | 0 | 0 |
| R23 | 0 | 0 | 0 | 0 | 0 | 0 | 0 | 0 | 0 | 0 |
| R24 | 0 | 0 | 0 | 0 | 0 | 0 | 0 | 0 | 0 | 0 |
| R25 | 0 | 0 | 0 | 0 | 0 | 0 | 0 | 0 | 0 | 0 |
| R27 | 0 | 0 | 0 | 0 | 0 | 0 | 0 | 0 | 0 | 0 |
| R29 | 0 | 0 | 0 | 0 | 0 | 0 | 0 | 0 | 0 | 0 |
| R32 | 0 | 0 | 0 | 0 | 0 | 0 | 0 | 0 | 0 | 0 |
| R33 | 0 | 0 | 0 | 0 | 0 | 0 | 0 | 0 | 0 | 59 |
| R34 | 0 | 0 | 0 | 0 | 0 | 0 | 0 | 0 | 0 | 0 |

**Table 36 - Noise Contribution from Sources at Dec 2019**

| | Work Site | | | | | | | | | |
|---|---|---|---|---|---|---|---|---|---|---|
| **NSRs** | **S1** | **S2** | **S3** | **S4** | **S5** | **S6** | **S7** | **S8** | **S9** | **S13** |
| R1 | 0 | 0 | 0 | 0 | 0 | 0 | 0 | 0 | 0 | 49 |
| R2 | 0 | 0 | 0 | 0 | 0 | 0 | 0 | 0 | 0 | 56 |
| R6 | 0 | 0 | 0 | 0 | 0 | 0 | 0 | 0 | 0 | 61 |
| R8 | 0 | 0 | 0 | 0 | 0 | 0 | 0 | 0 | 0 | 57 |
| R9 | 0 | 0 | 0 | 0 | 0 | 0 | 0 | 0 | 0 | 56 |
| R10 | 0 | 0 | 0 | 0 | 0 | 0 | 0 | 0 | 0 | 54 |
| R12 | 0 | 0 | 0 | 0 | 0 | 0 | 0 | 0 | 0 | 56 |
| R14 | 0 | 0 | 0 | 0 | 0 | 0 | 0 | 0 | 0 | 54 |
| R16 | 0 | 0 | 0 | 0 | 0 | 0 | 0 | 0 | 0 | 52 |
| R18 | 0 | 0 | 0 | 0 | 0 | 0 | 0 | 0 | 0 | 51 |
| R22 | 0 | 0 | 0 | 0 | 0 | 0 | 0 | 0 | 0 | 0 |
| R23 | 0 | 0 | 0 | 0 | 0 | 0 | 0 | 0 | 0 | 0 |
| R24 | 0 | 0 | 0 | 0 | 0 | 0 | 0 | 0 | 0 | 0 |
| R25 | 0 | 0 | 0 | 0 | 0 | 0 | 0 | 0 | 0 | 0 |
| R27 | 0 | 0 | 0 | 0 | 0 | 0 | 0 | 0 | 0 | 0 |
| R29 | 0 | 0 | 0 | 0 | 0 | 0 | 0 | 0 | 0 | 0 |
| R32 | 0 | 0 | 0 | 0 | 0 | 0 | 0 | 0 | 0 | 0 |
| R33 | 0 | 0 | 0 | 0 | 0 | 0 | 0 | 0 | 0 | 59 |
| R34 | 0 | 0 | 0 | 0 | 0 | 0 | 0 | 0 | 0 | 0 |

# Appendix 6.9

Mitigated Construction Noise Impacts near CBL

**Project** : Cross Bay Link - Tseung Kwan O

**Title** : Construction Noise Calculation
**Scenario :** Mitigated Scenario
**Subtitle:** CBL + Area 86 Development

| Activities | 2017 | | | | | | | | | | | | 2018 | | | | | | | | | | | | 2019 | | | | | | | | | | | | 2020 | | | | | | | | | | | |
|---|---|---|---|---|---|---|---|---|---|---|---|---|---|---|---|---|---|---|---|---|---|---|---|---|---|---|---|---|---|---|---|---|---|---|---|---|---|---|---|---|---|---|---|---|---|---|---|---|
| | Jan | Feb | March | Apr | May | June | July | Aug | Sept | Oct | Nov | Dec | Jan | Feb | March | Apr | May | June | July | Aug | Sept | Oct | Nov | Dec | Jan | Feb | March | Apr | May | June | July | Aug | Sept | Oct | Nov | Dec | Jan | Feb | March | Apr | May | June | July | Aug | Sept | Oct | Nov | Dec |
| **Worksite S1** | | | | | | | | | | | | | | | | | | | | | | | | | | | | | | | | | | | | | | | | | | | | | | | | |
| Site Compound / Clearance | 106 | 106 | | | | | | | | | | | | | | | | | | | | | | | | | | | | | | | | | | | | | | | | | | | | | | |
| Barge Landing Point | | 113 | 113 | 113 | | | | | | | | | | | | | | | | | | | | | | | | | | | | | | | | | | | | | | | | | | | | |
| **Worksite S2** | | | | | | | | | | | | | | | | | | | | | | | | | | | | | | | | | | | | | | | | | | | | | | | | |
| Pre-drilling holes | | | 106 | 106 | 106 | 106 | 106 | 106 | | | | | | | | | | | | | | | | | | | | | | | | | | | | | | | | | | | | | | | | |
| Eastern Approach Piles and Pile Caps | | | | | 111 | 111 | 111 | 111 | 111 | 111 | 111 | 111 | 111 | 111 | 111 | 111 | 111 | 111 | 111 | | | | | | | | | | | | | | | | | | | | | | | | | | | | | |
| Eastern Approach Piers | | | | | | | | | | 105 | 105 | 105 | | | | | | | | | | | | | | | | | | | | | | | | | | | | | | | | | | | | |
| Deck segment erection & stitching for EA | | | | | | | | | | | | | | | | | | | | 110 | 110 | 110 | 110 | 110 | 110 | 110 | 110 | | | | | | | | | | | | | | | | | | | | | |
| Street furniture, Pavement and Road markings - Group A | | | | | | | | | | | | | | | | | | | | | | | | | | | | | 108 | 108 | 108 | 108 | | | | | | | | | | | | | | | | |
| Planting and Landscaping | | | | | | | | | | | | | | | | | | | | | | | | | | | | | | | | | | | | | | | | | | | | | | | | |
| TCSS Installation and Testing | | | | | | | | | | | | | | | | | | | | | | | | | | | | | | | | | | | | | | | | | | | | | | | | |
| **Worksite S3** | | | | | | | | | | | | | | | | | | | | | | | | | | | | | | | | | | | | | | | | | | | | | | | | |
| Pre-drilling holes | | | 106 | 106 | 106 | 106 | 106 | 106 | | | | | | | | | | | | | | | | | | | | | | | | | | | | | | | | | | | | | | | | |
| Main Bridge Piles and Pile Caps | | | | | 111 | 111 | 111 | 111 | 111 | 111 | 111 | 111 | 111 | 111 | 111 | | | | | | | | | | | | | | | | | | | | | | | | | | | | | | | | | |
| Main Bridge Piers | | | | | | | | | | | | | 105 | 105 | 105 | 105 | 105 | 105 | | | | | | | | | | | | | | | | | | | | | | | | | | | | | | |
| Install main bridge | | | | | | | | | | | | | | | | | | | | | | | | | | 110 | | | | | | | | | | | | | | | | | | | | | | | |
| Install side spans and make connections | | | | | | | | | | | | | | | | | | | | | | | | | | | 110 | 110 | | | | | | | | | | | | | | | | | | | | | |
| Street furniture, Pavement and Road markings - Group A | | | | | | | | | | | | | | | | | | | | | | | | | | | | | 108 | 108 | 108 | 108 | | | | | | | | | | | | | | | | |
| Planting and Landscaping | | | | | | | | | | | | | | | | | | | | | | | | | | | | | | | | | | | | | | | | | | | | | | | | |
| TCSS Installation and Testing | | | | | | | | | | | | | | | | | | | | | | | | | | | | | | | | | | | | | | | | | | | | | | | | |
| **Worksite S4** | | | | | | | | | | | | | | | | | | | | | | | | | | | | | | | | | | | | | | | | | | | | | | | | |
| Pre-drilling holes | | | 106 | 106 | 106 | 106 | 106 | 106 | | | | | | | | | | | | | | | | | | | | | | | | | | | | | | | | | | | | | | | | |
| Western Approach Piles and Pile Caps | | | | | | | | | | | | 111 | 111 | 111 | 111 | 111 | 111 | 111 | 111 | 111 | | | | | | | | | | | | | | | | | | | | | | | | | | | | |
| Western Approach Piers | | | | | | | | | | | | | | | | | 105 | 105 | 105 | 105 | 105 | 105 | 105 | 105 | 105 | 105 | | | | | | | | | | | | | | | | | | | | | | |
| Deck segment erection & stitching for WA | | | | | | | | | | | | | | | | | | | | | | | | | | 110 | 110 | 110 | 110 | | | | | | | | | | | | | | | | | | | | |
| Street furniture, Pavement and Road markings - Group A | | | | | | | | | | | | | | | | | | | | | | | | | | | | | 108 | 108 | 108 | 108 | | | | | | | | | | | | | | | | |
| Planting and Landscaping | | | | | | | | | | | | | | | | | | | | | | | | | | | | | | | | | | | | | | | | | | | | | | | | |
| TCSS Installation and Testing | | | | | | | | | | | | | | | | | | | | | | | | | | | | | | | | | | | | | | | | | | | | | | | | |
| **Worksite S5** | | | | | | | | | | | | | | | | | | | | | | | | | | | | | | | | | | | | | | | | | | | | | | | | |
| Eastern Abutment Piles | | | | | | | | | | | | | 104 | 104 | | | | | | | | | | | | | | | | | | | | | | | | | | | | | | | | | | |
| Eastern Abutment | | | | | | | | | | | | | | | 105 | 105 | 105 | | | | | | | | | | | | | | | | | | | | | | | | | | | | | | | |
| Street furniture, Pavement and Road markings - Group A | | | | | | | | | | | | | | | | | | | | | | | | | | | | | 108 | 108 | 108 | 108 | | | | | | | | | | | | | | | | |
| Planting and Landscaping | | | | | | | | | | | | | | | | | | | | | | | | | | | | | | | | | | | | | | | | | | | | | | | | |
| TCSS Installation and Testing | | | | | | | | | | | | | | | | | | | | | | | | | | | | | | | | | | | | | | | | | | | | | | | | |
| Backfilling and Reinstataement | | | | | | | | | | | | | | | | | | | | | | | | | | | | | | | | | | | | | | | | | | | | | | | | |
| **Worksite S6** | | | | | | | | | | | | | | | | | | | | | | | | | | | | | | | | | | | | | | | | | | | | | | | | |
| Foundations & Substructure | | | | | | | | | | | | | | | 104 | 104 | 104 | 104 | | | | | | | | | | | | | | | | | | | | | | | | | | | | | | |
| Superstructure | | | | | | | | | | | | | | | | | | | 102 | 102 | 102 | 102 | | | | | | | | | | | | | | | | | | | | | | | | | | |
| Street furniture, Pavement and Road markings - Group A | | | | | | | | | | | | | | | | | | | | | | | | | | | | | 108 | 108 | 108 | 108 | | | | | | | | | | | | | | | | |
| Planting and Landscaping | | | | | | | | | | | | | | | | | | | | | | | | | | | | | | | | | | | | | | | | | | | | | | | | |
| TCSS Installation and Testing | | | | | | | | | | | | | | | | | | | | | | | | | | | | | | | | | | | | | | | | | | | | | | | | |
| **Worksite S7** | | | | | | | | | | | | | | | | | | | | | | | | | | | | | | | | | | | | | | | | | | | | | | | | |
| Earthworks for seawall modification | | | | | | | | 110 | 110 | 110 | 110 | 110 | 110 | 110 | 110 | 110 | 110 | | | | | | | | | | | | | | | | | | | | | | | | | | | | | | | |
| Sea Wall Strengthening | | | | | | | | | | | | 103 | 103 | 103 | 103 | 103 | 103 | | | | | | | | | | | | | | | | | | | | | | | | | | | | | | | |
| Ground Improvement Works (TBC) | | | | | | | | | | | | | | | | | | 103 | 103 | 103 | 103 | | | | | | | | | | | | | | | | | | | | | | | | | | | |
| Piling for noise barrier | | | | | | | | | | | | | | | | | | | | | | 105 | 105 | 105 | 105 | 105 | 105 | | | | | | | | | | | | | | | | | | | | | |
| Noise barrier erection | | | | | | | | | | | | | | | | | | | | | | | | | | | | 98 | 98 | 98 | 98 | 98 | 98 | | | | | | | | | | | | | | | |
| Street furniture, Pavement and Road markings - Group A | | | | | | | | | | | | | | | | | | | | | | | | | | | | | 105 | 105 | 105 | 105 | | | | | | | | | | | | | | | | |
| Planting and Landscaping | | | | | | | | | | | | | | | | | | | | | | | | | | | | | | | | | | | | | | | | | | | | | | | | |
| TCSS Installation and Testing | | | | | | | | | | | | | | | | | | | | | | | | | | | | | | | | | | | | | | | | | | | | | | | | |
| **Worksite S8** | | | | | | | | | | | | | | | | | | | | | | | | | | | | | | | | | | | | | | | | | | | | | | | | |
| Earthworks for seawall modification | | | | | | | | 110 | 110 | 110 | 110 | 110 | 110 | 110 | 110 | 110 | 110 | | | | | | | | | | | | | | | | | | | | | | | | | | | | | | | |
| Sea Wall Strengthening | | | | | | | | | | | | 104 | 104 | 104 | 104 | 104 | 104 | | | | | | | | | | | | | | | | | | | | | | | | | | | | | | | |
| Ground Improvement Works (TBC) | | | | | | | | | | | | | | | | | | 103 | 103 | 103 | 103 | | | | | | | | | | | | | | | | | | | | | | | | | | | |
| Piling for noise barrier | | | | | | | | | | | | | | | | | | | | | | 105 | 105 | 105 | 105 | 105 | 105 | | | | | | | | | | | | | | | | | | | | | |
| Noise barrier erection | | | | | | | | | | | | | | | | | | | | | | | | | | | | 98 | 98 | 98 | 98 | 98 | 98 | | | | | | | | | | | | | | | |
| Street furniture, Pavement and Road markings - Group A | | | | | | | | | | | | | | | | | | | | | | | | | | | | | 105 | 105 | 105 | 105 | | | | | | | | | | | | | | | | |
| Planting and Landscaping | | | | | | | | | | | | | | | | | | | | | | | | | | | | | | | | | | | | | | | | | | | | | | | | |
| TCSS Installation and Testing | | | | | | | | | | | | | | | | | | | | | | | | | | | | | | | | | | | | | | | | | | | | | | | | |
| **Worksite S9** | | | | | | | | | | | | | | | | | | | | | | | | | | | | | | | | | | | | | | | | | | | | | | | | |
| Ground Improvement Works (TBC) | | | | | | | | | | | | | | | | | | 103 | 103 | 103 | 103 | | | | | | | | | | | | | | | | | | | | | | | | | | | |
| Piling for noise barrier | | | | | | | | | | | | | | | | | | | | | | 105 | 105 | 105 | 105 | 105 | 105 | | | | | | | | | | | | | | | | | | | | | |
| Noise barrier erection | | | | | | | | | | | | | | | | | | | | | | | | | | | | 98 | 98 | 98 | 98 | 98 | 98 | | | | | | | | | | | | | | | |
| Street furniture, Pavement and Road markings - Group A | | | | | | | | | | | | | | | | | | | | | | | | | | | | | 105 | 105 | 105 | 105 | | | | | | | | | | | | | | | | |
| Planting and Landscaping | | | | | | | | | | | | | | | | | | | | | | | | | | | | | | | | | | | | | | | | | | | | | | | | |
| TCSS Installation and Testing | | | | | | | | | | | | | | | | | | | | | | | | | | | | | | | | | | | | | | | | | | | | | | | | |
| **Worksite S13** | | | | | | | | | | | | | | | | | | | | | | | | | | | | | | | | | | | | | | | | | | | | | | | | |
| Stockpiling | 104 | 104 | 104 | 104 | 104 | 104 | 104 | 104 | 104 | 104 | 104 | 104 | 104 | 104 | 104 | 104 | 104 | 104 | 104 | 104 | 104 | 104 | 104 | 104 | 104 | 104 | 104 | 104 | 104 | 104 | 104 | 104 | 104 | 104 | 104 | 104 | 104 | 104 | 104 | 104 | 104 | 104 | 104 | 104 | 104 | 104 | 104 | 104 |

Note: [1] Only activities proposed to be in Hong Kong were assessed
[2] Planting and Landscaping' and 'TCSS Installation and Testing' will not be assessed.

**Project** : Cross Bay Link - Tseung Kwan O

**Title** : Construction Noise Calculation
**Scenario :** Mitigated Scenario
**Subtitle:** CBL + Area 86 Development

| Activities | 2017 | | | | | | | | | | | | 2018 | | | | | | | | | | | |
|---|---|---|---|---|---|---|---|---|---|---|---|---|---|---|---|---|---|---|---|---|---|---|---|---|
| | Jan | Feb | March | Apr | May | June | July | Aug | Sept | Oct | Nov | Dec | Jan | Feb | March | Apr | May | June | July | Aug | Sept | Oct | Nov | Dec |
| **Summary of SWLs** | | | | | | | | | | | | | | | | | | | | | | | | |
| Worksite S1 | 106 | 113 | 113 | 113 | 0 | 0 | 0 | 0 | 0 | 0 | 0 | 0 | 0 | 0 | 0 | 0 | 0 | 0 | 0 | 0 | 0 | 0 | 0 | 0 |
| Worksite S2 | 0 | 0 | 106 | 106 | 112 | 112 | 112 | 112 | 111 | 112 | 112 | 112 | 111 | 111 | 111 | 111 | 111 | 111 | 111 | 110 | 110 | 110 | 110 | 110 |
| Worksite S3 | 0 | 0 | 106 | 106 | 112 | 112 | 112 | 112 | 111 | 111 | 111 | 111 | 112 | 112 | 112 | 105 | 105 | 105 | 0 | 0 | 0 | 0 | 0 | 0 |
| Worksite S4 | 0 | 0 | 106 | 106 | 106 | 106 | 106 | 106 | 0 | 0 | 0 | 111 | 111 | 111 | 111 | 111 | 112 | 112 | 112 | 105 | 105 | 105 | 105 | 105 |
| Worksite S5 | 0 | 0 | 0 | 0 | 0 | 0 | 0 | 0 | 0 | 0 | 0 | 0 | 104 | 104 | 105 | 105 | 105 | 0 | 0 | 0 | 0 | 0 | 0 | 0 |
| Worksite S6 | 0 | 0 | 0 | 0 | 0 | 0 | 0 | 0 | 0 | 0 | 0 | 0 | 0 | 0 | 104 | 104 | 104 | 104 | 102 | 102 | 102 | 102 | 0 | 0 |
| Worksite S7 | 0 | 0 | 0 | 0 | 0 | 0 | 0 | 110 | 110 | 110 | 110 | 111 | 111 | 111 | 111 | 111 | 111 | 103 | 103 | 103 | 103 | 105 | 105 | 105 |
| Worksite S8 | 0 | 0 | 0 | 0 | 0 | 0 | 0 | 110 | 110 | 110 | 110 | 111 | 111 | 111 | 111 | 111 | 111 | 103 | 103 | 103 | 103 | 105 | 105 | 105 |
| Worksite S9 | 0 | 0 | 0 | 0 | 0 | 0 | 0 | 0 | 0 | 0 | 0 | 0 | 0 | 0 | 0 | 0 | 0 | 103 | 103 | 103 | 103 | 105 | 105 | 105 |
| Worksite S13 | 104 | 104 | 104 | 104 | 104 | 104 | 104 | 104 | 104 | 104 | 104 | 104 | 104 | 104 | 104 | 104 | 104 | 104 | 104 | 104 | 104 | 104 | 104 | 104 |

| Activities | 2019 | | | | | | | | | | | | 2020 | | | | | | | | | | | |
|---|---|---|---|---|---|---|---|---|---|---|---|---|---|---|---|---|---|---|---|---|---|---|---|---|
| | Jan | Feb | March | Apr | May | June | July | Aug | Sept | Oct | Nov | Dec | Jan | Feb | March | Apr | May | June | July | Aug | Sept | Oct | Nov | Dec |
| **Summary of SWLs** | | | | | | | | | | | | | | | | | | | | | | | | |
| Worksite S1 | 0 | 0 | 0 | 0 | 0 | 0 | 0 | 0 | 0 | 0 | 0 | 0 | 0 | 0 | 0 | 0 | 0 | 0 | 0 | 0 | 0 | 0 | 0 | 0 |
| Worksite S2 | 110 | 110 | 110 | 0 | 108 | 108 | 108 | 108 | 0 | 0 | 0 | 0 | 0 | 0 | 0 | 0 | 0 | 0 | 0 | 0 | 0 | 0 | 0 | 0 |
| Worksite S3 | 0 | 110 | 110 | 110 | 108 | 108 | 108 | 108 | 0 | 0 | 0 | 0 | 0 | 0 | 0 | 0 | 0 | 0 | 0 | 0 | 0 | 0 | 0 | 0 |
| Worksite S4 | 105 | 111 | 110 | 110 | 112 | 108 | 108 | 108 | 0 | 0 | 0 | 0 | 0 | 0 | 0 | 0 | 0 | 0 | 0 | 0 | 0 | 0 | 0 | 0 |
| Worksite S5 | 0 | 0 | 0 | 0 | 108 | 108 | 108 | 108 | 0 | 0 | 0 | 0 | 0 | 0 | 0 | 0 | 0 | 0 | 0 | 0 | 0 | 0 | 0 | 0 |
| Worksite S6 | 0 | 0 | 0 | 0 | 108 | 108 | 108 | 108 | 0 | 0 | 0 | 0 | 0 | 0 | 0 | 0 | 0 | 0 | 0 | 0 | 0 | 0 | 0 | 0 |
| Worksite S7 | 105 | 105 | 105 | 98 | 106 | 106 | 106 | 106 | 98 | 0 | 0 | 0 | 0 | 0 | 0 | 0 | 0 | 0 | 0 | 0 | 0 | 0 | 0 | 0 |
| Worksite S8 | 105 | 105 | 105 | 98 | 106 | 106 | 106 | 106 | 98 | 0 | 0 | 0 | 0 | 0 | 0 | 0 | 0 | 0 | 0 | 0 | 0 | 0 | 0 | 0 |
| Worksite S9 | 105 | 105 | 105 | 98 | 106 | 106 | 106 | 106 | 98 | 0 | 0 | 0 | 0 | 0 | 0 | 0 | 0 | 0 | 0 | 0 | 0 | 0 | 0 | 0 |
| Worksite S13 | 104 | 104 | 104 | 104 | 104 | 104 | 104 | 104 | 104 | 104 | 104 | 104 | 104 | 104 | 104 | 104 | 104 | 104 | 104 | 104 | 104 | 104 | 104 | 104 |

| **Predicted Construction Noise, dB(A)** | Max | | | | | | | | | | | | | | | | | | | | | | | |
|---|---|---|---|---|---|---|---|---|---|---|---|---|---|---|---|---|---|---|---|---|---|---|---|---|
| R1 | 54 | 50 | 50 | 50 | 50 | 50 | 50 | 50 | 50 | 50 | 50 | 50 | 50 | 50 | 50 | 50 | 50 | 53 | 53 | 53 | 53 | 54 | 54 | 54 |
| R2 | 63 | 56 | 56 | 56 | 56 | 56 | 56 | 56 | 60 | 60 | 60 | 60 | 60 | 60 | 60 | 60 | 60 | 61 | 61 | 61 | 61 | 62 | 62 | 62 |
| R6 | 67 | 61 | 61 | 61 | 61 | 61 | 61 | 61 | 65 | 65 | 65 | 65 | 66 | 66 | 66 | 66 | 66 | 66 | 65 | 65 | 65 | 65 | 67 | 67 |
| R8 | 65 | 57 | 57 | 57 | 57 | 57 | 57 | 57 | 64 | 64 | 64 | 64 | 65 | 65 | 65 | 65 | 65 | 65 | 62 | 62 | 62 | 62 | 63 | 63 |
| R9 | 66 | 56 | 56 | 56 | 56 | 56 | 56 | 56 | 65 | 65 | 65 | 65 | 66 | 66 | 66 | 66 | 66 | 66 | 61 | 61 | 61 | 61 | 62 | 62 |
| R10 | 67 | 54 | 54 | 54 | 54 | 54 | 54 | 54 | 66 | 66 | 66 | 66 | 67 | 67 | 67 | 67 | 67 | 61 | 61 | 61 | 61 | 62 | 62 | 62 |
| R12 | 73 | 56 | 56 | 56 | 56 | 56 | 56 | 56 | 72 | 72 | 72 | 72 | 73 | 73 | 73 | 73 | 73 | 66 | 66 | 66 | 66 | 67 | 67 | 67 |
| R14 | 74 | 54 | 54 | 54 | 54 | 54 | 54 | 54 | 73 | 73 | 73 | 73 | 74 | 74 | 74 | 74 | 74 | 67 | 67 | 67 | 67 | 68 | 68 | 68 |
| R16 | 72 | 52 | 52 | 52 | 52 | 52 | 52 | 52 | 71 | 71 | 71 | 71 | 72 | 72 | 72 | 72 | 72 | 64 | 64 | 64 | 64 | 66 | 66 | 66 |
| R18 | 69 | 51 | 51 | 51 | 51 | 51 | 51 | 51 | 68 | 68 | 68 | 68 | 69 | 69 | 69 | 69 | 69 | 62 | 62 | 62 | 62 | 63 | 63 | 63 |
| R22 | 66 | 0 | 0 | 0 | 0 | 0 | 0 | 0 | 65 | 65 | 65 | 65 | 66 | 66 | 66 | 66 | 66 | 58 | 58 | 58 | 58 | 60 | 60 | 60 |
| R23 | 69 | 0 | 0 | 0 | 0 | 0 | 0 | 0 | 68 | 68 | 68 | 68 | 69 | 69 | 69 | 69 | 69 | 61 | 61 | 61 | 61 | 63 | 63 | 63 |
| R24 | 72 | 0 | 0 | 0 | 0 | 0 | 0 | 0 | 71 | 71 | 71 | 71 | 72 | 72 | 72 | 72 | 72 | 64 | 64 | 64 | 64 | 65 | 65 | 65 |
| R25 | 73 | 0 | 0 | 55 | 55 | 62 | 62 | 62 | 72 | 72 | 72 | 72 | 73 | 73 | 73 | 73 | 73 | 66 | 66 | 66 | 66 | 68 | 68 | 68 |
| R27 | 73 | 0 | 0 | 56 | 56 | 62 | 62 | 62 | 68 | 67 | 67 | 67 | 68 | 69 | 69 | 72 | 72 | 72 | 70 | 68 | 68 | 68 | 68 | 64 |
| R29 | 71 | 0 | 0 | 53 | 53 | 59 | 59 | 59 | 63 | 63 | 63 | 63 | 64 | 64 | 64 | 69 | 69 | 69 | 68 | 66 | 66 | 66 | 66 | 60 |
| R32 | 62 | 0 | 0 | 0 | 0 | 0 | 0 | 0 | 56 | 56 | 56 | 56 | 56 | 57 | 57 | 60 | 60 | 60 | 57 | 55 | 55 | 55 | 56 | 50 |
| R33 | 65 | 59 | 59 | 59 | 59 | 59 | 59 | 59 | 63 | 63 | 63 | 63 | 64 | 64 | 64 | 64 | 64 | 64 | 63 | 63 | 63 | 63 | 64 | 64 |
| R34 | 62 | 0 | 0 | 0 | 0 | 0 | 0 | 0 | 60 | 60 | 60 | 60 | 61 | 61 | 61 | 62 | 62 | 62 | 56 | 55 | 55 | 55 | 56 | 55 |

| **Predicted Construction Noise, dB(A)** | | | | | | | | | | | | | | | | | | | | | | | | |
|---|---|---|---|---|---|---|---|---|---|---|---|---|---|---|---|---|---|---|---|---|---|---|---|---|
| R1 | 54 | 54 | 54 | 51 | 54 | 54 | 54 | 54 | 51 | 50 | 50 | 50 | 50 | 50 | 50 | 50 | 50 | 50 | 50 | 50 | 50 | 50 | 50 | 50 |
| R2 | 62 | 62 | 62 | 58 | 63 | 63 | 63 | 63 | 58 | 56 | 56 | 56 | 56 | 56 | 56 | 56 | 56 | 56 | 56 | 56 | 56 | 56 | 56 | 56 |
| R6 | 67 | 67 | 67 | 63 | 67 | 67 | 67 | 67 | 63 | 61 | 61 | 61 | 61 | 61 | 61 | 61 | 61 | 61 | 61 | 61 | 61 | 61 | 61 | 61 |
| R8 | 63 | 63 | 63 | 59 | 64 | 64 | 64 | 64 | 59 | 57 | 57 | 57 | 57 | 57 | 57 | 57 | 57 | 57 | 57 | 57 | 57 | 57 | 57 | 57 |
| R9 | 62 | 62 | 62 | 58 | 63 | 63 | 63 | 63 | 58 | 56 | 56 | 56 | 56 | 56 | 56 | 56 | 56 | 56 | 56 | 56 | 56 | 56 | 56 | 56 |
| R10 | 62 | 62 | 62 | 57 | 63 | 63 | 63 | 63 | 57 | 54 | 54 | 54 | 54 | 54 | 54 | 54 | 54 | 54 | 54 | 54 | 54 | 54 | 54 | 54 |
| R12 | 67 | 67 | 67 | 62 | 69 | 69 | 69 | 69 | 62 | 56 | 56 | 56 | 56 | 56 | 56 | 56 | 56 | 56 | 56 | 56 | 56 | 56 | 56 | 56 |
| R14 | 68 | 68 | 68 | 62 | 70 | 70 | 70 | 70 | 62 | 54 | 54 | 54 | 54 | 54 | 54 | 54 | 54 | 54 | 54 | 54 | 54 | 54 | 54 | 54 |
| R16 | 66 | 66 | 66 | 60 | 67 | 67 | 67 | 67 | 60 | 52 | 52 | 52 | 52 | 52 | 52 | 52 | 52 | 52 | 52 | 52 | 52 | 52 | 52 | 52 |
| R18 | 63 | 63 | 63 | 57 | 65 | 65 | 65 | 65 | 57 | 51 | 51 | 51 | 51 | 51 | 51 | 51 | 51 | 51 | 51 | 51 | 51 | 51 | 51 | 51 |
| R22 | 60 | 60 | 60 | 54 | 61 | 61 | 61 | 61 | 54 | 0 | 0 | 0 | 0 | 0 | 0 | 0 | 0 | 0 | 0 | 0 | 0 | 0 | 0 | 0 |
| R23 | 63 | 63 | 63 | 56 | 64 | 64 | 64 | 64 | 56 | 0 | 0 | 0 | 0 | 0 | 0 | 0 | 0 | 0 | 0 | 0 | 0 | 0 | 0 | 0 |
| R24 | 65 | 65 | 65 | 59 | 67 | 67 | 67 | 67 | 59 | 0 | 0 | 0 | 0 | 0 | 0 | 0 | 0 | 0 | 0 | 0 | 0 | 0 | 0 | 0 |
| R25 | 68 | 68 | 68 | 60 | 69 | 69 | 69 | 69 | 60 | 0 | 0 | 0 | 0 | 0 | 0 | 0 | 0 | 0 | 0 | 0 | 0 | 0 | 0 | 0 |
| R27 | 64 | 64 | 64 | 54 | 73 | 73 | 73 | 73 | 54 | 0 | 0 | 0 | 0 | 0 | 0 | 0 | 0 | 0 | 0 | 0 | 0 | 0 | 0 | 0 |
| R29 | 60 | 60 | 60 | 49 | 71 | 71 | 71 | 71 | 49 | 0 | 0 | 0 | 0 | 0 | 0 | 0 | 0 | 0 | 0 | 0 | 0 | 0 | 0 | 0 |
| R32 | 50 | 50 | 50 | 44 | 62 | 62 | 62 | 62 | 44 | 0 | 0 | 0 | 0 | 0 | 0 | 0 | 0 | 0 | 0 | 0 | 0 | 0 | 0 | 0 |
| R33 | 64 | 64 | 64 | 61 | 65 | 65 | 65 | 65 | 61 | 59 | 59 | 59 | 59 | 59 | 59 | 59 | 59 | 59 | 59 | 59 | 59 | 59 | 59 | 59 |
| R34 | 55 | 55 | 55 | 48 | 60 | 60 | 60 | 60 | 48 | 0 | 0 | 0 | 0 | 0 | 0 | 0 | 0 | 0 | 0 | 0 | 0 | 0 | 0 | 0 |

# Appendix 6.10

Monthly Mitigated Noise Contribution near CBL with cumulative impacts

**Prjct :** Cross Bay Link - Tseung Kwan O
**Title :** Monthly Contribution (Cumulative Scenario)
**Subtitle :** CBL (Cumulative)

**Table 1 - Noise Contribution from Sources at Jan 2017**

| | Work Site | | | | | | | | | | | | |
|---|---|---|---|---|---|---|---|---|---|---|---|---|---|
| **NSRs** | **S1** | **S2** | **S3** | **S4** | **S5** | **S6** | **S7** | **S8** | **S9** | **S10** | **S11** | **S12** | **S13** |
| R1 | 0 | 0 | 0 | 0 | 0 | 0 | 0 | 0 | 0 | 0 | 0 | 0 | 49 |
| R2 | 0 | 0 | 0 | 0 | 0 | 0 | 0 | 0 | 0 | 0 | 0 | 0 | 56 |
| R6 | 0 | 0 | 0 | 0 | 0 | 0 | 0 | 0 | 0 | 0 | 0 | 0 | 61 |
| R8 | 0 | 0 | 0 | 0 | 0 | 0 | 0 | 0 | 0 | 0 | 0 | 0 | 57 |
| R9 | 0 | 0 | 0 | 0 | 0 | 0 | 0 | 0 | 0 | 0 | 0 | 0 | 56 |
| R10 | 0 | 0 | 0 | 0 | 0 | 0 | 0 | 0 | 0 | 0 | 0 | 0 | 54 |
| R12 | 0 | 0 | 0 | 0 | 0 | 0 | 0 | 0 | 0 | 0 | 0 | 0 | 56 |
| R14 | 0 | 0 | 0 | 0 | 0 | 0 | 0 | 0 | 0 | 0 | 0 | 0 | 54 |
| R16 | 0 | 0 | 0 | 0 | 0 | 0 | 0 | 0 | 0 | 0 | 0 | 0 | 52 |
| R18 | 0 | 0 | 0 | 0 | 0 | 0 | 0 | 0 | 0 | 0 | 0 | 0 | 51 |
| R22 | 0 | 0 | 0 | 0 | 0 | 0 | 0 | 0 | 0 | 0 | 0 | 0 | 0 |
| R23 | 0 | 0 | 0 | 0 | 0 | 0 | 0 | 0 | 0 | 0 | 0 | 0 | 0 |
| R24 | 0 | 0 | 0 | 0 | 0 | 0 | 0 | 0 | 0 | 0 | 0 | 0 | 0 |
| R25 | 0 | 0 | 0 | 0 | 0 | 0 | 0 | 0 | 0 | 0 | 0 | 0 | 0 |
| R27 | 0 | 0 | 0 | 0 | 0 | 0 | 0 | 0 | 0 | 0 | 0 | 0 | 0 |
| R29 | 0 | 0 | 0 | 0 | 0 | 0 | 0 | 0 | 0 | 0 | 0 | 0 | 0 |
| R32 | 0 | 0 | 0 | 0 | 0 | 0 | 0 | 0 | 0 | 0 | 0 | 0 | 0 |
| R33 | 0 | 0 | 0 | 0 | 0 | 0 | 0 | 0 | 0 | 0 | 0 | 0 | 59 |
| R34 | 0 | 0 | 0 | 0 | 0 | 0 | 0 | 0 | 0 | 0 | 0 | 0 | 0 |

**Table 2 - Noise Contribution from Sources at Feb 2017**

| | Work Site | | | | | | | | | | | | |
|---|---|---|---|---|---|---|---|---|---|---|---|---|---|
| **NSRs** | **S1** | **S2** | **S3** | **S4** | **S5** | **S6** | **S7** | **S8** | **S9** | **S10** | **S11** | **S12** | **S13** |
| R1 | 0 | 0 | 0 | 0 | 0 | 0 | 0 | 0 | 0 | 0 | 0 | 0 | 49 |
| R2 | 0 | 0 | 0 | 0 | 0 | 0 | 0 | 0 | 0 | 0 | 0 | 0 | 56 |
| R6 | 0 | 0 | 0 | 0 | 0 | 0 | 0 | 0 | 0 | 0 | 0 | 0 | 61 |
| R8 | 0 | 0 | 0 | 0 | 0 | 0 | 0 | 0 | 0 | 0 | 0 | 0 | 57 |
| R9 | 0 | 0 | 0 | 0 | 0 | 0 | 0 | 0 | 0 | 0 | 0 | 0 | 56 |
| R10 | 0 | 0 | 0 | 0 | 0 | 0 | 0 | 0 | 0 | 0 | 0 | 0 | 54 |
| R12 | 0 | 0 | 0 | 0 | 0 | 0 | 0 | 0 | 0 | 0 | 0 | 0 | 56 |
| R14 | 0 | 0 | 0 | 0 | 0 | 0 | 0 | 0 | 0 | 0 | 0 | 0 | 54 |
| R16 | 0 | 0 | 0 | 0 | 0 | 0 | 0 | 0 | 0 | 0 | 0 | 0 | 52 |
| R18 | 0 | 0 | 0 | 0 | 0 | 0 | 0 | 0 | 0 | 0 | 0 | 0 | 51 |
| R22 | 0 | 0 | 0 | 0 | 0 | 0 | 0 | 0 | 0 | 0 | 0 | 0 | 0 |
| R23 | 0 | 0 | 0 | 0 | 0 | 0 | 0 | 0 | 0 | 0 | 0 | 0 | 0 |
| R24 | 0 | 0 | 0 | 0 | 0 | 0 | 0 | 0 | 0 | 0 | 0 | 0 | 0 |
| R25 | 0 | 0 | 0 | 0 | 0 | 0 | 0 | 0 | 0 | 0 | 0 | 0 | 0 |
| R27 | 0 | 0 | 0 | 0 | 0 | 0 | 0 | 0 | 0 | 0 | 0 | 0 | 0 |
| R29 | 0 | 0 | 0 | 0 | 0 | 0 | 0 | 0 | 0 | 0 | 0 | 0 | 0 |
| R32 | 0 | 0 | 0 | 0 | 0 | 0 | 0 | 0 | 0 | 0 | 0 | 0 | 0 |
| R33 | 0 | 0 | 0 | 0 | 0 | 0 | 0 | 0 | 0 | 0 | 0 | 0 | 59 |
| R34 | 0 | 0 | 0 | 0 | 0 | 0 | 0 | 0 | 0 | 0 | 0 | 0 | 0 |

**Table 3 - Noise Contribution from Sources at March 2017**

| | Work Site | | | | | | | | | | | | |
|---|---|---|---|---|---|---|---|---|---|---|---|---|---|
| **NSRs** | **S1** | **S2** | **S3** | **S4** | **S5** | **S6** | **S7** | **S8** | **S9** | **S10** | **S11** | **S12** | **S13** |
| R1 | 0 | 0 | 0 | 0 | 0 | 0 | 0 | 0 | 0 | 58 | 58 | 0 | 49 |
| R2 | 0 | 0 | 0 | 0 | 0 | 0 | 0 | 0 | 0 | 64 | 0 | 0 | 56 |
| R6 | 0 | 0 | 0 | 0 | 0 | 0 | 0 | 0 | 0 | 0 | 0 | 0 | 61 |
| R8 | 0 | 0 | 0 | 0 | 0 | 0 | 0 | 0 | 0 | 0 | 0 | 55 | 57 |
| R9 | 0 | 0 | 0 | 0 | 0 | 0 | 0 | 0 | 0 | 0 | 0 | 0 | 56 |
| R10 | 0 | 0 | 0 | 0 | 0 | 0 | 0 | 0 | 0 | 0 | 0 | 0 | 54 |
| R12 | 0 | 0 | 0 | 0 | 0 | 0 | 0 | 0 | 0 | 0 | 0 | 0 | 56 |
| R14 | 0 | 0 | 0 | 0 | 0 | 0 | 0 | 0 | 0 | 0 | 0 | 0 | 54 |
| R16 | 0 | 0 | 0 | 0 | 0 | 0 | 0 | 0 | 0 | 0 | 0 | 0 | 52 |
| R18 | 0 | 0 | 0 | 0 | 0 | 0 | 0 | 0 | 0 | 0 | 0 | 0 | 51 |
| R22 | 0 | 0 | 0 | 0 | 0 | 0 | 0 | 0 | 0 | 66 | 0 | 0 | 0 |
| R23 | 0 | 0 | 0 | 0 | 0 | 0 | 0 | 0 | 0 | 66 | 0 | 0 | 0 |
| R24 | 0 | 0 | 0 | 0 | 0 | 0 | 0 | 0 | 0 | 64 | 0 | 0 | 0 |
| R25 | 0 | 55 | 0 | 0 | 0 | 0 | 0 | 0 | 0 | 60 | 0 | 0 | 0 |
| R27 | 0 | 56 | 0 | 0 | 0 | 0 | 0 | 0 | 0 | 0 | 0 | 0 | 0 |
| R29 | 0 | 53 | 0 | 0 | 0 | 0 | 0 | 0 | 0 | 0 | 0 | 0 | 0 |
| R32 | 0 | 0 | 0 | 0 | 0 | 0 | 0 | 0 | 0 | 0 | 0 | 0 | 0 |
| R33 | 0 | 0 | 0 | 0 | 0 | 0 | 0 | 0 | 0 | 0 | 58 | 0 | 59 |
| R34 | 0 | 0 | 0 | 0 | 0 | 0 | 0 | 0 | 0 | 66 | 0 | 0 | 0 |

**Table 4 - Noise Contribution from Sources at Apr 2017**

| | Work Site | | | | | | | | | | | | |
|---|---|---|---|---|---|---|---|---|---|---|---|---|---|
| **NSRs** | **S1** | **S2** | **S3** | **S4** | **S5** | **S6** | **S7** | **S8** | **S9** | **S10** | **S11** | **S12** | **S13** |
| R1 | 0 | 0 | 0 | 0 | 0 | 0 | 0 | 0 | 0 | 58 | 58 | 0 | 49 |
| R2 | 0 | 0 | 0 | 0 | 0 | 0 | 0 | 0 | 0 | 64 | 0 | 0 | 56 |
| R6 | 0 | 0 | 0 | 0 | 0 | 0 | 0 | 0 | 0 | 0 | 0 | 0 | 61 |
| R8 | 0 | 0 | 0 | 0 | 0 | 0 | 0 | 0 | 0 | 0 | 0 | 55 | 57 |
| R9 | 0 | 0 | 0 | 0 | 0 | 0 | 0 | 0 | 0 | 0 | 0 | 0 | 56 |
| R10 | 0 | 0 | 0 | 0 | 0 | 0 | 0 | 0 | 0 | 0 | 0 | 0 | 54 |
| R12 | 0 | 0 | 0 | 0 | 0 | 0 | 0 | 0 | 0 | 0 | 0 | 0 | 56 |
| R14 | 0 | 0 | 0 | 0 | 0 | 0 | 0 | 0 | 0 | 0 | 0 | 0 | 54 |
| R16 | 0 | 0 | 0 | 0 | 0 | 0 | 0 | 0 | 0 | 0 | 0 | 0 | 52 |
| R18 | 0 | 0 | 0 | 0 | 0 | 0 | 0 | 0 | 0 | 0 | 0 | 0 | 51 |
| R22 | 0 | 0 | 0 | 0 | 0 | 0 | 0 | 0 | 0 | 66 | 0 | 0 | 0 |
| R23 | 0 | 0 | 0 | 0 | 0 | 0 | 0 | 0 | 0 | 66 | 0 | 0 | 0 |
| R24 | 0 | 0 | 0 | 0 | 0 | 0 | 0 | 0 | 0 | 64 | 0 | 0 | 0 |
| R25 | 0 | 55 | 0 | 0 | 0 | 0 | 0 | 0 | 0 | 60 | 0 | 0 | 0 |
| R27 | 0 | 56 | 0 | 0 | 0 | 0 | 0 | 0 | 0 | 0 | 0 | 0 | 0 |
| R29 | 0 | 53 | 0 | 0 | 0 | 0 | 0 | 0 | 0 | 0 | 0 | 0 | 0 |
| R32 | 0 | 0 | 0 | 0 | 0 | 0 | 0 | 0 | 0 | 0 | 0 | 0 | 0 |
| R33 | 0 | 0 | 0 | 0 | 0 | 0 | 0 | 0 | 0 | 0 | 58 | 0 | 59 |
| R34 | 0 | 0 | 0 | 0 | 0 | 0 | 0 | 0 | 0 | 66 | 0 | 0 | 0 |

**Table 5 - Noise Contribution from Sources at May 2017**

| | Work Site | | | | | | | | | | | | |
|---|---|---|---|---|---|---|---|---|---|---|---|---|---|
| **NSRs** | **S1** | **S2** | **S3** | **S4** | **S5** | **S6** | **S7** | **S8** | **S9** | **S10** | **S11** | **S12** | **S13** |
| R1 | 0 | 0 | 0 | 0 | 0 | 0 | 0 | 0 | 0 | 58 | 58 | 0 | 49 |
| R2 | 0 | 0 | 0 | 0 | 0 | 0 | 0 | 0 | 0 | 64 | 0 | 0 | 56 |
| R6 | 0 | 0 | 0 | 0 | 0 | 0 | 0 | 0 | 0 | 0 | 0 | 0 | 61 |
| R8 | 0 | 0 | 0 | 0 | 0 | 0 | 0 | 0 | 0 | 0 | 0 | 55 | 57 |
| R9 | 0 | 0 | 0 | 0 | 0 | 0 | 0 | 0 | 0 | 0 | 0 | 0 | 56 |
| R10 | 0 | 0 | 0 | 0 | 0 | 0 | 0 | 0 | 0 | 0 | 0 | 0 | 54 |
| R12 | 0 | 0 | 0 | 0 | 0 | 0 | 0 | 0 | 0 | 0 | 0 | 0 | 56 |
| R14 | 0 | 0 | 0 | 0 | 0 | 0 | 0 | 0 | 0 | 0 | 0 | 0 | 54 |
| R16 | 0 | 0 | 0 | 0 | 0 | 0 | 0 | 0 | 0 | 0 | 0 | 0 | 52 |
| R18 | 0 | 0 | 0 | 0 | 0 | 0 | 0 | 0 | 0 | 0 | 0 | 0 | 51 |
| R22 | 0 | 0 | 0 | 0 | 0 | 0 | 0 | 0 | 0 | 66 | 0 | 0 | 0 |
| R23 | 0 | 0 | 0 | 0 | 0 | 0 | 0 | 0 | 0 | 66 | 0 | 0 | 0 |
| R24 | 0 | 0 | 0 | 0 | 0 | 0 | 0 | 0 | 0 | 64 | 0 | 0 | 0 |
| R25 | 0 | 62 | 0 | 0 | 0 | 0 | 0 | 0 | 0 | 60 | 0 | 0 | 0 |
| R27 | 0 | 62 | 0 | 0 | 0 | 0 | 0 | 0 | 0 | 0 | 0 | 0 | 0 |
| R29 | 0 | 59 | 0 | 0 | 0 | 0 | 0 | 0 | 0 | 0 | 0 | 0 | 0 |
| R32 | 0 | 0 | 0 | 0 | 0 | 0 | 0 | 0 | 0 | 0 | 0 | 0 | 0 |
| R33 | 0 | 0 | 0 | 0 | 0 | 0 | 0 | 0 | 0 | 0 | 58 | 0 | 59 |
| R34 | 0 | 0 | 0 | 0 | 0 | 0 | 0 | 0 | 0 | 66 | 0 | 0 | 0 |

**Table 6 - Noise Contribution from Sources at Jun 2017**

| | Work Site | | | | | | | | | | | | |
|---|---|---|---|---|---|---|---|---|---|---|---|---|---|
| **NSRs** | **S1** | **S2** | **S3** | **S4** | **S5** | **S6** | **S7** | **S8** | **S9** | **S10** | **S11** | **S12** | **S13** |
| R1 | 0 | 0 | 0 | 0 | 0 | 0 | 0 | 0 | 0 | 58 | 58 | 0 | 49 |
| R2 | 0 | 0 | 0 | 0 | 0 | 0 | 0 | 0 | 0 | 64 | 0 | 0 | 56 |
| R6 | 0 | 0 | 0 | 0 | 0 | 0 | 0 | 0 | 0 | 0 | 0 | 0 | 61 |
| R8 | 0 | 0 | 0 | 0 | 0 | 0 | 0 | 0 | 0 | 0 | 0 | 55 | 57 |
| R9 | 0 | 0 | 0 | 0 | 0 | 0 | 0 | 0 | 0 | 0 | 0 | 0 | 56 |
| R10 | 0 | 0 | 0 | 0 | 0 | 0 | 0 | 0 | 0 | 0 | 0 | 0 | 54 |
| R12 | 0 | 0 | 0 | 0 | 0 | 0 | 0 | 0 | 0 | 0 | 0 | 0 | 56 |
| R14 | 0 | 0 | 0 | 0 | 0 | 0 | 0 | 0 | 0 | 0 | 0 | 0 | 54 |
| R16 | 0 | 0 | 0 | 0 | 0 | 0 | 0 | 0 | 0 | 0 | 0 | 0 | 52 |
| R18 | 0 | 0 | 0 | 0 | 0 | 0 | 0 | 0 | 0 | 0 | 0 | 0 | 51 |
| R22 | 0 | 0 | 0 | 0 | 0 | 0 | 0 | 0 | 0 | 66 | 0 | 0 | 0 |
| R23 | 0 | 0 | 0 | 0 | 0 | 0 | 0 | 0 | 0 | 66 | 0 | 0 | 0 |
| R24 | 0 | 0 | 0 | 0 | 0 | 0 | 0 | 0 | 0 | 64 | 0 | 0 | 0 |
| R25 | 0 | 62 | 0 | 0 | 0 | 0 | 0 | 0 | 0 | 60 | 0 | 0 | 0 |
| R27 | 0 | 62 | 0 | 0 | 0 | 0 | 0 | 0 | 0 | 0 | 0 | 0 | 0 |
| R29 | 0 | 59 | 0 | 0 | 0 | 0 | 0 | 0 | 0 | 0 | 0 | 0 | 0 |
| R32 | 0 | 0 | 0 | 0 | 0 | 0 | 0 | 0 | 0 | 0 | 0 | 0 | 0 |
| R33 | 0 | 0 | 0 | 0 | 0 | 0 | 0 | 0 | 0 | 0 | 58 | 0 | 59 |
| R34 | 0 | 0 | 0 | 0 | 0 | 0 | 0 | 0 | 0 | 66 | 0 | 0 | 0 |

**Prject :** Cross Bay Link - Tseung Kwan O
**Title :** Monthly Contribution (Cumulative Scenario)
**Subtitle :** CBL (Cumulative)

**Table 7 - Noise Contribution from Sources at Jul 2017**

| | Work Site | | | | | | | | | | | | |
|---|---|---|---|---|---|---|---|---|---|---|---|---|---|
| **NSRs** | **S1** | **S2** | **S3** | **S4** | **S5** | **S6** | **S7** | **S8** | **S9** | **S10** | **S11** | **S12** | **S13** |
| R1 | 0 | 0 | 0 | 0 | 0 | 0 | 0 | 0 | 0 | 58 | 58 | 0 | 49 |
| R2 | 0 | 0 | 0 | 0 | 0 | 0 | 0 | 0 | 0 | 64 | 0 | 0 | 56 |
| R6 | 0 | 0 | 0 | 0 | 0 | 0 | 0 | 0 | 0 | 0 | 0 | 0 | 61 |
| R8 | 0 | 0 | 0 | 0 | 0 | 0 | 0 | 0 | 0 | 0 | 0 | 55 | 57 |
| R9 | 0 | 0 | 0 | 0 | 0 | 0 | 0 | 0 | 0 | 0 | 0 | 0 | 56 |
| R10 | 0 | 0 | 0 | 0 | 0 | 0 | 0 | 0 | 0 | 0 | 0 | 0 | 54 |
| R12 | 0 | 0 | 0 | 0 | 0 | 0 | 0 | 0 | 0 | 0 | 0 | 0 | 56 |
| R14 | 0 | 0 | 0 | 0 | 0 | 0 | 0 | 0 | 0 | 0 | 0 | 0 | 54 |
| R16 | 0 | 0 | 0 | 0 | 0 | 0 | 0 | 0 | 0 | 0 | 0 | 0 | 52 |
| R18 | 0 | 0 | 0 | 0 | 0 | 0 | 0 | 0 | 0 | 0 | 0 | 0 | 51 |
| R22 | 0 | 0 | 0 | 0 | 0 | 0 | 0 | 0 | 0 | 66 | 0 | 0 | 0 |
| R23 | 0 | 0 | 0 | 0 | 0 | 0 | 0 | 0 | 0 | 66 | 0 | 0 | 0 |
| R24 | 0 | 0 | 0 | 0 | 0 | 0 | 0 | 0 | 0 | 64 | 0 | 0 | 0 |
| R25 | 0 | 62 | 0 | 0 | 0 | 0 | 0 | 0 | 0 | 60 | 0 | 0 | 0 |
| R27 | 0 | 62 | 0 | 0 | 0 | 0 | 0 | 0 | 0 | 0 | 0 | 0 | 0 |
| R29 | 0 | 59 | 0 | 0 | 0 | 0 | 0 | 0 | 0 | 0 | 0 | 0 | 0 |
| R32 | 0 | 0 | 0 | 0 | 0 | 0 | 0 | 0 | 0 | 0 | 0 | 0 | 0 |
| R33 | 0 | 0 | 0 | 0 | 0 | 0 | 0 | 0 | 0 | 0 | 58 | 0 | 59 |
| R34 | 0 | 0 | 0 | 0 | 0 | 0 | 0 | 0 | 0 | 66 | 0 | 0 | 0 |

**Table 8 - Noise Contribution from Sources at Aug 2017**

| | Work Site | | | | | | | | | | | | |
|---|---|---|---|---|---|---|---|---|---|---|---|---|---|
| **NSRs** | **S1** | **S2** | **S3** | **S4** | **S5** | **S6** | **S7** | **S8** | **S9** | **S10** | **S11** | **S12** | **S13** |
| R1 | 0 | 0 | 0 | 0 | 0 | 0 | 0 | 0 | 0 | 58 | 58 | 0 | 49 |
| R2 | 0 | 0 | 0 | 0 | 0 | 0 | 0 | 57 | 0 | 64 | 0 | 0 | 56 |
| R6 | 0 | 0 | 0 | 0 | 0 | 0 | 0 | 64 | 0 | 0 | 0 | 0 | 61 |
| R8 | 0 | 0 | 0 | 0 | 0 | 0 | 0 | 63 | 0 | 0 | 0 | 55 | 57 |
| R9 | 0 | 0 | 0 | 0 | 0 | 0 | 55 | 64 | 0 | 0 | 0 | 0 | 56 |
| R10 | 0 | 0 | 0 | 0 | 0 | 0 | 57 | 65 | 0 | 0 | 0 | 0 | 54 |
| R12 | 0 | 0 | 0 | 0 | 0 | 0 | 0 | 72 | 0 | 0 | 0 | 0 | 56 |
| R14 | 0 | 0 | 0 | 0 | 0 | 0 | 60 | 73 | 0 | 0 | 0 | 0 | 54 |
| R16 | 0 | 0 | 0 | 0 | 0 | 0 | 61 | 70 | 0 | 0 | 0 | 0 | 52 |
| R18 | 0 | 0 | 0 | 0 | 0 | 0 | 62 | 67 | 0 | 0 | 0 | 0 | 51 |
| R22 | 0 | 0 | 0 | 0 | 0 | 0 | 63 | 62 | 0 | 66 | 0 | 0 | 0 |
| R23 | 0 | 0 | 0 | 0 | 0 | 0 | 67 | 63 | 0 | 66 | 0 | 0 | 0 |
| R24 | 0 | 0 | 0 | 0 | 0 | 0 | 70 | 62 | 0 | 64 | 0 | 0 | 0 |
| R25 | 0 | 62 | 0 | 0 | 0 | 0 | 72 | 60 | 0 | 60 | 0 | 0 | 0 |
| R27 | 0 | 62 | 0 | 0 | 0 | 0 | 65 | 57 | 0 | 0 | 0 | 0 | 0 |
| R29 | 0 | 59 | 0 | 0 | 0 | 0 | 61 | 0 | 0 | 0 | 0 | 0 | 0 |
| R32 | 0 | 0 | 0 | 0 | 0 | 0 | 56 | 0 | 0 | 0 | 0 | 0 | 0 |
| R33 | 0 | 0 | 0 | 0 | 0 | 0 | 0 | 61 | 0 | 0 | 58 | 0 | 59 |
| R34 | 0 | 0 | 0 | 0 | 0 | 0 | 60 | 0 | 0 | 66 | 0 | 0 | 0 |

**Table 9 - Noise Contribution from Sources at Sept 2017**

| | Work Site | | | | | | | | | | | | |
|---|---|---|---|---|---|---|---|---|---|---|---|---|---|
| **NSRs** | **S1** | **S2** | **S3** | **S4** | **S5** | **S6** | **S7** | **S8** | **S9** | **S10** | **S11** | **S12** | **S13** |
| R1 | 0 | 0 | 0 | 0 | 0 | 0 | 0 | 0 | 0 | 58 | 58 | 0 | 49 |
| R2 | 0 | 0 | 0 | 0 | 0 | 0 | 0 | 57 | 0 | 64 | 0 | 0 | 56 |
| R6 | 0 | 0 | 0 | 0 | 0 | 0 | 0 | 64 | 0 | 0 | 0 | 0 | 61 |
| R8 | 0 | 0 | 0 | 0 | 0 | 0 | 0 | 63 | 0 | 0 | 0 | 55 | 57 |
| R9 | 0 | 0 | 0 | 0 | 0 | 0 | 55 | 64 | 0 | 0 | 0 | 0 | 56 |
| R10 | 0 | 0 | 0 | 0 | 0 | 0 | 57 | 65 | 0 | 0 | 0 | 0 | 54 |
| R12 | 0 | 0 | 0 | 0 | 0 | 0 | 0 | 72 | 0 | 0 | 0 | 0 | 56 |
| R14 | 0 | 0 | 0 | 0 | 0 | 0 | 60 | 73 | 0 | 0 | 0 | 0 | 54 |
| R16 | 0 | 0 | 0 | 0 | 0 | 0 | 61 | 70 | 0 | 0 | 0 | 0 | 52 |
| R18 | 0 | 0 | 0 | 0 | 0 | 0 | 62 | 67 | 0 | 0 | 0 | 0 | 51 |
| R22 | 0 | 0 | 0 | 0 | 0 | 0 | 63 | 62 | 0 | 66 | 0 | 0 | 0 |
| R23 | 0 | 0 | 0 | 0 | 0 | 0 | 67 | 63 | 0 | 66 | 0 | 0 | 0 |
| R24 | 0 | 0 | 0 | 0 | 0 | 0 | 70 | 62 | 0 | 64 | 0 | 0 | 0 |
| R25 | 0 | 60 | 0 | 0 | 0 | 0 | 72 | 60 | 0 | 60 | 0 | 0 | 0 |
| R27 | 0 | 61 | 0 | 0 | 0 | 0 | 65 | 57 | 0 | 0 | 0 | 0 | 0 |
| R29 | 0 | 58 | 0 | 0 | 0 | 0 | 61 | 0 | 0 | 0 | 0 | 0 | 0 |
| R32 | 0 | 0 | 0 | 0 | 0 | 0 | 56 | 0 | 0 | 0 | 0 | 0 | 0 |
| R33 | 0 | 0 | 0 | 0 | 0 | 0 | 0 | 61 | 0 | 0 | 58 | 0 | 59 |
| R34 | 0 | 0 | 0 | 0 | 0 | 0 | 60 | 0 | 0 | 66 | 0 | 0 | 0 |

**Table 10 - Noise Contribution from Sources at Oct 2017**

| | Work Site | | | | | | | | | | | | |
|---|---|---|---|---|---|---|---|---|---|---|---|---|---|
| **NSRs** | **S1** | **S2** | **S3** | **S4** | **S5** | **S6** | **S7** | **S8** | **S9** | **S10** | **S11** | **S12** | **S13** |
| R1 | 0 | 0 | 0 | 0 | 0 | 0 | 0 | 0 | 0 | 58 | 58 | 0 | 49 |
| R2 | 0 | 0 | 0 | 0 | 0 | 0 | 0 | 57 | 0 | 64 | 0 | 0 | 56 |
| R6 | 0 | 0 | 0 | 0 | 0 | 0 | 0 | 64 | 0 | 0 | 0 | 0 | 61 |
| R8 | 0 | 0 | 0 | 0 | 0 | 0 | 0 | 63 | 0 | 0 | 0 | 55 | 57 |
| R9 | 0 | 0 | 0 | 0 | 0 | 0 | 55 | 64 | 0 | 0 | 0 | 0 | 56 |
| R10 | 0 | 0 | 0 | 0 | 0 | 0 | 57 | 65 | 0 | 0 | 0 | 0 | 54 |
| R12 | 0 | 0 | 0 | 0 | 0 | 0 | 0 | 72 | 0 | 0 | 0 | 0 | 56 |
| R14 | 0 | 0 | 0 | 0 | 0 | 0 | 60 | 73 | 0 | 0 | 0 | 0 | 54 |
| R16 | 0 | 0 | 0 | 0 | 0 | 0 | 61 | 70 | 0 | 0 | 0 | 0 | 52 |
| R18 | 0 | 0 | 0 | 0 | 0 | 0 | 62 | 67 | 0 | 0 | 0 | 0 | 51 |
| R22 | 0 | 0 | 0 | 0 | 0 | 0 | 63 | 62 | 0 | 66 | 0 | 0 | 0 |
| R23 | 0 | 0 | 0 | 0 | 0 | 0 | 67 | 63 | 0 | 66 | 0 | 0 | 0 |
| R24 | 0 | 0 | 0 | 0 | 0 | 0 | 70 | 62 | 0 | 64 | 0 | 0 | 0 |
| R25 | 0 | 61 | 0 | 0 | 0 | 0 | 72 | 60 | 0 | 60 | 0 | 0 | 0 |
| R27 | 0 | 62 | 0 | 0 | 0 | 0 | 65 | 57 | 0 | 0 | 0 | 0 | 0 |
| R29 | 0 | 59 | 0 | 0 | 0 | 0 | 61 | 0 | 0 | 0 | 0 | 0 | 0 |
| R32 | 0 | 0 | 0 | 0 | 0 | 0 | 56 | 0 | 0 | 0 | 0 | 0 | 0 |
| R33 | 0 | 0 | 0 | 0 | 0 | 0 | 0 | 61 | 0 | 0 | 58 | 0 | 59 |
| R34 | 0 | 0 | 0 | 0 | 0 | 0 | 60 | 0 | 0 | 66 | 0 | 0 | 0 |

**Table 11 - Noise Contribution from Sources at Nov 2017**

| | Work Site | | | | | | | | | | | | |
|---|---|---|---|---|---|---|---|---|---|---|---|---|---|
| **NSRs** | **S1** | **S2** | **S3** | **S4** | **S5** | **S6** | **S7** | **S8** | **S9** | **S10** | **S11** | **S12** | **S13** |
| R1 | 0 | 0 | 0 | 0 | 0 | 0 | 0 | 0 | 0 | 58 | 58 | 0 | 49 |
| R2 | 0 | 0 | 0 | 0 | 0 | 0 | 0 | 57 | 0 | 64 | 0 | 0 | 56 |
| R6 | 0 | 0 | 0 | 0 | 0 | 0 | 0 | 64 | 0 | 0 | 0 | 0 | 61 |
| R8 | 0 | 0 | 0 | 0 | 0 | 0 | 0 | 63 | 0 | 0 | 0 | 55 | 57 |
| R9 | 0 | 0 | 0 | 0 | 0 | 0 | 55 | 64 | 0 | 0 | 0 | 0 | 56 |
| R10 | 0 | 0 | 0 | 0 | 0 | 0 | 57 | 65 | 0 | 0 | 0 | 0 | 54 |
| R12 | 0 | 0 | 0 | 0 | 0 | 0 | 0 | 72 | 0 | 0 | 0 | 0 | 56 |
| R14 | 0 | 0 | 0 | 0 | 0 | 0 | 60 | 73 | 0 | 0 | 0 | 0 | 54 |
| R16 | 0 | 0 | 0 | 0 | 0 | 0 | 61 | 70 | 0 | 0 | 0 | 0 | 52 |
| R18 | 0 | 0 | 0 | 0 | 0 | 0 | 62 | 67 | 0 | 0 | 0 | 0 | 51 |
| R22 | 0 | 0 | 0 | 0 | 0 | 0 | 63 | 62 | 0 | 66 | 0 | 0 | 0 |
| R23 | 0 | 0 | 0 | 0 | 0 | 0 | 67 | 63 | 0 | 66 | 0 | 0 | 0 |
| R24 | 0 | 0 | 0 | 0 | 0 | 0 | 70 | 62 | 0 | 64 | 0 | 0 | 0 |
| R25 | 0 | 61 | 0 | 0 | 0 | 0 | 72 | 60 | 0 | 60 | 0 | 0 | 0 |
| R27 | 0 | 62 | 0 | 0 | 0 | 0 | 65 | 57 | 0 | 0 | 0 | 0 | 0 |
| R29 | 0 | 59 | 0 | 0 | 0 | 0 | 61 | 0 | 0 | 0 | 0 | 0 | 0 |
| R32 | 0 | 0 | 0 | 0 | 0 | 0 | 56 | 0 | 0 | 0 | 0 | 0 | 0 |
| R33 | 0 | 0 | 0 | 0 | 0 | 0 | 0 | 61 | 0 | 0 | 58 | 0 | 59 |
| R34 | 0 | 0 | 0 | 0 | 0 | 0 | 60 | 0 | 0 | 66 | 0 | 0 | 0 |

**Table 12 - Noise Contribution from Sources at Dec 2017**

| | Work Site | | | | | | | | | | | | |
|---|---|---|---|---|---|---|---|---|---|---|---|---|---|
| **NSRs** | **S1** | **S2** | **S3** | **S4** | **S5** | **S6** | **S7** | **S8** | **S9** | **S10** | **S11** | **S12** | **S13** |
| R1 | 0 | 0 | 0 | 0 | 0 | 0 | 0 | 0 | 0 | 58 | 58 | 0 | 49 |
| R2 | 0 | 0 | 0 | 0 | 0 | 0 | 0 | 58 | 0 | 64 | 0 | 0 | 56 |
| R6 | 0 | 0 | 0 | 0 | 0 | 0 | 0 | 65 | 0 | 0 | 0 | 0 | 61 |
| R8 | 0 | 0 | 0 | 0 | 0 | 0 | 0 | 64 | 0 | 0 | 0 | 55 | 57 |
| R9 | 0 | 0 | 0 | 0 | 0 | 0 | 56 | 65 | 0 | 0 | 0 | 0 | 56 |
| R10 | 0 | 0 | 0 | 0 | 0 | 0 | 57 | 66 | 0 | 0 | 0 | 0 | 54 |
| R12 | 0 | 0 | 0 | 0 | 0 | 0 | 0 | 73 | 0 | 0 | 0 | 0 | 56 |
| R14 | 0 | 0 | 0 | 0 | 0 | 0 | 61 | 74 | 0 | 0 | 0 | 0 | 54 |
| R16 | 0 | 0 | 0 | 0 | 0 | 0 | 62 | 71 | 0 | 0 | 0 | 0 | 52 |
| R18 | 0 | 0 | 0 | 0 | 0 | 0 | 62 | 68 | 0 | 0 | 0 | 0 | 51 |
| R22 | 0 | 0 | 0 | 0 | 0 | 0 | 64 | 63 | 0 | 66 | 0 | 0 | 0 |
| R23 | 0 | 0 | 0 | 0 | 0 | 0 | 68 | 64 | 0 | 66 | 0 | 0 | 0 |
| R24 | 0 | 0 | 0 | 0 | 0 | 0 | 71 | 63 | 0 | 64 | 0 | 0 | 0 |
| R25 | 0 | 61 | 0 | 0 | 0 | 0 | 73 | 61 | 0 | 60 | 0 | 0 | 0 |
| R27 | 0 | 62 | 0 | 0 | 0 | 0 | 66 | 58 | 0 | 0 | 0 | 0 | 0 |
| R29 | 0 | 59 | 0 | 0 | 0 | 0 | 62 | 0 | 0 | 0 | 0 | 0 | 0 |
| R32 | 0 | 0 | 0 | 0 | 0 | 0 | 56 | 0 | 0 | 0 | 0 | 0 | 0 |
| R33 | 0 | 0 | 0 | 0 | 0 | 0 | 0 | 62 | 0 | 0 | 58 | 0 | 59 |
| R34 | 0 | 0 | 0 | 0 | 0 | 0 | 61 | 0 | 0 | 66 | 0 | 0 | 0 |

**Prject :** Cross Bay Link - Tseung Kwan O
**Title :** Monthly Contribution (Cumulative Scenario)
**Subtitle :** CBL (Cumulative)

**Table 13 - Noise Contribution from Sources at Jan 2018**

| | Work Site | | | | | | | | | | | | |
|---|---|---|---|---|---|---|---|---|---|---|---|---|---|
| **NSRs** | **S1** | **S2** | **S3** | **S4** | **S5** | **S6** | **S7** | **S8** | **S9** | **S10** | **S11** | **S12** | **S13** |
| R1 | 0 | 0 | 0 | 0 | 0 | 0 | 0 | 0 | 0 | 58 | 58 | 0 | 49 |
| R2 | 0 | 0 | 0 | 0 | 0 | 0 | 0 | 58 | 0 | 64 | 0 | 0 | 56 |
| R6 | 0 | 0 | 0 | 0 | 0 | 0 | 0 | 65 | 0 | 0 | 0 | 0 | 61 |
| R8 | 0 | 0 | 0 | 0 | 0 | 0 | 0 | 64 | 0 | 0 | 0 | 55 | 57 |
| R9 | 0 | 0 | 0 | 0 | 0 | 0 | 56 | 65 | 0 | 0 | 0 | 0 | 56 |
| R10 | 0 | 0 | 0 | 0 | 0 | 0 | 57 | 66 | 0 | 0 | 0 | 0 | 54 |
| R12 | 0 | 0 | 0 | 0 | 0 | 0 | 0 | 73 | 0 | 0 | 0 | 0 | 56 |
| R14 | 0 | 0 | 0 | 0 | 0 | 0 | 61 | 74 | 0 | 0 | 0 | 0 | 54 |
| R16 | 0 | 0 | 0 | 0 | 0 | 0 | 62 | 71 | 0 | 0 | 0 | 0 | 52 |
| R18 | 0 | 0 | 0 | 0 | 0 | 0 | 62 | 68 | 0 | 0 | 0 | 0 | 51 |
| R22 | 0 | 0 | 0 | 0 | 0 | 0 | 64 | 63 | 0 | 66 | 0 | 0 | 0 |
| R23 | 0 | 0 | 0 | 0 | 0 | 0 | 68 | 64 | 0 | 66 | 0 | 0 | 0 |
| R24 | 0 | 0 | 0 | 0 | 0 | 0 | 71 | 63 | 0 | 64 | 0 | 0 | 0 |
| R25 | 0 | 60 | 0 | 0 | 58 | 0 | 73 | 61 | 0 | 60 | 0 | 0 | 0 |
| R27 | 0 | 61 | 0 | 0 | 61 | 0 | 66 | 58 | 0 | 0 | 0 | 0 | 0 |
| R29 | 0 | 58 | 0 | 0 | 57 | 0 | 62 | 0 | 0 | 0 | 0 | 0 | 0 |
| R32 | 0 | 0 | 0 | 0 | 51 | 0 | 56 | 0 | 0 | 0 | 0 | 0 | 0 |
| R33 | 0 | 0 | 0 | 0 | 0 | 0 | 0 | 62 | 0 | 0 | 58 | 0 | 59 |
| R34 | 0 | 0 | 0 | 0 | 50 | 0 | 61 | 0 | 0 | 66 | 0 | 0 | 0 |

**Table 14 - Noise Contribution from Sources at Feb 2018**

| | Work Site | | | | | | | | | | | | |
|---|---|---|---|---|---|---|---|---|---|---|---|---|---|
| **NSRs** | **S1** | **S2** | **S3** | **S4** | **S5** | **S6** | **S7** | **S8** | **S9** | **S10** | **S11** | **S12** | **S13** |
| R1 | 0 | 0 | 0 | 0 | 0 | 0 | 0 | 0 | 0 | 58 | 58 | 0 | 49 |
| R2 | 0 | 0 | 0 | 0 | 0 | 0 | 0 | 58 | 0 | 64 | 0 | 0 | 56 |
| R6 | 0 | 0 | 0 | 0 | 0 | 0 | 0 | 65 | 0 | 0 | 0 | 0 | 61 |
| R8 | 0 | 0 | 0 | 0 | 0 | 0 | 0 | 64 | 0 | 0 | 0 | 55 | 57 |
| R9 | 0 | 0 | 0 | 0 | 0 | 0 | 56 | 65 | 0 | 0 | 0 | 0 | 56 |
| R10 | 0 | 0 | 0 | 0 | 0 | 0 | 57 | 66 | 0 | 0 | 0 | 0 | 54 |
| R12 | 0 | 0 | 0 | 0 | 0 | 0 | 0 | 73 | 0 | 0 | 0 | 0 | 56 |
| R14 | 0 | 0 | 0 | 0 | 0 | 0 | 61 | 74 | 0 | 0 | 0 | 0 | 54 |
| R16 | 0 | 0 | 0 | 0 | 0 | 0 | 62 | 71 | 0 | 0 | 0 | 0 | 52 |
| R18 | 0 | 0 | 0 | 0 | 0 | 0 | 62 | 68 | 0 | 0 | 0 | 0 | 51 |
| R22 | 0 | 0 | 0 | 0 | 0 | 0 | 64 | 63 | 0 | 66 | 0 | 0 | 0 |
| R23 | 0 | 0 | 0 | 0 | 0 | 0 | 68 | 64 | 0 | 66 | 0 | 0 | 0 |
| R24 | 0 | 0 | 0 | 0 | 0 | 0 | 71 | 63 | 0 | 64 | 0 | 0 | 0 |
| R25 | 0 | 60 | 0 | 0 | 58 | 0 | 73 | 61 | 0 | 60 | 0 | 0 | 0 |
| R27 | 0 | 61 | 0 | 0 | 61 | 0 | 66 | 58 | 0 | 0 | 0 | 0 | 0 |
| R29 | 0 | 58 | 0 | 0 | 57 | 0 | 62 | 0 | 0 | 0 | 0 | 0 | 0 |
| R32 | 0 | 0 | 0 | 0 | 51 | 0 | 56 | 0 | 0 | 0 | 0 | 0 | 0 |
| R33 | 0 | 0 | 0 | 0 | 0 | 0 | 0 | 62 | 0 | 0 | 58 | 0 | 59 |
| R34 | 0 | 0 | 0 | 0 | 50 | 0 | 61 | 0 | 0 | 66 | 0 | 0 | 0 |

**Table 15 - Noise Contribution from Sources at March 2018**

| | Work Site | | | | | | | | | | | | |
|---|---|---|---|---|---|---|---|---|---|---|---|---|---|
| **NSRs** | **S1** | **S2** | **S3** | **S4** | **S5** | **S6** | **S7** | **S8** | **S9** | **S10** | **S11** | **S12** | **S13** |
| R1 | 0 | 0 | 0 | 0 | 0 | 0 | 0 | 0 | 0 | 58 | 58 | 0 | 49 |
| R2 | 0 | 0 | 0 | 0 | 0 | 0 | 0 | 58 | 0 | 64 | 0 | 0 | 56 |
| R6 | 0 | 0 | 0 | 0 | 0 | 0 | 0 | 65 | 0 | 0 | 0 | 0 | 61 |
| R8 | 0 | 0 | 0 | 0 | 0 | 0 | 0 | 64 | 0 | 0 | 0 | 55 | 57 |
| R9 | 0 | 0 | 0 | 0 | 0 | 0 | 56 | 65 | 0 | 0 | 0 | 0 | 56 |
| R10 | 0 | 0 | 0 | 0 | 0 | 0 | 57 | 66 | 0 | 0 | 0 | 0 | 54 |
| R12 | 0 | 0 | 0 | 0 | 0 | 0 | 0 | 73 | 0 | 0 | 0 | 0 | 56 |
| R14 | 0 | 0 | 0 | 0 | 0 | 0 | 61 | 74 | 0 | 0 | 0 | 0 | 54 |
| R16 | 0 | 0 | 0 | 0 | 0 | 0 | 62 | 71 | 0 | 0 | 0 | 0 | 52 |
| R18 | 0 | 0 | 0 | 0 | 0 | 51 | 62 | 68 | 0 | 0 | 0 | 0 | 51 |
| R22 | 0 | 0 | 0 | 0 | 0 | 0 | 64 | 63 | 0 | 66 | 0 | 0 | 0 |
| R23 | 0 | 0 | 0 | 0 | 0 | 0 | 68 | 64 | 0 | 66 | 0 | 0 | 0 |
| R24 | 0 | 0 | 0 | 0 | 0 | 0 | 71 | 63 | 0 | 64 | 0 | 0 | 0 |
| R25 | 0 | 60 | 0 | 0 | 59 | 0 | 73 | 61 | 0 | 60 | 0 | 0 | 0 |
| R27 | 0 | 61 | 0 | 0 | 62 | 69 | 66 | 58 | 0 | 0 | 0 | 0 | 0 |
| R29 | 0 | 58 | 0 | 0 | 58 | 67 | 62 | 0 | 0 | 0 | 0 | 0 | 0 |
| R32 | 0 | 0 | 0 | 0 | 52 | 57 | 56 | 0 | 0 | 0 | 0 | 0 | 0 |
| R33 | 0 | 0 | 0 | 0 | 0 | 0 | 0 | 62 | 0 | 0 | 58 | 0 | 59 |
| R34 | 0 | 0 | 0 | 0 | 51 | 53 | 61 | 0 | 0 | 66 | 0 | 0 | 0 |

**Table 16 - Noise Contribution from Sources at Apr 2018**

| | Work Site | | | | | | | | | | | | |
|---|---|---|---|---|---|---|---|---|---|---|---|---|---|
| **NSRs** | **S1** | **S2** | **S3** | **S4** | **S5** | **S6** | **S7** | **S8** | **S9** | **S10** | **S11** | **S12** | **S13** |
| R1 | 0 | 0 | 0 | 0 | 0 | 0 | 0 | 0 | 0 | 58 | 58 | 0 | 49 |
| R2 | 0 | 0 | 0 | 0 | 0 | 0 | 0 | 58 | 0 | 64 | 0 | 0 | 56 |
| R6 | 0 | 0 | 0 | 0 | 0 | 0 | 0 | 65 | 0 | 0 | 0 | 0 | 61 |
| R8 | 0 | 0 | 0 | 0 | 0 | 0 | 0 | 64 | 0 | 0 | 0 | 55 | 57 |
| R9 | 0 | 0 | 0 | 0 | 0 | 0 | 56 | 65 | 0 | 0 | 0 | 0 | 56 |
| R10 | 0 | 0 | 0 | 0 | 0 | 0 | 57 | 66 | 0 | 0 | 0 | 0 | 54 |
| R12 | 0 | 0 | 0 | 0 | 0 | 0 | 0 | 73 | 0 | 0 | 0 | 0 | 56 |
| R14 | 0 | 0 | 0 | 0 | 0 | 0 | 61 | 74 | 0 | 0 | 0 | 0 | 54 |
| R16 | 0 | 0 | 0 | 0 | 0 | 0 | 62 | 71 | 0 | 0 | 0 | 0 | 52 |
| R18 | 0 | 0 | 0 | 0 | 0 | 51 | 62 | 68 | 0 | 0 | 0 | 0 | 51 |
| R22 | 0 | 0 | 0 | 0 | 0 | 0 | 64 | 63 | 0 | 66 | 0 | 0 | 0 |
| R23 | 0 | 0 | 0 | 0 | 0 | 0 | 68 | 64 | 0 | 66 | 0 | 0 | 0 |
| R24 | 0 | 0 | 0 | 0 | 0 | 0 | 71 | 63 | 0 | 64 | 0 | 0 | 0 |
| R25 | 0 | 60 | 0 | 0 | 59 | 0 | 73 | 61 | 0 | 60 | 0 | 0 | 0 |
| R27 | 0 | 61 | 0 | 0 | 62 | 69 | 66 | 58 | 0 | 0 | 0 | 0 | 0 |
| R29 | 0 | 58 | 0 | 0 | 58 | 67 | 62 | 0 | 0 | 0 | 0 | 0 | 0 |
| R32 | 0 | 0 | 0 | 0 | 52 | 57 | 56 | 0 | 0 | 0 | 0 | 0 | 0 |
| R33 | 0 | 0 | 0 | 0 | 0 | 0 | 0 | 62 | 0 | 0 | 58 | 0 | 59 |
| R34 | 0 | 0 | 0 | 0 | 51 | 53 | 61 | 0 | 0 | 66 | 0 | 0 | 0 |

**Table 17 - Noise Contribution from Sources at May 2018**

| | Work Site | | | | | | | | | | | | |
|---|---|---|---|---|---|---|---|---|---|---|---|---|---|
| **NSRs** | **S1** | **S2** | **S3** | **S4** | **S5** | **S6** | **S7** | **S8** | **S9** | **S10** | **S11** | **S12** | **S13** |
| R1 | 0 | 0 | 0 | 0 | 0 | 0 | 0 | 0 | 0 | 58 | 58 | 0 | 49 |
| R2 | 0 | 0 | 0 | 0 | 0 | 0 | 0 | 58 | 0 | 64 | 0 | 0 | 56 |
| R6 | 0 | 0 | 0 | 0 | 0 | 0 | 0 | 65 | 0 | 0 | 0 | 0 | 61 |
| R8 | 0 | 0 | 0 | 0 | 0 | 0 | 0 | 64 | 0 | 0 | 0 | 55 | 57 |
| R9 | 0 | 0 | 0 | 0 | 0 | 0 | 56 | 65 | 0 | 0 | 0 | 0 | 56 |
| R10 | 0 | 0 | 0 | 0 | 0 | 0 | 57 | 66 | 0 | 0 | 0 | 0 | 54 |
| R12 | 0 | 0 | 0 | 0 | 0 | 0 | 0 | 73 | 0 | 0 | 0 | 0 | 56 |
| R14 | 0 | 0 | 0 | 0 | 0 | 0 | 61 | 74 | 0 | 0 | 0 | 0 | 54 |
| R16 | 0 | 0 | 0 | 0 | 0 | 0 | 62 | 71 | 0 | 0 | 0 | 0 | 52 |
| R18 | 0 | 0 | 0 | 0 | 0 | 51 | 62 | 68 | 0 | 0 | 0 | 0 | 51 |
| R22 | 0 | 0 | 0 | 0 | 0 | 0 | 64 | 63 | 0 | 66 | 0 | 0 | 0 |
| R23 | 0 | 0 | 0 | 0 | 0 | 0 | 68 | 64 | 0 | 66 | 0 | 0 | 0 |
| R24 | 0 | 0 | 0 | 0 | 0 | 0 | 71 | 63 | 0 | 64 | 0 | 0 | 0 |
| R25 | 0 | 60 | 0 | 0 | 59 | 0 | 73 | 61 | 0 | 60 | 0 | 0 | 0 |
| R27 | 0 | 61 | 0 | 0 | 62 | 69 | 66 | 58 | 0 | 0 | 0 | 0 | 0 |
| R29 | 0 | 58 | 0 | 0 | 58 | 67 | 62 | 0 | 0 | 0 | 0 | 0 | 0 |
| R32 | 0 | 0 | 0 | 0 | 52 | 57 | 56 | 0 | 0 | 0 | 0 | 0 | 0 |
| R33 | 0 | 0 | 0 | 0 | 0 | 0 | 0 | 62 | 0 | 0 | 58 | 0 | 59 |
| R34 | 0 | 0 | 0 | 0 | 51 | 53 | 61 | 0 | 0 | 66 | 0 | 0 | 0 |

**Table 18 - Noise Contribution from Sources at Jun 2018**

| | Work Site | | | | | | | | | | | | |
|---|---|---|---|---|---|---|---|---|---|---|---|---|---|
| **NSRs** | **S1** | **S2** | **S3** | **S4** | **S5** | **S6** | **S7** | **S8** | **S9** | **S10** | **S11** | **S12** | **S13** |
| R1 | 0 | 0 | 0 | 0 | 0 | 0 | 0 | 0 | 50 | 58 | 58 | 0 | 49 |
| R2 | 0 | 0 | 0 | 0 | 0 | 0 | 0 | 50 | 59 | 64 | 0 | 0 | 56 |
| R6 | 0 | 0 | 0 | 0 | 0 | 0 | 0 | 56 | 62 | 0 | 0 | 0 | 61 |
| R8 | 0 | 0 | 0 | 0 | 0 | 0 | 0 | 56 | 58 | 0 | 0 | 55 | 57 |
| R9 | 0 | 0 | 0 | 0 | 0 | 0 | 49 | 57 | 55 | 0 | 0 | 0 | 56 |
| R10 | 0 | 0 | 0 | 0 | 0 | 0 | 50 | 58 | 54 | 0 | 0 | 0 | 54 |
| R12 | 0 | 0 | 0 | 0 | 0 | 0 | 0 | 65 | 55 | 0 | 0 | 0 | 56 |
| R14 | 0 | 0 | 0 | 0 | 0 | 0 | 53 | 66 | 53 | 0 | 0 | 0 | 54 |
| R16 | 0 | 0 | 0 | 0 | 0 | 0 | 54 | 63 | 51 | 0 | 0 | 0 | 52 |
| R18 | 0 | 0 | 0 | 0 | 0 | 51 | 55 | 59 | 50 | 0 | 0 | 0 | 51 |
| R22 | 0 | 0 | 0 | 0 | 0 | 0 | 56 | 55 | 0 | 66 | 0 | 0 | 0 |
| R23 | 0 | 0 | 0 | 0 | 0 | 0 | 60 | 55 | 0 | 66 | 0 | 0 | 0 |
| R24 | 0 | 0 | 0 | 0 | 0 | 0 | 63 | 55 | 0 | 64 | 0 | 0 | 0 |
| R25 | 0 | 60 | 0 | 0 | 0 | 0 | 65 | 53 | 0 | 60 | 0 | 0 | 0 |
| R27 | 0 | 61 | 0 | 0 | 0 | 69 | 58 | 50 | 0 | 0 | 0 | 0 | 0 |
| R29 | 0 | 58 | 0 | 0 | 0 | 67 | 54 | 0 | 0 | 0 | 0 | 0 | 0 |
| R32 | 0 | 0 | 0 | 0 | 0 | 57 | 49 | 0 | 0 | 0 | 0 | 0 | 0 |
| R33 | 0 | 0 | 0 | 0 | 0 | 0 | 0 | 54 | 60 | 0 | 58 | 0 | 59 |
| R34 | 0 | 0 | 0 | 0 | 0 | 53 | 53 | 0 | 0 | 66 | 0 | 0 | 0 |

**Prject :** Cross Bay Link - Tseung Kwan O
**Title :** Monthly Contribution (Cumulative Scenario)
**Subtitle :** CBL (Cumulative)

**Table 19 - Noise Contribution from Sources at Jul 2018**

| | Work Site | | | | | | | | | | | | |
|---|---|---|---|---|---|---|---|---|---|---|---|---|---|
| **NSRs** | **S1** | **S2** | **S3** | **S4** | **S5** | **S6** | **S7** | **S8** | **S9** | **S10** | **S11** | **S12** | **S13** |
| R1 | 0 | 0 | 0 | 0 | 0 | 0 | 0 | 0 | 50 | 58 | 58 | 0 | 49 |
| R2 | 0 | 0 | 0 | 0 | 0 | 0 | 0 | 50 | 59 | 64 | 0 | 0 | 56 |
| R6 | 0 | 0 | 0 | 0 | 0 | 0 | 0 | 56 | 62 | 0 | 0 | 0 | 61 |
| R8 | 0 | 0 | 0 | 0 | 0 | 0 | 0 | 56 | 58 | 0 | 0 | 55 | 57 |
| R9 | 0 | 0 | 0 | 0 | 0 | 0 | 49 | 57 | 55 | 0 | 0 | 0 | 56 |
| R10 | 0 | 0 | 0 | 0 | 0 | 0 | 50 | 58 | 54 | 0 | 0 | 0 | 54 |
| R12 | 0 | 0 | 0 | 0 | 0 | 0 | 0 | 65 | 55 | 0 | 0 | 0 | 56 |
| R14 | 0 | 0 | 0 | 0 | 0 | 0 | 53 | 66 | 53 | 0 | 0 | 0 | 54 |
| R16 | 0 | 0 | 0 | 0 | 0 | 0 | 54 | 63 | 51 | 0 | 0 | 0 | 52 |
| R18 | 0 | 0 | 0 | 0 | 0 | 49 | 55 | 59 | 50 | 0 | 0 | 0 | 51 |
| R22 | 0 | 0 | 0 | 0 | 0 | 0 | 56 | 55 | 0 | 66 | 0 | 0 | 0 |
| R23 | 0 | 0 | 0 | 0 | 0 | 0 | 60 | 55 | 0 | 66 | 0 | 0 | 0 |
| R24 | 0 | 0 | 0 | 0 | 0 | 0 | 63 | 55 | 0 | 64 | 0 | 0 | 0 |
| R25 | 0 | 60 | 0 | 0 | 0 | 0 | 65 | 53 | 0 | 60 | 0 | 0 | 0 |
| R27 | 0 | 61 | 0 | 0 | 0 | 66 | 58 | 50 | 0 | 0 | 0 | 0 | 0 |
| R29 | 0 | 58 | 0 | 0 | 0 | 65 | 54 | 0 | 0 | 0 | 0 | 0 | 0 |
| R32 | 0 | 0 | 0 | 0 | 0 | 54 | 49 | 0 | 0 | 0 | 0 | 0 | 0 |
| R33 | 0 | 0 | 0 | 0 | 0 | 0 | 0 | 54 | 60 | 0 | 58 | 0 | 59 |
| R34 | 0 | 0 | 0 | 0 | 0 | 50 | 53 | 0 | 0 | 66 | 0 | 0 | 0 |

**Table 20 - Noise Contribution from Sources at Aug 2018**

| | Work Site | | | | | | | | | | | | |
|---|---|---|---|---|---|---|---|---|---|---|---|---|---|
| **NSRs** | **S1** | **S2** | **S3** | **S4** | **S5** | **S6** | **S7** | **S8** | **S9** | **S10** | **S11** | **S12** | **S13** |
| R1 | 0 | 0 | 0 | 0 | 0 | 0 | 0 | 0 | 50 | 58 | 58 | 0 | 49 |
| R2 | 0 | 0 | 0 | 0 | 0 | 0 | 0 | 50 | 59 | 64 | 0 | 0 | 56 |
| R6 | 0 | 0 | 0 | 0 | 0 | 0 | 0 | 56 | 62 | 0 | 0 | 0 | 61 |
| R8 | 0 | 0 | 0 | 0 | 0 | 0 | 0 | 56 | 58 | 0 | 0 | 55 | 57 |
| R9 | 0 | 0 | 0 | 0 | 0 | 0 | 49 | 57 | 55 | 0 | 0 | 0 | 56 |
| R10 | 0 | 0 | 0 | 0 | 0 | 0 | 50 | 58 | 54 | 0 | 0 | 0 | 54 |
| R12 | 0 | 0 | 0 | 0 | 0 | 0 | 0 | 65 | 55 | 0 | 0 | 0 | 56 |
| R14 | 0 | 0 | 0 | 0 | 0 | 0 | 53 | 66 | 53 | 0 | 0 | 0 | 54 |
| R16 | 0 | 0 | 0 | 0 | 0 | 0 | 54 | 63 | 51 | 0 | 0 | 0 | 52 |
| R18 | 0 | 0 | 0 | 0 | 0 | 49 | 55 | 59 | 50 | 0 | 0 | 0 | 51 |
| R22 | 0 | 0 | 0 | 0 | 0 | 0 | 56 | 55 | 0 | 66 | 0 | 0 | 0 |
| R23 | 0 | 0 | 0 | 0 | 0 | 0 | 60 | 55 | 0 | 66 | 0 | 0 | 0 |
| R24 | 0 | 0 | 0 | 0 | 0 | 0 | 63 | 55 | 0 | 64 | 0 | 0 | 0 |
| R25 | 0 | 60 | 0 | 0 | 0 | 0 | 65 | 53 | 0 | 60 | 0 | 0 | 0 |
| R27 | 0 | 61 | 0 | 0 | 0 | 66 | 58 | 50 | 0 | 0 | 0 | 0 | 0 |
| R29 | 0 | 57 | 0 | 0 | 0 | 65 | 54 | 0 | 0 | 0 | 0 | 0 | 0 |
| R32 | 0 | 0 | 0 | 0 | 0 | 54 | 49 | 0 | 0 | 0 | 0 | 0 | 0 |
| R33 | 0 | 0 | 0 | 0 | 0 | 0 | 0 | 54 | 60 | 0 | 58 | 0 | 59 |
| R34 | 0 | 0 | 0 | 0 | 0 | 50 | 53 | 0 | 0 | 66 | 0 | 0 | 0 |

**Table 21 - Noise Contribution from Sources at Sept 2018**

| | Work Site | | | | | | | | | | | | |
|---|---|---|---|---|---|---|---|---|---|---|---|---|---|
| **NSRs** | **S1** | **S2** | **S3** | **S4** | **S5** | **S6** | **S7** | **S8** | **S9** | **S10** | **S11** | **S12** | **S13** |
| R1 | 0 | 0 | 0 | 0 | 0 | 0 | 0 | 0 | 50 | 58 | 58 | 0 | 49 |
| R2 | 0 | 0 | 0 | 0 | 0 | 0 | 0 | 50 | 59 | 64 | 0 | 0 | 56 |
| R6 | 0 | 0 | 0 | 0 | 0 | 0 | 0 | 56 | 62 | 0 | 0 | 0 | 61 |
| R8 | 0 | 0 | 0 | 0 | 0 | 0 | 0 | 56 | 58 | 0 | 0 | 55 | 57 |
| R9 | 0 | 0 | 0 | 0 | 0 | 0 | 49 | 57 | 55 | 0 | 0 | 0 | 56 |
| R10 | 0 | 0 | 0 | 0 | 0 | 0 | 50 | 58 | 54 | 0 | 0 | 0 | 54 |
| R12 | 0 | 0 | 0 | 0 | 0 | 0 | 0 | 65 | 55 | 0 | 0 | 0 | 56 |
| R14 | 0 | 0 | 0 | 0 | 0 | 0 | 53 | 66 | 53 | 0 | 0 | 0 | 54 |
| R16 | 0 | 0 | 0 | 0 | 0 | 0 | 54 | 63 | 51 | 0 | 0 | 0 | 52 |
| R18 | 0 | 0 | 0 | 0 | 0 | 49 | 55 | 59 | 50 | 0 | 0 | 0 | 51 |
| R22 | 0 | 0 | 0 | 0 | 0 | 0 | 56 | 55 | 0 | 66 | 0 | 0 | 0 |
| R23 | 0 | 0 | 0 | 0 | 0 | 0 | 60 | 55 | 0 | 66 | 0 | 0 | 0 |
| R24 | 0 | 0 | 0 | 0 | 0 | 0 | 63 | 55 | 0 | 64 | 0 | 0 | 0 |
| R25 | 0 | 60 | 0 | 0 | 0 | 0 | 65 | 53 | 0 | 60 | 0 | 0 | 0 |
| R27 | 0 | 61 | 0 | 0 | 0 | 66 | 58 | 50 | 0 | 0 | 0 | 0 | 0 |
| R29 | 0 | 57 | 0 | 0 | 0 | 65 | 54 | 0 | 0 | 0 | 0 | 0 | 0 |
| R32 | 0 | 0 | 0 | 0 | 0 | 54 | 49 | 0 | 0 | 0 | 0 | 0 | 0 |
| R33 | 0 | 0 | 0 | 0 | 0 | 0 | 0 | 54 | 60 | 0 | 58 | 0 | 59 |
| R34 | 0 | 0 | 0 | 0 | 0 | 50 | 53 | 0 | 0 | 66 | 0 | 0 | 0 |

**Table 22 - Noise Contribution from Sources at Oct 2018**

| | Work Site | | | | | | | | | | | | |
|---|---|---|---|---|---|---|---|---|---|---|---|---|---|
| **NSRs** | **S1** | **S2** | **S3** | **S4** | **S5** | **S6** | **S7** | **S8** | **S9** | **S10** | **S11** | **S12** | **S13** |
| R1 | 0 | 0 | 0 | 0 | 0 | 0 | 0 | 0 | 52 | 58 | 58 | 0 | 49 |
| R2 | 0 | 0 | 0 | 0 | 0 | 0 | 0 | 52 | 61 | 64 | 0 | 0 | 56 |
| R6 | 0 | 0 | 0 | 0 | 0 | 0 | 0 | 58 | 64 | 0 | 0 | 0 | 61 |
| R8 | 0 | 0 | 0 | 0 | 0 | 0 | 0 | 58 | 59 | 0 | 0 | 55 | 57 |
| R9 | 0 | 0 | 0 | 0 | 0 | 0 | 50 | 58 | 57 | 0 | 0 | 0 | 56 |
| R10 | 0 | 0 | 0 | 0 | 0 | 0 | 51 | 59 | 55 | 0 | 0 | 0 | 54 |
| R12 | 0 | 0 | 0 | 0 | 0 | 0 | 0 | 67 | 56 | 0 | 0 | 0 | 56 |
| R14 | 0 | 0 | 0 | 0 | 0 | 0 | 55 | 68 | 54 | 0 | 0 | 0 | 54 |
| R16 | 0 | 0 | 0 | 0 | 0 | 0 | 56 | 65 | 53 | 0 | 0 | 0 | 52 |
| R18 | 0 | 0 | 0 | 0 | 0 | 49 | 56 | 61 | 51 | 0 | 0 | 0 | 51 |
| R22 | 0 | 0 | 0 | 0 | 0 | 0 | 58 | 56 | 0 | 66 | 0 | 0 | 0 |
| R23 | 0 | 0 | 0 | 0 | 0 | 0 | 62 | 57 | 0 | 66 | 0 | 0 | 0 |
| R24 | 0 | 0 | 0 | 0 | 0 | 0 | 65 | 57 | 0 | 64 | 0 | 0 | 0 |
| R25 | 0 | 60 | 0 | 0 | 0 | 0 | 67 | 55 | 0 | 60 | 0 | 0 | 0 |
| R27 | 0 | 61 | 0 | 0 | 0 | 66 | 60 | 52 | 0 | 0 | 0 | 0 | 0 |
| R29 | 0 | 57 | 0 | 0 | 0 | 65 | 56 | 0 | 0 | 0 | 0 | 0 | 0 |
| R32 | 0 | 0 | 0 | 0 | 0 | 54 | 50 | 0 | 0 | 0 | 0 | 0 | 0 |
| R33 | 0 | 0 | 0 | 0 | 0 | 0 | 0 | 55 | 62 | 0 | 58 | 0 | 59 |
| R34 | 0 | 0 | 0 | 0 | 0 | 50 | 55 | 0 | 0 | 66 | 0 | 0 | 0 |

**Table 23 - Noise Contribution from Sources at Nov 2018**

| | Work Site | | | | | | | | | | | | |
|---|---|---|---|---|---|---|---|---|---|---|---|---|---|
| **NSRs** | **S1** | **S2** | **S3** | **S4** | **S5** | **S6** | **S7** | **S8** | **S9** | **S10** | **S11** | **S12** | **S13** |
| R1 | 0 | 0 | 0 | 0 | 0 | 0 | 0 | 0 | 52 | 58 | 58 | 0 | 49 |
| R2 | 0 | 0 | 0 | 0 | 0 | 0 | 0 | 52 | 61 | 64 | 0 | 0 | 56 |
| R6 | 0 | 0 | 0 | 0 | 0 | 0 | 0 | 58 | 64 | 0 | 0 | 0 | 61 |
| R8 | 0 | 0 | 0 | 0 | 0 | 0 | 0 | 58 | 59 | 0 | 0 | 55 | 57 |
| R9 | 0 | 0 | 0 | 0 | 0 | 0 | 50 | 58 | 57 | 0 | 0 | 0 | 56 |
| R10 | 0 | 0 | 0 | 0 | 0 | 0 | 51 | 59 | 55 | 0 | 0 | 0 | 54 |
| R12 | 0 | 0 | 0 | 0 | 0 | 0 | 0 | 67 | 56 | 0 | 0 | 0 | 56 |
| R14 | 0 | 0 | 0 | 0 | 0 | 0 | 55 | 68 | 54 | 0 | 0 | 0 | 54 |
| R16 | 0 | 0 | 0 | 0 | 0 | 0 | 56 | 65 | 53 | 0 | 0 | 0 | 52 |
| R18 | 0 | 0 | 0 | 0 | 0 | 0 | 56 | 61 | 51 | 0 | 0 | 0 | 51 |
| R22 | 0 | 0 | 0 | 0 | 0 | 0 | 58 | 56 | 0 | 66 | 0 | 0 | 0 |
| R23 | 0 | 0 | 0 | 0 | 0 | 0 | 62 | 57 | 0 | 66 | 0 | 0 | 0 |
| R24 | 0 | 0 | 0 | 0 | 0 | 0 | 65 | 57 | 0 | 64 | 0 | 0 | 0 |
| R25 | 0 | 60 | 0 | 0 | 0 | 0 | 67 | 55 | 0 | 60 | 0 | 0 | 0 |
| R27 | 0 | 61 | 0 | 0 | 0 | 0 | 60 | 52 | 0 | 0 | 0 | 0 | 0 |
| R29 | 0 | 57 | 0 | 0 | 0 | 0 | 56 | 0 | 0 | 0 | 0 | 0 | 0 |
| R32 | 0 | 0 | 0 | 0 | 0 | 0 | 50 | 0 | 0 | 0 | 0 | 0 | 0 |
| R33 | 0 | 0 | 0 | 0 | 0 | 0 | 0 | 55 | 62 | 0 | 58 | 0 | 59 |
| R34 | 0 | 0 | 0 | 0 | 0 | 0 | 55 | 0 | 0 | 66 | 0 | 0 | 0 |

**Table 24 - Noise Contribution from Sources at Dec 2018**

| | Work Site | | | | | | | | | | | | |
|---|---|---|---|---|---|---|---|---|---|---|---|---|---|
| **NSRs** | **S1** | **S2** | **S3** | **S4** | **S5** | **S6** | **S7** | **S8** | **S9** | **S10** | **S11** | **S12** | **S13** |
| R1 | 0 | 0 | 0 | 0 | 0 | 0 | 0 | 0 | 52 | 58 | 58 | 0 | 49 |
| R2 | 0 | 0 | 0 | 0 | 0 | 0 | 0 | 52 | 61 | 64 | 0 | 0 | 56 |
| R6 | 0 | 0 | 0 | 0 | 0 | 0 | 0 | 58 | 64 | 0 | 0 | 0 | 61 |
| R8 | 0 | 0 | 0 | 0 | 0 | 0 | 0 | 58 | 59 | 0 | 0 | 55 | 57 |
| R9 | 0 | 0 | 0 | 0 | 0 | 0 | 50 | 58 | 57 | 0 | 0 | 0 | 56 |
| R10 | 0 | 0 | 0 | 0 | 0 | 0 | 51 | 59 | 55 | 0 | 0 | 0 | 54 |
| R12 | 0 | 0 | 0 | 0 | 0 | 0 | 0 | 67 | 56 | 0 | 0 | 0 | 56 |
| R14 | 0 | 0 | 0 | 0 | 0 | 0 | 55 | 68 | 54 | 0 | 0 | 0 | 54 |
| R16 | 0 | 0 | 0 | 0 | 0 | 0 | 56 | 65 | 53 | 0 | 0 | 0 | 52 |
| R18 | 0 | 0 | 0 | 0 | 0 | 0 | 56 | 61 | 51 | 0 | 0 | 0 | 51 |
| R22 | 0 | 0 | 0 | 0 | 0 | 0 | 58 | 56 | 0 | 66 | 0 | 0 | 0 |
| R23 | 0 | 0 | 0 | 0 | 0 | 0 | 62 | 57 | 0 | 66 | 0 | 0 | 0 |
| R24 | 0 | 0 | 0 | 0 | 0 | 0 | 65 | 57 | 0 | 64 | 0 | 0 | 0 |
| R25 | 0 | 60 | 0 | 0 | 0 | 0 | 67 | 55 | 0 | 60 | 0 | 0 | 0 |
| R27 | 0 | 61 | 0 | 0 | 0 | 0 | 60 | 52 | 0 | 0 | 0 | 0 | 0 |
| R29 | 0 | 57 | 0 | 0 | 0 | 0 | 56 | 0 | 0 | 0 | 0 | 0 | 0 |
| R32 | 0 | 0 | 0 | 0 | 0 | 0 | 50 | 0 | 0 | 0 | 0 | 0 | 0 |
| R33 | 0 | 0 | 0 | 0 | 0 | 0 | 0 | 55 | 62 | 0 | 58 | 0 | 59 |
| R34 | 0 | 0 | 0 | 0 | 0 | 0 | 55 | 0 | 0 | 66 | 0 | 0 | 0 |

**Prject :** Cross Bay Link - Tseung Kwan O
**Title :** Monthly Contribution (Cumulative Scenario)
**Subtitle :** CBL (Cumulative)

**Table 25 - Noise Contribution from Sources at Jan 2019**

| | Work Site | | | | | | | | | | | | |
|---|---|---|---|---|---|---|---|---|---|---|---|---|---|
| **NSRs** | **S1** | **S2** | **S3** | **S4** | **S5** | **S6** | **S7** | **S8** | **S9** | **S10** | **S11** | **S12** | **S13** |
| R1 | 0 | 0 | 0 | 0 | 0 | 0 | 0 | 0 | 52 | 58 | 58 | 0 | 49 |
| R2 | 0 | 0 | 0 | 0 | 0 | 0 | 0 | 52 | 61 | 64 | 0 | 0 | 56 |
| R6 | 0 | 0 | 0 | 0 | 0 | 0 | 0 | 58 | 64 | 0 | 0 | 0 | 61 |
| R8 | 0 | 0 | 0 | 0 | 0 | 0 | 0 | 58 | 59 | 0 | 0 | 55 | 57 |
| R9 | 0 | 0 | 0 | 0 | 0 | 0 | 50 | 58 | 57 | 0 | 0 | 0 | 56 |
| R10 | 0 | 0 | 0 | 0 | 0 | 0 | 51 | 59 | 55 | 0 | 0 | 0 | 54 |
| R12 | 0 | 0 | 0 | 0 | 0 | 0 | 0 | 67 | 56 | 0 | 0 | 0 | 56 |
| R14 | 0 | 0 | 0 | 0 | 0 | 0 | 55 | 68 | 54 | 0 | 0 | 0 | 54 |
| R16 | 0 | 0 | 0 | 0 | 0 | 0 | 56 | 65 | 53 | 0 | 0 | 0 | 52 |
| R18 | 0 | 0 | 0 | 0 | 0 | 0 | 56 | 61 | 51 | 0 | 0 | 0 | 51 |
| R22 | 0 | 0 | 0 | 0 | 0 | 0 | 58 | 56 | 0 | 66 | 0 | 0 | 0 |
| R23 | 0 | 0 | 0 | 0 | 0 | 0 | 62 | 57 | 0 | 66 | 0 | 0 | 0 |
| R24 | 0 | 0 | 0 | 0 | 0 | 0 | 65 | 57 | 0 | 64 | 0 | 0 | 0 |
| R25 | 0 | 60 | 0 | 0 | 0 | 0 | 67 | 55 | 0 | 60 | 0 | 0 | 0 |
| R27 | 0 | 61 | 0 | 0 | 0 | 0 | 60 | 52 | 0 | 0 | 0 | 0 | 0 |
| R29 | 0 | 57 | 0 | 0 | 0 | 0 | 56 | 0 | 0 | 0 | 0 | 0 | 0 |
| R32 | 0 | 0 | 0 | 0 | 0 | 0 | 50 | 0 | 0 | 0 | 0 | 0 | 0 |
| R33 | 0 | 0 | 0 | 0 | 0 | 0 | 0 | 55 | 62 | 0 | 58 | 0 | 59 |
| R34 | 0 | 0 | 0 | 0 | 0 | 0 | 55 | 0 | 0 | 66 | 0 | 0 | 0 |

**Table 26 - Noise Contribution from Sources at Feb 2019**

| | Work Site | | | | | | | | | | | | |
|---|---|---|---|---|---|---|---|---|---|---|---|---|---|
| **NSRs** | **S1** | **S2** | **S3** | **S4** | **S5** | **S6** | **S7** | **S8** | **S9** | **S10** | **S11** | **S12** | **S13** |
| R1 | 0 | 0 | 0 | 0 | 0 | 0 | 0 | 0 | 52 | 58 | 58 | 0 | 49 |
| R2 | 0 | 0 | 0 | 0 | 0 | 0 | 0 | 52 | 61 | 64 | 0 | 0 | 56 |
| R6 | 0 | 0 | 0 | 0 | 0 | 0 | 0 | 58 | 64 | 0 | 0 | 0 | 61 |
| R8 | 0 | 0 | 0 | 0 | 0 | 0 | 0 | 58 | 59 | 0 | 0 | 55 | 57 |
| R9 | 0 | 0 | 0 | 0 | 0 | 0 | 50 | 58 | 57 | 0 | 0 | 0 | 56 |
| R10 | 0 | 0 | 0 | 0 | 0 | 0 | 51 | 59 | 55 | 0 | 0 | 0 | 54 |
| R12 | 0 | 0 | 0 | 0 | 0 | 0 | 0 | 67 | 56 | 0 | 0 | 0 | 56 |
| R14 | 0 | 0 | 0 | 0 | 0 | 0 | 55 | 68 | 54 | 0 | 0 | 0 | 54 |
| R16 | 0 | 0 | 0 | 0 | 0 | 0 | 56 | 65 | 53 | 0 | 0 | 0 | 52 |
| R18 | 0 | 0 | 0 | 0 | 0 | 0 | 56 | 61 | 51 | 0 | 0 | 0 | 51 |
| R22 | 0 | 0 | 0 | 0 | 0 | 0 | 58 | 56 | 0 | 66 | 0 | 0 | 0 |
| R23 | 0 | 0 | 0 | 0 | 0 | 0 | 62 | 57 | 0 | 66 | 0 | 0 | 0 |
| R24 | 0 | 0 | 0 | 0 | 0 | 0 | 65 | 57 | 0 | 64 | 0 | 0 | 0 |
| R25 | 0 | 60 | 0 | 0 | 0 | 0 | 67 | 55 | 0 | 60 | 0 | 0 | 0 |
| R27 | 0 | 61 | 0 | 0 | 0 | 0 | 60 | 52 | 0 | 0 | 0 | 0 | 0 |
| R29 | 0 | 57 | 0 | 0 | 0 | 0 | 56 | 0 | 0 | 0 | 0 | 0 | 0 |
| R32 | 0 | 0 | 0 | 0 | 0 | 0 | 50 | 0 | 0 | 0 | 0 | 0 | 0 |
| R33 | 0 | 0 | 0 | 0 | 0 | 0 | 0 | 55 | 62 | 0 | 58 | 0 | 59 |
| R34 | 0 | 0 | 0 | 0 | 0 | 0 | 55 | 0 | 0 | 66 | 0 | 0 | 0 |

**Table 27 - Noise Contribution from Sources at March 2019**

| | Work Site | | | | | | | | | | | | |
|---|---|---|---|---|---|---|---|---|---|---|---|---|---|
| **NSRs** | **S1** | **S2** | **S3** | **S4** | **S5** | **S6** | **S7** | **S8** | **S9** | **S10** | **S11** | **S12** | **S13** |
| R1 | 0 | 0 | 0 | 0 | 0 | 0 | 0 | 0 | 52 | 58 | 58 | 0 | 49 |
| R2 | 0 | 0 | 0 | 0 | 0 | 0 | 0 | 52 | 61 | 64 | 0 | 0 | 56 |
| R6 | 0 | 0 | 0 | 0 | 0 | 0 | 0 | 58 | 64 | 0 | 0 | 0 | 61 |
| R8 | 0 | 0 | 0 | 0 | 0 | 0 | 0 | 58 | 59 | 0 | 0 | 55 | 57 |
| R9 | 0 | 0 | 0 | 0 | 0 | 0 | 50 | 58 | 57 | 0 | 0 | 0 | 56 |
| R10 | 0 | 0 | 0 | 0 | 0 | 0 | 51 | 59 | 55 | 0 | 0 | 0 | 54 |
| R12 | 0 | 0 | 0 | 0 | 0 | 0 | 0 | 67 | 56 | 0 | 0 | 0 | 56 |
| R14 | 0 | 0 | 0 | 0 | 0 | 0 | 55 | 68 | 54 | 0 | 0 | 0 | 54 |
| R16 | 0 | 0 | 0 | 0 | 0 | 0 | 56 | 65 | 53 | 0 | 0 | 0 | 52 |
| R18 | 0 | 0 | 0 | 0 | 0 | 0 | 56 | 61 | 51 | 0 | 0 | 0 | 51 |
| R22 | 0 | 0 | 0 | 0 | 0 | 0 | 58 | 56 | 0 | 66 | 0 | 0 | 0 |
| R23 | 0 | 0 | 0 | 0 | 0 | 0 | 62 | 57 | 0 | 66 | 0 | 0 | 0 |
| R24 | 0 | 0 | 0 | 0 | 0 | 0 | 65 | 57 | 0 | 64 | 0 | 0 | 0 |
| R25 | 0 | 60 | 0 | 0 | 0 | 0 | 67 | 55 | 0 | 60 | 0 | 0 | 0 |
| R27 | 0 | 61 | 0 | 0 | 0 | 0 | 60 | 52 | 0 | 0 | 0 | 0 | 0 |
| R29 | 0 | 57 | 0 | 0 | 0 | 0 | 56 | 0 | 0 | 0 | 0 | 0 | 0 |
| R32 | 0 | 0 | 0 | 0 | 0 | 0 | 50 | 0 | 0 | 0 | 0 | 0 | 0 |
| R33 | 0 | 0 | 0 | 0 | 0 | 0 | 0 | 55 | 62 | 0 | 58 | 0 | 59 |
| R34 | 0 | 0 | 0 | 0 | 0 | 0 | 55 | 0 | 0 | 66 | 0 | 0 | 0 |

**Table 28 - Noise Contribution from Sources at Apr 2019**

| | Work Site | | | | | | | | | | | | |
|---|---|---|---|---|---|---|---|---|---|---|---|---|---|
| **NSRs** | **S1** | **S2** | **S3** | **S4** | **S5** | **S6** | **S7** | **S8** | **S9** | **S10** | **S11** | **S12** | **S13** |
| R1 | 0 | 0 | 0 | 0 | 0 | 0 | 0 | 0 | 45 | 58 | 58 | 0 | 49 |
| R2 | 0 | 0 | 0 | 0 | 0 | 0 | 0 | 45 | 54 | 64 | 0 | 0 | 56 |
| R6 | 0 | 0 | 0 | 0 | 0 | 0 | 0 | 52 | 58 | 0 | 0 | 0 | 61 |
| R8 | 0 | 0 | 0 | 0 | 0 | 0 | 0 | 51 | 53 | 0 | 0 | 55 | 57 |
| R9 | 0 | 0 | 0 | 0 | 0 | 0 | 44 | 52 | 50 | 0 | 0 | 0 | 56 |
| R10 | 0 | 0 | 0 | 0 | 0 | 0 | 45 | 53 | 49 | 0 | 0 | 0 | 54 |
| R12 | 0 | 0 | 0 | 0 | 0 | 0 | 0 | 60 | 50 | 0 | 0 | 0 | 56 |
| R14 | 0 | 0 | 0 | 0 | 0 | 0 | 48 | 61 | 48 | 0 | 0 | 0 | 54 |
| R16 | 0 | 0 | 0 | 0 | 0 | 0 | 49 | 58 | 46 | 0 | 0 | 0 | 52 |
| R18 | 0 | 0 | 0 | 0 | 0 | 0 | 50 | 55 | 45 | 0 | 0 | 0 | 51 |
| R22 | 0 | 0 | 0 | 0 | 0 | 0 | 51 | 50 | 0 | 66 | 0 | 0 | 0 |
| R23 | 0 | 0 | 0 | 0 | 0 | 0 | 55 | 50 | 0 | 66 | 0 | 0 | 0 |
| R24 | 0 | 0 | 0 | 0 | 0 | 0 | 58 | 50 | 0 | 64 | 0 | 0 | 0 |
| R25 | 0 | 0 | 0 | 0 | 0 | 0 | 60 | 48 | 0 | 60 | 0 | 0 | 0 |
| R27 | 0 | 0 | 0 | 0 | 0 | 0 | 54 | 45 | 0 | 0 | 0 | 0 | 0 |
| R29 | 0 | 0 | 0 | 0 | 0 | 0 | 49 | 0 | 0 | 0 | 0 | 0 | 0 |
| R32 | 0 | 0 | 0 | 0 | 0 | 0 | 44 | 0 | 0 | 0 | 0 | 0 | 0 |
| R33 | 0 | 0 | 0 | 0 | 0 | 0 | 0 | 49 | 56 | 0 | 58 | 0 | 59 |
| R34 | 0 | 0 | 0 | 0 | 0 | 0 | 48 | 0 | 0 | 66 | 0 | 0 | 0 |

**Table 29 - Noise Contribution from Sources at May 2019**

| | Work Site | | | | | | | | | | | | |
|---|---|---|---|---|---|---|---|---|---|---|---|---|---|
| **NSRs** | **S1** | **S2** | **S3** | **S4** | **S5** | **S6** | **S7** | **S8** | **S9** | **S10** | **S11** | **S12** | **S13** |
| R1 | 0 | 0 | 0 | 0 | 0 | 0 | 0 | 0 | 53 | 58 | 58 | 0 | 49 |
| R2 | 0 | 0 | 0 | 0 | 0 | 0 | 0 | 53 | 62 | 64 | 0 | 0 | 56 |
| R6 | 0 | 0 | 0 | 0 | 0 | 0 | 0 | 60 | 65 | 0 | 0 | 0 | 61 |
| R8 | 0 | 0 | 0 | 0 | 0 | 0 | 0 | 59 | 60 | 0 | 0 | 55 | 57 |
| R9 | 0 | 0 | 0 | 0 | 0 | 0 | 51 | 60 | 58 | 0 | 0 | 0 | 56 |
| R10 | 0 | 0 | 0 | 0 | 0 | 0 | 52 | 61 | 56 | 0 | 0 | 0 | 54 |
| R12 | 0 | 0 | 0 | 0 | 0 | 0 | 0 | 68 | 57 | 0 | 0 | 0 | 56 |
| R14 | 0 | 0 | 0 | 0 | 0 | 0 | 56 | 69 | 55 | 0 | 0 | 0 | 54 |
| R16 | 0 | 0 | 0 | 0 | 0 | 0 | 57 | 66 | 54 | 0 | 0 | 0 | 52 |
| R18 | 0 | 0 | 0 | 0 | 0 | 55 | 57 | 63 | 52 | 0 | 0 | 0 | 51 |
| R22 | 0 | 0 | 0 | 0 | 0 | 0 | 59 | 58 | 0 | 66 | 0 | 0 | 0 |
| R23 | 0 | 0 | 0 | 0 | 0 | 0 | 63 | 59 | 0 | 66 | 0 | 0 | 0 |
| R24 | 0 | 0 | 0 | 0 | 0 | 0 | 66 | 58 | 0 | 64 | 0 | 0 | 0 |
| R25 | 0 | 57 | 0 | 0 | 62 | 0 | 68 | 56 | 0 | 60 | 0 | 0 | 0 |
| R27 | 0 | 58 | 0 | 0 | 65 | 72 | 61 | 53 | 0 | 0 | 0 | 0 | 0 |
| R29 | 0 | 54 | 0 | 0 | 61 | 71 | 57 | 0 | 0 | 0 | 0 | 0 | 0 |
| R32 | 0 | 0 | 0 | 0 | 55 | 60 | 51 | 0 | 0 | 0 | 0 | 0 | 0 |
| R33 | 0 | 0 | 0 | 0 | 0 | 0 | 0 | 57 | 63 | 0 | 58 | 0 | 59 |
| R34 | 0 | 0 | 0 | 0 | 54 | 56 | 56 | 0 | 0 | 66 | 0 | 0 | 0 |

**Table 30 - Noise Contribution from Sources at Jun 2019**

| | Work Site | | | | | | | | | | | | |
|---|---|---|---|---|---|---|---|---|---|---|---|---|---|
| **NSRs** | **S1** | **S2** | **S3** | **S4** | **S5** | **S6** | **S7** | **S8** | **S9** | **S10** | **S11** | **S12** | **S13** |
| R1 | 0 | 0 | 0 | 0 | 0 | 0 | 0 | 0 | 53 | 58 | 58 | 0 | 49 |
| R2 | 0 | 0 | 0 | 0 | 0 | 0 | 0 | 53 | 62 | 64 | 0 | 0 | 56 |
| R6 | 0 | 0 | 0 | 0 | 0 | 0 | 0 | 60 | 65 | 0 | 0 | 0 | 61 |
| R8 | 0 | 0 | 0 | 0 | 0 | 0 | 0 | 59 | 60 | 0 | 0 | 55 | 57 |
| R9 | 0 | 0 | 0 | 0 | 0 | 0 | 51 | 60 | 58 | 0 | 0 | 0 | 56 |
| R10 | 0 | 0 | 0 | 0 | 0 | 0 | 52 | 61 | 56 | 0 | 0 | 0 | 54 |
| R12 | 0 | 0 | 0 | 0 | 0 | 0 | 0 | 68 | 57 | 0 | 0 | 0 | 56 |
| R14 | 0 | 0 | 0 | 0 | 0 | 0 | 56 | 69 | 55 | 0 | 0 | 0 | 54 |
| R16 | 0 | 0 | 0 | 0 | 0 | 0 | 57 | 66 | 54 | 0 | 0 | 0 | 52 |
| R18 | 0 | 0 | 0 | 0 | 0 | 55 | 57 | 63 | 52 | 0 | 0 | 0 | 51 |
| R22 | 0 | 0 | 0 | 0 | 0 | 0 | 59 | 58 | 0 | 66 | 0 | 0 | 0 |
| R23 | 0 | 0 | 0 | 0 | 0 | 0 | 63 | 59 | 0 | 66 | 0 | 0 | 0 |
| R24 | 0 | 0 | 0 | 0 | 0 | 0 | 66 | 58 | 0 | 64 | 0 | 0 | 0 |
| R25 | 0 | 57 | 0 | 0 | 62 | 0 | 68 | 56 | 0 | 60 | 0 | 0 | 0 |
| R27 | 0 | 58 | 0 | 0 | 65 | 72 | 61 | 53 | 0 | 0 | 0 | 0 | 0 |
| R29 | 0 | 54 | 0 | 0 | 61 | 71 | 57 | 0 | 0 | 0 | 0 | 0 | 0 |
| R32 | 0 | 0 | 0 | 0 | 55 | 60 | 51 | 0 | 0 | 0 | 0 | 0 | 0 |
| R33 | 0 | 0 | 0 | 0 | 0 | 0 | 0 | 57 | 63 | 0 | 58 | 0 | 59 |
| R34 | 0 | 0 | 0 | 0 | 54 | 56 | 56 | 0 | 0 | 66 | 0 | 0 | 0 |

**Prject :** Cross Bay Link - Tseung Kwan O
**Title :** Monthly Contribution (Cumulative Scenario)
**Subtitle :** CBL (Cumulative)

**Table 31 - Noise Contribution from Sources at Jul 2019**

| | Work Site | | | | | | | | | | | | |
|---|---|---|---|---|---|---|---|---|---|---|---|---|---|
| **NSRs** | **S1** | **S2** | **S3** | **S4** | **S5** | **S6** | **S7** | **S8** | **S9** | **S10** | **S11** | **S12** | **S13** |
| R1 | 0 | 0 | 0 | 0 | 0 | 0 | 0 | 0 | 53 | 58 | 58 | 0 | 49 |
| R2 | 0 | 0 | 0 | 0 | 0 | 0 | 0 | 53 | 62 | 64 | 0 | 0 | 56 |
| R6 | 0 | 0 | 0 | 0 | 0 | 0 | 0 | 60 | 65 | 0 | 0 | 0 | 61 |
| R8 | 0 | 0 | 0 | 0 | 0 | 0 | 0 | 59 | 60 | 0 | 0 | 55 | 57 |
| R9 | 0 | 0 | 0 | 0 | 0 | 0 | 51 | 60 | 58 | 0 | 0 | 0 | 56 |
| R10 | 0 | 0 | 0 | 0 | 0 | 0 | 52 | 61 | 56 | 0 | 0 | 0 | 54 |
| R12 | 0 | 0 | 0 | 0 | 0 | 0 | 0 | 68 | 57 | 0 | 0 | 0 | 56 |
| R14 | 0 | 0 | 0 | 0 | 0 | 0 | 56 | 69 | 55 | 0 | 0 | 0 | 54 |
| R16 | 0 | 0 | 0 | 0 | 0 | 0 | 57 | 66 | 54 | 0 | 0 | 0 | 52 |
| R18 | 0 | 0 | 0 | 0 | 0 | 55 | 57 | 63 | 52 | 0 | 0 | 0 | 51 |
| R22 | 0 | 0 | 0 | 0 | 0 | 0 | 59 | 58 | 0 | 66 | 0 | 0 | 0 |
| R23 | 0 | 0 | 0 | 0 | 0 | 0 | 63 | 59 | 0 | 66 | 0 | 0 | 0 |
| R24 | 0 | 0 | 0 | 0 | 0 | 0 | 66 | 58 | 0 | 64 | 0 | 0 | 0 |
| R25 | 0 | 57 | 0 | 0 | 62 | 0 | 68 | 56 | 0 | 60 | 0 | 0 | 0 |
| R27 | 0 | 58 | 0 | 0 | 65 | 72 | 61 | 53 | 0 | 0 | 0 | 0 | 0 |
| R29 | 0 | 54 | 0 | 0 | 61 | 71 | 57 | 0 | 0 | 0 | 0 | 0 | 0 |
| R32 | 0 | 0 | 0 | 0 | 55 | 60 | 51 | 0 | 0 | 0 | 0 | 0 | 0 |
| R33 | 0 | 0 | 0 | 0 | 0 | 0 | 0 | 57 | 63 | 0 | 58 | 0 | 59 |
| R34 | 0 | 0 | 0 | 0 | 54 | 56 | 56 | 0 | 0 | 66 | 0 | 0 | 0 |

**Table 32 - Noise Contribution from Sources at Aug 2019**

| | Work Site | | | | | | | | | | | | |
|---|---|---|---|---|---|---|---|---|---|---|---|---|---|
| **NSRs** | **S1** | **S2** | **S3** | **S4** | **S5** | **S6** | **S7** | **S8** | **S9** | **S10** | **S11** | **S12** | **S13** |
| R1 | 0 | 0 | 0 | 0 | 0 | 0 | 0 | 0 | 53 | 58 | 58 | 0 | 49 |
| R2 | 0 | 0 | 0 | 0 | 0 | 0 | 0 | 53 | 62 | 64 | 0 | 0 | 56 |
| R6 | 0 | 0 | 0 | 0 | 0 | 0 | 0 | 60 | 65 | 0 | 0 | 0 | 61 |
| R8 | 0 | 0 | 0 | 0 | 0 | 0 | 0 | 59 | 60 | 0 | 0 | 55 | 57 |
| R9 | 0 | 0 | 0 | 0 | 0 | 0 | 51 | 60 | 58 | 0 | 0 | 0 | 56 |
| R10 | 0 | 0 | 0 | 0 | 0 | 0 | 52 | 61 | 56 | 0 | 0 | 0 | 54 |
| R12 | 0 | 0 | 0 | 0 | 0 | 0 | 0 | 68 | 57 | 0 | 0 | 0 | 56 |
| R14 | 0 | 0 | 0 | 0 | 0 | 0 | 56 | 69 | 55 | 0 | 0 | 0 | 54 |
| R16 | 0 | 0 | 0 | 0 | 0 | 0 | 57 | 66 | 54 | 0 | 0 | 0 | 52 |
| R18 | 0 | 0 | 0 | 0 | 0 | 55 | 57 | 63 | 52 | 0 | 0 | 0 | 51 |
| R22 | 0 | 0 | 0 | 0 | 0 | 0 | 59 | 58 | 0 | 66 | 0 | 0 | 0 |
| R23 | 0 | 0 | 0 | 0 | 0 | 0 | 63 | 59 | 0 | 66 | 0 | 0 | 0 |
| R24 | 0 | 0 | 0 | 0 | 0 | 0 | 66 | 58 | 0 | 64 | 0 | 0 | 0 |
| R25 | 0 | 57 | 0 | 0 | 62 | 0 | 68 | 56 | 0 | 60 | 0 | 0 | 0 |
| R27 | 0 | 58 | 0 | 0 | 65 | 72 | 61 | 53 | 0 | 0 | 0 | 0 | 0 |
| R29 | 0 | 54 | 0 | 0 | 61 | 71 | 57 | 0 | 0 | 0 | 0 | 0 | 0 |
| R32 | 0 | 0 | 0 | 0 | 55 | 60 | 51 | 0 | 0 | 0 | 0 | 0 | 0 |
| R33 | 0 | 0 | 0 | 0 | 0 | 0 | 0 | 57 | 63 | 0 | 58 | 0 | 59 |
| R34 | 0 | 0 | 0 | 0 | 54 | 56 | 56 | 0 | 0 | 66 | 0 | 0 | 0 |

**Table 33 - Noise Contribution from Sources at Sept 2019**

| | Work Site | | | | | | | | | | | | |
|---|---|---|---|---|---|---|---|---|---|---|---|---|---|
| **NSRs** | **S1** | **S2** | **S3** | **S4** | **S5** | **S6** | **S7** | **S8** | **S9** | **S10** | **S11** | **S12** | **S13** |
| R1 | 0 | 0 | 0 | 0 | 0 | 0 | 0 | 0 | 45 | 58 | 58 | 0 | 49 |
| R2 | 0 | 0 | 0 | 0 | 0 | 0 | 0 | 45 | 54 | 64 | 0 | 0 | 56 |
| R6 | 0 | 0 | 0 | 0 | 0 | 0 | 0 | 52 | 58 | 0 | 0 | 0 | 61 |
| R8 | 0 | 0 | 0 | 0 | 0 | 0 | 0 | 51 | 53 | 0 | 0 | 55 | 57 |
| R9 | 0 | 0 | 0 | 0 | 0 | 0 | 44 | 52 | 50 | 0 | 0 | 0 | 56 |
| R10 | 0 | 0 | 0 | 0 | 0 | 0 | 45 | 53 | 49 | 0 | 0 | 0 | 54 |
| R12 | 0 | 0 | 0 | 0 | 0 | 0 | 0 | 60 | 50 | 0 | 0 | 0 | 56 |
| R14 | 0 | 0 | 0 | 0 | 0 | 0 | 48 | 61 | 48 | 0 | 0 | 0 | 54 |
| R16 | 0 | 0 | 0 | 0 | 0 | 0 | 49 | 58 | 46 | 0 | 0 | 0 | 52 |
| R18 | 0 | 0 | 0 | 0 | 0 | 0 | 50 | 55 | 45 | 0 | 0 | 0 | 51 |
| R22 | 0 | 0 | 0 | 0 | 0 | 0 | 51 | 50 | 0 | 66 | 0 | 0 | 0 |
| R23 | 0 | 0 | 0 | 0 | 0 | 0 | 55 | 50 | 0 | 66 | 0 | 0 | 0 |
| R24 | 0 | 0 | 0 | 0 | 0 | 0 | 58 | 50 | 0 | 64 | 0 | 0 | 0 |
| R25 | 0 | 0 | 0 | 0 | 0 | 0 | 60 | 48 | 0 | 60 | 0 | 0 | 0 |
| R27 | 0 | 0 | 0 | 0 | 0 | 0 | 54 | 45 | 0 | 0 | 0 | 0 | 0 |
| R29 | 0 | 0 | 0 | 0 | 0 | 0 | 49 | 0 | 0 | 0 | 0 | 0 | 0 |
| R32 | 0 | 0 | 0 | 0 | 0 | 0 | 44 | 0 | 0 | 0 | 0 | 0 | 0 |
| R33 | 0 | 0 | 0 | 0 | 0 | 0 | 0 | 49 | 56 | 0 | 58 | 0 | 59 |
| R34 | 0 | 0 | 0 | 0 | 0 | 0 | 48 | 0 | 0 | 66 | 0 | 0 | 0 |

**Table 34 - Noise Contribution from Sources at Oct 2019**

| | Work Site | | | | | | | | | | | | |
|---|---|---|---|---|---|---|---|---|---|---|---|---|---|
| **NSRs** | **S1** | **S2** | **S3** | **S4** | **S5** | **S6** | **S7** | **S8** | **S9** | **S10** | **S11** | **S12** | **S13** |
| R1 | 0 | 0 | 0 | 0 | 0 | 0 | 0 | 0 | 0 | 58 | 58 | 0 | 49 |
| R2 | 0 | 0 | 0 | 0 | 0 | 0 | 0 | 0 | 0 | 64 | 0 | 0 | 56 |
| R6 | 0 | 0 | 0 | 0 | 0 | 0 | 0 | 0 | 0 | 0 | 0 | 0 | 61 |
| R8 | 0 | 0 | 0 | 0 | 0 | 0 | 0 | 0 | 0 | 0 | 0 | 55 | 57 |
| R9 | 0 | 0 | 0 | 0 | 0 | 0 | 0 | 0 | 0 | 0 | 0 | 0 | 56 |
| R10 | 0 | 0 | 0 | 0 | 0 | 0 | 0 | 0 | 0 | 0 | 0 | 0 | 54 |
| R12 | 0 | 0 | 0 | 0 | 0 | 0 | 0 | 0 | 0 | 0 | 0 | 0 | 56 |
| R14 | 0 | 0 | 0 | 0 | 0 | 0 | 0 | 0 | 0 | 0 | 0 | 0 | 54 |
| R16 | 0 | 0 | 0 | 0 | 0 | 0 | 0 | 0 | 0 | 0 | 0 | 0 | 52 |
| R18 | 0 | 0 | 0 | 0 | 0 | 0 | 0 | 0 | 0 | 0 | 0 | 0 | 51 |
| R22 | 0 | 0 | 0 | 0 | 0 | 0 | 0 | 0 | 0 | 66 | 0 | 0 | 0 |
| R23 | 0 | 0 | 0 | 0 | 0 | 0 | 0 | 0 | 0 | 66 | 0 | 0 | 0 |
| R24 | 0 | 0 | 0 | 0 | 0 | 0 | 0 | 0 | 0 | 64 | 0 | 0 | 0 |
| R25 | 0 | 0 | 0 | 0 | 0 | 0 | 0 | 0 | 0 | 60 | 0 | 0 | 0 |
| R27 | 0 | 0 | 0 | 0 | 0 | 0 | 0 | 0 | 0 | 0 | 0 | 0 | 0 |
| R29 | 0 | 0 | 0 | 0 | 0 | 0 | 0 | 0 | 0 | 0 | 0 | 0 | 0 |
| R32 | 0 | 0 | 0 | 0 | 0 | 0 | 0 | 0 | 0 | 0 | 0 | 0 | 0 |
| R33 | 0 | 0 | 0 | 0 | 0 | 0 | 0 | 0 | 0 | 0 | 58 | 0 | 59 |
| R34 | 0 | 0 | 0 | 0 | 0 | 0 | 0 | 0 | 0 | 66 | 0 | 0 | 0 |

**Table 35 - Noise Contribution from Sources at Nov 2019**

| | Work Site | | | | | | | | | | | | |
|---|---|---|---|---|---|---|---|---|---|---|---|---|---|
| **NSRs** | **S1** | **S2** | **S3** | **S4** | **S5** | **S6** | **S7** | **S8** | **S9** | **S10** | **S11** | **S12** | **S13** |
| R1 | 0 | 0 | 0 | 0 | 0 | 0 | 0 | 0 | 0 | 58 | 58 | 0 | 49 |
| R2 | 0 | 0 | 0 | 0 | 0 | 0 | 0 | 0 | 0 | 64 | 0 | 0 | 56 |
| R6 | 0 | 0 | 0 | 0 | 0 | 0 | 0 | 0 | 0 | 0 | 0 | 0 | 61 |
| R8 | 0 | 0 | 0 | 0 | 0 | 0 | 0 | 0 | 0 | 0 | 0 | 55 | 57 |
| R9 | 0 | 0 | 0 | 0 | 0 | 0 | 0 | 0 | 0 | 0 | 0 | 0 | 56 |
| R10 | 0 | 0 | 0 | 0 | 0 | 0 | 0 | 0 | 0 | 0 | 0 | 0 | 54 |
| R12 | 0 | 0 | 0 | 0 | 0 | 0 | 0 | 0 | 0 | 0 | 0 | 0 | 56 |
| R14 | 0 | 0 | 0 | 0 | 0 | 0 | 0 | 0 | 0 | 0 | 0 | 0 | 54 |
| R16 | 0 | 0 | 0 | 0 | 0 | 0 | 0 | 0 | 0 | 0 | 0 | 0 | 52 |
| R18 | 0 | 0 | 0 | 0 | 0 | 0 | 0 | 0 | 0 | 0 | 0 | 0 | 51 |
| R22 | 0 | 0 | 0 | 0 | 0 | 0 | 0 | 0 | 0 | 66 | 0 | 0 | 0 |
| R23 | 0 | 0 | 0 | 0 | 0 | 0 | 0 | 0 | 0 | 66 | 0 | 0 | 0 |
| R24 | 0 | 0 | 0 | 0 | 0 | 0 | 0 | 0 | 0 | 64 | 0 | 0 | 0 |
| R25 | 0 | 0 | 0 | 0 | 0 | 0 | 0 | 0 | 0 | 60 | 0 | 0 | 0 |
| R27 | 0 | 0 | 0 | 0 | 0 | 0 | 0 | 0 | 0 | 0 | 0 | 0 | 0 |
| R29 | 0 | 0 | 0 | 0 | 0 | 0 | 0 | 0 | 0 | 0 | 0 | 0 | 0 |
| R32 | 0 | 0 | 0 | 0 | 0 | 0 | 0 | 0 | 0 | 0 | 0 | 0 | 0 |
| R33 | 0 | 0 | 0 | 0 | 0 | 0 | 0 | 0 | 0 | 0 | 58 | 0 | 59 |
| R34 | 0 | 0 | 0 | 0 | 0 | 0 | 0 | 0 | 0 | 66 | 0 | 0 | 0 |

**Table 36 - Noise Contribution from Sources at Dec 2019**

| | Work Site | | | | | | | | | | | | |
|---|---|---|---|---|---|---|---|---|---|---|---|---|---|
| **NSRs** | **S1** | **S2** | **S3** | **S4** | **S5** | **S6** | **S7** | **S8** | **S9** | **S10** | **S11** | **S12** | **S13** |
| R1 | 0 | 0 | 0 | 0 | 0 | 0 | 0 | 0 | 0 | 58 | 58 | 0 | 49 |
| R2 | 0 | 0 | 0 | 0 | 0 | 0 | 0 | 0 | 0 | 64 | 0 | 0 | 56 |
| R6 | 0 | 0 | 0 | 0 | 0 | 0 | 0 | 0 | 0 | 0 | 0 | 0 | 61 |
| R8 | 0 | 0 | 0 | 0 | 0 | 0 | 0 | 0 | 0 | 0 | 0 | 55 | 57 |
| R9 | 0 | 0 | 0 | 0 | 0 | 0 | 0 | 0 | 0 | 0 | 0 | 0 | 56 |
| R10 | 0 | 0 | 0 | 0 | 0 | 0 | 0 | 0 | 0 | 0 | 0 | 0 | 54 |
| R12 | 0 | 0 | 0 | 0 | 0 | 0 | 0 | 0 | 0 | 0 | 0 | 0 | 56 |
| R14 | 0 | 0 | 0 | 0 | 0 | 0 | 0 | 0 | 0 | 0 | 0 | 0 | 54 |
| R16 | 0 | 0 | 0 | 0 | 0 | 0 | 0 | 0 | 0 | 0 | 0 | 0 | 52 |
| R18 | 0 | 0 | 0 | 0 | 0 | 0 | 0 | 0 | 0 | 0 | 0 | 0 | 51 |
| R22 | 0 | 0 | 0 | 0 | 0 | 0 | 0 | 0 | 0 | 66 | 0 | 0 | 0 |
| R23 | 0 | 0 | 0 | 0 | 0 | 0 | 0 | 0 | 0 | 66 | 0 | 0 | 0 |
| R24 | 0 | 0 | 0 | 0 | 0 | 0 | 0 | 0 | 0 | 64 | 0 | 0 | 0 |
| R25 | 0 | 0 | 0 | 0 | 0 | 0 | 0 | 0 | 0 | 60 | 0 | 0 | 0 |
| R27 | 0 | 0 | 0 | 0 | 0 | 0 | 0 | 0 | 0 | 0 | 0 | 0 | 0 |
| R29 | 0 | 0 | 0 | 0 | 0 | 0 | 0 | 0 | 0 | 0 | 0 | 0 | 0 |
| R32 | 0 | 0 | 0 | 0 | 0 | 0 | 0 | 0 | 0 | 0 | 0 | 0 | 0 |
| R33 | 0 | 0 | 0 | 0 | 0 | 0 | 0 | 0 | 0 | 0 | 58 | 0 | 59 |
| R34 | 0 | 0 | 0 | 0 | 0 | 0 | 0 | 0 | 0 | 66 | 0 | 0 | 0 |

# Appendix 6.11

Mitigated Construction Noise Impacts near CBL with cumulative impacts

**Project** : Cross Bay Link - Tseung Kwan O

**Title** : Construction Noise Calculation (Cumulative)
**Scenario :** Mitigated Scenario (Cumulative)
**Subtitle:** CBL + Area 86 Development

| Activities | 2017 | | | | | | | | | | | | 2018 | | | | | | | | | | | | 2019 | | | | | | | | | | | | 2020 | | | | | | | | | | | |
|---|---|---|---|---|---|---|---|---|---|---|---|---|---|---|---|---|---|---|---|---|---|---|---|---|---|---|---|---|---|---|---|---|---|---|---|---|---|---|---|---|---|---|---|---|---|---|---|---|
| | Jan | Feb | March | Apr | May | June | July | Aug | Sept | Oct | Nov | Dec | Jan | Feb | March | Apr | May | June | July | Aug | Sept | Oct | Nov | Dec | Jan | Feb | March | Apr | May | June | July | Aug | Sept | Oct | Nov | Dec | Jan | Feb | March | Apr | May | June | July | Aug | Sept | Oct | Nov | Dec |
| **Worksite S1** | | | | | | | | | | | | | | | | | | | | | | | | | | | | | | | | | | | | | | | | | | | | | | | | |
| Site Compound / Clearance | 106 | 106 | | | | | | | | | | | | | | | | | | | | | | | | | | | | | | | | | | | | | | | | | | | | | | |
| Barge Landing Point | | 113 | 113 | 113 | | | | | | | | | | | | | | | | | | | | | | | | | | | | | | | | | | | | | | | | | | | | |
| **Worksite S2** | | | | | | | | | | | | | | | | | | | | | | | | | | | | | | | | | | | | | | | | | | | | | | | | |
| Pre-drilling holes | | | 106 | 106 | 106 | 106 | 106 | 106 | | | | | | | | | | | | | | | | | | | | | | | | | | | | | | | | | | | | | | | | |
| Eastern Approach Piles and Pile Caps | | | | | 111 | 111 | 111 | 111 | 111 | 111 | 111 | 111 | 111 | 111 | 111 | 111 | 111 | 111 | 111 | | | | | | | | | | | | | | | | | | | | | | | | | | | | | |
| Eastern Approach Piers | | | | | | | | | | 105 | 105 | 105 | | | | | | | | | | | | | | | | | | | | | | | | | | | | | | | | | | | | |
| Deck segment erection & stitching for EA | | | | | | | | | | | | | | | | | | | | 110 | 110 | 110 | 110 | 110 | 110 | 110 | 110 | | | | | | | | | | | | | | | | | | | | | |
| Street furniture, Pavement and Road markings - Group A | | | | | | | | | | | | | | | | | | | | | | | | | | | | | 108 | 108 | 108 | 108 | | | | | | | | | | | | | | | | |
| Planting and Landscaping | | | | | | | | | | | | | | | | | | | | | | | | | | | | | | | | | | | | | | | | | | | | | | | | |
| TCSS Installation and Testing | | | | | | | | | | | | | | | | | | | | | | | | | | | | | | | | | | | | | | | | | | | | | | | | |
| **Worksite S3** | | | | | | | | | | | | | | | | | | | | | | | | | | | | | | | | | | | | | | | | | | | | | | | | |
| Pre-drilling holes | | | 106 | 106 | 106 | 106 | 106 | 106 | | | | | | | | | | | | | | | | | | | | | | | | | | | | | | | | | | | | | | | | |
| Main Bridge Piles and Pile Caps | | | | | 111 | 111 | 111 | 111 | 111 | 111 | 111 | 111 | 111 | 111 | 111 | | | | | | | | | | | | | | | | | | | | | | | | | | | | | | | | | |
| Main Bridge Piers | | | | | | | | | | | | | 105 | 105 | 105 | 105 | 105 | 105 | | | | | | | | | | | | | | | | | | | | | | | | | | | | | | |
| Install main bridge | | | | | | | | | | | | | | | | | | | | | | | | | | 110 | | | | | | | | | | | | | | | | | | | | | | | |
| Install side spans and make connections | | | | | | | | | | | | | | | | | | | | | | | | | | | 110 | 110 | | | | | | | | | | | | | | | | | | | | | |
| Street furniture, Pavement and Road markings - Group A | | | | | | | | | | | | | | | | | | | | | | | | | | | | | 108 | 108 | 108 | 108 | | | | | | | | | | | | | | | | |
| Planting and Landscaping | | | | | | | | | | | | | | | | | | | | | | | | | | | | | | | | | | | | | | | | | | | | | | | | |
| TCSS Installation and Testing | | | | | | | | | | | | | | | | | | | | | | | | | | | | | | | | | | | | | | | | | | | | | | | | |
| **Worksite S4** | | | | | | | | | | | | | | | | | | | | | | | | | | | | | | | | | | | | | | | | | | | | | | | | |
| Pre-drilling holes | | | 106 | 106 | 106 | 106 | 106 | 106 | | | | | | | | | | | | | | | | | | | | | | | | | | | | | | | | | | | | | | | | |
| Western Approach Piles and Pile Caps | | | | | | | | | | | | 111 | 111 | 111 | 111 | 111 | 111 | 111 | 111 | 111 | | | | | | | | | | | | | | | | | | | | | | | | | | | | |
| Western Approach Piers | | | | | | | | | | | | | | | | | 105 | 105 | 105 | 105 | 105 | 105 | 105 | 105 | 105 | 105 | | | | | | | | | | | | | | | | | | | | | | |
| Deck segment erection & stitching for WA | | | | | | | | | | | | | | | | | | | | | | | | | | 110 | 110 | 110 | 110 | | | | | | | | | | | | | | | | | | | | |
| Street furniture, Pavement and Road markings - Group A | | | | | | | | | | | | | | | | | | | | | | | | | | | | | 108 | 108 | 108 | 108 | | | | | | | | | | | | | | | | |
| Planting and Landscaping | | | | | | | | | | | | | | | | | | | | | | | | | | | | | | | | | | | | | | | | | | | | | | | | |
| TCSS Installation and Testing | | | | | | | | | | | | | | | | | | | | | | | | | | | | | | | | | | | | | | | | | | | | | | | | |
| **Worksite S5** | | | | | | | | | | | | | | | | | | | | | | | | | | | | | | | | | | | | | | | | | | | | | | | | |
| Eastern Abutment Piles | | | | | | | | | | | | | 104 | 104 | | | | | | | | | | | | | | | | | | | | | | | | | | | | | | | | | | |
| Eastern Abutment | | | | | | | | | | | | | | | 105 | 105 | 105 | | | | | | | | | | | | | | | | | | | | | | | | | | | | | | | |
| Street furniture, Pavement and Road markings - Group A | | | | | | | | | | | | | | | | | | | | | | | | | | | | | 108 | 108 | 108 | 108 | | | | | | | | | | | | | | | | |
| Planting and Landscaping | | | | | | | | | | | | | | | | | | | | | | | | | | | | | | | | | | | | | | | | | | | | | | | | |
| TCSS Installation and Testing | | | | | | | | | | | | | | | | | | | | | | | | | | | | | | | | | | | | | | | | | | | | | | | | |
| Backfilling and Reinstataement | | | | | | | | | | | | | | | | | | | | | | | | | | | | | | | | | | | | | | | | | | | | | | | | |
| **Worksite S6** | | | | | | | | | | | | | | | | | | | | | | | | | | | | | | | | | | | | | | | | | | | | | | | | |
| Foundations & Substructure | | | | | | | | | | | | | | | 104 | 104 | 104 | 104 | | | | | | | | | | | | | | | | | | | | | | | | | | | | | | |
| Superstructure | | | | | | | | | | | | | | | | | | | 102 | 102 | 102 | 102 | | | | | | | | | | | | | | | | | | | | | | | | | | |
| Street furniture, Pavement and Road markings - Group A | | | | | | | | | | | | | | | | | | | | | | | | | | | | | 108 | 108 | 108 | 108 | | | | | | | | | | | | | | | | |
| Planting and Landscaping | | | | | | | | | | | | | | | | | | | | | | | | | | | | | | | | | | | | | | | | | | | | | | | | |
| TCSS Installation and Testing | | | | | | | | | | | | | | | | | | | | | | | | | | | | | | | | | | | | | | | | | | | | | | | | |
| **Worksite S7** | | | | | | | | | | | | | | | | | | | | | | | | | | | | | | | | | | | | | | | | | | | | | | | | |
| Earthworks for seawall modification | | | | | | | | 110 | 110 | 110 | 110 | 110 | 110 | 110 | 110 | 110 | 110 | | | | | | | | | | | | | | | | | | | | | | | | | | | | | | | |
| Sea Wall Strengthening | | | | | | | | | | | | 103 | 103 | 103 | 103 | 103 | 103 | | | | | | | | | | | | | | | | | | | | | | | | | | | | | | | |
| Ground Improvement Works (TBC) | | | | | | | | | | | | | | | | | | 103 | 103 | 103 | 103 | | | | | | | | | | | | | | | | | | | | | | | | | | | |
| Piling for noise barrier | | | | | | | | | | | | | | | | | | | | | | 105 | 105 | 105 | 105 | 105 | 105 | | | | | | | | | | | | | | | | | | | | | |
| Noise barrier erection | | | | | | | | | | | | | | | | | | | | | | | | | | | | 98 | 98 | 98 | 98 | 98 | 98 | | | | | | | | | | | | | | | |
| Street furniture, Pavement and Road markings - Group A | | | | | | | | | | | | | | | | | | | | | | | | | | | | | 105 | 105 | 105 | 105 | | | | | | | | | | | | | | | | |
| Planting and Landscaping | | | | | | | | | | | | | | | | | | | | | | | | | | | | | | | | | | | | | | | | | | | | | | | | |
| TCSS Installation and Testing | | | | | | | | | | | | | | | | | | | | | | | | | | | | | | | | | | | | | | | | | | | | | | | | |
| **Worksite S8** | | | | | | | | | | | | | | | | | | | | | | | | | | | | | | | | | | | | | | | | | | | | | | | | |
| Earthworks for seawall modification | | | | | | | | 110 | 110 | 110 | 110 | 110 | 110 | 110 | 110 | 110 | 110 | | | | | | | | | | | | | | | | | | | | | | | | | | | | | | | |
| Sea Wall Strengthening | | | | | | | | | | | | 104 | 104 | 104 | 104 | 104 | 104 | | | | | | | | | | | | | | | | | | | | | | | | | | | | | | | |
| Ground Improvement Works (TBC) | | | | | | | | | | | | | | | | | | 103 | 103 | 103 | 103 | | | | | | | | | | | | | | | | | | | | | | | | | | | |
| Piling for noise barrier | | | | | | | | | | | | | | | | | | | | | | 105 | 105 | 105 | 105 | 105 | 105 | | | | | | | | | | | | | | | | | | | | | |
| Noise barrier erection | | | | | | | | | | | | | | | | | | | | | | | | | | | | 98 | 98 | 98 | 98 | 98 | 98 | | | | | | | | | | | | | | | |
| Street furniture, Pavement and Road markings - Group A | | | | | | | | | | | | | | | | | | | | | | | | | | | | | 105 | 105 | 105 | 105 | | | | | | | | | | | | | | | | |
| Planting and Landscaping | | | | | | | | | | | | | | | | | | | | | | | | | | | | | | | | | | | | | | | | | | | | | | | | |
| TCSS Installation and Testing | | | | | | | | | | | | | | | | | | | | | | | | | | | | | | | | | | | | | | | | | | | | | | | | |
| **Worksite S9** | | | | | | | | | | | | | | | | | | | | | | | | | | | | | | | | | | | | | | | | | | | | | | | | |
| Ground Improvement Works (TBC) | | | | | | | | | | | | | | | | | | 103 | 103 | 103 | 103 | | | | | | | | | | | | | | | | | | | | | | | | | | | |
| Piling for noise barrier | | | | | | | | | | | | | | | | | | | | | | 105 | 105 | 105 | 105 | 105 | 105 | | | | | | | | | | | | | | | | | | | | | |
| Noise barrier erection | | | | | | | | | | | | | | | | | | | | | | | | | | | | 98 | 98 | 98 | 98 | 98 | 98 | | | | | | | | | | | | | | | |
| Street furniture, Pavement and Road markings - Group A | | | | | | | | | | | | | | | | | | | | | | | | | | | | | 105 | 105 | 105 | 105 | | | | | | | | | | | | | | | | |
| Planting and Landscaping | | | | | | | | | | | | | | | | | | | | | | | | | | | | | | | | | | | | | | | | | | | | | | | | |
| TCSS Installation and Testing | | | | | | | | | | | | | | | | | | | | | | | | | | | | | | | | | | | | | | | | | | | | | | | | |
| **Worksite S10** | | | | | | | | | | | | | | | | | | | | | | | | | | | | | | | | | | | | | | | | | | | | | | | | |
| LOHAS Park Development Stage 1 [2] [3] | | | 108 | 108 | 108 | 108 | 108 | 108 | 108 | 108 | 108 | 108 | 108 | 108 | 108 | 108 | 108 | 108 | 108 | 108 | 108 | 108 | 108 | 108 | 108 | 108 | 108 | 108 | 108 | 108 | 108 | 108 | 108 | 108 | 108 | 108 | 108 | 108 | 108 | 108 | 108 | 108 | 108 | 108 | 108 | 108 | 108 | 108 |
| **Worksite S11** | | | | | | | | | | | | | | | | | | | | | | | | | | | | | | | | | | | | | | | | | | | | | | | | |
| LOHAS Park Development Stage 2 [2] [3] | | | 111 | 111 | 111 | 111 | 111 | 111 | 111 | 111 | 111 | 111 | 111 | 111 | 111 | 111 | 111 | 111 | 111 | 111 | 111 | 111 | 111 | 111 | 111 | 111 | 111 | 111 | 111 | 111 | 111 | 111 | 111 | 111 | 111 | 111 | 111 | 111 | 111 | 111 | 111 | 111 | 111 | 111 | 111 | 111 | 111 | 111 |
| **Worksite S12** | | | | | | | | | | | | | | | | | | | | | | | | | | | | | | | | | | | | | | | | | | | | | | | | |
| LOHAS Park Development Stage 3 [2] [3] | | | 109 | 109 | 109 | 109 | 109 | 109 | 109 | 109 | 109 | 109 | 109 | 109 | 109 | 109 | 109 | 109 | 109 | 109 | 109 | 109 | 109 | 109 | 109 | 109 | 109 | 109 | 109 | 109 | 109 | 109 | 109 | 109 | 109 | 109 | 109 | 109 | 109 | 109 | 109 | 109 | 109 | 109 | 109 | 109 | 109 | 109 |
| **Worksite S13** | | | | | | | | | | | | | | | | | | | | | | | | | | | | | | | | | | | | | | | | | | | | | | | | |
| Stockpiling | 104 | 104 | 104 | 104 | 104 | 104 | 104 | 104 | 104 | 104 | 104 | 104 | 104 | 104 | 104 | 104 | 104 | 104 | 104 | 104 | 104 | 104 | 104 | 104 | 104 | 104 | 104 | 104 | 104 | 104 | 104 | 104 | 104 | 104 | 104 | 104 | 104 | 104 | 104 | 104 | 104 | 104 | 104 | 104 | 104 | 104 | 104 | 104 |

Note: [1] Only activities proposed to be in Hong Kong were assessed
[2] The SWL was predicted from the reference to the PME of EIA-144/2008 "Proposed Comprehensive Development at Wo Shang Wai, Yuen Long" worst scenario
[3] The period of LOHAS Park development which is cumulative to CBL has shown. (Stage 1 : 2005-2018; Stage 2: 2008-2019; Stage 3:2011-2020)
[4] 'Planting and Landscaping' and 'TCSS Installation and Testing' will not be assessed.

**Project** : Cross Bay Link - Tseung Kwan O

**Title** : Construction Noise Calculation (Cumulative)
**Scenario :** Mitigated Scenario (Cumulative)
**Subtitle:** CBL + Area 86 Development

| Activities | 2017 | | | | | | | | | | | | 2018 | | | | | | | | | | | |
|---|---|---|---|---|---|---|---|---|---|---|---|---|---|---|---|---|---|---|---|---|---|---|---|---|
| | Jan | Feb | March | Apr | May | June | July | Aug | Sept | Oct | Nov | Dec | Jan | Feb | March | Apr | May | June | July | Aug | Sept | Oct | Nov | Dec |
| **Summary of SWLs** | | | | | | | | | | | | | | | | | | | | | | | | |
| Worksite S1 | 106 | 113 | 113 | 113 | 0 | 0 | 0 | 0 | 0 | 0 | 0 | 0 | 0 | 0 | 0 | 0 | 0 | 0 | 0 | 0 | 0 | 0 | 0 | 0 |
| Worksite S2 | 0 | 0 | 106 | 106 | 112 | 112 | 112 | 112 | 111 | 112 | 112 | 112 | 111 | 111 | 111 | 111 | 111 | 111 | 111 | 110 | 110 | 110 | 110 | 110 |
| Worksite S3 | 0 | 0 | 106 | 106 | 112 | 112 | 112 | 112 | 111 | 111 | 111 | 111 | 112 | 112 | 112 | 105 | 105 | 105 | 0 | 0 | 0 | 0 | 0 | 0 |
| Worksite S4 | 0 | 0 | 106 | 106 | 106 | 106 | 106 | 106 | 0 | 0 | 0 | 111 | 111 | 111 | 111 | 111 | 112 | 112 | 112 | 112 | 105 | 105 | 105 | 105 |
| Worksite S5 | 0 | 0 | 0 | 0 | 0 | 0 | 0 | 0 | 0 | 0 | 0 | 0 | 104 | 104 | 105 | 105 | 105 | 0 | 0 | 0 | 0 | 0 | 0 | 0 |
| Worksite S6 | 0 | 0 | 0 | 0 | 0 | 0 | 0 | 0 | 0 | 0 | 0 | 0 | 0 | 0 | 104 | 104 | 104 | 104 | 102 | 102 | 102 | 102 | 0 | 0 |
| Worksite S7 | 0 | 0 | 0 | 0 | 0 | 0 | 0 | 110 | 110 | 110 | 110 | 111 | 111 | 111 | 111 | 111 | 111 | 103 | 103 | 103 | 103 | 105 | 105 | 105 |
| Worksite S8 | 0 | 0 | 0 | 0 | 0 | 0 | 0 | 110 | 110 | 110 | 110 | 111 | 111 | 111 | 111 | 111 | 111 | 103 | 103 | 103 | 103 | 105 | 105 | 105 |
| Worksite S9 | 0 | 0 | 0 | 0 | 0 | 0 | 0 | 0 | 0 | 0 | 0 | 0 | 0 | 0 | 0 | 0 | 0 | 103 | 103 | 103 | 103 | 105 | 105 | 105 |
| Worksite S10 | 0 | 0 | 108 | 108 | 108 | 108 | 108 | 108 | 108 | 108 | 108 | 108 | 108 | 108 | 108 | 108 | 108 | 108 | 108 | 108 | 108 | 108 | 108 | 108 |
| Worksite S11 | 0 | 0 | 111 | 111 | 111 | 111 | 111 | 111 | 111 | 111 | 111 | 111 | 111 | 111 | 111 | 111 | 111 | 111 | 111 | 111 | 111 | 111 | 111 | 111 |
| Worksite S12 | 0 | 0 | 109 | 109 | 109 | 109 | 109 | 109 | 109 | 109 | 109 | 109 | 109 | 109 | 109 | 109 | 109 | 109 | 109 | 109 | 109 | 109 | 109 | 109 |
| Worksite S13 | 104 | 104 | 104 | 104 | 104 | 104 | 104 | 104 | 104 | 104 | 104 | 104 | 104 | 104 | 104 | 104 | 104 | 104 | 104 | 104 | 104 | 104 | 104 | 104 |

| Activities | 2019 | | | | | | | | | | | | 2020 | | | | | | | | | | | |
|---|---|---|---|---|---|---|---|---|---|---|---|---|---|---|---|---|---|---|---|---|---|---|---|---|
| | Jan | Feb | March | Apr | May | June | July | Aug | Sept | Oct | Nov | Dec | Jan | Feb | March | Apr | May | June | July | Aug | Sept | Oct | Nov | Dec |
| **Summary of SWLs** | | | | | | | | | | | | | | | | | | | | | | | | |
| Worksite S1 | 0 | 0 | 0 | 0 | 0 | 0 | 0 | 0 | 0 | 0 | 0 | 0 | 0 | 0 | 0 | 0 | 0 | 0 | 0 | 0 | 0 | 0 | 0 | 0 |
| Worksite S2 | 110 | 110 | 110 | 0 | 108 | 108 | 108 | 108 | 0 | 0 | 0 | 0 | 0 | 0 | 0 | 0 | 0 | 0 | 0 | 0 | 0 | 0 | 0 | 0 |
| Worksite S3 | 0 | 110 | 110 | 110 | 108 | 108 | 108 | 108 | 0 | 0 | 0 | 0 | 0 | 0 | 0 | 0 | 0 | 0 | 0 | 0 | 0 | 0 | 0 | 0 |
| Worksite S4 | 105 | 111 | 110 | 110 | 112 | 108 | 108 | 108 | 0 | 0 | 0 | 0 | 0 | 0 | 0 | 0 | 0 | 0 | 0 | 0 | 0 | 0 | 0 | 0 |
| Worksite S5 | 0 | 0 | 0 | 0 | 108 | 108 | 108 | 108 | 0 | 0 | 0 | 0 | 0 | 0 | 0 | 0 | 0 | 0 | 0 | 0 | 0 | 0 | 0 | 0 |
| Worksite S6 | 0 | 0 | 0 | 0 | 108 | 108 | 108 | 108 | 0 | 0 | 0 | 0 | 0 | 0 | 0 | 0 | 0 | 0 | 0 | 0 | 0 | 0 | 0 | 0 |
| Worksite S7 | 105 | 105 | 105 | 98 | 106 | 106 | 106 | 106 | 98 | 0 | 0 | 0 | 0 | 0 | 0 | 0 | 0 | 0 | 0 | 0 | 0 | 0 | 0 | 0 |
| Worksite S8 | 105 | 105 | 105 | 98 | 106 | 106 | 106 | 106 | 98 | 0 | 0 | 0 | 0 | 0 | 0 | 0 | 0 | 0 | 0 | 0 | 0 | 0 | 0 | 0 |
| Worksite S9 | 105 | 105 | 105 | 98 | 106 | 106 | 106 | 106 | 98 | 0 | 0 | 0 | 0 | 0 | 0 | 0 | 0 | 0 | 0 | 0 | 0 | 0 | 0 | 0 |
| Worksite S10 | 108 | 108 | 108 | 108 | 108 | 108 | 108 | 108 | 108 | 108 | 108 | 108 | 108 | 108 | 108 | 108 | 108 | 108 | 108 | 108 | 108 | 108 | 108 | 108 |
| Worksite S11 | 111 | 111 | 111 | 111 | 111 | 111 | 111 | 111 | 111 | 111 | 111 | 111 | 111 | 111 | 111 | 111 | 111 | 111 | 111 | 111 | 111 | 111 | 111 | 111 |
| Worksite S12 | 109 | 109 | 109 | 109 | 109 | 109 | 109 | 109 | 109 | 109 | 109 | 109 | 109 | 109 | 109 | 109 | 109 | 109 | 109 | 109 | 109 | 109 | 109 | 109 |
| Worksite S13 | 104 | 104 | 104 | 104 | 104 | 104 | 104 | 104 | 104 | 104 | 104 | 104 | 104 | 104 | 104 | 104 | 104 | 104 | 104 | 104 | 104 | 104 | 104 | 104 |

| **Predicted Construction Noise, dB(A)** | Max | | | | | | | | | | | | | | | | | | | | | | | |
|---|---|---|---|---|---|---|---|---|---|---|---|---|---|---|---|---|---|---|---|---|---|---|---|---|
| R1 | 62 | 50 | 50 | 61 | 61 | 61 | 61 | 61 | 61 | 61 | 61 | 61 | 61 | 61 | 61 | 61 | 61 | 62 | 62 | 62 | 62 | 62 | 62 | 62 |
| R2 | 67 | 56 | 56 | 65 | 65 | 65 | 65 | 65 | 65 | 65 | 65 | 65 | 65 | 65 | 65 | 65 | 65 | 66 | 66 | 66 | 66 | 66 | 66 | 66 |
| R6 | 67 | 61 | 61 | 61 | 61 | 61 | 61 | 61 | 65 | 65 | 65 | 65 | 66 | 66 | 66 | 66 | 66 | 65 | 65 | 65 | 65 | 67 | 67 | 67 |
| R8 | 65 | 57 | 57 | 59 | 59 | 59 | 59 | 59 | 65 | 65 | 65 | 65 | 65 | 65 | 65 | 65 | 65 | 63 | 63 | 63 | 63 | 64 | 64 | 64 |
| R9 | 66 | 56 | 56 | 56 | 56 | 56 | 56 | 56 | 65 | 65 | 65 | 66 | 66 | 66 | 66 | 66 | 66 | 61 | 61 | 61 | 61 | 62 | 62 | 62 |
| R10 | 67 | 54 | 54 | 54 | 54 | 54 | 54 | 54 | 66 | 66 | 66 | 67 | 67 | 67 | 67 | 67 | 67 | 61 | 61 | 61 | 61 | 62 | 62 | 62 |
| R12 | 73 | 56 | 56 | 56 | 56 | 56 | 56 | 56 | 72 | 72 | 72 | 73 | 73 | 73 | 73 | 73 | 73 | 66 | 66 | 66 | 66 | 67 | 67 | 67 |
| R14 | 74 | 54 | 54 | 54 | 54 | 54 | 54 | 54 | 73 | 73 | 73 | 74 | 74 | 74 | 74 | 74 | 74 | 67 | 67 | 67 | 67 | 68 | 68 | 68 |
| R16 | 72 | 52 | 52 | 52 | 52 | 52 | 52 | 52 | 71 | 71 | 71 | 72 | 72 | 72 | 72 | 72 | 72 | 64 | 64 | 64 | 64 | 66 | 66 | 66 |
| R18 | 69 | 51 | 51 | 51 | 51 | 51 | 51 | 51 | 68 | 68 | 68 | 69 | 69 | 69 | 69 | 69 | 69 | 62 | 62 | 62 | 62 | 63 | 63 | 63 |
| R22 | 69 | 0 | 0 | 66 | 66 | 66 | 66 | 66 | 69 | 69 | 69 | 69 | 69 | 69 | 69 | 69 | 69 | 67 | 67 | 67 | 67 | 67 | 67 | 67 |
| R23 | 71 | 0 | 0 | 66 | 66 | 66 | 66 | 66 | 70 | 70 | 70 | 71 | 71 | 71 | 71 | 71 | 71 | 67 | 67 | 67 | 67 | 68 | 68 | 68 |
| R24 | 72 | 0 | 0 | 64 | 64 | 64 | 64 | 64 | 72 | 72 | 72 | 72 | 72 | 72 | 72 | 72 | 72 | 67 | 67 | 67 | 67 | 68 | 68 | 68 |
| R25 | 74 | 0 | 0 | 61 | 61 | 64 | 64 | 64 | 73 | 73 | 73 | 73 | 73 | 73 | 74 | 74 | 74 | 67 | 67 | 67 | 67 | 68 | 68 | 68 |
| R27 | 73 | 0 | 0 | 56 | 56 | 62 | 62 | 62 | 68 | 67 | 67 | 67 | 68 | 69 | 69 | 72 | 72 | 72 | 70 | 68 | 68 | 68 | 68 | 64 |
| R29 | 71 | 0 | 0 | 53 | 53 | 59 | 59 | 59 | 63 | 63 | 63 | 63 | 64 | 64 | 64 | 69 | 69 | 69 | 68 | 66 | 66 | 66 | 66 | 60 |
| R32 | 62 | 0 | 0 | 0 | 0 | 0 | 0 | 0 | 56 | 56 | 56 | 56 | 56 | 57 | 57 | 60 | 60 | 60 | 57 | 55 | 55 | 55 | 56 | 50 |
| R33 | 66 | 59 | 59 | 61 | 61 | 61 | 61 | 61 | 64 | 64 | 64 | 64 | 65 | 65 | 65 | 65 | 65 | 65 | 64 | 64 | 64 | 64 | 65 | 65 |
| R34 | 67 | 0 | 0 | 66 | 66 | 66 | 66 | 66 | 67 | 67 | 67 | 67 | 67 | 67 | 67 | 67 | 67 | 66 | 66 | 66 | 66 | 66 | 66 | 66 |

| **Predicted Construction Noise, dB(A)** | | | | | | | | | | | | | | | | | | | | | | | | |
|---|---|---|---|---|---|---|---|---|---|---|---|---|---|---|---|---|---|---|---|---|---|---|---|---|
| R1 | 62 | 62 | 62 | 61 | 62 | 62 | 62 | 62 | 61 | 61 | 61 | 61 | 61 | 61 | 61 | 61 | 61 | 61 | 61 | 61 | 61 | 61 | 61 | 61 |
| R2 | 67 | 66 | 66 | 65 | 67 | 67 | 67 | 67 | 65 | 65 | 65 | 65 | 65 | 65 | 65 | 65 | 65 | 65 | 65 | 65 | 65 | 65 | 65 | 65 |
| R6 | 67 | 67 | 67 | 63 | 67 | 67 | 67 | 67 | 63 | 61 | 61 | 61 | 61 | 61 | 61 | 61 | 61 | 61 | 61 | 61 | 61 | 61 | 61 | 61 |
| R8 | 65 | 64 | 64 | 61 | 64 | 64 | 64 | 64 | 61 | 59 | 59 | 59 | 59 | 59 | 59 | 59 | 59 | 59 | 59 | 59 | 59 | 59 | 59 | 59 |
| R9 | 66 | 62 | 62 | 58 | 63 | 63 | 63 | 63 | 58 | 56 | 56 | 56 | 56 | 56 | 56 | 56 | 56 | 56 | 56 | 56 | 56 | 56 | 56 | 56 |
| R10 | 67 | 62 | 62 | 57 | 63 | 63 | 63 | 63 | 57 | 54 | 54 | 54 | 54 | 54 | 54 | 54 | 54 | 54 | 54 | 54 | 54 | 54 | 54 | 54 |
| R12 | 73 | 67 | 67 | 62 | 69 | 69 | 69 | 69 | 62 | 56 | 56 | 56 | 56 | 56 | 56 | 56 | 56 | 56 | 56 | 56 | 56 | 56 | 56 | 56 |
| R14 | 74 | 68 | 68 | 62 | 70 | 70 | 70 | 70 | 62 | 54 | 54 | 54 | 54 | 54 | 54 | 54 | 54 | 54 | 54 | 54 | 54 | 54 | 54 | 54 |
| R16 | 72 | 66 | 66 | 60 | 67 | 67 | 67 | 67 | 60 | 52 | 52 | 52 | 52 | 52 | 52 | 52 | 52 | 52 | 52 | 52 | 52 | 52 | 52 | 52 |
| R18 | 69 | 63 | 63 | 57 | 65 | 65 | 65 | 65 | 57 | 51 | 51 | 51 | 51 | 51 | 51 | 51 | 51 | 51 | 51 | 51 | 51 | 51 | 51 | 51 |
| R22 | 69 | 67 | 67 | 66 | 67 | 67 | 67 | 67 | 66 | 66 | 66 | 66 | 66 | 66 | 66 | 66 | 66 | 66 | 66 | 66 | 66 | 66 | 66 | 66 |
| R23 | 71 | 68 | 68 | 66 | 68 | 68 | 68 | 68 | 66 | 66 | 66 | 66 | 66 | 66 | 66 | 66 | 66 | 66 | 66 | 66 | 66 | 66 | 66 | 66 |
| R24 | 72 | 68 | 68 | 65 | 68 | 68 | 68 | 68 | 65 | 64 | 64 | 64 | 64 | 64 | 64 | 64 | 64 | 64 | 64 | 64 | 64 | 64 | 64 | 64 |
| R25 | 74 | 68 | 68 | 63 | 70 | 70 | 70 | 70 | 63 | 60 | 60 | 60 | 60 | 60 | 60 | 60 | 60 | 60 | 60 | 60 | 60 | 60 | 60 | 60 |
| R27 | 73 | 64 | 64 | 54 | 73 | 73 | 73 | 73 | 54 | 0 | 0 | 0 | 0 | 0 | 0 | 0 | 0 | 0 | 0 | 0 | 0 | 0 | 0 | 0 |
| R29 | 71 | 60 | 60 | 49 | 71 | 71 | 71 | 71 | 49 | 0 | 0 | 0 | 0 | 0 | 0 | 0 | 0 | 0 | 0 | 0 | 0 | 0 | 0 | 0 |
| R32 | 62 | 50 | 50 | 44 | 62 | 62 | 62 | 62 | 44 | 0 | 0 | 0 | 0 | 0 | 0 | 0 | 0 | 0 | 0 | 0 | 0 | 0 | 0 | 0 |
| R33 | 66 | 65 | 65 | 63 | 66 | 66 | 66 | 66 | 63 | 61 | 61 | 61 | 61 | 61 | 61 | 61 | 61 | 61 | 61 | 61 | 61 | 61 | 61 | 61 |
| R34 | 67 | 66 | 66 | 66 | 67 | 67 | 67 | 67 | 66 | 66 | 66 | 66 | 66 | 66 | 66 | 66 | 66 | 66 | 66 | 66 | 66 | 66 | 66 | 66 |

# Appendix 6.12

## Sample Calculation of Sound Pressure Level at NSRs on a Monthly Basis

ARUP

**Ove Arup & Partners**
**Hong Kong**

**Project :** **Cross Bay Link - Tseung Kwan O**
**Title :** **Sample Calculation of Sound Pressure Level at NSRs on a Monthly Basis (Unmitigated Scenario)**

**Total SWL at each workfront**
SPL at NSR from one workfront at specified month
= $SWL_n$ - 20log($d_n$) - 8 + 3
Note:
$d_n$ : distance between NSR and notional distance of specified workfront
$SWL_n$ : Sound Power Level from all Powered Mechanical Equipment at specified workfront n

**Total SPL at NSR Contributed from all workfronts at a specified month**

$$\text{Total SPL} = 10log\sum_{n=1}^{n}\left(10^{\frac{SPL_n}{10}}\right)$$

Notes:
n = no. of workfronts

**Remark:**
1: When assessing R1 and R2, buildings in LOHAS Park Stage 1 (S10), Stage 2 (S11) and Stage 3 (S12) are assumed constructing as a conservative scenario for cumulative impact assessment.
2: When assessing R6 - R18, only buildings in LOHAS Park Stage 2 (S11) and Stage 3 (S12) are assumed constructing as a conservative scenario for cumulative impact assessment.
3: When assessing R22 - R32, only buildings in LOHAS Park Stage 1 (S10) and Stage 2 (S11) are assumed constructing as a conservative scenario for cumulative impact assessment.
4: When the noise source is located behind of the assessment point, the noise impact at that assessment point will not be assessed by the no line-of-sight principle.

---

**NSR ID:** R14
**Month to be assessed:** Aug 2017

**SWL of each workfront on Aug 2017**

| Workfront | S1 | S2 | S3 | S4 | S5 | S6 | S7 | S8 | S9 | |
|---|---|---|---|---|---|---|---|---|---|---|
| SWL, dB(A) | - | 122 | 122 | 115 | - | - | 126 | 126 | - | → Refer to Appendix 6.5 - Summary of SWL |

Note:
'-' mean there is no construction work in this month for the specified workfront

**Distance to each workfront**

| Workfront | S1 | S2 | S3 | S4 | S5 | S6 | S7 | S8 | S9 | |
|---|---|---|---|---|---|---|---|---|---|---|
| Distance, m | X | X | X | X | X | X | 170 | 40 | 185 | → Refer to Appendix 6.3 |

Note:
X' mean the distance between the source to the NSR is out of 300m

**Workfront to be assessed for R14**

| Workfront | S1 | S2 | S3 | S4 | S5 | S6 | S7 | S8 | S9 | |
|---|---|---|---|---|---|---|---|---|---|---|
| SWL, dB(A) | [1] | [1] | [1] | [1] | [1] | [1] | 126 | 126 | [1] | → Refer to Appendix 6.3 |

Note:
[1] mean there is no construction work in this month for the specified workfront or the workfront is out of 300m from the assessment point

**Calculation**

| Workfront | S1 | S2 | S3 | S4 | S5 | S6 | S7 | S8 | S9 | |
|---|---|---|---|---|---|---|---|---|---|---|
| SWL of each workfront, dB(A) | [1] | [1] | [1] | [1] | [1] | [1] | 126 | 126 | [1] | → Refer to Appendix 6.5 - Summary of SWL |
| Distance, m | [1] | [1] | [1] | [1] | [1] | [1] | 170 | 40 | [1] | → Refer to Appendix 6.3 |
| Corr. On dist., dB(A) | [1] | [1] | [1] | [1] | [1] | [1] | -53 | -40 | [1] | → Refer to Appendix 6.3 |
| Facade Effect, dB(A) | [1] | [1] | [1] | [1] | [1] | [1] | 3 | 3 | [1] | → Refer to Appendix 6.3 |

Note:
[1] mean there is no construction work in this month for the specified workfront or the workfront is out of 300m from the assessment point

**Results**

| Workfront | S1 | S2 | S3 | S4 | S5 | S6 | S7 | S8 | S9 | |
|---|---|---|---|---|---|---|---|---|---|---|
| SPL, dB(A) | [1] | [1] | [1] | [1] | [1] | [1] | 76 | 89 | [1] | → Refer to Appendix 6.4 |

Note:
[1] mean there is no construction work in this month for the specified workfront or the workfront is out of 300m from the assessment point

**Total SPL, dB(A) =** **89** → Refer to Appendix 6.5 - Predicted Construction Noise. dB(A)

ARUP

**Ove Arup & Partners**
**Hong Kong**

**Project :** **Cross Bay Link - Tseung Kwan O**
**Title :** **Sample Calculation of Sound Pressure Level at NSRs on a Monthly Basis (Mitigated Scenario)**

**Total SWL at each workfront**
SPL at NSR from one workfront at specified month
= $SWL_n$ - 20log($d_n$) - 8 + 3
Note:
$d_n$ : distance between NSR and notional distance of specified workfront
$SWL_n$ : Sound Power Level from all Powered Mechanical Equipment at specified workfront n

**Total SPL at NSR Contributed from all workfronts at a specified month**

$$\text{Total SPL} = 10log\sum_{n=1}^{n}\left(10^{\frac{SPL_n}{10}}\right)$$

Notes:
n = no. of workfronts

**Remark:**
1: When assessing R1 and R2, buildings in LOHAS Park Stage 1 (S10), Stage 2 (S11) and Stage 3 (S12) are assumed constructing as a conservative scenario for cumulative impact assessment.
2: When assessing R6 - R18, only buildings in LOHAS Park Stage 2 (S11) and Stage 3 (S12) are assumed constructing as a conservative scenario for cumulative impact assessment.
3: When assessing R22 - R32, only buildings in LOHAS Park Stage 1 (S10) and Stage 2 (S11) are assumed constructing as a conservative scenario for cumulative impact assessment.
4: When the noise source is located behind of the assessment point, the noise impact at that assessment point will not be assessed by the no line-of-sight principle.

---

**NSR ID:** R14
**Month to be assessed:** Aug 2017

**SWL of each workfront on Aug 2017**

| Workfront | S1 | S2 | S3 | S4 | S5 | S6 | S7 | S8 | S9 | |
|---|---|---|---|---|---|---|---|---|---|---|
| SWL, dB(A) | - | 113 | 113 | 106 | - | - | 111 | 111 | - | → Refer to Appendix 6.5 - Summary of SWL |

Note:
'-' mean there is no construction work in this month for the specified workfront

**Distance to each workfront**

| Workfront | S1 | S2 | S3 | S4 | S5 | S6 | S7 | S8 | S9 | |
|---|---|---|---|---|---|---|---|---|---|---|
| Distance, m | X | X | X | X | X | X | 170 | 40 | 185 | → Refer to Appendix 6.3 |

Note:
X' mean the distance between the source to the NSR is out of 300m

**Workfront to be assessed for R14**

| Workfront | S1 | S2 | S3 | S4 | S5 | S6 | S7 | S8 | S9 | |
|---|---|---|---|---|---|---|---|---|---|---|
| SWL, dB(A) | [1] | [1] | [1] | [1] | [1] | [1] | 111 | 111 | - | → Refer to Appendix 6.3 |

Note:
[1] mean there is no construction work in this month for the specified workfront or the workfront is out of 300m from the assessment point

**Calculation**

| Workfront | S1 | S2 | S3 | S4 | S5 | S6 | S7 | S8 | S9 | |
|---|---|---|---|---|---|---|---|---|---|---|
| SWL of each workfront, dB(A) | [1] | [1] | [1] | [1] | [1] | [1] | 111 | 111 | [1] | → Refer to Appendix 6.5 - Summary of SWL |
| Distance, m | [1] | [1] | [1] | [1] | [1] | [1] | 170 | 40 | [1] | → Refer to Appendix 6.3 |
| Corr. On dist., dB(A) | [1] | [1] | [1] | [1] | [1] | [1] | -53 | -40 | [1] | → Refer to Appendix 6.3 |
| Facade Effect, dB(A) | [1] | [1] | [1] | [1] | [1] | [1] | 3 | 3 | [1] | → Refer to Appendix 6.3 |

Note:
[1] mean there is no construction work in this month for the specified workfront or the workfront is out of 300m from the assessment point

**Results**

| Workfront | S1 | S2 | S3 | S4 | S5 | S6 | S7 | S8 | S9 | |
|---|---|---|---|---|---|---|---|---|---|---|
| SPL, dB(A) | [1] | [1] | [1] | [1] | [1] | [1] | 61 | 74 | [1] | → Refer to Appendix 6.4 |

Note:
[1] mean there is no construction work in this month for the specified workfront or the workfront is out of 300m from the assessment point

**Total SPL, dB(A) =** **74** → Refer to Appendix 6.5 - Predicted Construction Noise. dB(A)

ARUP

**Ove Arup & Partners**
**Hong Kong**

**Project :** **Cross Bay Link - Tseung Kwan O**
**Title :** **Sample Calculation of Sound Pressure Level at NSRs on a Monthly Basis (Cumulative Scenario)**

**Total SWL at each workfront**
SPL at NSR from one workfront at specified month
= $SWL_n$ - 20log($d_n$) - 8 + 3
Note:
$d_n$ : distance between NSR and notional distance of specified workfront
$SWL_n$ : Sound Power Level from all Powered Mechanical Equipment at specified workfront n

**Total SPL at NSR Contributed from all workfronts at a specified month**

$$\text{Total SPL} = 10log\sum_{n=1}^{n}\left(10^{\frac{SPL_n}{10}}\right)$$

Notes:
n = no. of workfronts

**Remark:**
1: When assessing R1 and R2, buildings in LOHAS Park Stage 1 (S10), Stage 2 (S11) and Stage 3 (S12) are assumed constructing as a conservative scenario for cumulative impact assessment.
2: When assessing R6 - R18, only buildings in LOHAS Park Stage 2 (S11) and Stage 3 (S12) are assumed constructing as a conservative scenario for cumulative impact assessment.
3: When assessing R22 - R32, only buildings in LOHAS Park Stage 1 (S10) and Stage 2 (S11) are assumed constructing as a conservative scenario for cumulative impact assessment.
4: When the noise source is located behind of the assessment point, the noise impact at that assessment point will not be assessed by the no line-of-sight principle.

---

**NSR ID:** R14
**Month to be assessed:** Aug 2017

**SWL of each workfront on Aug 2017**

| Workfront | S1 | S2 | S3 | S4 | S5 | S6 | S7 | S8 | S9 | S10 | S11 | S12 |
|---|---|---|---|---|---|---|---|---|---|---|---|---|
| SWL, dB(A) | - | 113 | 113 | 106 | - | - | 111 | 111 | - | 110 | 112 | 110 |

→ Refer to Appendix 6.10 - Summary of SWL

Note:
'-' mean there is no construction work in this month for the specified workfront

**Distance to each workfront**

| Workfront | S1 | S2 | S3 | S4 | S5 | S6 | S7 | S8 | S9 | S10 | S11 | S12 |
|---|---|---|---|---|---|---|---|---|---|---|---|---|
| Distance, m | X | X | X | X | X | X | 170 | 40 | 185 | X | 160 | 185 |

→ Refer to Appendix 6.3

Note:
X' mean the distance between the source to the NSR is out of 300m

**Workfront to be assessed for R14**

| Workfront | S1 | S2 | S3 | S4 | S5 | S6 | S7 | S8 | S9 | S10 | S11 | S12 |
|---|---|---|---|---|---|---|---|---|---|---|---|---|
| SWL, dB(A) | [1] | [1] | [1] | [1] | [1] | [1] | 111 | 111 | [1] | [1] | [2] | [2] |

→ Refer to Appendix 6.3

Note:
[1] mean there is no construction work in this month for the specified workfront or the workfront is out of 300m from the assessment point
[2] mean the noise source is located behind of the assessment point, no assessment will be taken.

**Calculation**

| Workfront | S1 | S2 | S3 | S4 | S5 | S6 | S7 | S8 | S9 | S10 | S11 | S12 |
|---|---|---|---|---|---|---|---|---|---|---|---|---|
| SWL of each workfront, dB(A) | [1] | [1] | [1] | [1] | [1] | [1] | 111 | 111 | [1] | 110 | 110 | 110 |
| Distance, m | [1] | [1] | [1] | [1] | [1] | [1] | 170 | 40 | [1] | [1] | [2] | [2] |
| Corr. On dist., dB(A) | [1] | [1] | [1] | [1] | [1] | [1] | -53 | -40 | [1] | [1] | [2] | [2] |
| Facade Effect, dB(A) | [1] | [1] | [1] | [1] | [1] | [1] | 3 | 3 | [1] | [1] | [2] | [2] |

→ Refer to Appendix 6.10 - Summary of SWL
→ Refer to Appendix 6.3
→ Refer to Appendix 6.3
→ Refer to Appendix 6.3

Note:
[1] mean there is no construction work in this month for the specified workfront or the workfront is out of 300m from the assessment point
[2] mean the noise source is located behind of the assessment point, no assessment will be taken.

**Results**

| Workfront | S1 | S2 | S3 | S4 | S5 | S6 | S7 | S8 | S9 | S10 | S11 | S12 |
|---|---|---|---|---|---|---|---|---|---|---|---|---|
| SPL, dB(A) | [1] | [1] | [1] | [1] | [1] | [1] | 61 | 74 | [1] | [1] | [2] | [2] |

→ Refer to Appendix 6.9

Note:
[1] mean there is no construction work in this month for the specified workfront or the workfront is out of 300m from the assessment point
[2] mean the noise source is located behind of the assessment point, no assessment will be taken.

**Total SPL, dB(A) =** **74**

→ Refer to Appendix 6.10 - Predicted Construction Noise. dB(A)

# Appendix 6.13a

Approval from TD on Traffic Data

運輸署
Transport Department

2/B2/TH/10
2/SE1
2/SE2

本署檔號 Our Ref. ( ) in TD SR/146/180/06/1
來函檔號 Your Ref. SLYY:HCTL:OTHW:gcws:60097677/09.8-1394
電 話 Tel. 3150 8203

**By Fax 3922 9797**

31 August 2012

AECOM Asia Co. Ltd.
8/F., Grand Central Plaza, Tower 2,
138 Shatin Rural Committee Road,
Shatin, N.T.
Hong Kong
(Attn.: Mr. Stephen LAI)

Dear Sir,

**Agreement No. CE 42/2008 (CE)**
**Tseung Kwan O – Lam Tin Tunnel and Association Works – Investigation**

**Supplementary Paper on Traffic Forecast**
**for EIA Modelling Approach and Methodology**

I refer to your above letter dated 22 August 2012 and have no further comment on the RtoCs table and the revised report.

This is a coordinated reply from Transport Department.

Yours faithfully,

( Edward CHIU )
for Commissioner for Transport

c.c.
CE/NTE1, CEDD (Attn.: Mr. Stephen LI) by fax 2739 0076

Internal
CE/TP (Attn.: Mr. Jimmy CHAN) by fax 2802 2673

主要公路發展部
**Strategic Roads Division**
香港灣仔港灣道 26 號華潤大廈 24 樓 2401-2405 室
Room 2401-2405 24th floor China Resources Building 26 Harbour Road Wan Chai Hong Kong.
電話 Tel (852) 3150 8226 傳真 Fax (852) 2824 2741

運輸署
Transport Department

本署檔號 Our Ref. ( ) in TD SR/146/180/07/1
來函檔號 Your Ref. 209506/5.12/SYC/CN-866
電 話 Tel. 3150 8203

**By Fax 2268 3955**

18 March 2013

Ove Arup & Partners Hong Kong Ltd.
Level 5, Festival Walk,
80 Tat Chee Avenue,
Kowloon Tong, Kowloon,
Hong Kong
(Attn.: Mr. S Y CHAN)

Dear Sir,

**Agreement No. CE 43/2008 (HY)**
**Cross Bay Link, Tseung Kwan O – Investigation**

**Traffic flow figures of internal road R5 of LOHAS Park**
**for noise impact assessment**

I refer to your above letter dated 18 March 2013 and have no further comment on the year 2036 traffic flow figures of internal road R5.

This is a coordinated reply from Transport Department.

Yours faithfully,

( Edward CHIU )
for Commissioner for Transport

c.c.
CE/NTE1, CEDD (Attn.: Mr. Stephen LI) by fax 2739 0076

Internal
CE/TP (Attn.: Mr. Jimmy CHAN) by fax 2802 2673
CTE/NTE (Attn.: Ms. Y WONG) by fax 2381 3799

主要公路發展部
**Strategic Roads Division**
香港灣仔港灣道 26 號華潤大廈 24 樓 2401-2405 室
Room 2401-2405 24th floor China Resources Building 26 Harbour Road Wan Chai Hong Kong.
電話 Tel (852) 3150 8226 傳真 Fax (852) 2824 2741

# Appendix 6.13b

Road Scheme and Traffic Flow ID

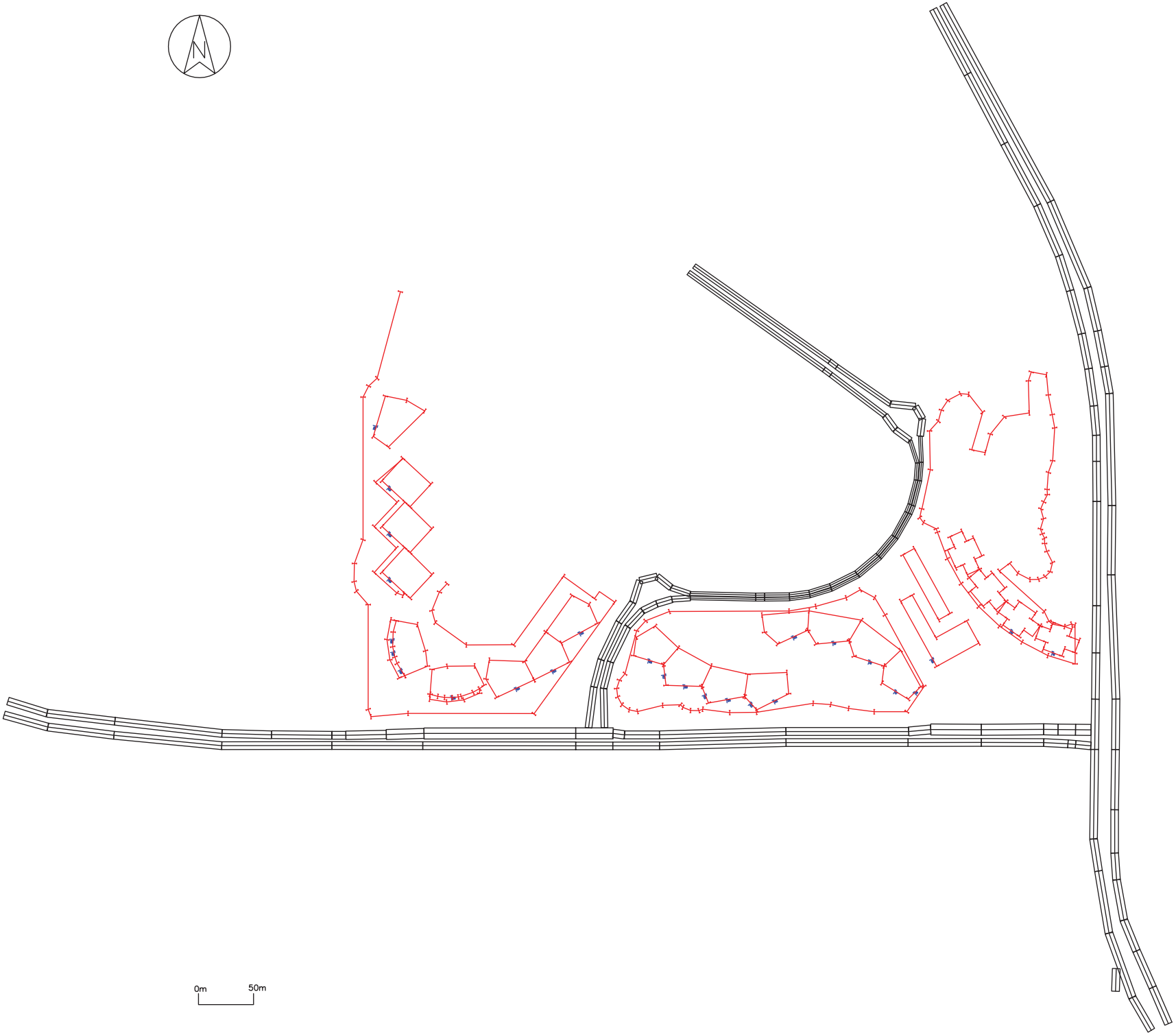
N
0m
50m

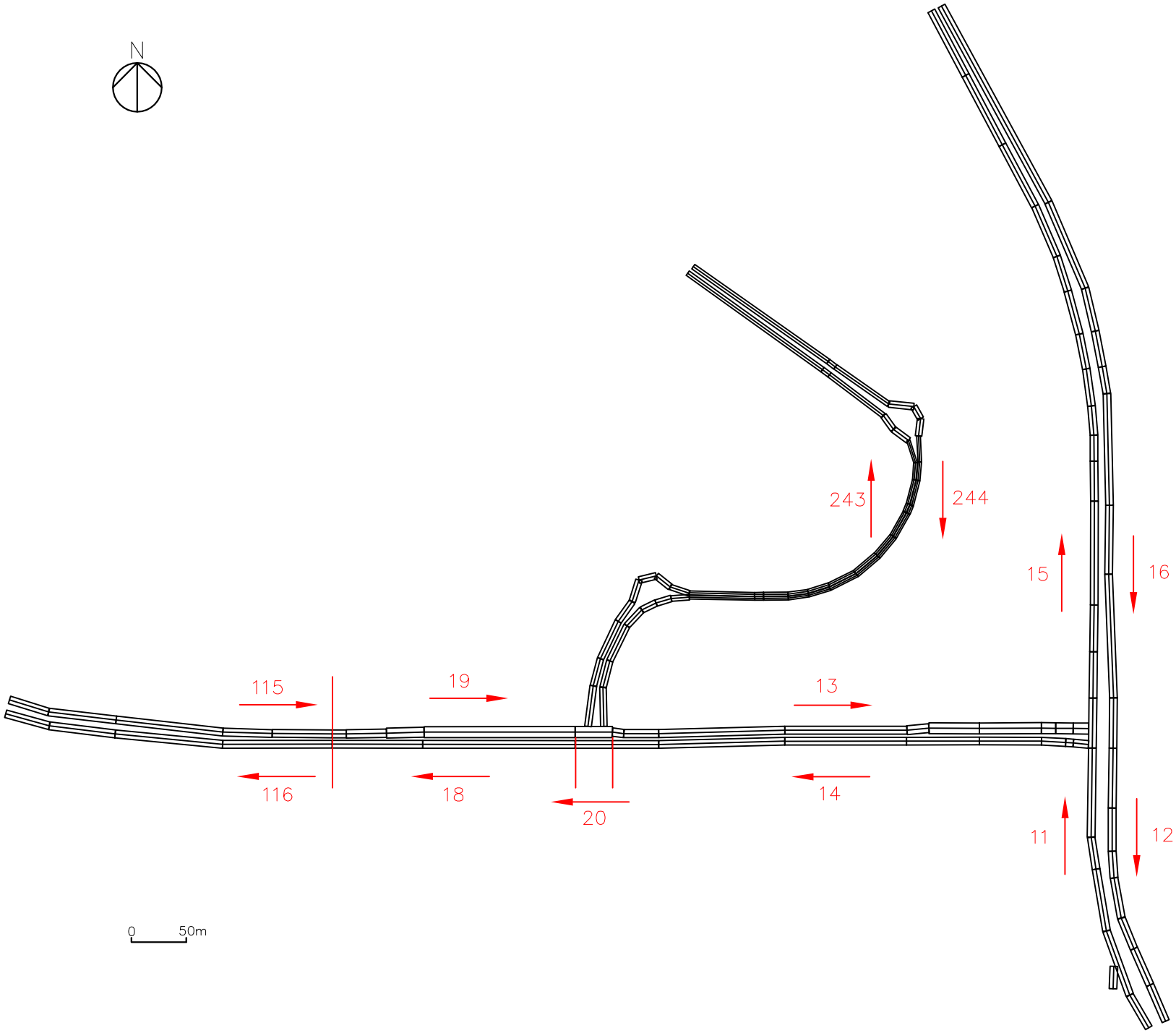
N
243
244
15
16
115
19
13
116
18
20
14
11
12
0
50m

# Appendix 6.14

Noise Impacts on the NSRs (Unmitigated Scenario)

| Floor | mPD | R2 | mPD | R3 | mPD | R6 | mPD | R7 | mPD | R8 | mPD | R9 | mPD | R10 | mPD | R12 | mPD | R13 | mPD | R14 | mPD | R15 | mPD | R16 | mPD | R17 | mPD | R18 | mPD | R22 | mPD | R23 | mPD | R24 | mPD | R25 | mPD | R26 | mPD | R27 | mPD | R28 | mPD | R29 | mPD | R30 | mPD | R31 | mPD | R32 | mPD | R33 |
|---|---|---|---|---|---|---|---|---|---|---|---|---|---|---|---|---|---|---|---|---|---|---|---|---|---|---|---|---|---|---|---|---|---|---|---|---|---|---|---|---|---|---|---|---|---|---|---|---|---|---|---|---|
| 57 | | | | | | | | | | | | | | | | | | | | | | | 197.0 | 69 | 197.0 | 68 | 197.0 | 69 | | | | | | | | | | | | | | | | | | | | | | | | |
| 56 | | | | | | | | | | | | | | | | | | | | | | | 194.0 | 69 | 194.0 | 68 | 194.0 | 69 | 194.0 | 67 | 194.0 | 71 | 194.0 | 72 | | | | | | | | | | | | | | | | |
| 55 | | | | | | | | | | | | | 195.0 | 66 | 191.0 | 69 | 191.0 | 68 | 191.0 | 69 | 191.0 | 68 | 191.0 | 69 | 191.0 | 68 | 191.0 | 69 | 191.0 | 67 | 191.0 | 71 | 191.0 | 72 | | | | | | | | | | | 204.5 | 67 | 204.5 | 67 | 198.0 | 62 | | |
| 54 | | | 188.0 | 68 | | | | | | | | | 192.0 | 66 | 188.0 | 69 | 188.0 | 68 | 188.0 | 69 | 188.0 | 68 | 188.0 | 69 | 188.0 | 68 | 188.0 | 69 | 188.0 | 67 | 188.0 | 71 | 188.0 | 72 | | | | | | | | | | | 201.5 | 67 | 201.5 | 67 | 195.0 | 62 | | |
| 53 | | | 185.0 | 68 | | | | | | | | | 189.0 | 66 | 185.0 | 69 | 185.0 | 68 | 185.0 | 69 | 185.0 | 68 | 185.0 | 69 | 185.0 | 68 | 185.0 | 69 | 185.0 | 67 | 185.0 | 71 | 185.0 | 72 | | | | | | | | | | | 198.5 | 67 | 198.5 | 67 | 192.0 | 62 | | |
| 52 | | | 182.0 | 68 | | | | | | | | | 186.0 | 66 | 182.0 | 69 | 182.0 | 68 | 182.0 | 69 | 182.0 | 68 | 182.0 | 69 | 182.0 | 68 | 182.0 | 69 | 182.0 | 67 | 182.0 | 71 | 182.0 | 72 | 195.5 | 73 | | | | | | | | | 195.5 | 67 | 195.5 | 67 | 189.0 | 62 | | |
| 51 | | | 179.0 | 68 | | | | | | | | | 183.0 | 66 | 179.0 | 69 | 179.0 | 69 | 179.0 | 69 | 179.0 | 68 | 179.0 | 70 | 179.0 | 68 | 179.0 | 69 | 179.0 | 67 | 179.0 | 71 | 179.0 | 72 | 192.5 | 73 | | | | | | | | | 192.5 | 68 | 192.5 | 67 | 186.0 | 62 | | |
| 50 | | | 176.0 | 68 | | | | | | | | | 180.0 | 66 | 176.0 | 69 | 176.0 | 69 | 176.0 | 69 | 176.0 | 68 | 176.0 | 70 | 176.0 | 68 | 176.0 | 69 | 176.0 | 68 | 176.0 | 71 | 176.0 | 72 | 189.5 | 73 | | | | | | | | | 189.5 | 68 | 189.5 | 67 | 183.0 | 62 | | |
| 49 | 173.0 | 69 | 173.0 | 68 | | | | | | | 177.0 | 67 | 177.0 | 66 | 173.0 | 69 | 173.0 | 69 | 173.0 | 69 | 173.0 | 69 | 173.0 | 70 | 173.0 | 69 | 173.0 | 69 | 173.0 | 68 | 173.0 | 71 | 173.0 | 72 | 186.5 | 73 | 186.5 | 72 | 186.5 | 71 | 186.5 | 70 | 186.5 | 69 | 186.5 | 68 | 186.5 | 67 | 180.0 | 62 | | |
| 48 | 170.0 | 69 | 170.0 | 68 | | | | | | | 174.0 | 67 | 174.0 | 66 | 170.0 | 69 | 170.0 | 69 | 170.0 | 69 | 170.0 | 69 | 170.0 | 70 | 170.0 | 69 | 170.0 | 69 | 170.0 | 68 | 170.0 | 71 | 170.0 | 72 | 183.5 | 73 | 183.5 | 72 | 183.5 | 71 | 183.5 | 70 | 183.5 | 69 | 183.5 | 68 | 183.5 | 67 | 177.0 | 62 | | |
| 47 | 167.0 | 69 | 167.0 | 68 | | | | | | | 171.0 | 67 | 171.0 | 66 | 167.0 | 69 | 167.0 | 69 | 167.0 | 69 | 167.0 | 69 | 167.0 | 70 | 167.0 | 69 | 167.0 | 69 | 167.0 | 68 | 167.0 | 71 | 167.0 | 72 | 180.5 | 73 | 180.5 | 72 | 180.5 | 71 | 180.5 | 70 | 180.5 | 69 | 180.5 | 68 | 180.5 | 67 | 174.0 | 62 | | |
| 46 | 164.0 | 69 | 164.0 | 68 | 168.0 | 70 | 168.0 | 69 | 168.0 | 67 | 168.0 | 67 | 168.0 | 66 | 164.0 | 69 | 164.0 | 69 | 164.0 | 69 | 164.0 | 69 | 164.0 | 70 | 164.0 | 69 | 164.0 | 69 | 164.0 | 68 | 164.0 | 71 | 164.0 | 72 | 177.5 | 73 | 177.5 | 72 | 177.5 | 71 | 177.5 | 70 | 177.5 | 69 | 177.5 | 68 | 177.5 | 67 | 171.0 | 62 | | |
| 45 | 161.0 | 69 | 161.0 | 68 | 165.0 | 70 | 165.0 | 69 | 165.0 | 67 | 165.0 | 67 | 165.0 | 66 | 161.0 | 70 | 161.0 | 69 | 161.0 | 70 | 161.0 | 69 | 161.0 | 70 | 161.0 | 69 | 161.0 | 70 | 161.0 | 68 | 161.0 | 72 | 161.0 | 72 | 174.5 | 73 | 174.5 | 72 | 174.5 | 71 | 174.5 | 70 | 174.5 | 69 | 174.5 | 68 | 174.5 | 67 | 168.0 | 62 | | |
| 44 | 158.0 | 69 | 158.0 | 68 | 162.0 | 70 | 162.0 | 69 | 162.0 | 67 | 162.0 | 67 | 162.0 | 66 | 158.0 | 70 | 158.0 | 69 | 158.0 | 70 | 158.0 | 69 | 158.0 | 70 | 158.0 | 69 | 158.0 | 70 | 158.0 | 68 | 158.0 | 72 | 158.0 | 72 | 171.5 | 73 | 171.5 | 72 | 171.5 | 71 | 171.5 | 70 | 171.5 | 69 | 171.5 | 68 | 171.5 | 67 | 165.0 | 62 | | |
| 43 | 155.0 | 69 | 155.0 | 68 | 159.0 | 70 | 159.0 | 70 | 159.0 | 67 | 159.0 | 67 | 159.0 | 66 | 155.0 | 70 | 155.0 | 69 | 155.0 | 70 | 155.0 | 69 | 155.0 | 70 | 155.0 | 69 | 155.0 | 70 | 155.0 | 68 | 155.0 | 72 | 155.0 | 73 | 168.5 | 73 | 168.5 | 72 | 168.5 | 71 | 168.5 | 70 | 168.5 | 69 | 168.5 | 68 | 168.5 | 67 | 162.0 | 62 | | |
| 42 | 152.0 | 69 | 152.0 | 68 | 156.0 | 70 | 156.0 | 70 | 156.0 | 67 | 156.0 | 67 | 156.0 | 66 | 152.0 | 70 | 152.0 | 69 | 152.0 | 70 | 152.0 | 69 | 152.0 | 70 | 152.0 | 69 | 152.0 | 70 | 152.0 | 68 | 152.0 | 72 | 152.0 | 73 | 165.5 | 73 | 165.5 | 72 | 165.5 | 71 | 165.5 | 70 | 165.5 | 69 | 165.5 | 68 | 165.5 | 67 | 159.0 | 62 | | |
| 41 | 149.0 | 69 | 149.0 | 69 | 153.0 | 70 | 153.0 | 70 | 153.0 | 67 | 153.0 | 67 | 153.0 | 66 | 149.0 | 70 | 149.0 | 69 | 149.0 | 70 | 149.0 | 69 | 149.0 | 70 | 149.0 | 69 | 149.0 | 70 | 149.0 | 68 | 149.0 | 72 | 149.0 | 73 | 162.5 | 74 | 162.5 | 72 | 162.5 | 71 | 162.5 | 70 | 162.5 | 70 | 162.5 | 68 | 162.5 | 67 | 156.0 | 62 | | |
| 40 | 146.0 | 69 | 146.0 | 69 | 150.0 | 70 | 150.0 | 70 | 150.0 | 67 | 150.0 | 67 | 150.0 | 66 | 146.0 | 70 | 146.0 | 69 | 146.0 | 70 | 146.0 | 69 | 146.0 | 70 | 146.0 | 69 | 146.0 | 70 | 146.0 | 68 | 146.0 | 72 | 146.0 | 73 | 159.5 | 74 | 159.5 | 72 | 159.5 | 71 | 159.5 | 70 | 159.5 | 70 | 159.5 | 68 | 159.5 | 67 | 153.0 | 62 | | |
| 39 | 143.0 | 69 | 143.0 | 69 | 147.0 | 70 | 147.0 | 70 | 147.0 | 67 | 147.0 | 67 | 147.0 | 66 | 143.0 | 70 | 143.0 | 69 | 143.0 | 70 | 143.0 | 69 | 143.0 | 70 | 143.0 | 69 | 143.0 | 70 | 143.0 | 68 | 143.0 | 72 | 143.0 | 73 | 156.5 | 74 | 156.5 | 72 | 156.5 | 71 | 156.5 | 70 | 156.5 | 70 | 156.5 | 68 | 156.5 | 67 | 150.0 | 62 | | |
| 38 | 140.0 | 69 | 140.0 | 69 | 144.0 | 70 | 144.0 | 70 | 144.0 | 67 | 144.0 | 67 | 144.0 | 66 | 140.0 | 70 | 140.0 | 70 | 140.0 | 70 | 140.0 | 69 | 140.0 | 71 | 140.0 | 69 | 140.0 | 70 | 140.0 | 68 | 140.0 | 72 | 140.0 | 73 | 153.5 | 74 | 153.5 | 72 | 153.5 | 71 | 153.5 | 71 | 153.5 | 70 | 153.5 | 68 | 153.5 | 67 | 147.0 | 62 | | |
| 37 | 137.0 | 69 | 137.0 | 69 | 141.0 | 70 | 141.0 | 70 | 141.0 | 67 | 141.0 | 67 | 141.0 | 67 | 137.0 | 70 | 137.0 | 70 | 137.0 | 70 | 137.0 | 69 | 137.0 | 71 | 137.0 | 69 | 137.0 | 70 | 137.0 | 68 | 137.0 | 72 | 137.0 | 73 | 150.5 | 74 | 150.5 | 72 | 150.5 | 71 | 150.5 | 71 | 150.5 | 70 | 150.5 | 68 | 150.5 | 67 | 144.0 | 62 | | |
| 36 | 134.0 | 69 | 134.0 | 69 | 138.0 | 70 | 138.0 | 70 | 138.0 | 68 | 138.0 | 68 | 138.0 | 67 | 134.0 | 70 | 134.0 | 70 | 134.0 | 70 | 134.0 | 70 | 134.0 | 71 | 134.0 | 70 | 134.0 | 70 | 134.0 | 68 | 134.0 | 72 | 134.0 | 73 | 147.5 | 74 | 147.5 | 72 | 147.5 | 71 | 147.5 | 71 | 147.5 | 70 | 147.5 | 68 | 147.5 | 67 | 141.0 | 62 | | |
| 35 | 131.0 | 70 | 131.0 | 69 | 135.0 | 70 | 135.0 | 70 | 135.0 | 68 | 135.0 | 68 | 135.0 | 67 | 131.0 | 70 | 131.0 | 70 | 131.0 | 70 | 131.0 | 70 | 131.0 | 71 | 131.0 | 70 | 131.0 | 70 | 131.0 | 68 | 131.0 | 72 | 131.0 | 73 | 144.5 | 74 | 144.5 | 73 | 144.5 | 72 | 144.5 | 71 | 144.5 | 70 | 144.5 | 68 | 144.5 | 67 | 138.0 | 62 | | |
| 34 | 128.0 | 70 | 128.0 | 69 | 132.0 | 71 | 132.0 | 70 | 132.0 | 68 | 132.0 | 68 | 132.0 | 67 | 128.0 | 70 | 128.0 | 70 | 128.0 | 70 | 128.0 | 70 | 128.0 | 71 | 128.0 | 70 | 128.0 | 70 | 128.0 | 69 | 128.0 | 72 | 128.0 | 73 | 141.5 | 74 | 141.5 | 73 | 141.5 | 72 | 141.5 | 71 | 141.5 | 70 | 141.5 | 68 | 141.5 | 67 | 135.0 | 62 | | |
| 33 | 125.0 | 70 | 125.0 | 69 | 129.0 | 71 | 129.0 | 70 | 129.0 | 68 | 129.0 | 68 | 129.0 | 67 | 125.0 | 71 | 125.0 | 70 | 125.0 | 71 | 125.0 | 70 | 125.0 | 71 | 125.0 | 70 | 125.0 | 70 | 125.0 | 69 | 125.0 | 72 | 125.0 | 73 | 138.5 | 74 | 138.5 | 73 | 138.5 | 72 | 138.5 | 71 | 138.5 | 70 | 138.5 | 68 | 138.5 | 67 | 132.0 | 62 | | |
| 32 | 122.0 | 70 | 122.0 | 69 | 126.0 | 71 | 126.0 | 70 | 126.0 | 68 | 126.0 | 68 | 126.0 | 67 | 122.0 | 71 | 122.0 | 70 | 122.0 | 71 | 122.0 | 70 | 122.0 | 71 | 122.0 | 70 | 122.0 | 70 | 122.0 | 69 | 122.0 | 73 | 122.0 | 74 | 135.5 | 74 | 135.5 | 73 | 135.5 | 72 | 135.5 | 71 | 135.5 | 70 | 135.5 | 68 | 135.5 | 67 | 129.0 | 62 | | |
| 31 | 119.0 | 70 | 119.0 | 69 | 123.0 | 71 | 123.0 | 71 | 123.0 | 68 | 123.0 | 68 | 123.0 | 67 | 119.0 | 71 | 119.0 | 70 | 119.0 | 71 | 119.0 | 70 | 119.0 | 71 | 119.0 | 70 | 119.0 | 71 | 119.0 | 69 | 119.0 | 73 | 119.0 | 74 | 132.5 | 74 | 132.5 | 73 | 132.5 | 72 | 132.5 | 71 | 132.5 | 70 | 132.5 | 68 | 132.5 | 67 | 126.0 | 62 | | |
| 30 | 116.0 | 70 | 116.0 | 69 | 120.0 | 71 | 120.0 | 71 | 120.0 | 68 | 120.0 | 68 | 120.0 | 67 | 116.0 | 71 | 116.0 | 70 | 116.0 | 71 | 116.0 | 70 | 116.0 | 71 | 116.0 | 70 | 116.0 | 71 | 116.0 | 69 | 116.0 | 73 | 116.0 | 74 | 129.5 | 75 | 129.5 | 73 | 129.5 | 72 | 129.5 | 71 | 129.5 | 70 | 129.5 | 68 | 129.5 | 67 | 123.0 | 62 | | |
| 29 | 113.0 | 70 | 113.0 | 69 | 117.0 | 71 | 117.0 | 71 | 117.0 | 68 | 117.0 | 68 | 117.0 | 67 | 113.0 | 71 | 113.0 | 70 | 113.0 | 71 | 113.0 | 70 | 113.0 | 71 | 113.0 | 70 | 113.0 | 71 | 113.0 | 69 | 113.0 | 73 | 113.0 | 74 | 126.5 | 75 | 126.5 | 73 | 126.5 | 72 | 126.5 | 71 | 126.5 | 70 | 126.5 | 68 | 126.5 | 67 | 120.0 | 62 | | |
| 28 | 110.0 | 70 | 110.0 | 69 | 114.0 | 71 | 114.0 | 71 | 114.0 | 68 | 114.0 | 68 | 114.0 | 67 | 110.0 | 71 | 110.0 | 71 | 110.0 | 71 | 110.0 | 70 | 110.0 | 71 | 110.0 | 70 | 110.0 | 71 | 110.0 | 69 | 110.0 | 73 | 110.0 | 74 | 123.5 | 75 | 123.5 | 73 | 123.5 | 72 | 123.5 | 71 | 123.5 | 70 | 123.5 | 68 | 123.5 | 67 | 117.0 | 62 | | |
| 27 | 107.0 | 70 | 107.0 | 69 | 111.0 | 71 | 111.0 | 71 | 111.0 | 68 | 111.0 | 68 | 111.0 | 67 | 107.0 | 71 | 107.0 | 71 | 107.0 | 71 | 107.0 | 70 | 107.0 | 72 | 107.0 | 70 | 107.0 | 71 | 107.0 | 69 | 107.0 | 73 | 107.0 | 74 | 120.5 | 75 | 120.5 | 73 | 120.5 | 72 | 120.5 | 71 | 120.5 | 70 | 120.5 | 68 | 120.5 | 67 | 114.0 | 62 | | |
| 26 | 104.0 | 70 | 104.0 | 70 | 108.0 | 71 | 108.0 | 71 | 108.0 | 68 | 108.0 | 68 | 108.0 | 67 | 104.0 | 71 | 104.0 | 71 | 104.0 | 71 | 104.0 | 70 | 104.0 | 72 | 104.0 | 70 | 104.0 | 71 | 104.0 | 69 | 104.0 | 73 | 104.0 | 74 | 117.5 | 75 | 117.5 | 73 | 117.5 | 72 | 117.5 | 71 | 117.5 | 70 | 117.5 | 68 | 117.5 | 67 | 111.0 | 62 | | |
| 25 | 101.0 | 70 | 101.0 | 70 | 105.0 | 71 | 105.0 | 71 | 105.0 | 68 | 105.0 | 68 | 105.0 | 67 | 101.0 | 71 | 101.0 | 71 | 101.0 | 71 | 101.0 | 71 | 101.0 | 72 | 101.0 | 71 | 101.0 | 71 | 101.0 | 69 | 101.0 | 73 | 101.0 | 74 | 114.5 | 75 | 114.5 | 73 | 114.5 | 72 | 114.5 | 71 | 114.5 | 70 | 114.5 | 68 | 114.5 | 67 | 108.0 | 62 | | |
| 24 | 98.0 | 71 | 98.0 | 70 | 102.0 | 71 | 102.0 | 71 | 102.0 | 69 | 102.0 | 68 | 102.0 | 67 | 98.0 | 71 | 98.0 | 71 | 98.0 | 72 | 98.0 | 71 | 98.0 | 72 | 98.0 | 71 | 98.0 | 71 | 98.0 | 69 | 98.0 | 73 | 98.0 | 74 | 111.5 | 75 | 111.5 | 73 | 111.5 | 72 | 111.5 | 71 | 111.5 | 70 | 111.5 | 68 | 111.5 | 67 | 105.0 | 62 | | |
| 23 | 95.0 | 71 | 95.0 | 70 | 99.0 | 71 | 99.0 | 71 | 99.0 | 69 | 99.0 | 68 | 99.0 | 67 | 95.0 | 72 | 95.0 | 71 | 95.0 | 72 | 95.0 | 71 | 95.0 | 72 | 95.0 | 71 | 95.0 | 71 | 95.0 | 69 | 95.0 | 73 | 95.0 | 74 | 108.5 | 75 | 108.5 | 73 | 108.5 | 72 | 108.5 | 71 | 108.5 | 70 | 108.5 | 68 | 108.5 | 67 | 102.0 | 62 | | |
| 22 | 92.0 | 71 | 92.0 | 70 | 96.0 | 72 | 96.0 | 71 | 96.0 | 69 | 96.0 | 69 | 96.0 | 67 | 92.0 | 72 | 92.0 | 71 | 92.0 | 72 | 92.0 | 71 | 92.0 | 72 | 92.0 | 71 | 92.0 | 71 | 92.0 | 69 | 92.0 | 74 | 92.0 | 75 | 105.5 | 75 | 105.5 | 74 | 105.5 | 72 | 105.5 | 72 | 105.5 | 70 | 105.5 | 68 | 105.5 | 67 | 99.0 | 62 | | |
| 21 | 89.0 | 71 | 89.0 | 70 | 93.0 | 72 | 93.0 | 72 | 93.0 | 69 | 93.0 | 69 | 93.0 | 67 | 89.0 | 72 | 89.0 | 71 | 89.0 | 72 | 89.0 | 71 | 89.0 | 72 | 89.0 | 71 | 89.0 | 71 | 89.0 | 69 | 89.0 | 74 | 89.0 | 75 | 102.5 | 75 | 102.5 | 74 | 102.5 | 73 | 102.5 | 72 | 102.5 | 70 | 102.5 | 68 | 102.5 | 67 | 96.0 | 62 | | |
| 20 | 86.0 | 71 | 86.0 | 70 | 90.0 | 72 | 90.0 | 72 | 90.0 | 69 | 90.0 | 69 | 90.0 | 67 | 86.0 | 72 | 86.0 | 72 | 86.0 | 72 | 86.0 | 71 | 86.0 | 72 | 86.0 | 71 | 86.0 | 72 | 86.0 | 70 | 86.0 | 74 | 86.0 | 75 | 99.5 | 76 | 99.5 | 74 | 99.5 | 73 | 99.5 | 72 | 99.5 | 70 | 99.5 | 68 | 99.5 | 67 | 93.0 | 62 | | |
| 19 | 83.0 | 71 | 83.0 | 70 | 87.0 | 72 | 87.0 | 72 | 87.0 | 69 | 87.0 | 69 | 87.0 | 68 | 83.0 | 72 | 83.0 | 72 | 83.0 | 72 | 83.0 | 71 | 83.0 | 72 | 83.0 | 71 | 83.0 | 72 | 83.0 | 70 | 83.0 | 74 | 83.0 | 75 | 96.5 | 76 | 96.5 | 74 | 96.5 | 73 | 96.5 | 72 | 96.5 | 70 | 96.5 | 68 | 96.5 | 67 | 90.0 | 62 | | |
| 18 | 80.0 | 71 | 80.0 | 70 | 84.0 | 72 | 84.0 | 72 | 84.0 | 69 | 84.0 | 69 | 84.0 | 68 | 80.0 | 72 | 80.0 | 72 | 80.0 | 72 | 80.0 | 71 | 80.0 | 73 | 80.0 | 71 | 80.0 | 72 | 80.0 | 70 | 80.0 | 74 | 80.0 | 75 | 93.5 | 76 | 93.5 | 74 | 93.5 | 73 | 93.5 | 72 | 93.5 | 70 | 93.5 | 69 | 93.5 | 67 | 87.0 | 62 | | |
| 17 | 77.0 | 71 | 77.0 | 70 | 81.0 | 72 | 81.0 | 72 | 81.0 | 69 | 81.0 | 69 | 81.0 | 68 | 77.0 | 72 | 77.0 | 72 | 77.0 | 72 | 77.0 | 72 | 77.0 | 73 | 77.0 | 71 | 77.0 | 72 | 77.0 | 70 | 77.0 | 74 | 77.0 | 75 | 90.5 | 76 | 90.5 | 74 | 90.5 | 73 | 90.5 | 72 | 90.5 | 70 | 90.5 | 69 | 90.5 | 67 | 84.0 | 62 | | |
| 16 | 74.0 | 71 | 74.0 | 70 | 78.0 | 72 | 78.0 | 72 | 78.0 | 69 | 78.0 | 69 | 78.0 | 67 | 74.0 | 73 | 74.0 | 72 | 74.0 | 73 | 74.0 | 72 | 74.0 | 73 | 74.0 | 71 | 74.0 | 72 | 74.0 | 70 | 74.0 | 74 | 74.0 | 75 | 87.5 | 76 | 87.5 | 74 | 87.5 | 73 | 87.5 | 72 | 87.5 | 70 | 87.5 | 69 | 87.5 | 67 | 81.0 | 62 | | |
| 15 | 71.0 | 71 | 71.0 | 70 | 75.0 | 72 | 75.0 | 72 | 75.0 | 69 | 75.0 | 69 | 75.0 | 67 | 71.0 | 73 | 71.0 | 72 | 71.0 | 73 | 71.0 | 72 | 71.0 | 73 | 71.0 | 72 | 71.0 | 72 | 71.0 | 70 | 71.0 | 74 | 71.0 | 75 | 84.5 | 76 | 84.5 | 74 | 84.5 | 73 | 84.5 | 72 | 84.5 | 70 | 84.5 | 69 | 84.5 | 67 | 78.0 | 62 | | |
| 14 | 68.0 | 72 | 68.0 | 70 | 72.0 | 72 | 72.0 | 72 | 72.0 | 69 | 72.0 | 69 | 72.0 | 67 | 68.0 | 73 | 68.0 | 72 | 68.0 | 73 | 68.0 | 72 | 68.0 | 73 | 68.0 | 72 | 68.0 | 72 | 68.0 | 70 | 68.0 | 74 | 68.0 | 76 | 81.5 | 76 | 81.5 | 74 | 81.5 | 73 | 81.5 | 72 | 81.5 | 70 | 81.5 | 69 | 81.5 | 67 | 75.0 | 62 | | |
| 13 | 65.0 | 72 | 65.0 | 70 | 69.0 | 73 | 69.0 | 73 | 69.0 | 69 | 69.0 | 69 | 69.0 | 67 | 65.0 | 73 | 65.0 | 73 | 65.0 | 73 | 65.0 | 72 | 65.0 | 73 | 65.0 | 72 | 65.0 | 72 | 65.0 | 70 | 65.0 | 74 | 65.0 | 76 | 78.5 | 76 | 78.5 | 74 | 78.5 | 73 | 78.5 | 72 | 78.5 | 70 | 78.5 | 69 | 78.5 | 67 | 72.0 | 62 | | |
| 12 | 62.0 | 72 | 62.0 | 70 | 66.0 | 73 | 66.0 | 73 | 66.0 | 69 | 66.0 | 68 | 66.0 | 67 | 62.0 | 73 | 62.0 | 73 | 62.0 | 73 | 62.0 | 72 | 62.0 | 73 | 62.0 | 72 | 62.0 | 72 | 62.0 | 70 | 62.0 | 74 | 62.0 | 76 | 75.5 | 77 | 75.5 | 75 | 75.5 | 73 | 75.5 | 72 | 75.5 | 70 | 75.5 | 69 | 75.5 | 67 | 69.0 | 62 | | |
| 11 | 59.0 | 72 | 59.0 | 71 | 63.0 | 73 | 63.0 | 73 | 63.0 | 69 | 63.0 | 68 | 63.0 | 67 | 59.0 | 73 | 59.0 | 73 | 59.0 | 73 | 59.0 | 72 | 59.0 | 73 | 59.0 | 72 | 59.0 | 72 | 59.0 | 70 | 59.0 | 75 | 59.0 | 76 | 72.5 | 77 | 72.5 | 75 | 72.5 | 73 | 72.5 | 72 | 72.5 | 70 | 72.5 | 69 | 72.5 | 67 | 66.0 | 62 | | |
| 10 | 56.0 | 72 | 56.0 | 71 | 60.0 | 73 | 60.0 | 73 | 60.0 | 69 | 60.0 | 68 | 60.0 | 66 | 56.0 | 73 | 56.0 | 73 | 56.0 | 74 | 56.0 | 73 | 56.0 | 74 | 56.0 | 72 | 56.0 | 72 | 56.0 | 70 | 56.0 | 75 | 56.0 | 76 | 69.5 | 77 | 69.5 | 75 | 69.5 | 73 | 69.5 | 72 | 69.5 | 70 | 69.5 | 69 | 69.5 | 67 | 63.0 | 62 | | |
| 9 | 53.0 | 72 | 53.0 | 71 | 57.0 | 73 | 57.0 | 73 | 57.0 | 69 | 57.0 | 67 | 57.0 | 66 | 53.0 | 74 | 53.0 | 73 | 53.0 | 74 | 53.0 | 73 | 53.0 | 74 | 53.0 | 72 | 53.0 | 72 | 53.0 | 70 | 53.0 | 75 | 53.0 | 76 | 66.5 | 77 | 66.5 | 75 | 66.5 | 73 | 66.5 | 72 | 66.5 | 70 | 66.5 | 69 | 66.5 | 67 | 60.0 | 62 | | |
| 8 | 50.0 | 72 | 50.0 | 71 | 54.0 | 73 | 54.0 | 73 | 54.0 | 69 | 54.0 | 67 | 54.0 | 65 | 50.0 | 74 | 50.0 | 74 | 50.0 | 74 | 50.0 | 73 | 50.0 | 74 | 50.0 | 72 | 50.0 | 72 | 50.0 | 70 | 50.0 | 74 | 50.0 | 76 | 63.5 | 77 | 63.5 | 75 | 63.5 | 74 | 63.5 | 72 | 63.5 | 70 | 63.5 | 69 | 63.5 | 68 | 57.0 | 62 | | |
| 7 | 47.0 | 72 | 47.0 | 71 | 51.0 | 73 | 51.0 | 73 | 51.0 | 68 | 51.0 | 66 | 51.0 | 65 | 47.0 | 74 | 47.0 | 74 | 47.0 | 74 | 47.0 | 73 | 47.0 | 74 | 47.0 | 72 | 47.0 | 72 | 47.0 | 70 | 47.0 | 74 | 47.0 | 76 | 60.5 | 77 | 60.5 | 75 | 60.5 | 74 | 60.5 | 72 | 60.5 | 70 | 60.5 | 69 | 60.5 | 68 | 54.0 | 62 | | |
| 6 | 44.0 | 72 | 44.0 | 71 | 48.0 | 74 | 48.0 | 74 | 48.0 | 68 | 48.0 | 65 | 48.0 | 64 | 44.0 | 74 | 44.0 | 74 | 44.0 | 74 | 44.0 | 73 | 44.0 | 74 | 44.0 | 72 | 44.0 | 71 | 44.0 | 70 | 44.0 | 74 | 44.0 | 76 | 57.5 | 77 | 57.5 | 75 | 57.5 | 74 | 57.5 | 72 | 57.5 | 70 | 57.5 | 69 | 57.5 | 68 | 51.0 | 62 | 25.0 | 67 |
| 5 | 41.0 | 72 | 41.0 | 71 | 45.0 | 74 | 45.0 | 74 | 45.0 | 67 | 45.0 | 64 | 45.0 | 63 | 41.0 | 74 | 41.0 | 74 | 41.0 | 74 | 41.0 | 73 | 41.0 | 74 | 41.0 | 72 | 41.0 | 71 | 41.0 | 70 | 41.0 | 74 | 41.0 | 76 | 54.5 | 78 | 54.5 | 75 | 54.5 | 74 | 54.5 | 73 | 54.5 | 70 | 54.5 | 69 | 54.5 | 68 | 48.0 | 62 | 21.0 | 67 |
| 4 | 38.0 | 72 | 38.0 | 71 | 42.0 | 74 | 42.0 | 74 | 42.0 | 65 | 42.0 | 63 | 42.0 | 62 | 38.0 | 75 | 38.0 | 74 | 38.0 | 75 | 38.0 | 73 | 38.0 | 74 | 38.0 | 71 | 38.0 | 70 | 38.0 | 70 | 38.0 | 74 | 38.0 | 76 | 51.5 | 78 | 51.5 | 75 | 51.5 | 74 | 51.5 | 73 | 51.5 | 70 | 51.5 | 69 | 51.5 | 68 | 45.0 | 62 | 17.0 | 67 |
| 3 | 35.0 | 73 | 35.0 | 71 | 39.0 | 74 | 39.0 | 74 | 39.0 | 64 | 39.0 | 62 | 39.0 | 62 | 35.0 | 75 | 35.0 | 75 | 35.0 | 75 | 35.0 | 74 | 35.0 | 74 | 35.0 | 70 | 35.0 | 70 | 35.0 | 70 | 35.0 | 74 | 35.0 | 75 | 48.5 | 78 | 48.5 | 75 | 48.5 | 74 | 48.5 | 73 | 48.5 | 70 | 48.5 | 69 | 48.5 | 68 | 42.0 | 62 | 13.0 | 68 |
| 2 | 32.0 | 73 | 32.0 | 71 | 36.0 | 74 | 36.0 | 73 | 36.0 | 61 | 36.0 | 61 | 36.0 | 61 | 32.0 | 75 | 32.0 | 75 | 32.0 | 75 | 32.0 | 73 | 32.0 | 73 | 32.0 | 69 | 32.0 | 69 | 32.0 | 70 | 32.0 | 73 | 32.0 | 72 | 45.5 | 78 | 45.5 | 75 | 45.5 | 74 | 45.5 | 73 | 45.5 | 70 | 45.5 | 69 | 45.5 | 67 | 39.0 | 62 | 9.0 | 68 |
| 1 | 29.0 | 73 | 29.0 | 71 | 33.0 | 74 | 33.0 | 72 | 33.0 | 59 | 33.0 | 61 | 33.0 | 61 | 29.0 | 75 | 29.0 | 75 | 29.0 | 74 | 29.0 | 73 | 29.0 | 71 | 29.0 | 68 | 29.0 | 68 | 29.0 | 69 | 29.0 | 72 | 29.0 | 69 | 42.5 | 78 | 42.5 | 75 | 42.5 | 74 | 42.5 | 72 | 42.5 | 70 | 42.5 | 68 | 42.5 | 67 | 36.0 | 62 | 5.0 | 68 |
| Max | | 73 | | 71 | | 74 | | 74 | | 69 | | 69 | | 68 | | 75 | | 75 | | 75 | | 74 | | 74 | | 72 | | 72 | | 70 | | 75 | | 76 | | 78 | | 75 | | 74 | | 73 | | 70 | | 69 | | 68 | | 62 | | 68 |
| Min | | 69 | | 68 | | 70 | | 69 | | 59 | | 61 | | 61 | | 69 | | 68 | | 69 | | 68 | | 69 | | 68 | | 68 | | 67 | | 71 | | 69 | | 73 | | 72 | | 71 | | 70 | | 69 | | 67 | | 67 | | 62 | | 67 |

# Appendix 6.15a

Noise Impacts on the NSRs (Without Project Scenario at Year 2036)

| Floor | mPD | R2 | mPD | R3 | mPD | R6 | mPD | R7 | mPD | R8 | mPD | R9 | mPD | R10 | mPD | R12 | mPD | R13 | mPD | R14 | mPD | R15 | mPD | R16 | mPD | R17 | mPD | R18 | mPD | R22 | mPD | R23 | mPD | R24 | mPD | R25 | mPD | R26 | mPD | R27 | mPD | R28 | mPD | R29 | mPD | R30 | mPD | R31 | mPD | R32 | mPD | R33 |
|---|---|---|---|---|---|---|---|---|---|---|---|---|---|---|---|---|---|---|---|---|---|---|---|---|---|---|---|---|---|---|---|---|---|---|---|---|---|---|---|---|---|---|---|---|---|---|---|---|---|---|---|---|
| 57 | | | | | | | | | | | | | | | | | | | | | | | 197.0 | 51 | 197.0 | 0 | 197.0 | 26 | | | | | | | | | | | | | | | | | | | | | | | | |
| 56 | | | | | | | | | | | | | | | | | | | | | | | 194.0 | 51 | 194.0 | 0 | 194.0 | 24 | 194.0 | 45 | 194.0 | 29 | 194.0 | 38 | | | | | | | | | | | | | | | | | | |
| 55 | | | | | | | | | | | 195.0 | 60 | 191.0 | 61 | 191.0 | 0 | 191.0 | 55 | 191.0 | 0 | 191.0 | 51 | 191.0 | 0 | 191.0 | 22 | 191.0 | 45 | 191.0 | 29 | 191.0 | 38 | | | | | | | | | | | 204.5 | 0 | 204.5 | 0 | 198.0 | 0 | | |
| 54 | | | 188.0 | 65 | | | | | | | 192.0 | 60 | 188.0 | 61 | 188.0 | 0 | 188.0 | 55 | 188.0 | 0 | 188.0 | 51 | 188.0 | 0 | 188.0 | 20 | 188.0 | 45 | 188.0 | 29 | 188.0 | 38 | | | | | | | | | | | 201.5 | 0 | 201.5 | 0 | 195.0 | 0 | | |
| 53 | | | 185.0 | 65 | | | | | | | 189.0 | 60 | 185.0 | 62 | 185.0 | 0 | 185.0 | 55 | 185.0 | 0 | 185.0 | 51 | 185.0 | 0 | 185.0 | 19 | 185.0 | 45 | 185.0 | 29 | 185.0 | 38 | | | | | | | | | | | 198.5 | 0 | 198.5 | 0 | 192.0 | 0 | | |
| 52 | | | 182.0 | 65 | | | | | | | 186.0 | 60 | 182.0 | 62 | 182.0 | 0 | 182.0 | 55 | 182.0 | 0 | 182.0 | 51 | 182.0 | 0 | 182.0 | 19 | 182.0 | 45 | 182.0 | 29 | 182.0 | 38 | 195.5 | 0 | | | | | | | | | 195.5 | 0 | 195.5 | 0 | 189.0 | 0 | | |
| 51 | | | 179.0 | 65 | | | | | | | 183.0 | 60 | 179.0 | 62 | 179.0 | 0 | 179.0 | 55 | 179.0 | 0 | 179.0 | 51 | 179.0 | 0 | 179.0 | 19 | 179.0 | 45 | 179.0 | 29 | 179.0 | 38 | 192.5 | 0 | | | | | | | | | 192.5 | 0 | 192.5 | 0 | 186.0 | 0 | | |
| 50 | | | 176.0 | 65 | | | | | | | 180.0 | 60 | 176.0 | 62 | 176.0 | 0 | 176.0 | 55 | 176.0 | 0 | 176.0 | 51 | 176.0 | 0 | 176.0 | 19 | 176.0 | 45 | 176.0 | 29 | 176.0 | 38 | 189.5 | 0 | | | | | | | | | 189.5 | 0 | 189.5 | 0 | 183.0 | 0 | | |
| 49 | 173.0 | 67 | 173.0 | 65 | | | | | | | 177.0 | 59 | 177.0 | 60 | 173.0 | 62 | 173.0 | 0 | 173.0 | 55 | 173.0 | 0 | 173.0 | 51 | 173.0 | 0 | 173.0 | 19 | 173.0 | 45 | 173.0 | 29 | 173.0 | 38 | 186.5 | 0 | 186.5 | 0 | 186.5 | 0 | 186.5 | 0 | 186.5 | 0 | 186.5 | 0 | 180.0 | 0 | | |
| 48 | 170.0 | 67 | 170.0 | 65 | | | | | | | 174.0 | 59 | 174.0 | 60 | 170.0 | 62 | 170.0 | 0 | 170.0 | 55 | 170.0 | 0 | 170.0 | 51 | 170.0 | 0 | 170.0 | 19 | 170.0 | 45 | 170.0 | 30 | 170.0 | 38 | 183.5 | 0 | 183.5 | 0 | 183.5 | 0 | 183.5 | 0 | 183.5 | 0 | 183.5 | 0 | 177.0 | 0 | | |
| 47 | 167.0 | 67 | 167.0 | 66 | | | | | | | 171.0 | 59 | 171.0 | 60 | 167.0 | 62 | 167.0 | 0 | 167.0 | 55 | 167.0 | 0 | 167.0 | 51 | 167.0 | 0 | 167.0 | 19 | 167.0 | 45 | 167.0 | 30 | 167.0 | 38 | 180.5 | 0 | 180.5 | 0 | 180.5 | 0 | 180.5 | 0 | 180.5 | 0 | 180.5 | 0 | 174.0 | 0 | | |
| 46 | 164.0 | 67 | 164.0 | 66 | 168.0 | 67 | 168.0 | 62 | 168.0 | 48 | 168.0 | 59 | 168.0 | 60 | 164.0 | 62 | 164.0 | 0 | 164.0 | 55 | 164.0 | 0 | 164.0 | 51 | 164.0 | 0 | 164.0 | 19 | 164.0 | 45 | 164.0 | 30 | 164.0 | 38 | 177.5 | 0 | 177.5 | 0 | 177.5 | 0 | 177.5 | 0 | 177.5 | 0 | 177.5 | 0 | 171.0 | 0 | | |
| 45 | 161.0 | 67 | 161.0 | 66 | 165.0 | 67 | 165.0 | 62 | 165.0 | 48 | 165.0 | 59 | 165.0 | 60 | 161.0 | 62 | 161.0 | 0 | 161.0 | 55 | 161.0 | 0 | 161.0 | 51 | 161.0 | 0 | 161.0 | 19 | 161.0 | 45 | 161.0 | 30 | 161.0 | 38 | 174.5 | 0 | 174.5 | 0 | 174.5 | 0 | 174.5 | 0 | 174.5 | 0 | 174.5 | 0 | 168.0 | 0 | | |
| 44 | 158.0 | 67 | 158.0 | 66 | 162.0 | 67 | 162.0 | 62 | 162.0 | 48 | 162.0 | 59 | 162.0 | 60 | 158.0 | 62 | 158.0 | 0 | 158.0 | 55 | 158.0 | 0 | 158.0 | 51 | 158.0 | 0 | 158.0 | 19 | 158.0 | 45 | 158.0 | 30 | 158.0 | 38 | 171.5 | 0 | 171.5 | 0 | 171.5 | 0 | 171.5 | 0 | 171.5 | 0 | 171.5 | 0 | 165.0 | 0 | | |
| 43 | 155.0 | 67 | 155.0 | 66 | 159.0 | 67 | 159.0 | 62 | 159.0 | 48 | 159.0 | 59 | 159.0 | 60 | 155.0 | 62 | 155.0 | 0 | 155.0 | 55 | 155.0 | 0 | 155.0 | 51 | 155.0 | 0 | 155.0 | 20 | 155.0 | 45 | 155.0 | 30 | 155.0 | 39 | 168.5 | 0 | 168.5 | 0 | 168.5 | 0 | 168.5 | 0 | 168.5 | 0 | 168.5 | 0 | 162.0 | 0 | | |
| 42 | 152.0 | 68 | 152.0 | 66 | 156.0 | 67 | 156.0 | 62 | 156.0 | 48 | 156.0 | 59 | 156.0 | 60 | 152.0 | 62 | 152.0 | 0 | 152.0 | 55 | 152.0 | 0 | 152.0 | 51 | 152.0 | 0 | 152.0 | 20 | 152.0 | 45 | 152.0 | 30 | 152.0 | 39 | 165.5 | 0 | 165.5 | 0 | 165.5 | 0 | 165.5 | 0 | 165.5 | 0 | 165.5 | 0 | 159.0 | 0 | | |
| 41 | 149.0 | 68 | 149.0 | 66 | 153.0 | 67 | 153.0 | 63 | 153.0 | 48 | 153.0 | 59 | 153.0 | 60 | 149.0 | 62 | 149.0 | 0 | 149.0 | 55 | 149.0 | 0 | 149.0 | 51 | 149.0 | 0 | 149.0 | 20 | 149.0 | 45 | 149.0 | 30 | 149.0 | 39 | 162.5 | 0 | 162.5 | 0 | 162.5 | 0 | 162.5 | 0 | 162.5 | 0 | 162.5 | 0 | 156.0 | 0 | | |
| 40 | 146.0 | 68 | 146.0 | 66 | 150.0 | 67 | 150.0 | 63 | 150.0 | 48 | 150.0 | 59 | 150.0 | 60 | 146.0 | 62 | 146.0 | 0 | 146.0 | 55 | 146.0 | 0 | 146.0 | 51 | 146.0 | 0 | 146.0 | 20 | 146.0 | 45 | 146.0 | 30 | 146.0 | 39 | 159.5 | 0 | 159.5 | 0 | 159.5 | 0 | 159.5 | 0 | 159.5 | 0 | 159.5 | 0 | 153.0 | 0 | | |
| 39 | 143.0 | 68 | 143.0 | 66 | 147.0 | 67 | 147.0 | 63 | 147.0 | 48 | 147.0 | 59 | 147.0 | 60 | 143.0 | 62 | 143.0 | 0 | 143.0 | 56 | 143.0 | 0 | 143.0 | 51 | 143.0 | 0 | 143.0 | 20 | 143.0 | 45 | 143.0 | 30 | 143.0 | 39 | 156.5 | 0 | 156.5 | 0 | 156.5 | 0 | 156.5 | 0 | 156.5 | 0 | 156.5 | 0 | 150.0 | 0 | | |
| 38 | 140.0 | 68 | 140.0 | 66 | 144.0 | 67 | 144.0 | 63 | 144.0 | 48 | 144.0 | 59 | 144.0 | 60 | 140.0 | 62 | 140.0 | 0 | 140.0 | 56 | 140.0 | 0 | 140.0 | 51 | 140.0 | 0 | 140.0 | 20 | 140.0 | 45 | 140.0 | 30 | 140.0 | 39 | 153.5 | 0 | 153.5 | 0 | 153.5 | 0 | 153.5 | 0 | 153.5 | 0 | 153.5 | 0 | 147.0 | 0 | | |
| 37 | 137.0 | 68 | 137.0 | 66 | 141.0 | 67 | 141.0 | 63 | 141.0 | 48 | 141.0 | 59 | 141.0 | 60 | 137.0 | 62 | 137.0 | 0 | 137.0 | 56 | 137.0 | 0 | 137.0 | 51 | 137.0 | 0 | 137.0 | 20 | 137.0 | 45 | 137.0 | 30 | 137.0 | 39 | 150.5 | 0 | 150.5 | 0 | 150.5 | 0 | 150.5 | 0 | 150.5 | 0 | 150.5 | 0 | 144.0 | 0 | | |
| 36 | 134.0 | 68 | 134.0 | 66 | 138.0 | 67 | 138.0 | 63 | 138.0 | 49 | 138.0 | 59 | 138.0 | 60 | 134.0 | 62 | 134.0 | 0 | 134.0 | 56 | 134.0 | 0 | 134.0 | 52 | 134.0 | 0 | 134.0 | 20 | 134.0 | 45 | 134.0 | 30 | 134.0 | 39 | 147.5 | 0 | 147.5 | 0 | 147.5 | 0 | 147.5 | 0 | 147.5 | 0 | 147.5 | 0 | 141.0 | 0 | | |
| 35 | 131.0 | 68 | 131.0 | 66 | 135.0 | 67 | 135.0 | 63 | 135.0 | 49 | 135.0 | 59 | 135.0 | 60 | 131.0 | 62 | 131.0 | 0 | 131.0 | 56 | 131.0 | 0 | 131.0 | 52 | 131.0 | 0 | 131.0 | 20 | 131.0 | 45 | 131.0 | 31 | 131.0 | 39 | 144.5 | 0 | 144.5 | 0 | 144.5 | 0 | 144.5 | 0 | 144.5 | 0 | 144.5 | 0 | 138.0 | 0 | | |
| 34 | 128.0 | 68 | 128.0 | 66 | 132.0 | 67 | 132.0 | 63 | 132.0 | 49 | 132.0 | 59 | 132.0 | 60 | 128.0 | 62 | 128.0 | 0 | 128.0 | 56 | 128.0 | 0 | 128.0 | 52 | 128.0 | 0 | 128.0 | 20 | 128.0 | 45 | 128.0 | 31 | 128.0 | 39 | 141.5 | 0 | 141.5 | 0 | 141.5 | 0 | 141.5 | 0 | 141.5 | 0 | 141.5 | 0 | 135.0 | 0 | | |
| 33 | 125.0 | 68 | 125.0 | 67 | 129.0 | 67 | 129.0 | 63 | 129.0 | 49 | 129.0 | 59 | 129.0 | 61 | 125.0 | 62 | 125.0 | 0 | 125.0 | 56 | 125.0 | 0 | 125.0 | 52 | 125.0 | 0 | 125.0 | 20 | 125.0 | 45 | 125.0 | 31 | 125.0 | 39 | 138.5 | 0 | 138.5 | 0 | 138.5 | 0 | 138.5 | 0 | 138.5 | 0 | 138.5 | 0 | 132.0 | 0 | | |
| 32 | 122.0 | 68 | 122.0 | 67 | 126.0 | 67 | 126.0 | 63 | 126.0 | 49 | 126.0 | 59 | 126.0 | 61 | 122.0 | 62 | 122.0 | 0 | 122.0 | 56 | 122.0 | 0 | 122.0 | 52 | 122.0 | 0 | 122.0 | 20 | 122.0 | 45 | 122.0 | 31 | 122.0 | 40 | 135.5 | 0 | 135.5 | 0 | 135.5 | 0 | 135.5 | 0 | 135.5 | 0 | 135.5 | 0 | 129.0 | 0 | | |
| 31 | 119.0 | 68 | 119.0 | 67 | 123.0 | 68 | 123.0 | 63 | 123.0 | 49 | 123.0 | 59 | 123.0 | 61 | 119.0 | 62 | 119.0 | 0 | 119.0 | 56 | 119.0 | 0 | 119.0 | 52 | 119.0 | 0 | 119.0 | 20 | 119.0 | 46 | 119.0 | 31 | 119.0 | 40 | 132.5 | 0 | 132.5 | 0 | 132.5 | 0 | 132.5 | 0 | 132.5 | 0 | 132.5 | 0 | 126.0 | 0 | | |
| 30 | 116.0 | 69 | 116.0 | 67 | 120.0 | 68 | 120.0 | 63 | 120.0 | 49 | 120.0 | 60 | 120.0 | 61 | 116.0 | 62 | 116.0 | 0 | 116.0 | 56 | 116.0 | 0 | 116.0 | 52 | 116.0 | 0 | 116.0 | 20 | 116.0 | 46 | 116.0 | 31 | 116.0 | 40 | 129.5 | 0 | 129.5 | 0 | 129.5 | 0 | 129.5 | 0 | 129.5 | 0 | 129.5 | 0 | 123.0 | 0 | | |
| 29 | 113.0 | 69 | 113.0 | 67 | 117.0 | 68 | 117.0 | 63 | 117.0 | 49 | 117.0 | 60 | 117.0 | 61 | 113.0 | 62 | 113.0 | 0 | 113.0 | 56 | 113.0 | 0 | 113.0 | 52 | 113.0 | 0 | 113.0 | 20 | 113.0 | 46 | 113.0 | 31 | 113.0 | 40 | 126.5 | 0 | 126.5 | 0 | 126.5 | 0 | 126.5 | 0 | 126.5 | 0 | 126.5 | 0 | 120.0 | 0 | | |
| 28 | 110.0 | 69 | 110.0 | 67 | 114.0 | 68 | 114.0 | 63 | 114.0 | 49 | 114.0 | 60 | 114.0 | 61 | 110.0 | 62 | 110.0 | 0 | 110.0 | 56 | 110.0 | 0 | 110.0 | 52 | 110.0 | 0 | 110.0 | 20 | 110.0 | 46 | 110.0 | 31 | 110.0 | 40 | 123.5 | 0 | 123.5 | 0 | 123.5 | 0 | 123.5 | 0 | 123.5 | 0 | 123.5 | 0 | 117.0 | 0 | | |
| 27 | 107.0 | 69 | 107.0 | 67 | 111.0 | 68 | 111.0 | 63 | 111.0 | 49 | 111.0 | 60 | 111.0 | 61 | 107.0 | 62 | 107.0 | 0 | 107.0 | 56 | 107.0 | 0 | 107.0 | 52 | 107.0 | 0 | 107.0 | 20 | 107.0 | 46 | 107.0 | 31 | 107.0 | 40 | 120.5 | 0 | 120.5 | 0 | 120.5 | 0 | 120.5 | 0 | 120.5 | 0 | 120.5 | 0 | 114.0 | 0 | | |
| 26 | 104.0 | 69 | 104.0 | 67 | 108.0 | 68 | 108.0 | 63 | 108.0 | 49 | 108.0 | 60 | 108.0 | 61 | 104.0 | 62 | 104.0 | 0 | 104.0 | 56 | 104.0 | 0 | 104.0 | 52 | 104.0 | 0 | 104.0 | 20 | 104.0 | 46 | 104.0 | 31 | 104.0 | 40 | 117.5 | 0 | 117.5 | 0 | 117.5 | 0 | 117.5 | 0 | 117.5 | 0 | 117.5 | 0 | 111.0 | 0 | | |
| 25 | 101.0 | 69 | 101.0 | 67 | 105.0 | 68 | 105.0 | 63 | 105.0 | 49 | 105.0 | 60 | 105.0 | 61 | 101.0 | 62 | 101.0 | 0 | 101.0 | 56 | 101.0 | 0 | 101.0 | 52 | 101.0 | 0 | 101.0 | 20 | 101.0 | 46 | 101.0 | 31 | 101.0 | 40 | 114.5 | 0 | 114.5 | 0 | 114.5 | 0 | 114.5 | 0 | 114.5 | 0 | 114.5 | 0 | 108.0 | 0 | | |
| 24 | 98.0 | 69 | 98.0 | 67 | 102.0 | 68 | 102.0 | 63 | 102.0 | 50 | 102.0 | 60 | 102.0 | 61 | 98.0 | 62 | 98.0 | 0 | 98.0 | 56 | 98.0 | 0 | 98.0 | 52 | 98.0 | 0 | 98.0 | 20 | 98.0 | 46 | 98.0 | 32 | 98.0 | 40 | 111.5 | 0 | 111.5 | 0 | 111.5 | 0 | 111.5 | 0 | 111.5 | 0 | 111.5 | 0 | 105.0 | 0 | | |
| 23 | 95.0 | 69 | 95.0 | 67 | 99.0 | 68 | 99.0 | 63 | 99.0 | 50 | 99.0 | 60 | 99.0 | 61 | 95.0 | 62 | 95.0 | 0 | 95.0 | 56 | 95.0 | 0 | 95.0 | 52 | 95.0 | 0 | 95.0 | 20 | 95.0 | 46 | 95.0 | 32 | 95.0 | 40 | 108.5 | 0 | 108.5 | 0 | 108.5 | 0 | 108.5 | 0 | 108.5 | 0 | 108.5 | 0 | 102.0 | 0 | | |
| 22 | 92.0 | 69 | 92.0 | 67 | 96.0 | 68 | 96.0 | 64 | 96.0 | 50 | 96.0 | 60 | 96.0 | 61 | 92.0 | 62 | 92.0 | 0 | 92.0 | 56 | 92.0 | 0 | 92.0 | 52 | 92.0 | 0 | 92.0 | 20 | 92.0 | 46 | 92.0 | 32 | 92.0 | 41 | 105.5 | 0 | 105.5 | 0 | 105.5 | 0 | 105.5 | 0 | 105.5 | 0 | 105.5 | 0 | 99.0 | 0 | | |
| 21 | 89.0 | 70 | 89.0 | 67 | 93.0 | 68 | 93.0 | 64 | 93.0 | 50 | 93.0 | 60 | 93.0 | 61 | 89.0 | 62 | 89.0 | 0 | 89.0 | 56 | 89.0 | 0 | 89.0 | 52 | 89.0 | 0 | 89.0 | 20 | 89.0 | 46 | 89.0 | 32 | 89.0 | 41 | 102.5 | 0 | 102.5 | 0 | 102.5 | 0 | 102.5 | 0 | 102.5 | 0 | 102.5 | 0 | 96.0 | 0 | | |
| 20 | 86.0 | 70 | 86.0 | 67 | 90.0 | 68 | 90.0 | 64 | 90.0 | 50 | 90.0 | 60 | 90.0 | 61 | 86.0 | 62 | 86.0 | 0 | 86.0 | 56 | 86.0 | 0 | 86.0 | 52 | 86.0 | 0 | 86.0 | 20 | 86.0 | 46 | 86.0 | 32 | 86.0 | 41 | 99.5 | 0 | 99.5 | 0 | 99.5 | 0 | 99.5 | 0 | 99.5 | 0 | 99.5 | 0 | 93.0 | 0 | | |
| 19 | 83.0 | 70 | 83.0 | 68 | 87.0 | 68 | 87.0 | 64 | 87.0 | 50 | 87.0 | 60 | 87.0 | 61 | 83.0 | 62 | 83.0 | 0 | 83.0 | 56 | 83.0 | 0 | 83.0 | 52 | 83.0 | 0 | 83.0 | 20 | 83.0 | 46 | 83.0 | 32 | 83.0 | 41 | 96.5 | 0 | 96.5 | 0 | 96.5 | 0 | 96.5 | 0 | 96.5 | 0 | 96.5 | 0 | 90.0 | 0 | | |
| 18 | 80.0 | 70 | 80.0 | 68 | 84.0 | 68 | 84.0 | 64 | 84.0 | 50 | 84.0 | 60 | 84.0 | 61 | 80.0 | 62 | 80.0 | 0 | 80.0 | 56 | 80.0 | 0 | 80.0 | 52 | 80.0 | 0 | 80.0 | 20 | 80.0 | 46 | 80.0 | 32 | 80.0 | 41 | 93.5 | 0 | 93.5 | 0 | 93.5 | 0 | 93.5 | 0 | 93.5 | 0 | 93.5 | 0 | 87.0 | 0 | | |
| 17 | 77.0 | 70 | 77.0 | 68 | 81.0 | 68 | 81.0 | 64 | 81.0 | 50 | 81.0 | 60 | 81.0 | 61 | 77.0 | 62 | 77.0 | 0 | 77.0 | 56 | 77.0 | 0 | 77.0 | 52 | 77.0 | 0 | 77.0 | 20 | 77.0 | 46 | 77.0 | 32 | 77.0 | 41 | 90.5 | 0 | 90.5 | 0 | 90.5 | 0 | 90.5 | 0 | 90.5 | 0 | 90.5 | 0 | 84.0 | 0 | | |
| 16 | 74.0 | 70 | 74.0 | 68 | 78.0 | 68 | 78.0 | 64 | 78.0 | 50 | 78.0 | 60 | 78.0 | 61 | 74.0 | 62 | 74.0 | 0 | 74.0 | 56 | 74.0 | 0 | 74.0 | 52 | 74.0 | 0 | 74.0 | 20 | 74.0 | 46 | 74.0 | 32 | 74.0 | 41 | 87.5 | 0 | 87.5 | 0 | 87.5 | 0 | 87.5 | 0 | 87.5 | 0 | 87.5 | 0 | 81.0 | 0 | | |
| 15 | 71.0 | 70 | 71.0 | 68 | 75.0 | 68 | 75.0 | 64 | 75.0 | 50 | 75.0 | 60 | 75.0 | 61 | 71.0 | 62 | 71.0 | 0 | 71.0 | 56 | 71.0 | 0 | 71.0 | 52 | 71.0 | 0 | 71.0 | 20 | 71.0 | 46 | 71.0 | 32 | 71.0 | 41 | 84.5 | 0 | 84.5 | 0 | 84.5 | 0 | 84.5 | 0 | 84.5 | 0 | 84.5 | 0 | 78.0 | 0 | | |
| 14 | 68.0 | 70 | 68.0 | 68 | 72.0 | 68 | 72.0 | 64 | 72.0 | 50 | 72.0 | 60 | 72.0 | 61 | 68.0 | 62 | 68.0 | 0 | 68.0 | 56 | 68.0 | 0 | 68.0 | 52 | 68.0 | 0 | 68.0 | 20 | 68.0 | 46 | 68.0 | 32 | 68.0 | 42 | 81.5 | 0 | 81.5 | 0 | 81.5 | 0 | 81.5 | 0 | 81.5 | 0 | 81.5 | 0 | 75.0 | 0 | | |
| 13 | 65.0 | 71 | 65.0 | 68 | 69.0 | 68 | 69.0 | 64 | 69.0 | 50 | 69.0 | 60 | 69.0 | 61 | 65.0 | 62 | 65.0 | 0 | 65.0 | 56 | 65.0 | 0 | 65.0 | 52 | 65.0 | 0 | 65.0 | 20 | 65.0 | 46 | 65.0 | 33 | 65.0 | 42 | 78.5 | 0 | 78.5 | 0 | 78.5 | 0 | 78.5 | 0 | 78.5 | 0 | 78.5 | 0 | 72.0 | 0 | | |
| 12 | 62.0 | 71 | 62.0 | 68 | 66.0 | 68 | 66.0 | 64 | 66.0 | 50 | 66.0 | 60 | 66.0 | 61 | 62.0 | 63 | 62.0 | 0 | 62.0 | 56 | 62.0 | 0 | 62.0 | 52 | 62.0 | 0 | 62.0 | 20 | 62.0 | 46 | 62.0 | 33 | 62.0 | 42 | 75.5 | 0 | 75.5 | 0 | 75.5 | 0 | 75.5 | 0 | 75.5 | 0 | 75.5 | 0 | 69.0 | 0 | | |
| 11 | 59.0 | 71 | 59.0 | 68 | 63.0 | 69 | 63.0 | 64 | 63.0 | 50 | 63.0 | 60 | 63.0 | 61 | 59.0 | 63 | 59.0 | 0 | 59.0 | 56 | 59.0 | 0 | 59.0 | 52 | 59.0 | 0 | 59.0 | 20 | 59.0 | 46 | 59.0 | 33 | 59.0 | 42 | 72.5 | 0 | 72.5 | 0 | 72.5 | 0 | 72.5 | 0 | 72.5 | 0 | 72.5 | 0 | 66.0 | 0 | | |
| 10 | 56.0 | 71 | 56.0 | 68 | 60.0 | 69 | 60.0 | 64 | 60.0 | 50 | 60.0 | 60 | 60.0 | 61 | 56.0 | 63 | 56.0 | 0 | 56.0 | 56 | 56.0 | 0 | 56.0 | 52 | 56.0 | 0 | 56.0 | 20 | 56.0 | 46 | 56.0 | 33 | 56.0 | 42 | 69.5 | 0 | 69.5 | 0 | 69.5 | 0 | 69.5 | 0 | 69.5 | 0 | 69.5 | 0 | 63.0 | 0 | | |
| 9 | 53.0 | 71 | 53.0 | 68 | 57.0 | 69 | 57.0 | 64 | 57.0 | 50 | 57.0 | 60 | 57.0 | 61 | 53.0 | 63 | 53.0 | 0 | 53.0 | 56 | 53.0 | 0 | 53.0 | 52 | 53.0 | 0 | 53.0 | 20 | 53.0 | 46 | 53.0 | 33 | 53.0 | 42 | 66.5 | 0 | 66.5 | 0 | 66.5 | 0 | 66.5 | 0 | 66.5 | 0 | 66.5 | 0 | 60.0 | 0 | | |
| 8 | 50.0 | 71 | 50.0 | 68 | 54.0 | 69 | 54.0 | 64 | 54.0 | 50 | 54.0 | 60 | 54.0 | 61 | 50.0 | 63 | 50.0 | 0 | 50.0 | 56 | 50.0 | 0 | 50.0 | 52 | 50.0 | 0 | 50.0 | 20 | 50.0 | 46 | 50.0 | 33 | 50.0 | 42 | 63.5 | 0 | 63.5 | 0 | 63.5 | 0 | 63.5 | 0 | 63.5 | 0 | 63.5 | 0 | 57.0 | 0 | | |
| 7 | 47.0 | 71 | 47.0 | 68 | 51.0 | 69 | 51.0 | 65 | 51.0 | 49 | 51.0 | 60 | 51.0 | 61 | 47.0 | 63 | 47.0 | 0 | 47.0 | 56 | 47.0 | 0 | 47.0 | 52 | 47.0 | 0 | 47.0 | 20 | 47.0 | 46 | 47.0 | 33 | 47.0 | 42 | 60.5 | 0 | 60.5 | 0 | 60.5 | 0 | 60.5 | 0 | 60.5 | 0 | 60.5 | 0 | 54.0 | 0 | | |
| 6 | 44.0 | 71 | 44.0 | 69 | 48.0 | 69 | 48.0 | 65 | 48.0 | 49 | 48.0 | 60 | 48.0 | 61 | 44.0 | 63 | 44.0 | 0 | 44.0 | 56 | 44.0 | 0 | 44.0 | 52 | 44.0 | 0 | 44.0 | 20 | 44.0 | 46 | 44.0 | 32 | 44.0 | 43 | 57.5 | 0 | 57.5 | 0 | 57.5 | 0 | 57.5 | 0 | 57.5 | 0 | 57.5 | 0 | 51.0 | 0 | 25.0 | 58 |
| 5 | 41.0 | 72 | 41.0 | 69 | 45.0 | 69 | 45.0 | 65 | 45.0 | 48 | 45.0 | 60 | 45.0 | 61 | 41.0 | 63 | 41.0 | 0 | 41.0 | 56 | 41.0 | 0 | 41.0 | 52 | 41.0 | 0 | 41.0 | 20 | 41.0 | 46 | 41.0 | 31 | 41.0 | 43 | 54.5 | 0 | 54.5 | 0 | 54.5 | 0 | 54.5 | 0 | 54.5 | 0 | 54.5 | 0 | 48.0 | 0 | 21.0 | 58 |
| 4 | 38.0 | 72 | 38.0 | 69 | 42.0 | 69 | 42.0 | 65 | 42.0 | 46 | 42.0 | 60 | 42.0 | 61 | 38.0 | 63 | 38.0 | 0 | 38.0 | 56 | 38.0 | 0 | 38.0 | 52 | 38.0 | 0 | 38.0 | 20 | 38.0 | 46 | 38.0 | 29 | 38.0 | 43 | 51.5 | 0 | 51.5 | 0 | 51.5 | 0 | 51.5 | 0 | 51.5 | 0 | 51.5 | 0 | 45.0 | 0 | 17.0 | 58 |
| 3 | 35.0 | 72 | 35.0 | 69 | 39.0 | 69 | 39.0 | 65 | 39.0 | 43 | 39.0 | 60 | 39.0 | 61 | 35.0 | 63 | 35.0 | 0 | 35.0 | 56 | 35.0 | 0 | 35.0 | 52 | 35.0 | 0 | 35.0 | 20 | 35.0 | 46 | 35.0 | 26 | 35.0 | 43 | 48.5 | 0 | 48.5 | 0 | 48.5 | 0 | 48.5 | 0 | 48.5 | 0 | 48.5 | 0 | 42.0 | 0 | 13.0 | 58 |
| 2 | 32.0 | 72 | 32.0 | 69 | 36.0 | 69 | 36.0 | 65 | 36.0 | 42 | 36.0 | 60 | 36.0 | 60 | 32.0 | 63 | 32.0 | 0 | 32.0 | 56 | 32.0 | 0 | 32.0 | 52 | 32.0 | 0 | 32.0 | 20 | 32.0 | 46 | 32.0 | 24 | 32.0 | 43 | 45.5 | 0 | 45.5 | 0 | 45.5 | 0 | 45.5 | 0 | 45.5 | 0 | 45.5 | 0 | 39.0 | 0 | 9.0 | 58 |
| 1 | 29.0 | 72 | 29.0 | 69 | 33.0 | 69 | 33.0 | 65 | 33.0 | 40 | 33.0 | 60 | 33.0 | 60 | 29.0 | 63 | 29.0 | 0 | 29.0 | 56 | 29.0 | 0 | 29.0 | 52 | 29.0 | 0 | 29.0 | 20 | 29.0 | 45 | 29.0 | 22 | 29.0 | 41 | 42.5 | 0 | 42.5 | 0 | 42.5 | 0 | 42.5 | 0 | 42.5 | 0 | 42.5 | 0 | 36.0 | 0 | 5.0 | 58 |
| Max | | 72 | | 69 | | 69 | | 65 | | 50 | | 60 | | 61 | | 63 | | 0 | | 56 | | 0 | | 52 | | 0 | | 26 | | 46 | | 33 | | 43 | | 0 | | 0 | | 0 | | 0 | | 0 | | 0 | | 58 |
| Min | | 67 | | 65 | | 67 | | 62 | | 40 | | 59 | | 60 | | 61 | | 0 | | 55 | | 0 | | 51 | | 0 | | 19 | | 45 | | 22 | | 38 | | 0 | | 0 | | 0 | | 0 | | 0 | | 0 | | 58 |

# Appendix 6.15b

Noise Impacts on the NSRs (Without Project Scenario at Year 2015)

| Floor | mPD | R2 | mPD | R3 | mPD | R6 | mPD | R7 | mPD | R8 | mPD | R9 | mPD | R10 | mPD | R12 | mPD | R13 | mPD | R14 | mPD | R15 | mPD | R16 | mPD | R17 | mPD | R18 | mPD | R22 | mPD | R23 | mPD | R24 | mPD | R25 | mPD | R26 | mPD | R27 | mPD | R28 | mPD | R29 | mPD | R30 | mPD | R31 | mPD | R32 | mPD | R33 |
|---|---|---|---|---|---|---|---|---|---|---|---|---|---|---|---|---|---|---|---|---|---|---|---|---|---|---|---|---|---|---|---|---|---|---|---|---|---|---|---|---|---|---|---|---|---|---|---|---|---|---|---|---|
| 57 | | | | | | | | | | | | | | | | | | | | | | | 197.0 | 49 | 197.0 | 0 | 197.0 | 24 | | | | | | | | | | | | | | | | | | | | | | | | |
| 56 | | | | | | | | | | | | | | | | | | | | | | | 194.0 | 49 | 194.0 | 0 | 194.0 | 22 | 194.0 | 42 | 194.0 | 23 | 194.0 | 32 | | | | | | | | | | | | | | | | |
| 55 | | | | | | | | | | | 195.0 | 57 | 191.0 | 59 | 191.0 | 0 | 191.0 | 53 | 191.0 | 0 | 191.0 | 49 | 191.0 | 0 | 191.0 | 20 | 191.0 | 42 | 191.0 | 24 | 191.0 | 32 | | | | | | | | | 204.5 | 0 | 204.5 | 0 | 198.0 | 0 | | |
| 54 | | | 188.0 | 63 | | | | | | | 192.0 | 57 | 188.0 | 59 | 188.0 | 0 | 188.0 | 53 | 188.0 | 0 | 188.0 | 49 | 188.0 | 0 | 188.0 | 18 | 188.0 | 42 | 188.0 | 24 | 188.0 | 32 | | | | | | | | | 201.5 | 0 | 201.5 | 0 | 195.0 | 0 | | |
| 53 | | | 185.0 | 63 | | | | | | | 189.0 | 57 | 185.0 | 59 | 185.0 | 0 | 185.0 | 53 | 185.0 | 0 | 185.0 | 49 | 185.0 | 0 | 185.0 | 17 | 185.0 | 42 | 185.0 | 24 | 185.0 | 32 | | | | | | | | | 198.5 | 0 | 198.5 | 0 | 192.0 | 0 | | |
| 52 | | | 182.0 | 63 | | | | | | | 186.0 | 57 | 182.0 | 59 | 182.0 | 0 | 182.0 | 53 | 182.0 | 0 | 182.0 | 49 | 182.0 | 0 | 182.0 | 17 | 182.0 | 42 | 182.0 | 24 | 182.0 | 32 | 195.5 | 0 | | | | | | | 195.5 | 0 | 195.5 | 0 | 189.0 | 0 | | |
| 51 | | | 179.0 | 63 | | | | | | | 183.0 | 58 | 179.0 | 59 | 179.0 | 0 | 179.0 | 53 | 179.0 | 0 | 179.0 | 49 | 179.0 | 0 | 179.0 | 17 | 179.0 | 42 | 179.0 | 24 | 179.0 | 32 | 192.5 | 0 | | | | | | | 192.5 | 0 | 192.5 | 0 | 186.0 | 0 | | |
| 50 | | | 176.0 | 63 | | | | | | | 180.0 | 58 | 176.0 | 59 | 176.0 | 0 | 176.0 | 53 | 176.0 | 0 | 176.0 | 49 | 176.0 | 0 | 176.0 | 17 | 176.0 | 42 | 176.0 | 24 | 176.0 | 32 | 189.5 | 0 | | | | | | | 189.5 | 0 | 189.5 | 0 | 183.0 | 0 | | |
| 49 | 173.0 | 64 | 173.0 | 63 | | | | | 177.0 | 56 | 177.0 | 58 | 173.0 | 59 | 173.0 | 0 | 173.0 | 53 | 173.0 | 0 | 173.0 | 49 | 173.0 | 0 | 173.0 | 17 | 173.0 | 42 | 173.0 | 24 | 173.0 | 32 | 186.5 | 0 | 186.5 | 0 | 186.5 | 0 | 186.5 | 0 | 186.5 | 0 | 186.5 | 0 | 180.0 | 0 | | |
| 48 | 170.0 | 65 | 170.0 | 63 | | | | | 174.0 | 56 | 174.0 | 58 | 170.0 | 59 | 170.0 | 0 | 170.0 | 53 | 170.0 | 0 | 170.0 | 49 | 170.0 | 0 | 170.0 | 17 | 170.0 | 42 | 170.0 | 24 | 170.0 | 32 | 183.5 | 0 | 183.5 | 0 | 183.5 | 0 | 183.5 | 0 | 183.5 | 0 | 183.5 | 0 | 177.0 | 0 | | |
| 47 | 167.0 | 65 | 167.0 | 63 | | | | | 171.0 | 56 | 171.0 | 58 | 167.0 | 59 | 167.0 | 0 | 167.0 | 53 | 167.0 | 0 | 167.0 | 49 | 167.0 | 0 | 167.0 | 17 | 167.0 | 42 | 167.0 | 24 | 167.0 | 33 | 180.5 | 0 | 180.5 | 0 | 180.5 | 0 | 180.5 | 0 | 180.5 | 0 | 180.5 | 0 | 174.0 | 0 | | |
| 46 | 164.0 | 65 | 164.0 | 63 | 168.0 | 64 | 168.0 | 60 | 168.0 | 44 | 168.0 | 56 | 168.0 | 58 | 164.0 | 59 | 164.0 | 0 | 164.0 | 53 | 164.0 | 0 | 164.0 | 49 | 164.0 | 0 | 164.0 | 17 | 164.0 | 42 | 164.0 | 24 | 164.0 | 33 | 177.5 | 0 | 177.5 | 0 | 177.5 | 0 | 177.5 | 0 | 177.5 | 0 | 171.0 | 0 | | |
| 45 | 161.0 | 65 | 161.0 | 63 | 165.0 | 64 | 165.0 | 60 | 165.0 | 44 | 165.0 | 56 | 165.0 | 58 | 161.0 | 59 | 161.0 | 0 | 161.0 | 53 | 161.0 | 0 | 161.0 | 49 | 161.0 | 0 | 161.0 | 17 | 161.0 | 42 | 161.0 | 24 | 161.0 | 33 | 174.5 | 0 | 174.5 | 0 | 174.5 | 0 | 174.5 | 0 | 174.5 | 0 | 168.0 | 0 | | |
| 44 | 158.0 | 65 | 158.0 | 63 | 162.0 | 64 | 162.0 | 60 | 162.0 | 44 | 162.0 | 56 | 162.0 | 58 | 158.0 | 59 | 158.0 | 0 | 158.0 | 53 | 158.0 | 0 | 158.0 | 49 | 158.0 | 0 | 158.0 | 17 | 158.0 | 42 | 158.0 | 24 | 158.0 | 33 | 171.5 | 0 | 171.5 | 0 | 171.5 | 0 | 171.5 | 0 | 171.5 | 0 | 165.0 | 0 | | |
| 43 | 155.0 | 65 | 155.0 | 63 | 159.0 | 64 | 159.0 | 60 | 159.0 | 44 | 159.0 | 56 | 159.0 | 58 | 155.0 | 59 | 155.0 | 0 | 155.0 | 53 | 155.0 | 0 | 155.0 | 49 | 155.0 | 0 | 155.0 | 17 | 155.0 | 42 | 155.0 | 24 | 155.0 | 33 | 168.5 | 0 | 168.5 | 0 | 168.5 | 0 | 168.5 | 0 | 168.5 | 0 | 162.0 | 0 | | |
| 42 | 152.0 | 65 | 152.0 | 63 | 156.0 | 64 | 156.0 | 60 | 156.0 | 44 | 156.0 | 56 | 156.0 | 58 | 152.0 | 59 | 152.0 | 0 | 152.0 | 53 | 152.0 | 0 | 152.0 | 49 | 152.0 | 0 | 152.0 | 17 | 152.0 | 42 | 152.0 | 24 | 152.0 | 33 | 165.5 | 0 | 165.5 | 0 | 165.5 | 0 | 165.5 | 0 | 165.5 | 0 | 159.0 | 0 | | |
| 41 | 149.0 | 65 | 149.0 | 63 | 153.0 | 65 | 153.0 | 60 | 153.0 | 44 | 153.0 | 57 | 153.0 | 58 | 149.0 | 59 | 149.0 | 0 | 149.0 | 53 | 149.0 | 0 | 149.0 | 49 | 149.0 | 0 | 149.0 | 17 | 149.0 | 42 | 149.0 | 24 | 149.0 | 33 | 162.5 | 0 | 162.5 | 0 | 162.5 | 0 | 162.5 | 0 | 162.5 | 0 | 156.0 | 0 | | |
| 40 | 146.0 | 65 | 146.0 | 63 | 150.0 | 65 | 150.0 | 60 | 150.0 | 44 | 150.0 | 57 | 150.0 | 58 | 146.0 | 59 | 146.0 | 0 | 146.0 | 53 | 146.0 | 0 | 146.0 | 49 | 146.0 | 0 | 146.0 | 17 | 146.0 | 42 | 146.0 | 25 | 146.0 | 33 | 159.5 | 0 | 159.5 | 0 | 159.5 | 0 | 159.5 | 0 | 159.5 | 0 | 153.0 | 0 | | |
| 39 | 143.0 | 65 | 143.0 | 64 | 147.0 | 65 | 147.0 | 60 | 147.0 | 45 | 147.0 | 57 | 147.0 | 58 | 143.0 | 59 | 143.0 | 0 | 143.0 | 53 | 143.0 | 0 | 143.0 | 49 | 143.0 | 0 | 143.0 | 17 | 143.0 | 42 | 143.0 | 25 | 143.0 | 33 | 156.5 | 0 | 156.5 | 0 | 156.5 | 0 | 156.5 | 0 | 156.5 | 0 | 150.0 | 0 | | |
| 38 | 140.0 | 65 | 140.0 | 64 | 144.0 | 65 | 144.0 | 60 | 144.0 | 45 | 144.0 | 57 | 144.0 | 58 | 140.0 | 59 | 140.0 | 0 | 140.0 | 53 | 140.0 | 0 | 140.0 | 49 | 140.0 | 0 | 140.0 | 17 | 140.0 | 42 | 140.0 | 25 | 140.0 | 33 | 153.5 | 0 | 153.5 | 0 | 153.5 | 0 | 153.5 | 0 | 153.5 | 0 | 147.0 | 0 | | |
| 37 | 137.0 | 65 | 137.0 | 64 | 141.0 | 65 | 141.0 | 60 | 141.0 | 45 | 141.0 | 57 | 141.0 | 58 | 137.0 | 59 | 137.0 | 0 | 137.0 | 53 | 137.0 | 0 | 137.0 | 49 | 137.0 | 0 | 137.0 | 17 | 137.0 | 42 | 137.0 | 25 | 137.0 | 33 | 150.5 | 0 | 150.5 | 0 | 150.5 | 0 | 150.5 | 0 | 150.5 | 0 | 144.0 | 0 | | |
| 36 | 134.0 | 65 | 134.0 | 64 | 138.0 | 65 | 138.0 | 60 | 138.0 | 45 | 138.0 | 57 | 138.0 | 58 | 134.0 | 59 | 134.0 | 0 | 134.0 | 53 | 134.0 | 0 | 134.0 | 49 | 134.0 | 0 | 134.0 | 17 | 134.0 | 42 | 134.0 | 25 | 134.0 | 33 | 147.5 | 0 | 147.5 | 0 | 147.5 | 0 | 147.5 | 0 | 147.5 | 0 | 141.0 | 0 | | |
| 35 | 131.0 | 66 | 131.0 | 64 | 135.0 | 65 | 135.0 | 60 | 135.0 | 45 | 135.0 | 57 | 135.0 | 58 | 131.0 | 59 | 131.0 | 0 | 131.0 | 53 | 131.0 | 0 | 131.0 | 49 | 131.0 | 0 | 131.0 | 17 | 131.0 | 42 | 131.0 | 25 | 131.0 | 34 | 144.5 | 0 | 144.5 | 0 | 144.5 | 0 | 144.5 | 0 | 144.5 | 0 | 138.0 | 0 | | |
| 34 | 128.0 | 66 | 128.0 | 64 | 132.0 | 65 | 132.0 | 60 | 132.0 | 45 | 132.0 | 57 | 132.0 | 58 | 128.0 | 59 | 128.0 | 0 | 128.0 | 53 | 128.0 | 0 | 128.0 | 49 | 128.0 | 0 | 128.0 | 17 | 128.0 | 42 | 128.0 | 25 | 128.0 | 34 | 141.5 | 0 | 141.5 | 0 | 141.5 | 0 | 141.5 | 0 | 141.5 | 0 | 135.0 | 0 | | |
| 33 | 125.0 | 66 | 125.0 | 64 | 129.0 | 65 | 129.0 | 60 | 129.0 | 45 | 129.0 | 57 | 129.0 | 58 | 125.0 | 59 | 125.0 | 0 | 125.0 | 53 | 125.0 | 0 | 125.0 | 49 | 125.0 | 0 | 125.0 | 17 | 125.0 | 42 | 125.0 | 25 | 125.0 | 34 | 138.5 | 0 | 138.5 | 0 | 138.5 | 0 | 138.5 | 0 | 138.5 | 0 | 132.0 | 0 | | |
| 32 | 122.0 | 66 | 122.0 | 64 | 126.0 | 65 | 126.0 | 60 | 126.0 | 45 | 126.0 | 57 | 126.0 | 58 | 122.0 | 59 | 122.0 | 0 | 122.0 | 53 | 122.0 | 0 | 122.0 | 49 | 122.0 | 0 | 122.0 | 17 | 122.0 | 42 | 122.0 | 25 | 122.0 | 34 | 135.5 | 0 | 135.5 | 0 | 135.5 | 0 | 135.5 | 0 | 135.5 | 0 | 129.0 | 0 | | |
| 31 | 119.0 | 66 | 119.0 | 64 | 123.0 | 65 | 123.0 | 60 | 123.0 | 45 | 123.0 | 57 | 123.0 | 58 | 119.0 | 59 | 119.0 | 0 | 119.0 | 53 | 119.0 | 0 | 119.0 | 49 | 119.0 | 0 | 119.0 | 17 | 119.0 | 42 | 119.0 | 25 | 119.0 | 34 | 132.5 | 0 | 132.5 | 0 | 132.5 | 0 | 132.5 | 0 | 132.5 | 0 | 126.0 | 0 | | |
| 30 | 116.0 | 66 | 116.0 | 64 | 120.0 | 65 | 120.0 | 60 | 120.0 | 45 | 120.0 | 57 | 120.0 | 58 | 116.0 | 59 | 116.0 | 0 | 116.0 | 53 | 116.0 | 0 | 116.0 | 49 | 116.0 | 0 | 116.0 | 17 | 116.0 | 42 | 116.0 | 25 | 116.0 | 34 | 129.5 | 0 | 129.5 | 0 | 129.5 | 0 | 129.5 | 0 | 129.5 | 0 | 123.0 | 0 | | |
| 29 | 113.0 | 66 | 113.0 | 64 | 117.0 | 65 | 117.0 | 61 | 117.0 | 45 | 117.0 | 57 | 117.0 | 58 | 113.0 | 59 | 113.0 | 0 | 113.0 | 53 | 113.0 | 0 | 113.0 | 49 | 113.0 | 0 | 113.0 | 17 | 113.0 | 42 | 113.0 | 25 | 113.0 | 34 | 126.5 | 0 | 126.5 | 0 | 126.5 | 0 | 126.5 | 0 | 126.5 | 0 | 120.0 | 0 | | |
| 28 | 110.0 | 66 | 110.0 | 64 | 114.0 | 65 | 114.0 | 61 | 114.0 | 45 | 114.0 | 57 | 114.0 | 58 | 110.0 | 59 | 110.0 | 0 | 110.0 | 53 | 110.0 | 0 | 110.0 | 49 | 110.0 | 0 | 110.0 | 17 | 110.0 | 42 | 110.0 | 26 | 110.0 | 34 | 123.5 | 0 | 123.5 | 0 | 123.5 | 0 | 123.5 | 0 | 123.5 | 0 | 117.0 | 0 | | |
| 27 | 107.0 | 66 | 107.0 | 64 | 111.0 | 65 | 111.0 | 61 | 111.0 | 45 | 111.0 | 57 | 111.0 | 58 | 107.0 | 59 | 107.0 | 0 | 107.0 | 53 | 107.0 | 0 | 107.0 | 49 | 107.0 | 0 | 107.0 | 17 | 107.0 | 42 | 107.0 | 26 | 107.0 | 34 | 120.5 | 0 | 120.5 | 0 | 120.5 | 0 | 120.5 | 0 | 120.5 | 0 | 114.0 | 0 | | |
| 26 | 104.0 | 66 | 104.0 | 64 | 108.0 | 65 | 108.0 | 61 | 108.0 | 46 | 108.0 | 57 | 108.0 | 58 | 104.0 | 59 | 104.0 | 0 | 104.0 | 53 | 104.0 | 0 | 104.0 | 49 | 104.0 | 0 | 104.0 | 17 | 104.0 | 42 | 104.0 | 26 | 104.0 | 34 | 117.5 | 0 | 117.5 | 0 | 117.5 | 0 | 117.5 | 0 | 117.5 | 0 | 111.0 | 0 | | |
| 25 | 101.0 | 67 | 101.0 | 65 | 105.0 | 65 | 105.0 | 61 | 105.0 | 46 | 105.0 | 57 | 105.0 | 58 | 101.0 | 59 | 101.0 | 0 | 101.0 | 53 | 101.0 | 0 | 101.0 | 49 | 101.0 | 0 | 101.0 | 17 | 101.0 | 42 | 101.0 | 26 | 101.0 | 35 | 114.5 | 0 | 114.5 | 0 | 114.5 | 0 | 114.5 | 0 | 114.5 | 0 | 108.0 | 0 | | |
| 24 | 98.0 | 67 | 98.0 | 65 | 102.0 | 65 | 102.0 | 61 | 102.0 | 46 | 102.0 | 57 | 102.0 | 58 | 98.0 | 59 | 98.0 | 0 | 98.0 | 54 | 98.0 | 0 | 98.0 | 49 | 98.0 | 0 | 98.0 | 17 | 98.0 | 42 | 98.0 | 26 | 98.0 | 35 | 111.5 | 0 | 111.5 | 0 | 111.5 | 0 | 111.5 | 0 | 111.5 | 0 | 105.0 | 0 | | |
| 23 | 95.0 | 67 | 95.0 | 65 | 99.0 | 65 | 99.0 | 61 | 99.0 | 46 | 99.0 | 57 | 99.0 | 58 | 95.0 | 59 | 95.0 | 0 | 95.0 | 54 | 95.0 | 0 | 95.0 | 49 | 95.0 | 0 | 95.0 | 17 | 95.0 | 42 | 95.0 | 26 | 95.0 | 35 | 108.5 | 0 | 108.5 | 0 | 108.5 | 0 | 108.5 | 0 | 108.5 | 0 | 102.0 | 0 | | |
| 22 | 92.0 | 67 | 92.0 | 65 | 96.0 | 65 | 96.0 | 61 | 96.0 | 46 | 96.0 | 57 | 96.0 | 58 | 92.0 | 60 | 92.0 | 0 | 92.0 | 54 | 92.0 | 0 | 92.0 | 49 | 92.0 | 0 | 92.0 | 18 | 92.0 | 42 | 92.0 | 26 | 92.0 | 35 | 105.5 | 0 | 105.5 | 0 | 105.5 | 0 | 105.5 | 0 | 105.5 | 0 | 99.0 | 0 | | |
| 21 | 89.0 | 67 | 89.0 | 65 | 93.0 | 65 | 93.0 | 61 | 93.0 | 46 | 93.0 | 57 | 93.0 | 58 | 89.0 | 60 | 89.0 | 0 | 89.0 | 54 | 89.0 | 0 | 89.0 | 49 | 89.0 | 0 | 89.0 | 18 | 89.0 | 42 | 89.0 | 26 | 89.0 | 35 | 102.5 | 0 | 102.5 | 0 | 102.5 | 0 | 102.5 | 0 | 102.5 | 0 | 96.0 | 0 | | |
| 20 | 86.0 | 67 | 86.0 | 65 | 90.0 | 65 | 90.0 | 61 | 90.0 | 46 | 90.0 | 57 | 90.0 | 58 | 86.0 | 60 | 86.0 | 0 | 86.0 | 54 | 86.0 | 0 | 86.0 | 49 | 86.0 | 0 | 86.0 | 18 | 86.0 | 42 | 86.0 | 26 | 86.0 | 35 | 99.5 | 0 | 99.5 | 0 | 99.5 | 0 | 99.5 | 0 | 99.5 | 0 | 93.0 | 0 | | |
| 19 | 83.0 | 67 | 83.0 | 65 | 87.0 | 66 | 87.0 | 61 | 87.0 | 46 | 87.0 | 57 | 87.0 | 58 | 83.0 | 60 | 83.0 | 0 | 83.0 | 54 | 83.0 | 0 | 83.0 | 49 | 83.0 | 0 | 83.0 | 18 | 83.0 | 42 | 83.0 | 26 | 83.0 | 35 | 96.5 | 0 | 96.5 | 0 | 96.5 | 0 | 96.5 | 0 | 96.5 | 0 | 90.0 | 0 | | |
| 18 | 80.0 | 67 | 80.0 | 65 | 84.0 | 66 | 84.0 | 61 | 84.0 | 46 | 84.0 | 57 | 84.0 | 58 | 80.0 | 60 | 80.0 | 0 | 80.0 | 54 | 80.0 | 0 | 80.0 | 49 | 80.0 | 0 | 80.0 | 18 | 80.0 | 43 | 80.0 | 26 | 80.0 | 35 | 93.5 | 0 | 93.5 | 0 | 93.5 | 0 | 93.5 | 0 | 93.5 | 0 | 87.0 | 0 | | |
| 17 | 77.0 | 67 | 77.0 | 65 | 81.0 | 66 | 81.0 | 61 | 81.0 | 46 | 81.0 | 57 | 81.0 | 58 | 77.0 | 60 | 77.0 | 0 | 77.0 | 54 | 77.0 | 0 | 77.0 | 49 | 77.0 | 0 | 77.0 | 18 | 77.0 | 43 | 77.0 | 27 | 77.0 | 35 | 90.5 | 0 | 90.5 | 0 | 90.5 | 0 | 90.5 | 0 | 90.5 | 0 | 84.0 | 0 | | |
| 16 | 74.0 | 68 | 74.0 | 65 | 78.0 | 66 | 78.0 | 61 | 78.0 | 46 | 78.0 | 57 | 78.0 | 58 | 74.0 | 60 | 74.0 | 0 | 74.0 | 54 | 74.0 | 0 | 74.0 | 49 | 74.0 | 0 | 74.0 | 18 | 74.0 | 43 | 74.0 | 27 | 74.0 | 36 | 87.5 | 0 | 87.5 | 0 | 87.5 | 0 | 87.5 | 0 | 87.5 | 0 | 81.0 | 0 | | |
| 15 | 71.0 | 68 | 71.0 | 65 | 75.0 | 66 | 75.0 | 61 | 75.0 | 46 | 75.0 | 57 | 75.0 | 58 | 71.0 | 60 | 71.0 | 0 | 71.0 | 54 | 71.0 | 0 | 71.0 | 49 | 71.0 | 0 | 71.0 | 18 | 71.0 | 43 | 71.0 | 27 | 71.0 | 36 | 84.5 | 0 | 84.5 | 0 | 84.5 | 0 | 84.5 | 0 | 84.5 | 0 | 78.0 | 0 | | |
| 14 | 68.0 | 68 | 68.0 | 65 | 72.0 | 66 | 72.0 | 61 | 72.0 | 46 | 72.0 | 57 | 72.0 | 58 | 68.0 | 60 | 68.0 | 0 | 68.0 | 54 | 68.0 | 0 | 68.0 | 49 | 68.0 | 0 | 68.0 | 18 | 68.0 | 43 | 68.0 | 27 | 68.0 | 36 | 81.5 | 0 | 81.5 | 0 | 81.5 | 0 | 81.5 | 0 | 81.5 | 0 | 75.0 | 0 | | |
| 13 | 65.0 | 68 | 65.0 | 65 | 69.0 | 66 | 69.0 | 61 | 69.0 | 46 | 69.0 | 57 | 69.0 | 58 | 65.0 | 60 | 65.0 | 0 | 65.0 | 54 | 65.0 | 0 | 65.0 | 49 | 65.0 | 0 | 65.0 | 18 | 65.0 | 43 | 65.0 | 27 | 65.0 | 36 | 78.5 | 0 | 78.5 | 0 | 78.5 | 0 | 78.5 | 0 | 78.5 | 0 | 72.0 | 0 | | |
| 12 | 62.0 | 68 | 62.0 | 66 | 66.0 | 66 | 66.0 | 62 | 66.0 | 45 | 66.0 | 57 | 66.0 | 58 | 62.0 | 60 | 62.0 | 0 | 62.0 | 54 | 62.0 | 0 | 62.0 | 49 | 62.0 | 0 | 62.0 | 18 | 62.0 | 43 | 62.0 | 27 | 62.0 | 36 | 75.5 | 0 | 75.5 | 0 | 75.5 | 0 | 75.5 | 0 | 75.5 | 0 | 69.0 | 0 | | |
| 11 | 59.0 | 68 | 59.0 | 66 | 63.0 | 66 | 63.0 | 62 | 63.0 | 45 | 63.0 | 57 | 63.0 | 58 | 59.0 | 60 | 59.0 | 0 | 59.0 | 54 | 59.0 | 0 | 59.0 | 49 | 59.0 | 0 | 59.0 | 18 | 59.0 | 43 | 59.0 | 27 | 59.0 | 36 | 72.5 | 0 | 72.5 | 0 | 72.5 | 0 | 72.5 | 0 | 72.5 | 0 | 66.0 | 0 | | |
| 10 | 56.0 | 68 | 56.0 | 66 | 60.0 | 66 | 60.0 | 62 | 60.0 | 45 | 60.0 | 57 | 60.0 | 58 | 56.0 | 60 | 56.0 | 0 | 56.0 | 54 | 56.0 | 0 | 56.0 | 49 | 56.0 | 0 | 56.0 | 18 | 56.0 | 43 | 56.0 | 27 | 56.0 | 36 | 69.5 | 0 | 69.5 | 0 | 69.5 | 0 | 69.5 | 0 | 69.5 | 0 | 63.0 | 0 | | |
| 9 | 53.0 | 68 | 53.0 | 66 | 57.0 | 66 | 57.0 | 62 | 57.0 | 45 | 57.0 | 57 | 57.0 | 58 | 53.0 | 60 | 53.0 | 0 | 53.0 | 54 | 53.0 | 0 | 53.0 | 49 | 53.0 | 0 | 53.0 | 18 | 53.0 | 43 | 53.0 | 27 | 53.0 | 36 | 66.5 | 0 | 66.5 | 0 | 66.5 | 0 | 66.5 | 0 | 66.5 | 0 | 60.0 | 0 | | |
| 8 | 50.0 | 69 | 50.0 | 66 | 54.0 | 66 | 54.0 | 62 | 54.0 | 45 | 54.0 | 57 | 54.0 | 58 | 50.0 | 60 | 50.0 | 0 | 50.0 | 54 | 50.0 | 0 | 50.0 | 49 | 50.0 | 0 | 50.0 | 18 | 50.0 | 43 | 50.0 | 27 | 50.0 | 37 | 63.5 | 0 | 63.5 | 0 | 63.5 | 0 | 63.5 | 0 | 63.5 | 0 | 57.0 | 0 | | |
| 7 | 47.0 | 69 | 47.0 | 66 | 51.0 | 66 | 51.0 | 62 | 51.0 | 44 | 51.0 | 57 | 51.0 | 58 | 47.0 | 60 | 47.0 | 0 | 47.0 | 54 | 47.0 | 0 | 47.0 | 49 | 47.0 | 0 | 47.0 | 18 | 47.0 | 43 | 47.0 | 27 | 47.0 | 37 | 60.5 | 0 | 60.5 | 0 | 60.5 | 0 | 60.5 | 0 | 60.5 | 0 | 54.0 | 0 | | |
| 6 | 44.0 | 69 | 44.0 | 66 | 48.0 | 66 | 48.0 | 62 | 48.0 | 44 | 48.0 | 57 | 48.0 | 58 | 44.0 | 60 | 44.0 | 0 | 44.0 | 54 | 44.0 | 0 | 44.0 | 49 | 44.0 | 0 | 44.0 | 18 | 44.0 | 43 | 44.0 | 27 | 44.0 | 37 | 57.5 | 0 | 57.5 | 0 | 57.5 | 0 | 57.5 | 0 | 57.5 | 0 | 51.0 | 0 | 25.0 | 56 |
| 5 | 41.0 | 69 | 41.0 | 66 | 45.0 | 66 | 45.0 | 62 | 45.0 | 42 | 45.0 | 57 | 45.0 | 58 | 41.0 | 60 | 41.0 | 0 | 41.0 | 54 | 41.0 | 0 | 41.0 | 49 | 41.0 | 0 | 41.0 | 18 | 41.0 | 43 | 41.0 | 25 | 41.0 | 37 | 54.5 | 0 | 54.5 | 0 | 54.5 | 0 | 54.5 | 0 | 54.5 | 0 | 48.0 | 0 | 21.0 | 56 |
| 4 | 38.0 | 69 | 38.0 | 66 | 42.0 | 66 | 42.0 | 62 | 42.0 | 41 | 42.0 | 57 | 42.0 | 58 | 38.0 | 60 | 38.0 | 0 | 38.0 | 54 | 38.0 | 0 | 38.0 | 49 | 38.0 | 0 | 38.0 | 18 | 38.0 | 43 | 38.0 | 23 | 38.0 | 37 | 51.5 | 0 | 51.5 | 0 | 51.5 | 0 | 51.5 | 0 | 51.5 | 0 | 45.0 | 0 | 17.0 | 56 |
| 3 | 35.0 | 69 | 35.0 | 66 | 39.0 | 66 | 39.0 | 62 | 39.0 | 39 | 39.0 | 57 | 39.0 | 58 | 35.0 | 60 | 35.0 | 0 | 35.0 | 54 | 35.0 | 0 | 35.0 | 49 | 35.0 | 0 | 35.0 | 18 | 35.0 | 43 | 35.0 | 20 | 35.0 | 37 | 48.5 | 0 | 48.5 | 0 | 48.5 | 0 | 48.5 | 0 | 48.5 | 0 | 42.0 | 0 | 13.0 | 56 |
| 2 | 32.0 | 69 | 32.0 | 66 | 36.0 | 66 | 36.0 | 62 | 36.0 | 37 | 36.0 | 57 | 36.0 | 58 | 32.0 | 60 | 32.0 | 0 | 32.0 | 54 | 32.0 | 0 | 32.0 | 49 | 32.0 | 0 | 32.0 | 18 | 32.0 | 43 | 32.0 | 18 | 32.0 | 37 | 45.5 | 0 | 45.5 | 0 | 45.5 | 0 | 45.5 | 0 | 45.5 | 0 | 39.0 | 0 | 9.0 | 56 |
| 1 | 29.0 | 69 | 29.0 | 66 | 33.0 | 67 | 33.0 | 62 | 33.0 | 36 | 33.0 | 57 | 33.0 | 58 | 29.0 | 60 | 29.0 | 0 | 29.0 | 54 | 29.0 | 0 | 29.0 | 49 | 29.0 | 0 | 29.0 | 18 | 29.0 | 42 | 29.0 | 17 | 29.0 | 36 | 42.5 | 0 | 42.5 | 0 | 42.5 | 0 | 42.5 | 0 | 42.5 | 0 | 36.0 | 0 | 5.0 | 56 |
| Max | | 69 | | 66 | | 67 | | 62 | | 46 | | 57 | | 58 | | 60 | | 0 | | 54 | | 0 | | 49 | | 0 | | 24 | | 43 | | 27 | | 37 | | 0 | | 0 | | 0 | | 0 | | 0 | | 0 | | 56 |
| Min | | 64 | | 63 | | 64 | | 60 | | 36 | | 56 | | 57 | | 59 | | 0 | | 53 | | 0 | | 49 | | 0 | | 17 | | 42 | | 17 | | 32 | | 0 | | 0 | | 0 | | 0 | | 0 | | 0 | | 56 |

# Appendix 6.16

Section Drawing

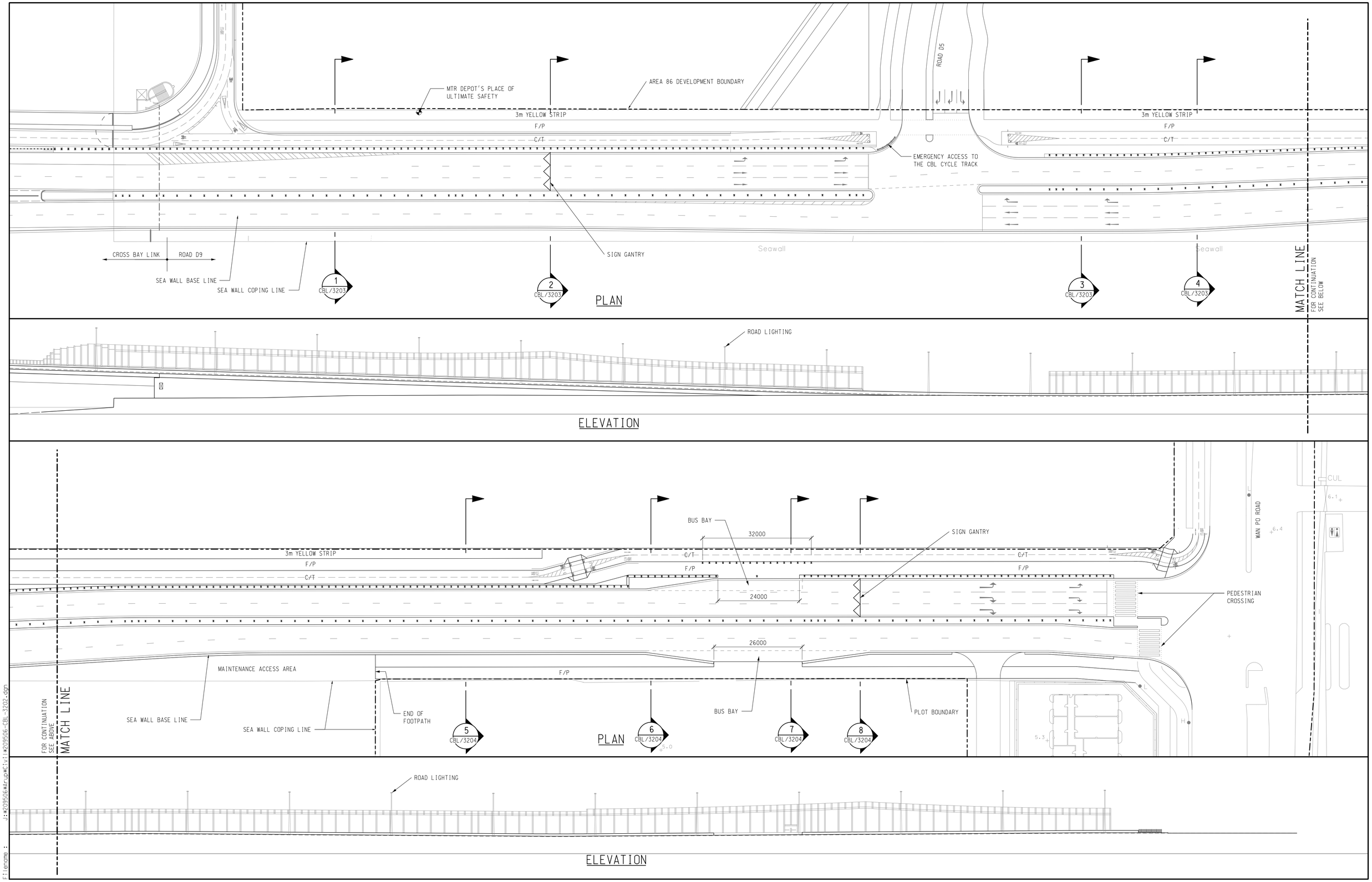


Printed by : kam-lung.lie 30/01/2013
Filename : J:\209506\Arup\Civil\209506-CBL-3202.dgn

| | | | | |
|---|---|---|---|---|
| 土木工程拓展署 Civil Engineering and Development Department | ARUP Ove Arup & Partners Hong Kong Limited | Job Title: **Agreement No. CE 43/2008(HY) Cross Bay Link, Tseung Kwan O – Investigation** | Drawing Title: SEMI-ENCLOSURE NOISE BARRIER ROAD LEVEL PLAN | Drawn: AL; Date: 04/11; Checked: AL; Approved: SYC; Scale: 1:1000 on A3; Drawing No.: 209506/CBL/3202; Status: DRAFT; Rev.: C |

| Rev. | Description | Date |
|---|---|---|
| C | THIRD ISSUE | 12/11 |
| B | SECOND ISSUE | 08/11 |
| A | FIRST ISSUE | 04/11 |

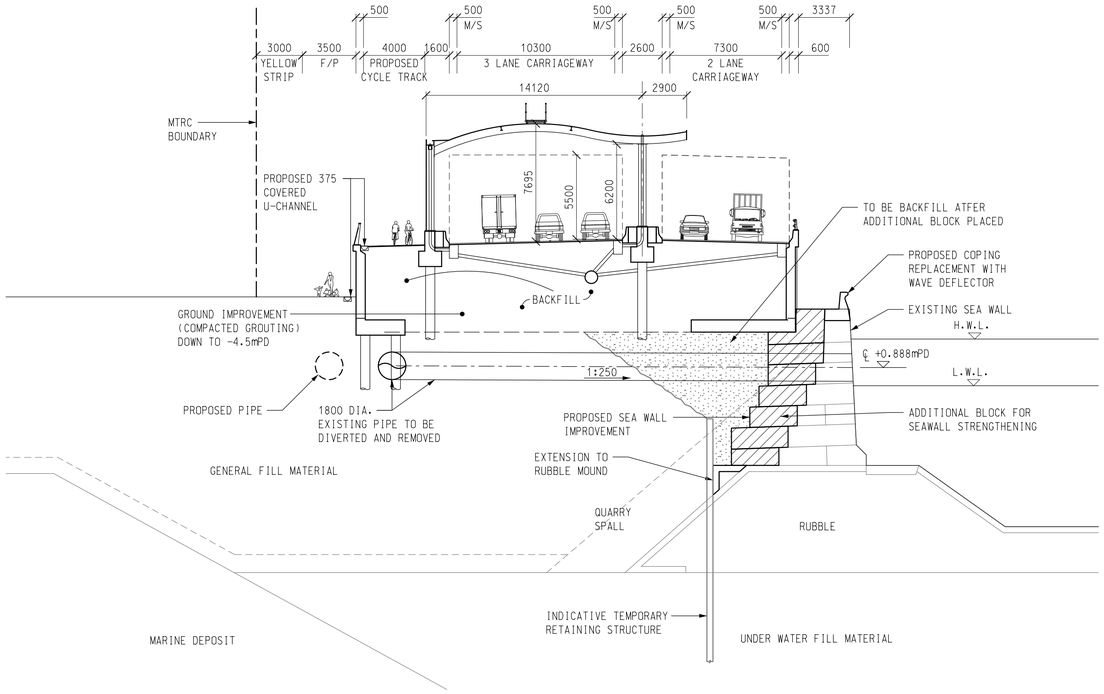


SECTION 1 CBL/3201
SCALE 1:400

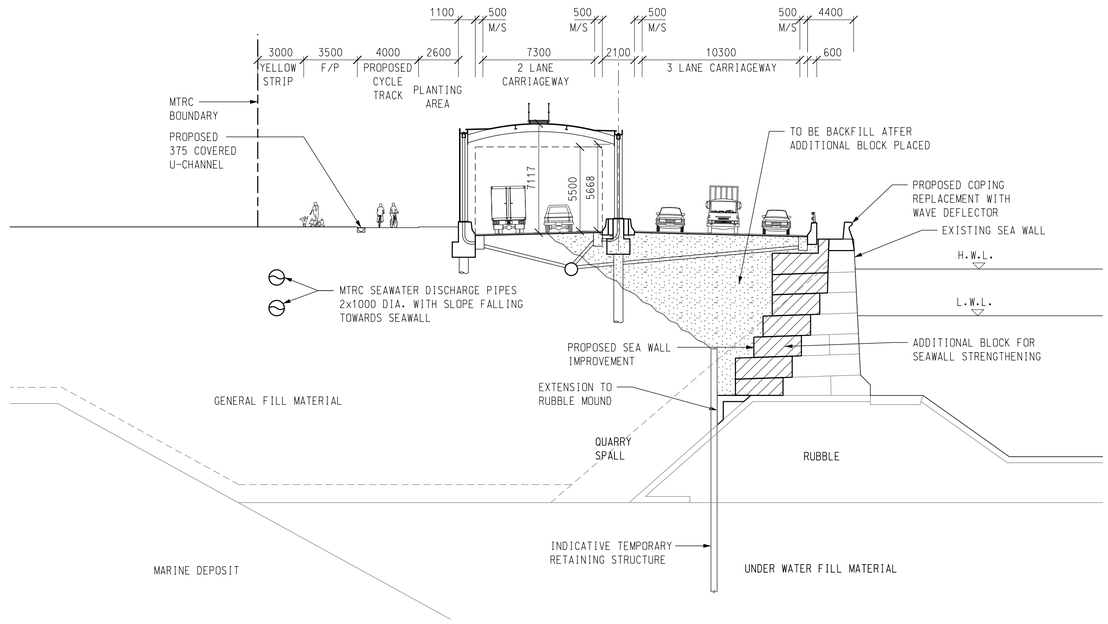


SECTION 3 CBL/3201
SCALE 1:400

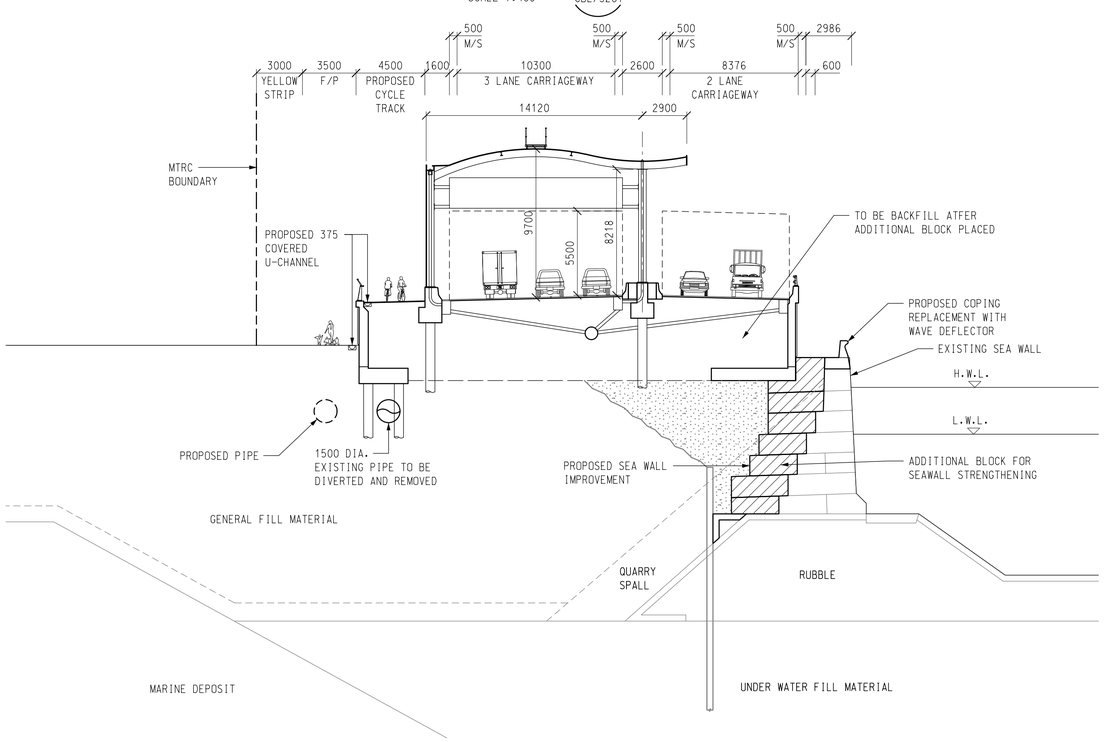


SECTION 2 CBL/3201
SCALE 1:400

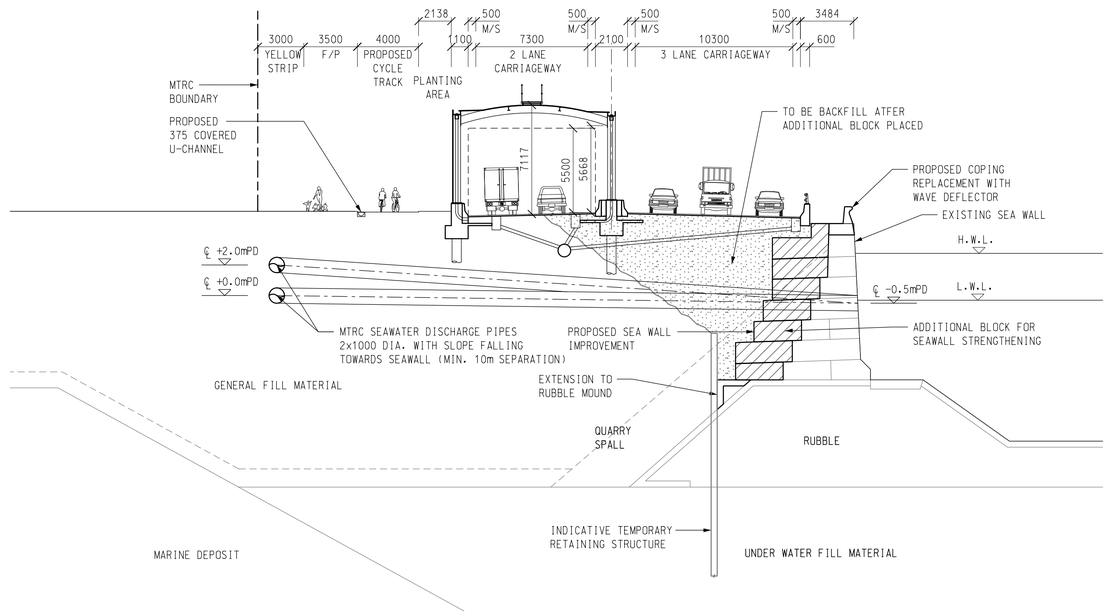


SECTION 4 CBL/3201
SCALE 1:400

Printed by : kom-lung.lie 30/01/2013
Filename : u:\209506\arup\civil\209506-CBL-3203.dgn

| | | | | | |
|---|---|---|---|---|---|
| CEDD 土木工程拓展署 Civil Engineering and Development Department | ARUP Ove Arup & Partners Hong Kong Limited | Job Title: **Agreement No. CE 43/2008(HY) Cross Bay Link, Tseung Kwan O – Investigation** | Drawing Title: SEMI-ENCLOSURE NOISE BARRIER SECTIONS SHEET 1 | Drawn: AL / Date: 03/11 | Drawing No. 209506/CBL/3203 |
| | | | | Checked: MH / Approved: SYC | |
| | | | | Scale: 1:400 on A3 | Status: DRAFT / Rev. E |

| Rev. | Description | Date |
|---|---|---|
| E | FIFTH ISSUE | 05/12 |
| D | FORTH ISSUE | 11/11 |
| C | THIRD ISSUE | 10/11 |
| B | SECOND ISSUE | 08/11 |
| A | FIRST ISSUE | 03/11 |

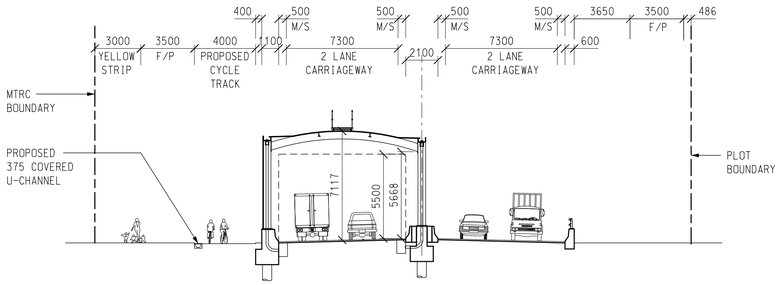


SECTION 5
SCALE 1:400 CBL/3201

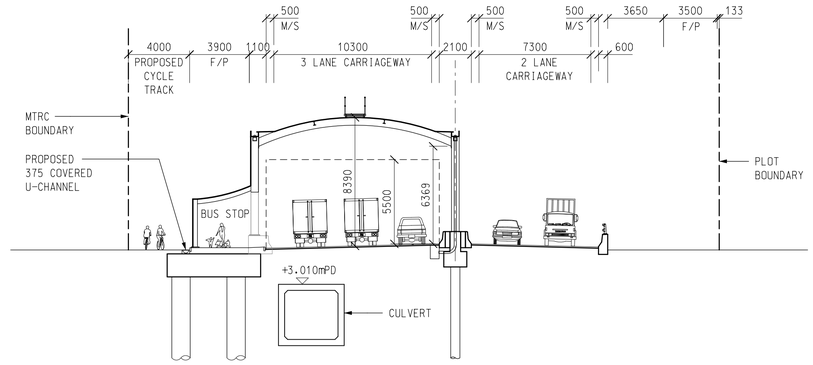


SECTION 7
SCALE 1:400 CBL/3201

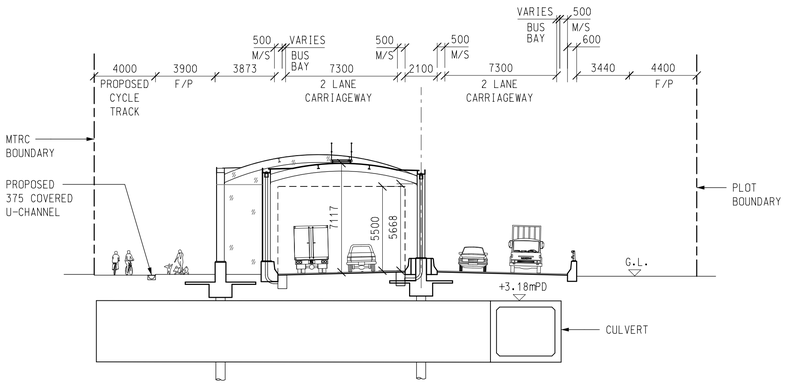


SECTION 6
SCALE 1:400 CBL/3201

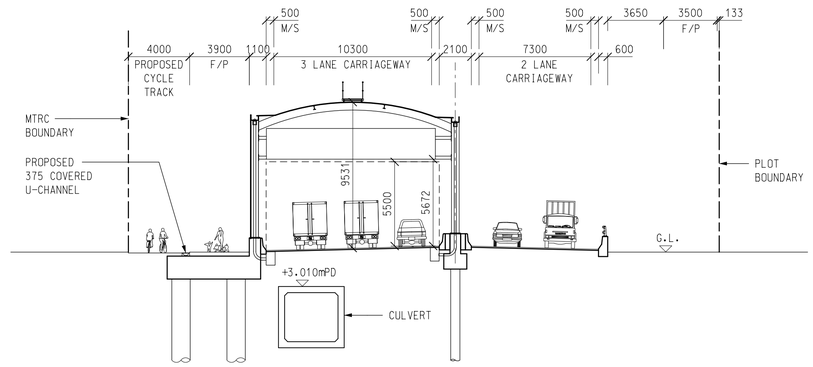


SECTION 8
SCALE 1:400 CBL/3201

Printed by : kam-lung.lie 30/01/2013
Filename : J:\209506\Arup\Civil\209506-CBL-3204.dgn

| | | | | | |
|---|---|---|---|---|---|
| CEDD 土木工程拓展署 Civil Engineering and Development Department | ARUP Ove Arup & Partners Hong Kong Limited | Job Title: **Agreement No. CE 43/2008(HY) Cross Bay Link, Tseung Kwan O – Investigation** | Drawing Title: SEMI-ENCLOSURE NOISE BARRIER SECTIONS SHEET 2 | Drawn: AL / Date: 03/11 | Drawing No. 209506/CBL/3204 |
| | | | C THIRD ISSUE 11/11 | Checked: MH / Approved: SYC | |
| | | | B SECOND ISSUE 08/11 | Scale: 1:400 on A3 | Status: DRAFT / Rev. C |
| | | | A FIRST ISSUE 03/11 | | |
| | | | Rev. Description Date | | |

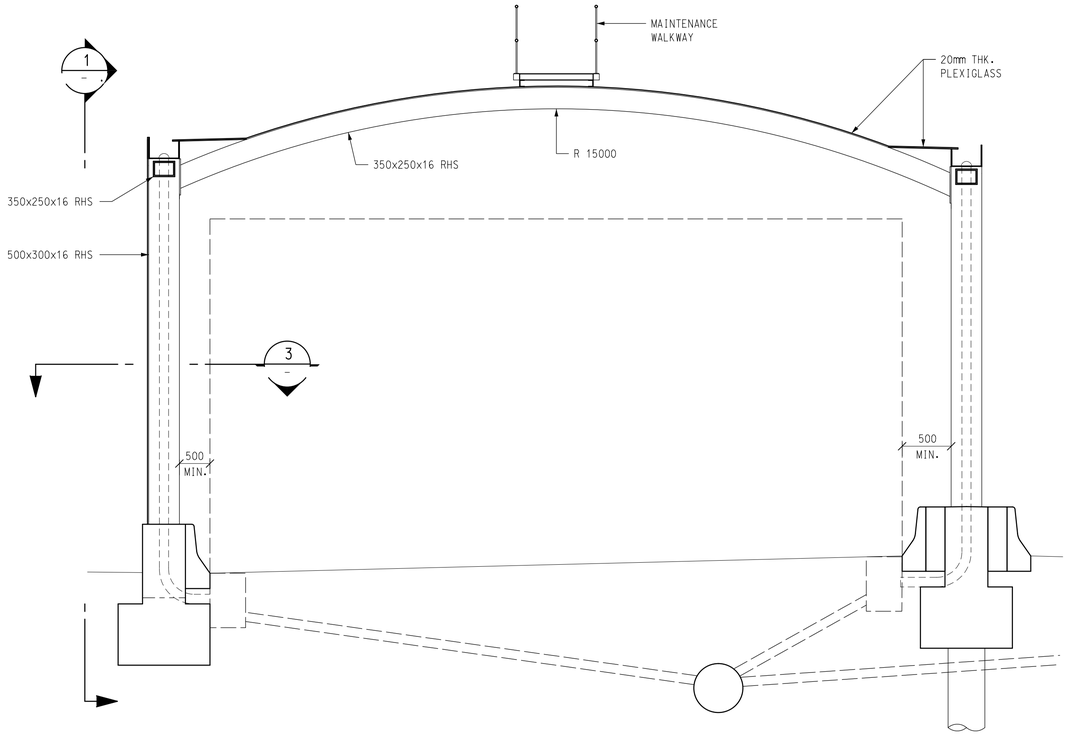


TYPICAL SECTION FROM R5 JUNCTION TO WAN PO ROAD
1:50

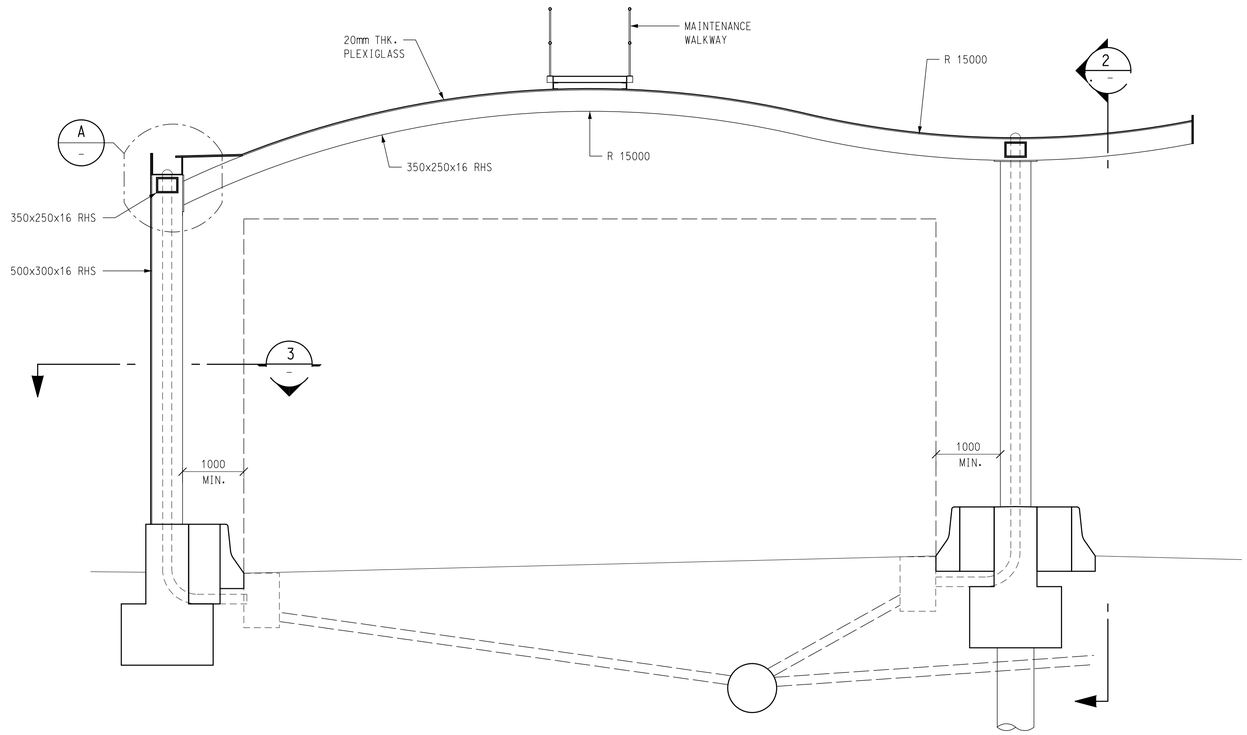


TYPICAL SECTION FROM MAIN BRIDGE TO R5 JUNCTION
1:50

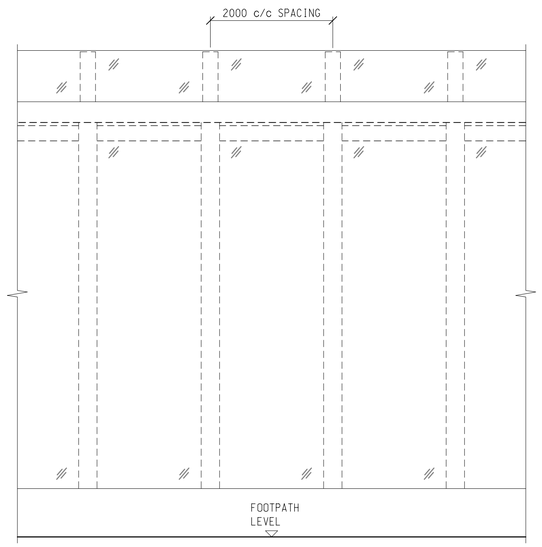


SECTION 1
SCALE 1:50

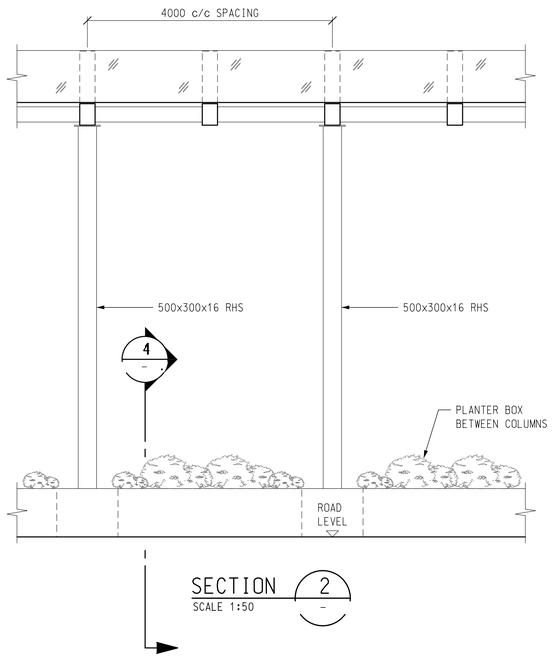


SECTION 2
SCALE 1:50

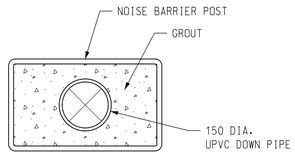


SECTION 3
SCALE 1:10

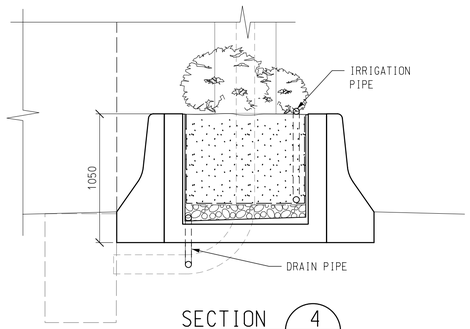


SECTION 4
SCALE 1:25

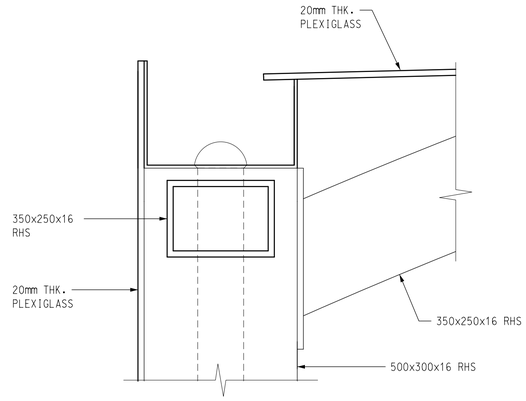


DETAIL A
SCALE 1:10

Printed by : kom-lung.lie 30/01/2013
Filename : u:\209506\Arup\Civil\209506-CBL-3205.dgn

| | | | | |
|---|---|---|---|---|
| 土木工程拓展署 Civil Engineering and Development Department | ARUP Ove Arup & Partners Hong Kong Limited | Job Title: **Agreement No. CE 43/2008(HY) Cross Bay Link, Tseung Kwan O – Investigation** | Drawing Title: SEMI ENCLOSURE NOISE BARRIER DETAILS | Drawn: AL; Date: 03/11; Checked: MH; Approved: SYC; Scale: AS SHOWN on A3; Drawing No.: 209506/CBL/3205; Status: DRAFT; Rev.: C |

| Rev. | Description | Date |
|---|---|---|
| C | THIRD ISSUE | 12/11 |
| B | SECOND ISSUE | 08/11 |
| A | FIRST ISSUE | 03/11 |

# Appendix 6.16a

Sample Calculation

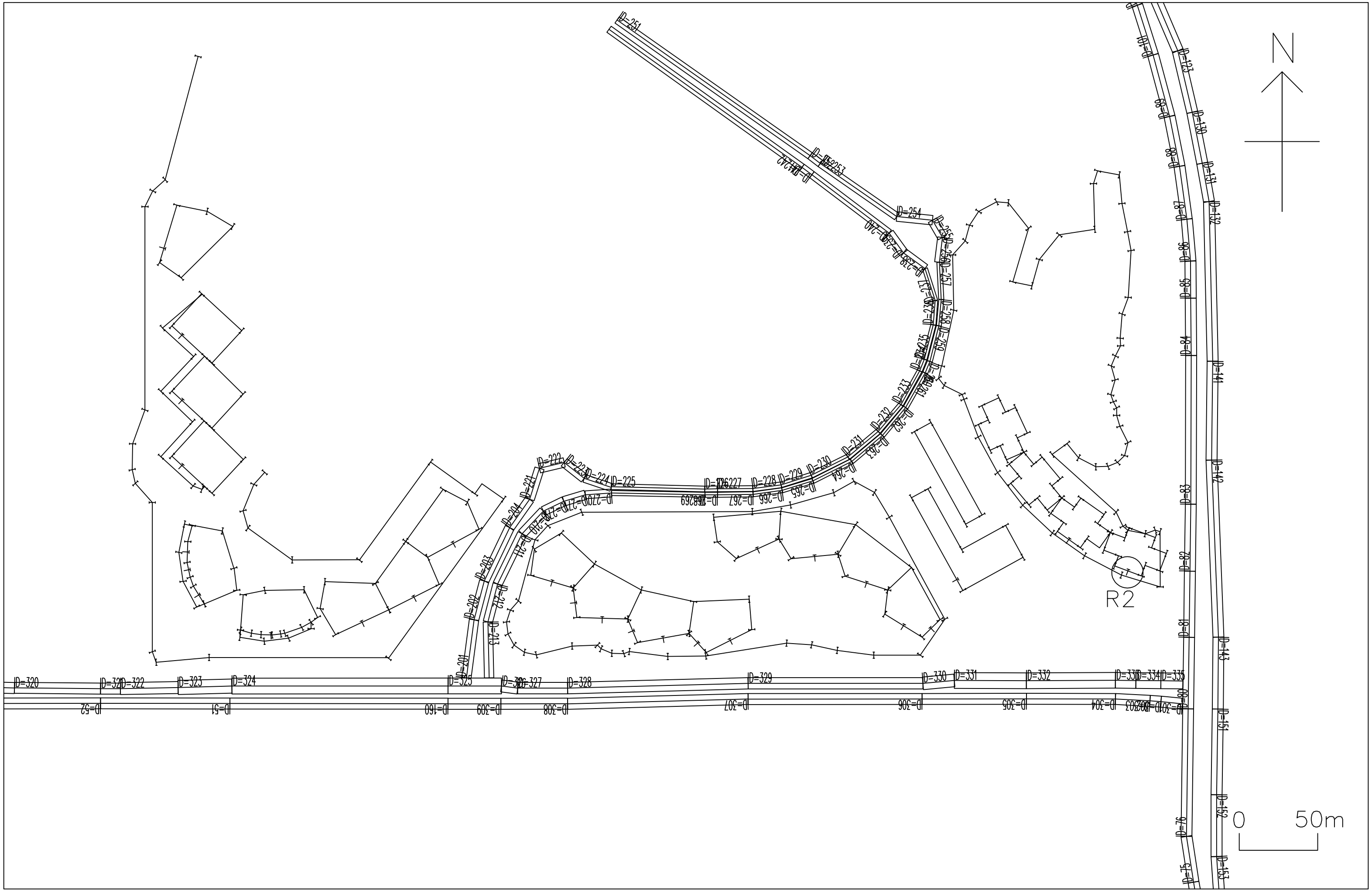
N
R2
0
50m

**Project Number** Agreement No. CE 43/2008 (HY) Cross Bay Link, Tseung Kwan O - Investigation
**Title** Sample Calculations for Road Traffic Noise Assessment

**Calculation of Road Traffic Noise**
UK Department of Transport 2000

| | | |
|---|---|---|
| **NSR ID:** | R2 | 72.6 |
| **Elevation (m PD):** | 30.2 | |
| **Floor Level:** | 1 | |

| | | | | | | | Corrections, dB(A) | | | | | | |
|---|---|---|---|---|---|---|---|---|---|---|---|---|---|
| Segment Number | Segment Name | HV% | Speed (Km/hr) | Distance (m) | Angle of View (degree) | Basic Noise Level, dB(A) | Surface | Gradient | Angle View | Distance Attenuation | Barrier | Reflection | Segment Total, dB(A) |
| 12 | Cross Bay Link | 33.9 | 80 | 153.2 | 1.4 | 79.1 | 0.1 | 0 | -21.2 | -10.8 | -30.7 | 2.5 | 19 |
| 51 | Cross Bay Link | 29.4 | 80 | 81 | 1 | 80 | 0.1 | 0.6 | -22.3 | -8.3 | -30.7 | 2.5 | 21.9 |
| 53 | Cross Bay Link | 29.4 | 80 | 152.5 | 1.4 | 80 | 0.1 | 0.9 | -21.2 | -10.8 | -30.5 | 2.5 | 21 |
| 160 | Cross Bay Link | 29.4 | 80 | 80.6 | 2.6 | 80 | 0.1 | 0.6 | -18.4 | -8.3 | -30.6 | 2.5 | 25.9 |
| 324 | CBL | 33.9 | 50 | 67.2 | 2.3 | 77.2 | -1 | 0 | -19 | -7.6 | -30.8 | 2.5 | 21.3 |
| 72 | Wan Po Road | 58.4 | 70 | 90.4 | 1.6 | 78.1 | -1 | 0 | -20.4 | -8.6 | 0 | 2.5 | 50.6 |
| 73 | Wan Po Road | 58.4 | 70 | 34.4 | 1.6 | 78.1 | -1 | 0 | -20.4 | -5.2 | 0 | 2.5 | 54 |
| 76 | Wan Po Road | 58.4 | 70 | 36.3 | 11.4 | 78.1 | -1 | 0.3 | -12 | -5.3 | 0 | 2.5 | 62.6 |
| 80 | Wan Po Raod | 55.8 | 70 | 36.4 | 19.5 | 73.9 | -1 | 0.2 | -9.6 | -5.3 | 0 | 2.5 | 60.7 |
| 81 | Wan Po Road | 55.8 | 70 | 36.3 | 26.1 | 73.9 | -3.5 | 0.4 | -8.4 | -5.3 | -0.8 | 2.5 | 58.8 |
| 142 | Wan Po Road | 38.6 | 70 | 52.9 | 15.1 | 75.2 | -3.5 | 0 | -10.8 | -6.5 | -1.3 | 2.5 | 55.6 |
| 143 | Wan Po Road | 38.6 | 70 | 54.8 | 21.1 | 75.2 | -1 | 0 | -9.3 | -6.7 | 0 | 2.5 | 60.7 |
| 151 | Wan Po Road | 37.5 | 70 | 55.4 | 11.6 | 78.7 | -1 | 0 | -11.9 | -6.7 | 0 | 2.5 | 61.6 |
| 152 | Wan Po Road | 37.5 | 70 | 53.3 | 4.4 | 78.7 | -1 | 0.1 | -16.1 | -6.6 | 0 | 2.5 | 57.6 |
| 153 | Wan Po Road | 37.5 | 70 | 40.6 | 1.5 | 78.7 | -1 | 0 | -20.7 | -5.7 | 0 | 2.5 | 53.8 |
| 301 | Wan O Road | 35.1 | 50 | 76.4 | 8.2 | 75.3 | -1 | 0 | -13.4 | -7.9 | 0 | 2.5 | 55.5 |
| 302 | Wan O Road | 35.1 | 50 | 77.2 | 4.6 | 75.3 | -1 | 0 | -15.9 | -7.9 | 0 | 2.5 | 53 |
| 303 | Wan O Road | 35.1 | 50 | 77.5 | 15.3 | 75.3 | -1 | 0 | -10.7 | -8 | 0 | 2.5 | 58.1 |
| 304 | Wan O Road | 35.1 | 50 | 77.3 | 33.2 | 75.3 | -1 | 0 | -7.3 | -7.9 | 0 | 2.5 | 61.6 |
| 305 | Wan O Road | 35.1 | 50 | 77 | 19.7 | 75.3 | -1 | 0 | -9.6 | -7.9 | 0 | 2.5 | 59.3 |
| 306 | Wan O Road | 35.1 | 50 | 77.2 | 13.2 | 75.3 | -1 | 0 | -11.3 | -7.9 | -1.3 | 2.5 | 56.3 |
| 307 | Wan O Road | 35.1 | 50 | 70.8 | 5.3 | 75.3 | -1 | 0 | -15.3 | -7.6 | -21.7 | 2.5 | 32.2 |
| 308 | Wan O Road | 35.1 | 50 | 79.7 | 1.4 | 75.3 | -1 | 0 | -21.2 | -8.1 | -30.2 | 2.5 | 17.3 |
| 328 | Wan O Road | 34.6 | 50 | 60.7 | 4.6 | 76.5 | -1 | 0 | -15.9 | -7 | -30.1 | 2.5 | 25 |
| 329 | Wan O Road | 34.6 | 50 | 67.1 | 12.2 | 76.5 | -1 | 0 | -11.7 | -7.4 | -2.6 | 2.5 | 56.3 |
| 330 | Wan O Road | 34.6 | 50 | 54.7 | 3.5 | 76.5 | -1 | 0 | -17.1 | -6.7 | 0 | 2.5 | 54.2 |
| 331 | Wan O Road | 34.6 | 50 | 64.4 | 15 | 76.5 | -1 | 0.1 | -10.8 | -7.3 | 0 | 2.5 | 60 |
| 332 | Wan O Road | 34.6 | 50 | 63.8 | 36.6 | 76.5 | -1 | 0.1 | -6.9 | -7.2 | 0 | 2.5 | 64 |
| 333 | Wan O Road | 34.6 | 50 | 63.9 | 10.8 | 76.5 | -1 | 0 | -12.2 | -7.2 | 0 | 2.5 | 58.6 |
| 334 | Wan O Road | 34.6 | 50 | 64 | 12.7 | 76.5 | -1 | 0 | -11.5 | -7.2 | 0 | 2.5 | 59.3 |
| 335 | Wan O Road | 34.6 | 50 | 63.9 | 9.9 | 76.5 | -1 | 0 | -12.6 | -7.2 | 0 | 2.5 | 58.2 |
| 210 | Internal Road | 5 | 50 | 294.9 | 2.3 | 65.5 | -1 | 0 | -18.9 | -13.5 | -30.7 | 2.5 | 3.9 |
| 222 | Internal Road | 5 | 50 | 149.5 | 1 | 64.3 | -1 | 0 | -22.5 | -10.6 | -15 | 2.5 | 17.7 |
| 223 | Internal Road | 5 | 50 | 166.2 | 1.2 | 64.3 | -1 | 0 | -21.6 | -11 | -15.8 | 2.5 | 17.4 |
| 225 | Internal Road | 5 | 50 | 44.5 | 1.7 | 64.3 | -1 | 0 | -20.2 | -6 | -21.6 | 2.5 | 18 |
| 227 | Internal Road | 5 | 50 | 53.6 | 1.1 | 64.3 | -1 | 0 | -22.2 | -6.6 | -21.8 | 2.5 | 15.2 |
| 228 | Internal Road | 5 | 50 | 82.4 | 1.6 | 64.3 | -1 | 0 | -20.6 | -8.2 | -22.2 | 2.5 | 14.8 |
| 229 | Internal Road | 5 | 50 | 118.4 | 2.9 | 64.3 | -1 | 0 | -17.9 | -9.6 | -21.8 | 2.5 | 16.5 |
| 230 | Internal Road | 5 | 50 | 143.3 | 3.3 | 64.3 | -1 | 0 | -17.3 | -10.4 | -21.7 | 2.5 | 16.4 |
| 264 | Internal Road | 5 | 50 | 140.6 | 4.2 | 65.5 | -1 | 0 | -16.3 | -10.3 | -22.4 | 2.5 | 18 |
| 265 | Internal Road | 5 | 50 | 112.7 | 2.8 | 65.5 | -1 | 0 | -18 | -9.4 | -22.8 | 2.5 | 16.8 |
| 266 | Internal Road | 5 | 50 | 80.3 | 1.6 | 65.5 | -1 | 0 | -20.5 | -8.1 | -23.3 | 2.5 | 15.1 |
| 267 | Internal Road | 5 | 50 | 51.4 | 1.1 | 65.5 | -1 | 0 | -22.3 | -6.5 | -22.2 | 2.5 | 16 |
| 269 | Internal Road | 5 | 50 | 42.4 | 1.6 | 65.5 | -1 | 0 | -20.4 | -5.8 | -25.6 | 2.7 | 15.4 |
| 272 | Internal Road | 5 | 50 | 193.4 | 1.2 | 65.5 | -1 | 0 | -21.8 | -11.7 | -30.6 | 3.4 | 3.8 |

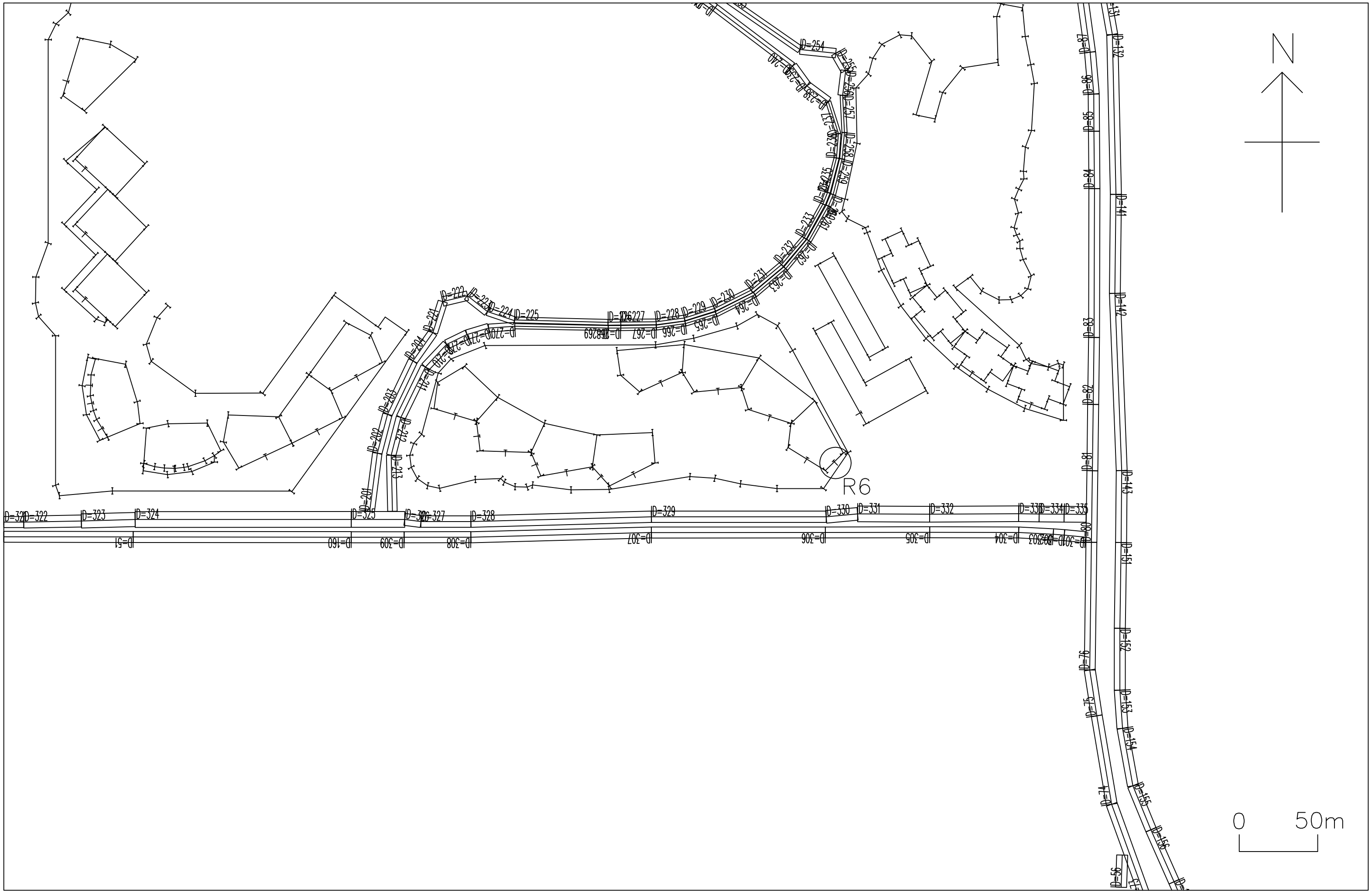
N
R6
0
50m

**Project Number** Agreement No. CE 43/2008 (HY) Cross Bay Link, Tseung Kwan O - Investigation
**Title** Sample Calculations for Road Traffic Noise Assessment

**Calculation of Road Traffic Noise**
UK Department of Transport 2000

| | | |
|---|---|---|
| **NSR ID:** | R6 | 74.0 |
| **Elevation (m PD):** | 34.2 | |
| **Floor Level:** | 1 | |

| | | | | | | | Corrections, dB(A) | | | | | | |
|---|---|---|---|---|---|---|---|---|---|---|---|---|---|
| Segment Number | Segment Name | HV% | Speed (Km/hr) | Distance (m) | Angle of View (degree) | Basic Noise Level, dB(A) | Surface | Gradient | Angle View | Distance Attenuation | Barrier | Reflection | Segment Total, dB(A) |
| 56 | Wan Po Road | 58.4 | 70 | 187.5 | 2.2 | 78.1 | -1 | 0 | -19.1 | -11.6 | 0 | 2.5 | 48.9 |
| 73 | Wan Po Road | 58.4 | 70 | 88 | 3.4 | 78.1 | -1 | 0 | -17.2 | -8.5 | 0 | 2.5 | 53.9 |
| 74 | Wan Po Road | 58.4 | 70 | 133.9 | 7 | 78.1 | -1 | 0 | -14.1 | -10.2 | 0 | 2.5 | 55.3 |
| 75 | Wan Po Road | 58.4 | 70 | 136.5 | 4.9 | 78.1 | -1 | 0 | -15.6 | -10.2 | 0 | 2.5 | 53.8 |
| 76 | Wan Po Road | 58.4 | 70 | 160.2 | 21.9 | 78.1 | -1 | 0.3 | -9.1 | -10.9 | 0 | 2.5 | 59.9 |
| 80 | Wan Po Raod | 55.8 | 70 | 160.2 | 15.5 | 73.9 | -1 | 0.2 | -10.7 | -10.9 | 0 | 2.5 | 54 |
| 81 | Wan Po Road | 55.8 | 70 | 160.2 | 14.5 | 73.9 | -3.5 | 0.4 | -10.9 | -10.9 | -0.7 | 2.5 | 50.8 |
| 82 | Wan Po Road | 55.8 | 70 | 160.2 | 13.1 | 73.9 | -3.5 | 0.5 | -11.4 | -10.9 | -27.5 | 2.5 | 23.6 |
| 83 | Wan Po Road | 55.8 | 70 | 161 | 18.6 | 73.9 | -3.5 | 0 | -9.8 | -10.9 | -30.2 | 2.5 | 22 |
| 141 | Wan Po Road | 38.6 | 70 | 173.3 | 12.5 | 75.2 | -3.5 | 0.5 | -11.6 | -11.2 | -30.1 | 2.5 | 21.8 |
| 142 | Wan Po Road | 38.6 | 70 | 178.6 | 32.8 | 75.2 | -3.5 | 0 | -7.4 | -11.3 | -4.3 | 2.5 | 51.2 |
| 143 | Wan Po Road | 38.6 | 70 | 178.9 | 14 | 75.2 | -1 | 0 | -11.1 | -11.4 | 0 | 2.5 | 54.2 |
| 151 | Wan Po Road | 37.5 | 70 | 179.2 | 14.6 | 78.7 | -1 | 0 | -10.9 | -11.4 | 0 | 2.5 | 57.9 |
| 152 | Wan Po Road | 37.5 | 70 | 177.7 | 8.4 | 78.7 | -1 | 0.1 | -13.3 | -11.3 | 0 | 2.5 | 55.7 |
| 153 | Wan Po Road | 37.5 | 70 | 167.2 | 4.1 | 78.7 | -1 | 0 | -16.4 | -11.1 | 0 | 2.5 | 52.7 |
| 154 | Wan Po Road | 37.5 | 70 | 146.3 | 4.6 | 78.7 | -1 | 0.1 | -15.9 | -10.5 | 0 | 2.5 | 53.9 |
| 155 | Wan Po Road | 37.5 | 70 | 93.7 | 2 | 78.7 | -1 | 0 | -19.6 | -8.8 | 0 | 2.5 | 51.8 |
| 156 | Wan Po Road | 37.5 | 70 | 85.6 | 1.8 | 78.7 | -1 | 0 | -20.1 | -8.4 | 0 | 2.5 | 51.7 |
| 157 | Wan Po Road | 37.5 | 70 | 88.3 | 1.5 | 78.7 | -1 | 0 | -20.9 | -8.5 | 0 | 2.5 | 50.8 |
| 303 | Wan O Road | 35.1 | 50 | 34.4 | 2.6 | 75.3 | -1 | 0 | -18.4 | -5.4 | 0 | 2.5 | 53 |
| 304 | Wan O Road | 35.1 | 50 | 40.5 | 15.5 | 75.3 | -1 | 0 | -10.6 | -5.9 | 0 | 2.5 | 60.3 |
| 305 | Wan O Road | 35.1 | 50 | 40.7 | 62 | 75.3 | -1 | 0 | -4.6 | -5.9 | 0 | 2.5 | 66.3 |
| 306 | Wan O Road | 35.1 | 50 | 40.7 | 37.2 | 75.3 | -1 | 0 | -6.8 | -5.9 | -0.2 | 2.5 | 63.9 |
| 329 | Wan O Road | 34.6 | 50 | 30.6 | 35.7 | 76.5 | -1 | 0 | -7 | -5.1 | -2 | 2.5 | 63.9 |
| 330 | Wan O Road | 34.6 | 50 | 29.6 | 33.3 | 76.5 | -1 | 0 | -7.3 | -5.1 | 0 | 2.5 | 65.6 |
| 331 | Wan O Road | 34.6 | 50 | 27.4 | 38 | 76.5 | -1 | 0.1 | -6.8 | -4.9 | 0 | 2.5 | 66.4 |
| 332 | Wan O Road | 34.6 | 50 | 28 | 13.1 | 76.5 | -1 | 0.1 | -11.4 | -4.9 | 0 | 2.5 | 61.8 |
| 333 | Wan O Road | 34.6 | 50 | 25.6 | 1.4 | 76.5 | -1 | 0 | -21 | -4.7 | 0 | 2.5 | 52.3 |
| 334 | Wan O Road | 34.6 | 50 | 26.5 | 1.4 | 76.5 | -1 | 0 | -21 | -4.8 | 0 | 2.5 | 52.2 |
| 335 | Wan O Road | 34.6 | 50 | 26.3 | 1 | 76.5 | -1 | 0 | -22.4 | -4.8 | 0 | 2.5 | 50.8 |

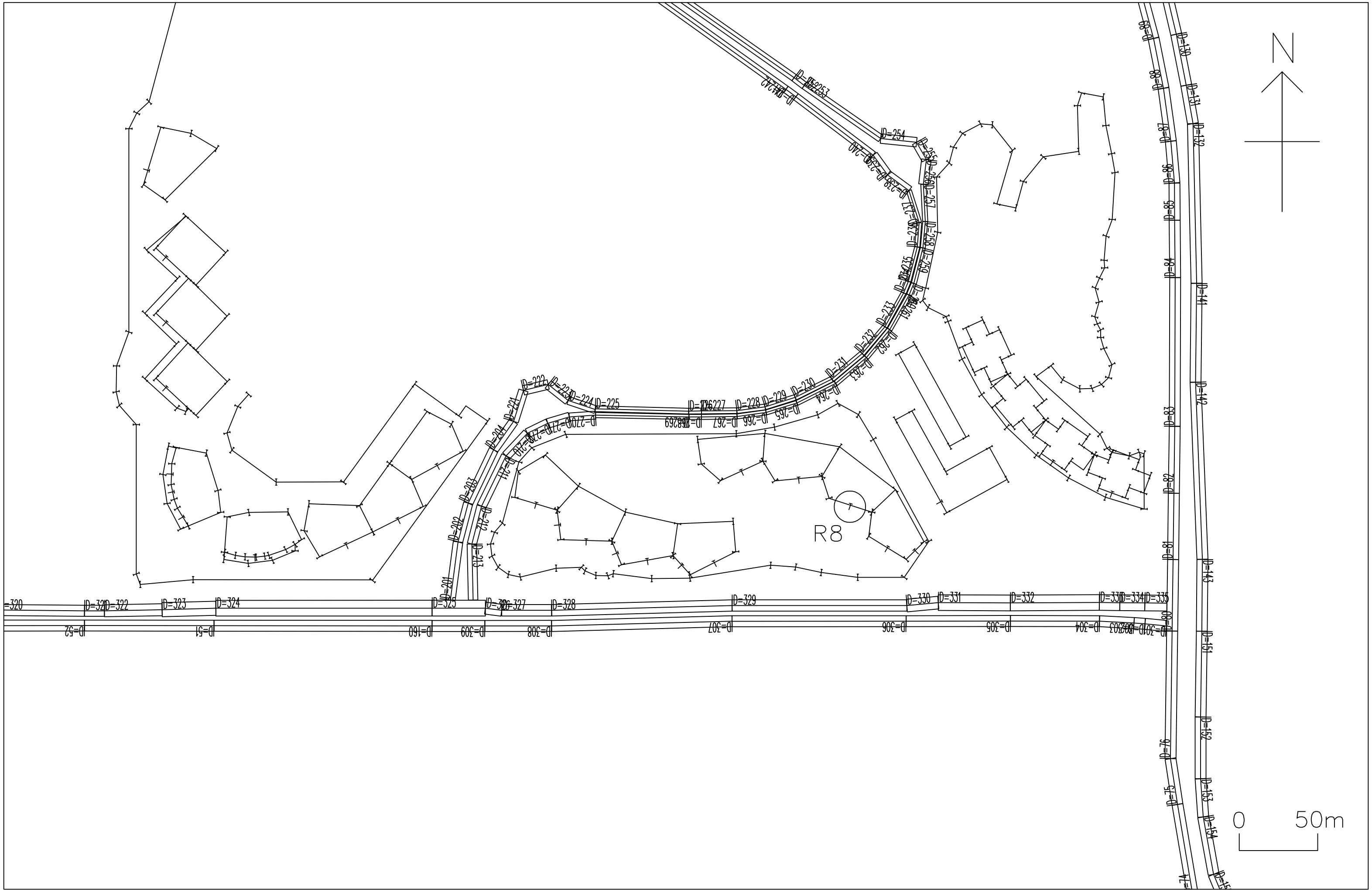
N
R8
0
50m

**Project Number** Agreement No. CE 43/2008 (HY) Cross Bay Link, Tseung Kwan O - Investigation
**Title** Sample Calculations for Road Traffic Noise Assessment

**Calculation of Road Traffic Noise**
UK Department of Transport 2000

| | | |
|---|---|---|
| **NSR ID:** | R8 | 59.1 |
| **Elevation (m PD):** | 34.2 | |
| **Floor Level:** | 1 | |

| | | | | | | | Corrections, dB(A) | | | | | | |
|---|---|---|---|---|---|---|---|---|---|---|---|---|---|
| Segment Number | Segment Name | HV% | Speed (Km/hr) | Distance (m) | Angle of View (degree) | Basic Noise Level, dB(A) | Surface | Gradient | Angle View | Distance Attenuation | Barrier | Reflection | Segment Total, dB(A) |
| 12 | Cross Bay Link | 33.9 | 80 | 126.7 | 1.8 | 79.1 | 0.1 | 0 | -20 | -10 | -30.5 | 2.5 | 21.2 |
| 51 | Cross Bay Link | 29.4 | 80 | 72.9 | 1.8 | 80 | 0.1 | 0.6 | -20.1 | -7.9 | -30.3 | 2.5 | 24.9 |
| 52 | Cross Bay Link | 29.4 | 80 | 71.6 | 1.5 | 80 | 0.1 | 0.8 | -20.9 | -7.9 | -30.3 | 2.5 | 24.3 |
| 53 | Cross Bay Link | 29.4 | 80 | 128.7 | 1.8 | 80 | 0.1 | 0.9 | -19.9 | -10.1 | -30.3 | 2.5 | 23.2 |
| 54 | Cross Bay Link | 29.4 | 80 | 146 | 1 | 80 | 0.1 | 0.9 | -22.5 | -10.6 | -30.7 | 2.5 | 19.7 |
| 55 | Cross Bay Link | 29.4 | 80 | 252.2 | 1 | 80 | 0.1 | 0.9 | -22.4 | -12.8 | -30.9 | 2.5 | 17.4 |
| 160 | Cross Bay Link | 29.4 | 80 | 72.7 | 5.3 | 80 | 0.1 | 0.6 | -15.3 | -7.9 | -30.4 | 2.5 | 29.6 |
| 309 | Wan O Road | 29.4 | 50 | 72.5 | 2.2 | 78.1 | -1 | 0 | -19.2 | -7.8 | -30.3 | 2.5 | 22.3 |
| 324 | CBL | 33.9 | 50 | 59.5 | 4.5 | 77.2 | -1 | 0 | -16 | -7.2 | -30.5 | 2.5 | 25 |
| 325 | CBL | 33.9 | 50 | 59.6 | 1.9 | 77.2 | -1 | 0 | -19.8 | -7.1 | -30.5 | 2.5 | 21.3 |
| 56 | Wan Po Road | 58.4 | 70 | 230.7 | 2.1 | 78.1 | -1 | 0 | -19.4 | -12.4 | -30.1 | 2.5 | 17.7 |
| 73 | Wan Po Road | 58.4 | 70 | 117.9 | 3.4 | 78.1 | -1 | 0 | -17.2 | -9.7 | -30.1 | 2.5 | 22.6 |
| 74 | Wan Po Road | 58.4 | 70 | 170.8 | 6.2 | 78.1 | -1 | 0 | -14.7 | -11.2 | -30.1 | 2.5 | 23.6 |
| 75 | Wan Po Road | 58.4 | 70 | 173.9 | 4.1 | 78.1 | -1 | 0 | -16.4 | -11.2 | -30.3 | 2.5 | 21.7 |
| 76 | Wan Po Road | 58.4 | 70 | 202.8 | 17.1 | 78.1 | -1 | 0.3 | -10.2 | -11.9 | -30.3 | 2.5 | 27.5 |
| 80 | Wan Po Raod | 55.8 | 70 | 202.9 | 3.1 | 73.9 | -1 | 0.2 | -17.7 | -11.9 | -30.2 | 2.5 | 15.8 |
| 143 | Wan Po Road | 38.6 | 70 | 221.4 | 1.5 | 75.2 | -1 | 0 | -20.9 | -12.2 | -30.2 | 2.5 | 13.4 |
| 151 | Wan Po Road | 37.5 | 70 | 221.9 | 11.5 | 78.7 | -1 | 0 | -12 | -12.3 | -30.2 | 2.5 | 25.7 |
| 152 | Wan Po Road | 37.5 | 70 | 219.9 | 6.9 | 78.7 | -1 | 0.1 | -14.2 | -12.2 | -30.2 | 2.5 | 23.7 |
| 153 | Wan Po Road | 37.5 | 70 | 207.4 | 3.5 | 78.7 | -1 | 0 | -17.1 | -12 | -30.3 | 2.5 | 20.8 |
| 154 | Wan Po Road | 37.5 | 70 | 182.8 | 4 | 78.7 | -1 | 0.1 | -16.5 | -11.5 | -30.2 | 2.5 | 22.1 |
| 155 | Wan Po Road | 37.5 | 70 | 121.9 | 1.8 | 78.7 | -1 | 0 | -19.9 | -9.8 | -30.1 | 2.5 | 20.4 |
| 156 | Wan Po Road | 37.5 | 70 | 112.6 | 1.7 | 78.7 | -1 | 0 | -20.2 | -9.5 | -30.1 | 2.5 | 20.4 |
| 157 | Wan Po Road | 37.5 | 70 | 115.6 | 1.5 | 78.7 | -1 | 0 | -20.9 | -9.6 | -30.1 | 2.5 | 19.6 |
| 301 | Wan O Road | 35.1 | 50 | 52.1 | 1 | 75.3 | -1 | 0 | -22.5 | -6.6 | -30.3 | 2.5 | 17.4 |
| 303 | Wan O Road | 35.1 | 50 | 60.7 | 2.4 | 75.3 | -1 | 0 | -18.8 | -7.1 | -30.4 | 2.5 | 20.5 |
| 304 | Wan O Road | 35.1 | 50 | 69.1 | 10.8 | 75.3 | -1 | 0 | -12.2 | -7.6 | -30.5 | 2.5 | 26.5 |
| 305 | Wan O Road | 35.1 | 50 | 69.5 | 28.4 | 75.3 | -1 | 0 | -8 | -7.6 | -18 | 2.5 | 43.2 |
| 306 | Wan O Road | 35.1 | 50 | 69.5 | 71.9 | 75.3 | -1 | 0 | -4 | -7.6 | -10.1 | 2.5 | 55.1 |
| 307 | Wan O Road | 35.1 | 50 | 67.4 | 22.4 | 75.3 | -1 | 0 | -9.1 | -7.5 | -7.9 | 2.5 | 52.3 |
| 308 | Wan O Road | 35.1 | 50 | 72.2 | 3.7 | 75.3 | -1 | 0 | -16.9 | -7.7 | -30.3 | 2.5 | 21.9 |
| 326 | Wan O Road | 34.6 | 50 | 90.7 | 1 | 76.5 | -1 | 0 | -22.5 | -8.6 | -30.3 | 2.5 | 16.6 |
| 327 | Wan O Road | 34.6 | 50 | 62.4 | 2.6 | 76.5 | -1 | 0.2 | -18.4 | -7.2 | -30.4 | 2.5 | 22.2 |
| 328 | Wan O Road | 34.6 | 50 | 57.3 | 20.8 | 76.5 | -1 | 0 | -9.4 | -6.9 | -13.2 | 2.5 | 48.5 |
| 329 | Wan O Road | 34.6 | 50 | 59.3 | 80 | 76.5 | -1 | 0 | -3.5 | -7.1 | -14.1 | 2.5 | 53.3 |
| 330 | Wan O Road | 34.6 | 50 | 62 | 12.7 | 76.5 | -1 | 0 | -11.5 | -7.2 | -22.4 | 2.5 | 36.9 |
| 331 | Wan O Road | 34.6 | 50 | 55.9 | 16.4 | 76.5 | -1 | 0.1 | -10.4 | -6.9 | -30.7 | 2.5 | 30.1 |
| 332 | Wan O Road | 34.6 | 50 | 56.9 | 10 | 76.5 | -1 | 0.1 | -12.6 | -6.9 | -30.5 | 2.5 | 28.1 |
| 333 | Wan O Road | 34.6 | 50 | 53.7 | 1.4 | 76.5 | -1 | 0 | -21 | -6.7 | -30.4 | 2.5 | 19.9 |
| 334 | Wan O Road | 34.6 | 50 | 54.9 | 1.5 | 76.5 | -1 | 0 | -20.7 | -6.8 | -30.4 | 2.5 | 20.1 |
| 201 | Internal Road | 5 | 50 | 241.6 | 8 | 69.3 | -1 | 0 | -13.5 | -12.6 | -30.7 | 2.5 | 9 |
| 202 | Internal Road | 5 | 50 | 232.8 | 5.7 | 69.3 | -1 | 0 | -15 | -12.5 | -30.5 | 2.5 | 7.8 |
| 203 | Internal Road | 5 | 50 | 217.6 | 8.5 | 69.3 | -1 | 0 | -13.2 | -12.2 | -30.3 | 4 | 11.6 |
| 204 | Internal Road | 5 | 50 | 203.2 | 5.1 | 69.3 | -1 | 0 | -15.4 | -11.9 | -23.8 | 4 | 16.2 |
| 210 | Internal Road | 5 | 50 | 178.8 | 4.4 | 74.6 | -1 | 0 | -16.1 | -11.4 | -26.3 | 2.5 | 13.2 |
| 211 | Internal Road | 5 | 50 | 208.1 | 8.3 | 74.6 | -1 | 0 | -13.3 | -12 | -30.4 | 2.5 | 11.3 |
| 212 | Internal Road | 5 | 50 | 224.4 | 5.7 | 74.6 | -1 | 0 | -15 | -12.3 | -30.5 | 2.5 | 9.2 |
| 213 | Internal Road | 5 | 50 | 238.4 | 8.3 | 74.6 | -1 | 0 | -13.4 | -12.6 | -30.7 | 2.5 | 10.3 |
| 221 | Internal Road | 5 | 50 | 217.7 | 3.8 | 69.3 | -1 | 0 | -16.8 | -12.2 | -30.2 | 2.5 | 6.6 |

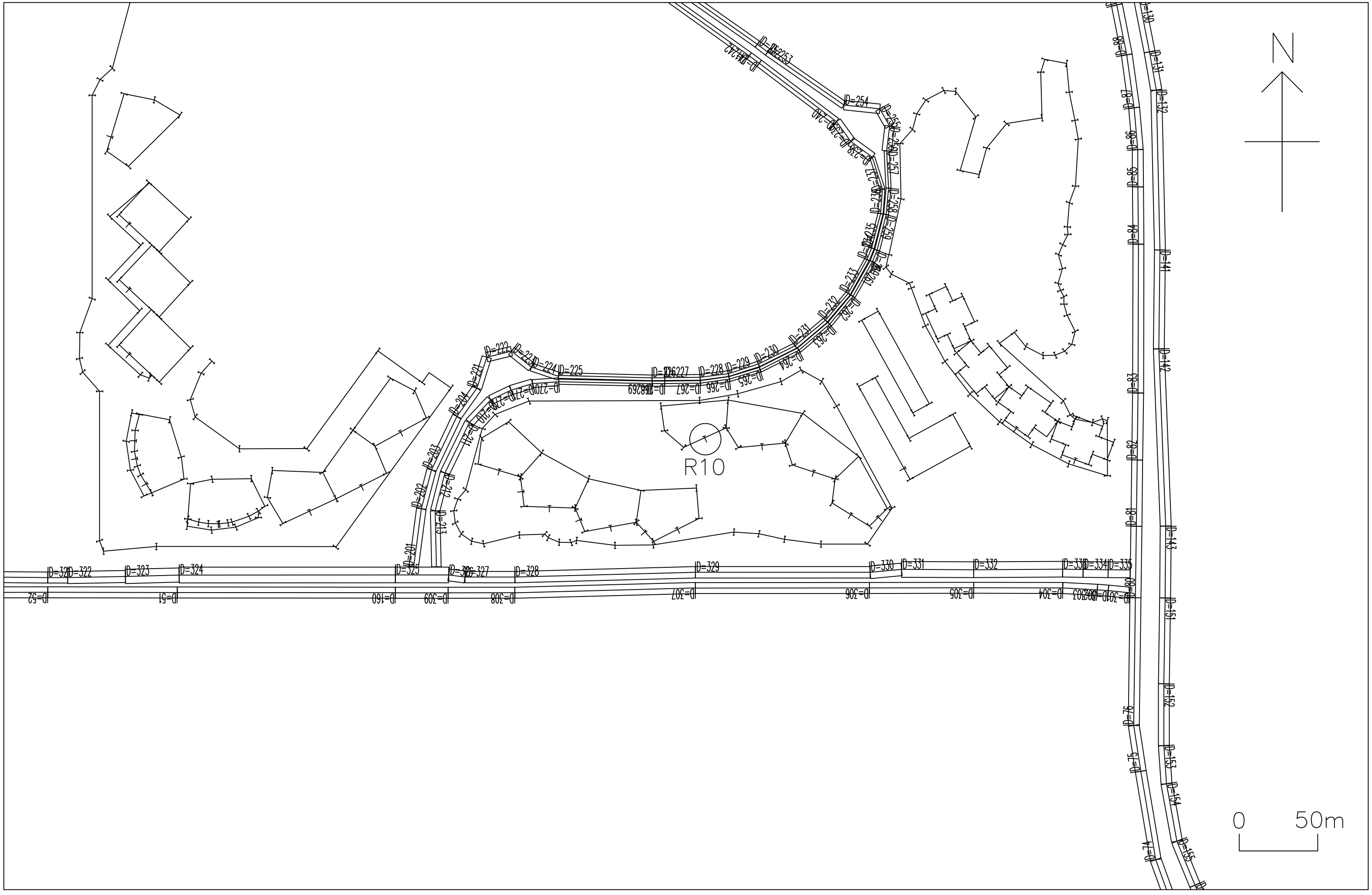
N
R10
0
50m

**Project Number** Agreement No. CE 43/2008 (HY) Cross Bay Link, Tseung Kwan O - Investigation
**Title** Sample Calculations for Road Traffic Noise Assessment

**Calculation of Road Traffic Noise**
UK Department of Transport 2000

| | | |
|---|---|---|
| **NSR ID:** | R10 | 60.9 |
| **Elevation (m PD):** | 34.2 | |
| **Floor Level:** | 1 | |

| | | | | | | | Corrections, dB(A) | | | | | | |
|---|---|---|---|---|---|---|---|---|---|---|---|---|---|
| Segment Number | Segment Name | HV% | Speed (Km/hr) | Distance (m) | Angle of View (degree) | Basic Noise Level, dB(A) | Surface | Gradient | Angle View | Distance Attenuation | Barrier | Reflection | Segment Total, dB(A) |
| 160 | Cross Bay Link | 29.4 | 80 | 94.4 | 1.8 | 80 | 0.1 | 0.6 | -19.9 | -8.8 | -30.4 | 2.5 | 24.1 |
| 309 | Wan O Road | 29.4 | 50 | 94.3 | 4.5 | 78.1 | -1 | 0 | -16 | -8.8 | -30.4 | 2.5 | 24.4 |
| 325 | CBL | 33.9 | 50 | 81.4 | 3.4 | 77.2 | -1 | 0 | -17.3 | -8.2 | -30.4 | 2.5 | 22.8 |
| 73 | Wan Po Road | 58.4 | 70 | 175.1 | 3.6 | 78.1 | -1 | 0 | -17 | -11.3 | 0 | 2.5 | 51.3 |
| 74 | Wan Po Road | 58.4 | 70 | 234.9 | 5.7 | 78.1 | -1 | 0 | -15 | -12.5 | -0.3 | 2.5 | 51.8 |
| 75 | Wan Po Road | 58.4 | 70 | 238.5 | 3.6 | 78.1 | -1 | 0 | -17 | -12.6 | -0.8 | 2.5 | 49.2 |
| 76 | Wan Po Road | 58.4 | 70 | 271.8 | 13.5 | 78.1 | -1 | 0.3 | -11.2 | -13.1 | -5.7 | 2.5 | 49.9 |
| 80 | Wan Po Raod | 55.8 | 70 | 271.9 | 8.8 | 73.9 | -1 | 0.2 | -13.1 | -13.1 | -30.4 | 2.5 | 19 |
| 81 | Wan Po Road | 55.8 | 70 | 271.8 | 8.7 | 73.9 | -3.5 | 0.4 | -13.2 | -13.1 | -30.8 | 2.5 | 16.2 |
| 82 | Wan Po Road | 55.8 | 70 | 271.8 | 8.9 | 73.9 | -3.5 | 0.5 | -13.1 | -13.1 | -31 | 2.5 | 16.2 |
| 83 | Wan Po Road | 55.8 | 70 | 272.1 | 18.1 | 73.9 | -3.5 | 0 | -10 | -13.1 | -31 | 2.5 | 18.8 |
| 132 | Wan Po Road | 38.6 | 70 | 288.8 | 1.9 | 75.2 | -3.5 | 0.2 | -19.7 | -13.4 | -31.4 | 2.5 | 9.9 |
| 141 | Wan Po Road | 38.6 | 70 | 284.8 | 11.3 | 75.2 | -3.5 | 0.5 | -12 | -13.3 | -30.9 | 2.5 | 18.5 |
| 142 | Wan Po Road | 38.6 | 70 | 287.4 | 21.9 | 75.2 | -3.5 | 0 | -9.1 | -13.4 | -30.9 | 2.5 | 20.8 |
| 143 | Wan Po Road | 38.6 | 70 | 290.3 | 8.4 | 75.2 | -1 | 0 | -13.3 | -13.4 | -30.5 | 2.5 | 19.5 |
| 151 | Wan Po Road | 37.5 | 70 | 290.9 | 9 | 78.7 | -1 | 0 | -13 | -13.4 | -18.7 | 2.5 | 35.1 |
| 152 | Wan Po Road | 37.5 | 70 | 288.6 | 5.7 | 78.7 | -1 | 0.1 | -15 | -13.4 | -1.4 | 2.5 | 50.5 |
| 153 | Wan Po Road | 37.5 | 70 | 274.4 | 3 | 78.7 | -1 | 0 | -17.8 | -13.2 | -0.7 | 2.5 | 48.5 |
| 154 | Wan Po Road | 37.5 | 70 | 246.5 | 3.7 | 78.7 | -1 | 0.1 | -16.9 | -12.7 | -0.3 | 2.5 | 50.4 |
| 155 | Wan Po Road | 37.5 | 70 | 177.1 | 1.9 | 78.7 | -1 | 0 | -19.8 | -11.3 | -0.1 | 2.5 | 49 |
| 156 | Wan Po Road | 37.5 | 70 | 166.5 | 1.8 | 78.7 | -1 | 0 | -19.9 | -11.1 | 0 | 2.5 | 49.2 |
| 157 | Wan Po Road | 37.5 | 70 | 169.9 | 1.6 | 78.7 | -1 | 0 | -20.5 | -11.1 | 0 | 2.5 | 48.6 |
| 303 | Wan O Road | 35.1 | 50 | 78.8 | 1.6 | 75.3 | -1 | 0 | -20.6 | -8.1 | -30.3 | 2.5 | 17.8 |
| 304 | Wan O Road | 35.1 | 50 | 90.7 | 6.4 | 75.3 | -1 | 0 | -14.5 | -8.6 | -16.8 | 2.5 | 36.9 |
| 305 | Wan O Road | 35.1 | 50 | 91.4 | 13.2 | 75.3 | -1 | 0 | -11.3 | -8.7 | -14.1 | 2.5 | 42.7 |
| 306 | Wan O Road | 35.1 | 50 | 91.3 | 51.6 | 75.3 | -1 | 0 | -5.4 | -8.6 | -12.5 | 2.5 | 50.3 |
| 307 | Wan O Road | 35.1 | 50 | 91 | 47.3 | 75.3 | -1 | 0 | -5.8 | -8.6 | -28.1 | 2.5 | 34.3 |
| 308 | Wan O Road | 35.1 | 50 | 94.1 | 8 | 75.3 | -1 | 0 | -13.5 | -8.8 | -30.5 | 2.5 | 24 |
| 326 | Wan O Road | 34.6 | 50 | 103.4 | 2 | 76.5 | -1 | 0 | -19.6 | -9.1 | -30.4 | 2.5 | 18.9 |
| 327 | Wan O Road | 34.6 | 50 | 84.2 | 6.1 | 76.5 | -1 | 0.2 | -14.7 | -8.3 | -30.5 | 2.5 | 24.7 |
| 328 | Wan O Road | 34.6 | 50 | 80.9 | 49.8 | 76.5 | -1 | 0 | -5.6 | -8.2 | -30 | 2.5 | 34.2 |
| 329 | Wan O Road | 34.6 | 50 | 81.1 | 55.4 | 76.5 | -1 | 0 | -5.1 | -8.2 | -15.7 | 2.5 | 49 |
| 330 | Wan O Road | 34.6 | 50 | 89.9 | 5.3 | 76.5 | -1 | 0 | -15.3 | -8.6 | -18.1 | 2.5 | 36 |
| 331 | Wan O Road | 34.6 | 50 | 77.4 | 7.6 | 76.5 | -1 | 0.1 | -13.7 | -8 | -17.8 | 2.5 | 38.6 |
| 332 | Wan O Road | 34.6 | 50 | 79.1 | 5.9 | 76.5 | -1 | 0.1 | -14.8 | -8.1 | -30.3 | 2.5 | 24.9 |
| 334 | Wan O Road | 34.6 | 50 | 76.1 | 1.1 | 76.5 | -1 | 0 | -22.2 | -8 | -30.3 | 2.5 | 17.5 |

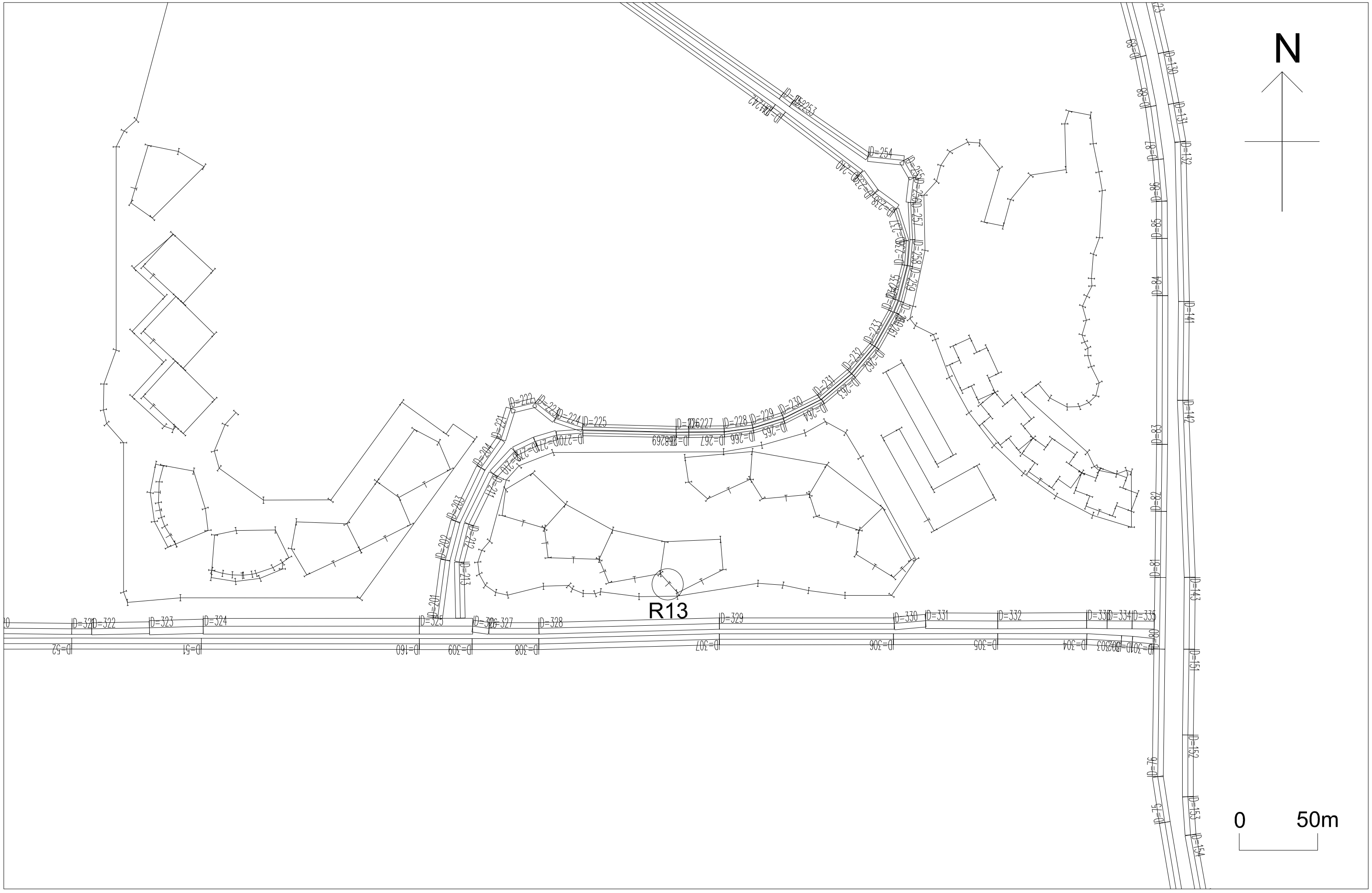
N
R13
0
50m

**Project Number** Agreement No. CE 43/2008 (HY) Cross Bay Link, Tseung Kwan O - Investigation
**Title** Sample Calculations for Road Traffic Noise Assessment

**Calculation of Road Traffic Noise**
UK Department of Transport 2000

| | | |
|---|---|---|
| **NSR ID:** | R13 | 74.6 |
| **Elevation (m PD):** | 30.2 | |
| **Floor Level:** | 1 | |

| | | | | | | | Corrections, dB(A) | | | | | | |
|---|---|---|---|---|---|---|---|---|---|---|---|---|---|
| Segment Number | Segment Name | HV% | Speed (Km/hr) | Distance (m) | Angle of View (degree) | Basic Noise Level, dB(A) | Surface | Gradient | Angle View | Distance Attenuation | Barrier | Reflection | Segment Total, dB(A) |
| 12 | Cross Bay Link | 33.9 | 80 | 76.9 | 1.6 | 79.1 | 0.1 | 0 | -20.4 | -8.1 | -1 | 2.5 | 52.2 |
| 51 | Cross Bay Link | 29.4 | 80 | 34.8 | 1.6 | 80 | 0.1 | 0.6 | -20.6 | -5.4 | 0 | 2.5 | 57.2 |
| 52 | Cross Bay Link | 29.4 | 80 | 33.8 | 1.2 | 80 | 0.1 | 0.8 | -21.9 | -5.5 | 0 | 2.5 | 56 |
| 53 | Cross Bay Link | 29.4 | 80 | 80.5 | 1.7 | 80 | 0.1 | 0.9 | -20.2 | -8.2 | 0 | 2.5 | 55.1 |
| 55 | Cross Bay Link | 29.4 | 80 | 186.9 | 1 | 80 | 0.1 | 0.9 | -22.4 | -11.6 | -0.8 | 2.5 | 48.7 |
| 160 | Cross Bay Link | 29.4 | 80 | 34.6 | 6.2 | 80 | 0.1 | 0.6 | -14.6 | -5.4 | 0 | 2.5 | 63.2 |
| 309 | Wan O Road | 29.4 | 50 | 34.6 | 3.5 | 78.1 | -1 | 0 | -17.2 | -5.2 | 0 | 2.5 | 57.2 |
| 324 | CBL | 33.9 | 50 | 21.6 | 4.4 | 77.2 | -1 | 0 | -16.1 | -4.4 | 0 | 2.5 | 58.2 |
| 325 | CBL | 33.9 | 50 | 21.7 | 2.5 | 77.2 | -1 | 0 | -18.5 | -4.1 | -0.1 | 2.5 | 56 |
| 307 | Wan O Road | 35.1 | 50 | 32.4 | 107.1 | 75.3 | -1 | 0 | -2.3 | -5 | 0 | 2.5 | 69.5 |
| 308 | Wan O Road | 35.1 | 50 | 34.4 | 7.9 | 75.3 | -1 | 0 | -13.6 | -5.2 | 0 | 2.5 | 58 |
| 326 | Wan O Road | 34.6 | 50 | 39 | 1.7 | 76.5 | -1 | 0 | -20.2 | -5.6 | -0.1 | 2.5 | 52.1 |
| 327 | Wan O Road | 34.6 | 50 | 24.5 | 5 | 76.5 | -1 | 0.2 | -15.5 | -4.3 | -0.2 | 2.5 | 58.2 |
| 328 | Wan O Road | 34.6 | 50 | 22.3 | 113.1 | 76.5 | -1 | 0 | -2 | -4.2 | -0.5 | 2.5 | 71.3 |
| 201 | Internal Road | 5 | 50 | 139.5 | 14.6 | 69.3 | -1 | 0 | -10.9 | -10.3 | -8 | 2.5 | 36.6 |
| 202 | Internal Road | 5 | 50 | 138 | 10.3 | 69.3 | -1 | 0 | -12.4 | -10.3 | -30.4 | 2.5 | 12.7 |
| 203 | Internal Road | 5 | 50 | 136.4 | 15.4 | 69.3 | -1 | 0 | -10.7 | -10.2 | -31 | 4 | 15.4 |
| 204 | Internal Road | 5 | 50 | 137 | 9 | 69.3 | -1 | 0 | -13 | -10.2 | -31.1 | 3.3 | 12.3 |
| 210 | Internal Road | 5 | 50 | 126.1 | 8.7 | 74.6 | -1 | 0 | -13.2 | -9.9 | -31.1 | 2.5 | 12.8 |
| 211 | Internal Road | 5 | 50 | 127.6 | 15.5 | 74.6 | -1 | 0 | -10.6 | -9.9 | -31.1 | 2.5 | 15.4 |
| 212 | Internal Road | 5 | 50 | 129.2 | 10.7 | 74.6 | -1 | 0 | -12.2 | -10 | -30.5 | 2.5 | 14.3 |
| 213 | Internal Road | 5 | 50 | 129.5 | 15.3 | 74.6 | -1 | 0 | -10.7 | -10 | -7.9 | 2.5 | 38.4 |
| 221 | Internal Road | 5 | 50 | 126.1 | 7 | 69.3 | -1 | 0 | -14.1 | -9.9 | -30.6 | 2.5 | 11.2 |
| 272 | Internal Road | 5 | 50 | 115.6 | 6.1 | 74.6 | -1 | 0 | -14.7 | -9.5 | -30.7 | 2.5 | 12.1 |

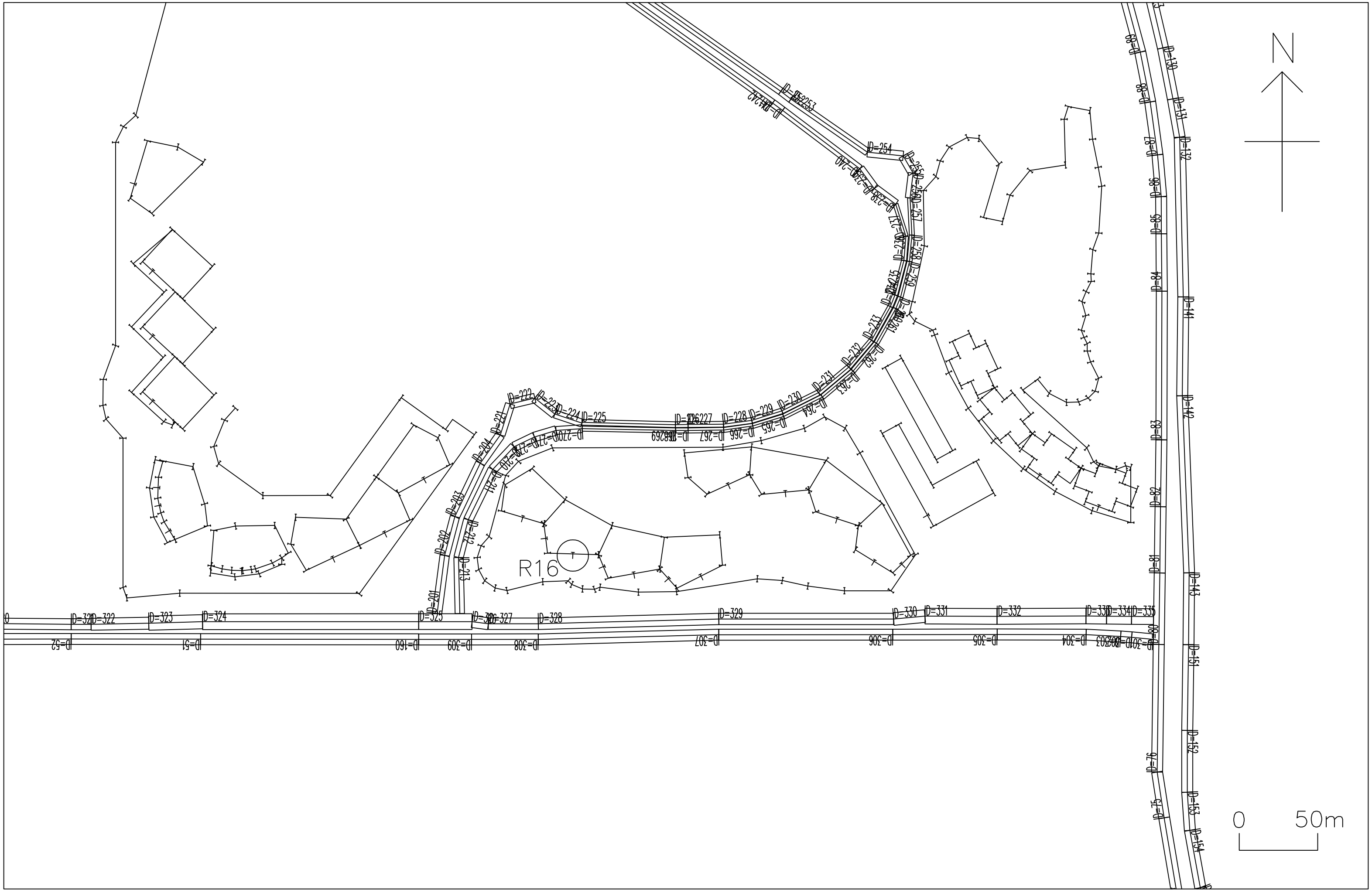
N
R16
0
50m

**Project Number** Agreement No. CE 43/2008 (HY) Cross Bay Link, Tseung Kwan O - Investigation
**Title** Sample Calculations for Road Traffic Noise Assessment

**Calculation of Road Traffic Noise**
UK Department of Transport 2000

| | | |
|---|---|---|
| **NSR ID:** | R16 | 70.9 |
| **Elevation (m PD):** | 30.2 | |
| **Floor Level:** | 1 | |

| | | | | | | | Corrections, dB(A) | | | | | | |
|---|---|---|---|---|---|---|---|---|---|---|---|---|---|
| Segment Number | Segment Name | HV% | Speed (Km/hr) | Distance (m) | Angle of View (degree) | Basic Noise Level, dB(A) | Surface | Gradient | Angle View | Distance Attenuation | Barrier | Reflection | Segment Total, dB(A) |
| 10 | Cross Bay Link | 33.9 | 80 | 190.2 | 1.2 | 79.1 | 0.1 | 0 | -21.9 | -11.6 | -30.2 | 2.5 | 18 |
| 11 | Cross Bay Link | 33.9 | 80 | 88.3 | 1.1 | 79.1 | 0.1 | 0 | -22.2 | -8.5 | -25.4 | 2.5 | 25.6 |
| 12 | Cross Bay Link | 33.9 | 80 | 85.5 | 2.3 | 79.1 | 0.1 | 0 | -19 | -8.4 | -1.1 | 2.5 | 53.2 |
| 51 | Cross Bay Link | 29.4 | 80 | 50.2 | 3.2 | 80 | 0.1 | 0.6 | -17.5 | -6.5 | -1 | 2.5 | 58.2 |
| 52 | Cross Bay Link | 29.4 | 80 | 49.3 | 2.2 | 80 | 0.1 | 0.8 | -19.1 | -6.5 | -5.4 | 2.5 | 52.4 |
| 53 | Cross Bay Link | 29.4 | 80 | 90.1 | 2.4 | 80 | 0.1 | 0.9 | -18.7 | -8.6 | -0.8 | 2.5 | 55.4 |
| 54 | Cross Bay Link | 29.4 | 80 | 103.2 | 1.2 | 80 | 0.1 | 0.9 | -21.7 | -9.1 | -0.2 | 2.5 | 52.5 |
| 55 | Cross Bay Link | 29.4 | 80 | 185.7 | 1.3 | 80 | 0.1 | 0.9 | -21.6 | -11.5 | -21 | 2.5 | 29.4 |
| 160 | Cross Bay Link | 29.4 | 80 | 50 | 15.9 | 80 | 0.1 | 0.6 | -10.5 | -6.4 | -2.1 | 2.5 | 64.2 |
| 309 | Wan O Road | 29.4 | 50 | 50 | 11.1 | 78.1 | -1 | 0 | -12.1 | -6.4 | -2.1 | 2.5 | 59 |
| 320 | CBL | 33.9 | 80 | 43.2 | 1.2 | 79.1 | 0.1 | 0 | -21.7 | -6.1 | -7.3 | 2.5 | 46.6 |
| 323 | CBL | 33.9 | 50 | 31.2 | 1.1 | 77.2 | -1 | 0 | -22.3 | -5.1 | -14.9 | 2.5 | 36.4 |
| 324 | CBL | 33.9 | 50 | 37.1 | 13.1 | 77.2 | -1 | 0 | -11.4 | -5.5 | -3.4 | 2.5 | 58.4 |
| 325 | CBL | 33.9 | 50 | 37.1 | 10.1 | 77.2 | -1 | 0 | -12.5 | -5.4 | -11.4 | 2.5 | 49.4 |
| 72 | Wan Po Road | 58.4 | 70 | 207.3 | 1.6 | 78.1 | -1 | 0 | -20.5 | -12 | 0 | 2.5 | 47.1 |
| 73 | Wan Po Road | 58.4 | 70 | 283.6 | 4.6 | 78.1 | -1 | 0 | -15.9 | -13.3 | -3.7 | 2.5 | 46.7 |
| 155 | Wan Po Road | 37.5 | 70 | 285.9 | 2.3 | 78.7 | -1 | 0 | -18.9 | -13.3 | -30 | 2.5 | 18 |
| 156 | Wan Po Road | 37.5 | 70 | 275.3 | 2.4 | 78.7 | -1 | 0 | -18.7 | -13.2 | -30.1 | 2.5 | 18.2 |
| 157 | Wan Po Road | 37.5 | 70 | 278.8 | 2.1 | 78.7 | -1 | 0 | -19.2 | -13.2 | -0.2 | 2.5 | 47.6 |
| 304 | Wan O Road | 35.1 | 50 | 46.2 | 1.8 | 75.3 | -1 | 0 | -20.1 | -6.1 | -30.4 | 2.5 | 20.2 |
| 305 | Wan O Road | 35.1 | 50 | 47.3 | 3.4 | 75.3 | -1 | 0 | -17.3 | -6.2 | -30.5 | 2.5 | 22.8 |
| 306 | Wan O Road | 35.1 | 50 | 47 | 14.6 | 75.3 | -1 | 0 | -10.9 | -6.2 | -30.3 | 2.5 | 29.4 |
| 307 | Wan O Road | 35.1 | 50 | 49.4 | 83.9 | 75.3 | -1 | 0 | -3.3 | -6.3 | -3.5 | 2.5 | 63.7 |
| 308 | Wan O Road | 35.1 | 50 | 49.9 | 27.9 | 75.3 | -1 | 0 | -8.1 | -6.4 | -0.7 | 2.5 | 61.6 |
| 326 | Wan O Road | 34.6 | 50 | 46.4 | 5.7 | 76.5 | -1 | 0 | -15 | -6.1 | -6.7 | 2.5 | 50.2 |
| 327 | Wan O Road | 34.6 | 50 | 39.9 | 24.2 | 76.5 | -1 | 0.2 | -8.7 | -5.6 | -3.9 | 2.5 | 60 |
| 328 | Wan O Road | 34.6 | 50 | 39.3 | 93.3 | 76.5 | -1 | 0 | -2.9 | -5.6 | -7.6 | 2.5 | 61.9 |
| 329 | Wan O Road | 34.6 | 50 | 36.8 | 12.3 | 76.5 | -1 | 0 | -11.7 | -5.4 | -30.4 | 2.5 | 30.5 |
| 330 | Wan O Road | 34.6 | 50 | 54.7 | 1.4 | 76.5 | -1 | 0 | -21 | -6.7 | -30.6 | 2.5 | 19.7 |
| 331 | Wan O Road | 34.6 | 50 | 32.7 | 1.6 | 76.5 | -1 | 0.1 | -20.5 | -5.1 | -30.6 | 2.5 | 21.9 |
| 332 | Wan O Road | 34.6 | 50 | 35.3 | 1.5 | 76.5 | -1 | 0.1 | -20.9 | -5.3 | -30.5 | 2.5 | 21.4 |
| 201 | Internal Road | 5 | 50 | 77.9 | 23.2 | 69.3 | -1 | 0 | -8.9 | -8 | -15.4 | 2.5 | 33.5 |
| 202 | Internal Road | 5 | 50 | 76 | 1.7 | 69.3 | -1 | 0 | -20.4 | -7.9 | -17.6 | 2.5 | 19.9 |
| 212 | Internal Road | 5 | 50 | 67.2 | 2.7 | 74.6 | -1 | 0 | -18.2 | -7.4 | -21 | 2.5 | 20.4 |
| 213 | Internal Road | 5 | 50 | 69.8 | 26.1 | 74.6 | -1 | 0 | -8.4 | -7.6 | -18 | 2.5 | 33 |

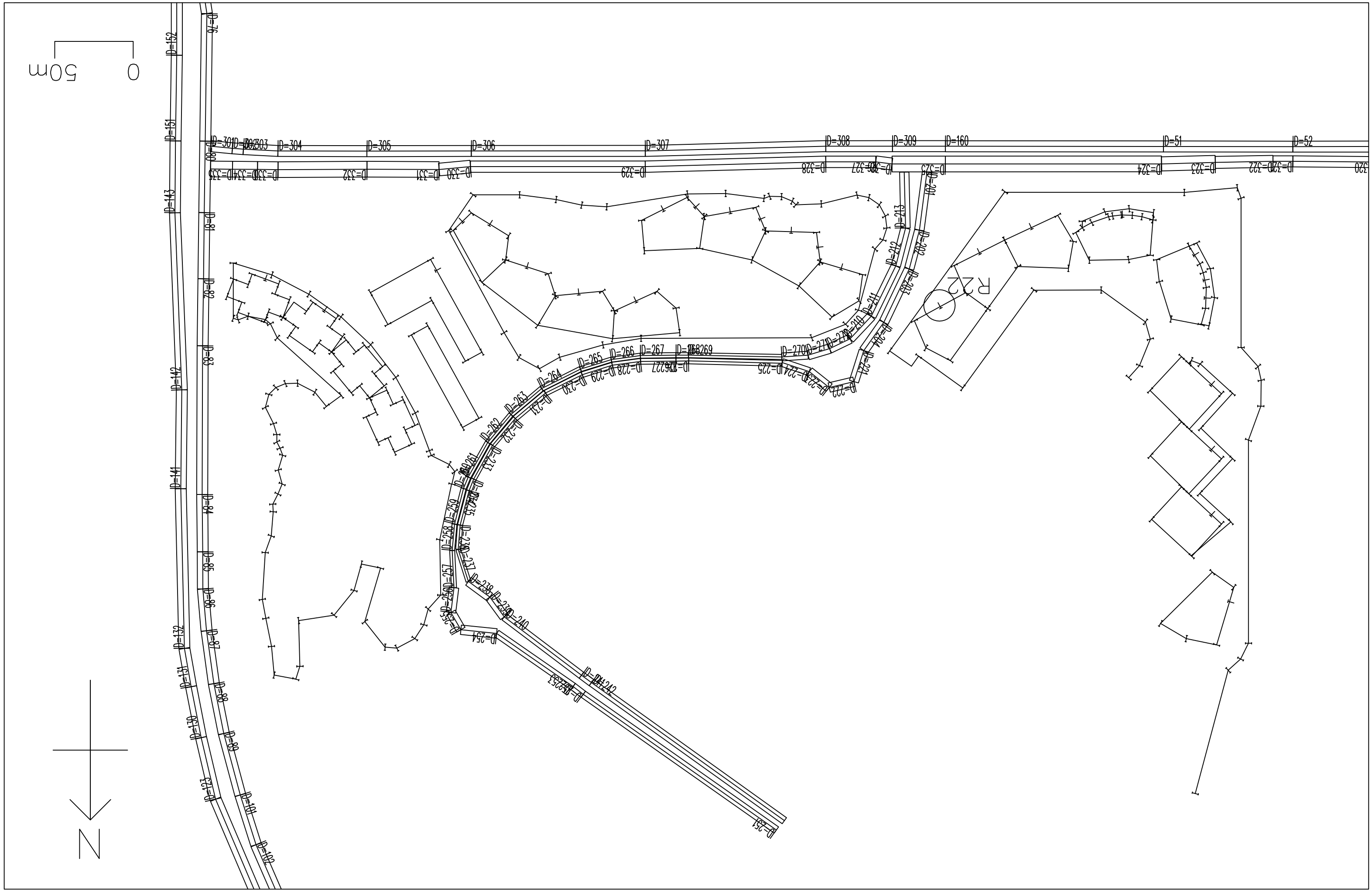
0
50m
N
R20
ID=52
ID=51
ID=160
ID=309
ID=308
ID=307
ID=306
ID=305
ID=304
ID=152
ID=151
ID=143
ID=142
ID=141
ID=132
ID=131
ID=130
ID=127
ID=76
ID=80
ID=81
ID=82
ID=83
ID=84
ID=85
ID=86
ID=87
ID=88
ID=89
ID=90
ID=91
ID=92
ID=93
ID=94
ID=95
ID=96
ID=97
ID=98
ID=99
ID=100
ID=101
ID=102
ID=103
ID=104
ID=105
ID=106
ID=107
ID=108
ID=109
ID=110
ID=111
ID=112
ID=113
ID=114
ID=115
ID=116
ID=117
ID=118
ID=119
ID=120
ID=121
ID=122
ID=123
ID=124
ID=125
ID=126
ID=127
ID=128
ID=129
ID=130
ID=131
ID=132
ID=133
ID=134
ID=135
ID=136
ID=137
ID=138
ID=139
ID=140
ID=141
ID=142
ID=143
ID=144
ID=145
ID=146
ID=147
ID=148
ID=149
ID=150
ID=151
ID=152
ID=153
ID=154
ID=155
ID=156
ID=157
ID=158
ID=159
ID=160
ID=161
ID=162
ID=163
ID=164
ID=165
ID=166
ID=167
ID=168
ID=169
ID=170
ID=171
ID=172
ID=173
ID=174
ID=175
ID=176
ID=177
ID=178
ID=179
ID=180
ID=181
ID=182
ID=183
ID=184
ID=185
ID=186
ID=187
ID=188
ID=189
ID=190
ID=191
ID=192
ID=193
ID=194
ID=195
ID=196
ID=197
ID=198
ID=199
ID=200
ID=201
ID=202
ID=203
ID=204
ID=205
ID=206
ID=207
ID=208
ID=209
ID=210
ID=211
ID=212
ID=213
ID=214
ID=215
ID=216
ID=217
ID=218
ID=219
ID=220
ID=221
ID=222
ID=223
ID=224
ID=225
ID=226
ID=227
ID=228
ID=229
ID=230
ID=231
ID=232
ID=233
ID=234
ID=235
ID=236
ID=237
ID=238
ID=239
ID=240
ID=241
ID=242
ID=243
ID=244
ID=245
ID=246
ID=247
ID=248
ID=249
ID=250
ID=251
ID=252
ID=253
ID=254
ID=255
ID=256
ID=257
ID=258
ID=259
ID=260
ID=261
ID=262
ID=263
ID=264
ID=265
ID=266
ID=267
ID=268
ID=269
ID=270
ID=271
ID=272
ID=273
ID=274
ID=275
ID=276
ID=277
ID=278
ID=279
ID=280
ID=281
ID=282
ID=283
ID=284
ID=285
ID=286
ID=287
ID=288
ID=289
ID=290
ID=291
ID=292
ID=293
ID=294
ID=295
ID=296
ID=297
ID=298
ID=299
ID=300
ID=301
ID=302
ID=303
ID=304
ID=305
ID=306
ID=307
ID=308
ID=309
ID=310
ID=311
ID=312
ID=313
ID=314
ID=315
ID=316
ID=317
ID=318
ID=319
ID=320
ID=321
ID=322
ID=323
ID=324
ID=325
ID=326
ID=327
ID=328
ID=329
ID=330
ID=331
ID=332
ID=333
ID=334
ID=335

**Project Number** Agreement No. CE 43/2008 (HY) Cross Bay Link, Tseung Kwan O - Investigation
**Title** Sample Calculations for Road Traffic Noise Assessment

**Calculation of Road Traffic Noise**
UK Department of Transport 2000

| | | |
|---|---|---|
| **NSR ID:** | R22 | 68.6 |
| **Elevation (m PD):** | 30.2 | |
| **Floor Level:** | 1 | |

| | | | | | | | Corrections, dB(A) | | | | | | |
|---|---|---|---|---|---|---|---|---|---|---|---|---|---|
| Segment Number | Segment Name | HV% | Speed (Km/hr) | Distance (m) | Angle of View (degree) | Basic Noise Level, dB(A) | Surface | Gradient | Angle View | Distance Attenuation | Barrier | Reflection | Segment Total, dB(A) |
| 51 | Cross Bay Link | 29.4 | 80 | 98 | 7.1 | 80 | 0.1 | 0.6 | -14.1 | -8.9 | -30.9 | 2.5 | 29.3 |
| 160 | Cross Bay Link | 29.4 | 80 | 97.9 | 52.5 | 80 | 0.1 | 0.6 | -5.4 | -8.9 | -6.4 | 2.5 | 62.5 |
| 309 | Wan O Road | 29.4 | 50 | 98 | 18.5 | 78.1 | -1 | 0 | -9.9 | -8.9 | 0 | 2.5 | 60.8 |
| 323 | CBL | 33.9 | 50 | 81.8 | 4.2 | 77.2 | -1 | 0 | -16.3 | -8.2 | -31 | 2.5 | 23.2 |
| 324 | CBL | 33.9 | 50 | 85.1 | 55.1 | 77.2 | -1 | 0 | -5.1 | -8.3 | -8.6 | 2.5 | 56.7 |
| 325 | CBL | 33.9 | 50 | 85.1 | 20.9 | 77.2 | -1 | 0 | -9.3 | -8.3 | -0.1 | 2.5 | 61 |
| 72 | Wan Po Road | 58.4 | 70 | 264.9 | 1.4 | 78.1 | -1 | 0 | -21.1 | -13 | -0.4 | 2.5 | 45.1 |
| 304 | Wan O Road | 35.1 | 50 | 94 | 1.9 | 75.3 | -1 | 0 | -19.7 | -8.7 | -30.8 | 2.5 | 17.6 |
| 305 | Wan O Road | 35.1 | 50 | 95.5 | 3.2 | 75.3 | -1 | 0 | -17.5 | -8.8 | -31 | 2.5 | 19.5 |
| 306 | Wan O Road | 35.1 | 50 | 95.1 | 9.5 | 75.3 | -1 | 0 | -12.8 | -8.8 | -30.7 | 2.5 | 24.5 |
| 307 | Wan O Road | 35.1 | 50 | 99.9 | 26.8 | 75.3 | -1 | 0 | -8.3 | -9 | -15.3 | 2.5 | 44.2 |
| 308 | Wan O Road | 35.1 | 50 | 98 | 19.1 | 75.3 | -1 | 0 | -9.7 | -8.9 | -1.2 | 2.5 | 57 |
| 326 | Wan O Road | 34.6 | 50 | 81.6 | 5.4 | 76.5 | -1 | 0 | -15.2 | -8.2 | 0 | 2.5 | 54.6 |
| 327 | Wan O Road | 34.6 | 50 | 87.9 | 14.4 | 76.5 | -1 | 0.2 | -11 | -8.5 | -3.1 | 2.5 | 55.6 |
| 328 | Wan O Road | 34.6 | 50 | 89.8 | 26.4 | 76.5 | -1 | 0 | -8.3 | -8.5 | -18.2 | 2.5 | 43 |
| 329 | Wan O Road | 34.6 | 50 | 84.8 | 8.8 | 76.5 | -1 | 0 | -13.1 | -8.3 | -31 | 2.5 | 25.6 |
| 330 | Wan O Road | 34.6 | 50 | 111.1 | 1.3 | 76.5 | -1 | 0 | -21.5 | -9.4 | -31.1 | 2.5 | 16 |
| 331 | Wan O Road | 34.6 | 50 | 80.3 | 1.8 | 76.5 | -1 | 0.1 | -20 | -8.1 | -31 | 2.5 | 19 |
| 332 | Wan O Road | 34.6 | 50 | 83.8 | 1.8 | 76.5 | -1 | 0.1 | -20 | -8.3 | -30.9 | 2.5 | 18.9 |
| 201 | Internal Road | 5 | 50 | 16 | 9.6 | 69.3 | -1 | 0 | -12.7 | -3.6 | -0.5 | 2.5 | 49 |
| 202 | Internal Road | 5 | 50 | 21.6 | 24.8 | 69.3 | -1 | 0 | -8.6 | -4.1 | -2.4 | 2.5 | 50.7 |
| 203 | Internal Road | 5 | 50 | 24.4 | 67.2 | 69.3 | -1 | 0 | -4.3 | -4.4 | -7 | 2.7 | 50.3 |
| 204 | Internal Road | 5 | 50 | 19.7 | 11.4 | 69.3 | -1 | 0 | -12 | -4 | -9.9 | 2.5 | 39.9 |
| 210 | Internal Road | 5 | 50 | 24 | 11.5 | 74.6 | -1 | 0 | -11.9 | -4.3 | -2.6 | 3.2 | 48.9 |
| 211 | Internal Road | 5 | 50 | 33 | 51.2 | 74.6 | -1 | 0 | -5.5 | -5.1 | -1.7 | 4 | 56.2 |
| 212 | Internal Road | 5 | 50 | 30.2 | 24.2 | 74.6 | -1 | 0 | -8.7 | -4.9 | -0.6 | 3.6 | 53.9 |
| 213 | Internal Road | 5 | 50 | 17.5 | 8.9 | 74.6 | -1 | 0 | -13.1 | -3.8 | -0.2 | 2.5 | 49.9 |
| 223 | Internal Road | 5 | 50 | 81.8 | 1.4 | 69.3 | -1 | 0 | -21.2 | -8.2 | -0.8 | 2.5 | 35.6 |
| 224 | Internal Road | 5 | 50 | 64 | 7 | 69.3 | -1 | 0 | -14.1 | -7.3 | -0.2 | 2.5 | 44.2 |
| 225 | Internal Road | 5 | 50 | 37.6 | 7.7 | 69.3 | -1 | 0 | -13.7 | -5.5 | -1 | 2.5 | 45.6 |
| 227 | Internal Road | 5 | 50 | 32.3 | 1.3 | 69.3 | -1 | 0 | -21.3 | -5.1 | -12.9 | 2.5 | 26.5 |
| 230 | Internal Road | 5 | 50 | 60 | 1.6 | 69.3 | -1 | 0 | -20.6 | -7 | -5.1 | 4 | 34.6 |
| 231 | Internal Road | 5 | 50 | 117.1 | 2.4 | 69.3 | -1 | 0 | -18.8 | -9.6 | -1.4 | 3.6 | 37.1 |
| 232 | Internal Road | 5 | 50 | 158.1 | 2.5 | 69.3 | -1 | 0 | -18.6 | -10.8 | 0 | 3.1 | 37 |
| 233 | Internal Road | 5 | 50 | 204.1 | 3.1 | 69.3 | -1 | 0 | -17.7 | -11.9 | 0 | 4 | 37.7 |
| 234 | Internal Road | 5 | 50 | 231.6 | 1 | 69.3 | -1 | 0 | -22.4 | -12.4 | 0 | 4 | 32.5 |
| 235 | Internal Road | 5 | 50 | 258.9 | 3.1 | 69.3 | -1 | 0 | -17.6 | -12.9 | 0 | 4 | 36.8 |
| 236 | Internal Road | 5 | 50 | 292.2 | 2.3 | 69.3 | -1 | 0 | -19 | -13.4 | 0 | 4 | 34.9 |
| 258 | Internal Road | 5 | 50 | 293.8 | 2.4 | 74.6 | -1 | 0 | -18.7 | -13.4 | 0 | 4 | 36.4 |
| 259 | Internal Road | 5 | 50 | 263.7 | 3.2 | 74.6 | -1 | 0 | -17.5 | -13 | 0 | 4 | 38 |
| 260 | Internal Road | 5 | 50 | 235.4 | 1 | 74.6 | -1 | 0 | -22.4 | -12.5 | 0 | 4 | 33.6 |
| 261 | Internal Road | 5 | 50 | 206 | 3.1 | 74.6 | -1 | 0 | -17.6 | -11.9 | 0 | 4 | 39 |
| 262 | Internal Road | 5 | 50 | 163.9 | 2.6 | 74.6 | -1 | 0 | -18.4 | -11 | 0 | 2.8 | 37.9 |
| 263 | Internal Road | 5 | 50 | 121.3 | 2.5 | 74.6 | -1 | 0 | -18.6 | -9.7 | -2.2 | 4 | 38 |
| 264 | Internal Road | 5 | 50 | 65.1 | 1.8 | 74.6 | -1 | 0 | -20.1 | -7.3 | -7 | 4 | 34.1 |
| 267 | Internal Road | 5 | 50 | 27.8 | 1.2 | 74.6 | -1 | 0 | -21.9 | -4.7 | -14.8 | 4 | 27.1 |
| 269 | Internal Road | 5 | 50 | 33.3 | 6.9 | 74.6 | -1 | 0 | -14.2 | -5.1 | -2.3 | 2.5 | 45.4 |
| 270 | Internal Road | 5 | 50 | 23.2 | 2.6 | 74.6 | -1 | 0 | -18.4 | -4.3 | -0.1 | 2.5 | 44.2 |

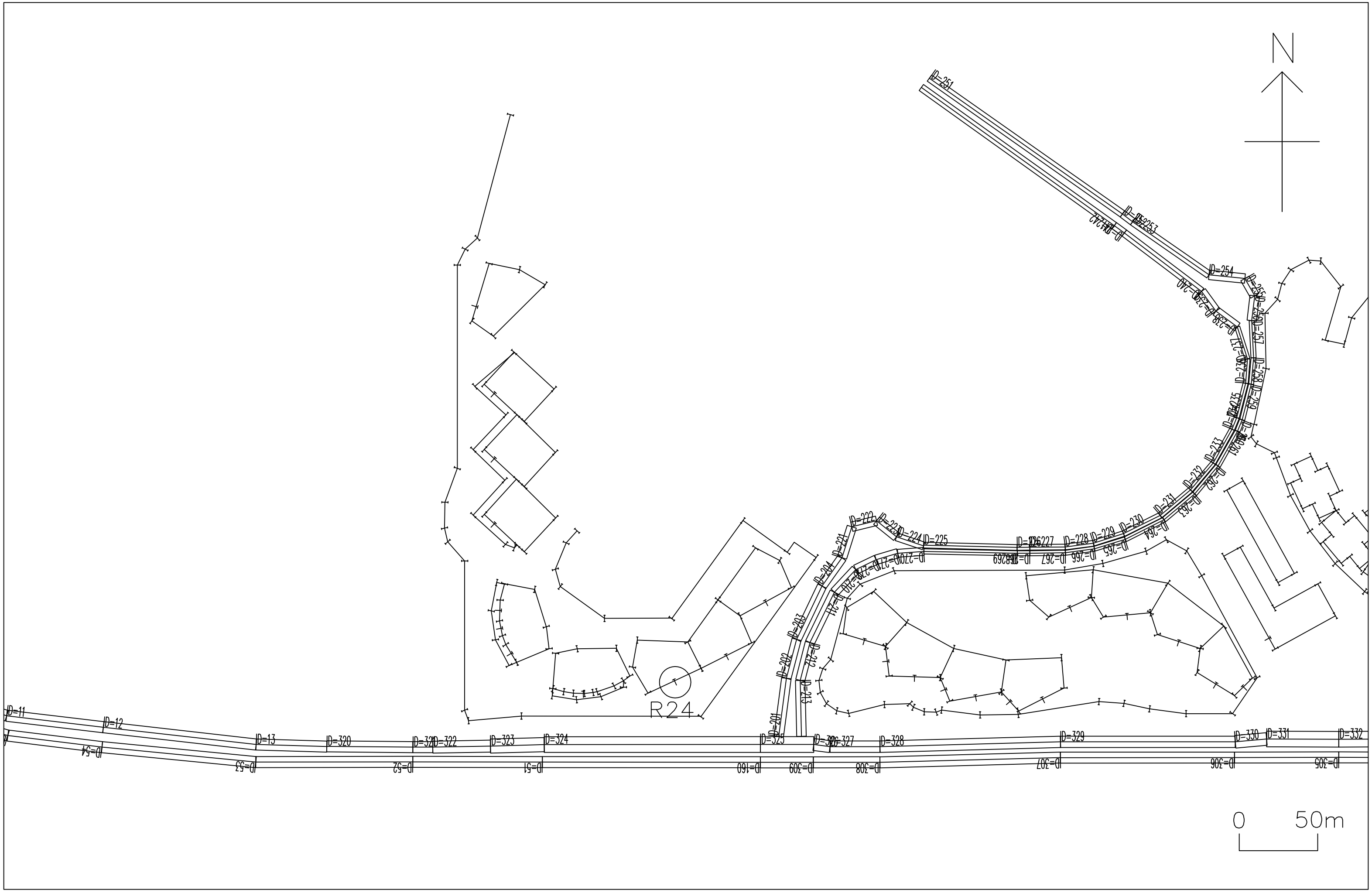
N
R24
0
50m

**Project Number** Agreement No. CE 43/2008 (HY) Cross Bay Link, Tseung Kwan O - Investigation
**Title** Sample Calculations for Road Traffic Noise Assessment

**Calculation of Road Traffic Noise**
UK Department of Transport 2000

| **NSR ID:** | R24 | 69.4 |
|---|---|---|
| **Elevation (m PD):** | 30.2 | |
| **Floor Level:** | 1 | |

| | | | | | | | Corrections, dB(A) | | | | | | |
|---|---|---|---|---|---|---|---|---|---|---|---|---|---|
| Segment Number | Segment Name | HV% | Speed (Km/hr) | Distance (m) | Angle of View (degree) | Basic Noise Level, dB(A) | Surface | Gradient | Angle View | Distance Attenuation | Barrier | Reflection | Segment Total, dB(A) |
| 51 | Cross Bay Link | 29.4 | 80 | 47.5 | 6.1 | 80 | 0.1 | 0.6 | -14.7 | -6.2 | -2 | 2.5 | 60.3 |
| 160 | Cross Bay Link | 29.4 | 80 | 47.5 | 105.8 | 80 | 0.1 | 0.6 | -2.3 | -6.2 | -8.8 | 2.5 | 65.9 |
| 309 | Wan O Road | 29.4 | 50 | 47.6 | 13.1 | 78.1 | -1 | 0 | -11.4 | -6.2 | -4.9 | 2.5 | 57.1 |
| 324 | CBL | 33.9 | 50 | 34.7 | 118.4 | 77.2 | -1 | 0 | -1.8 | -5.2 | -14.2 | 2.5 | 57.5 |
| 325 | CBL | 33.9 | 50 | 34.7 | 12 | 77.2 | -1 | 0 | -11.8 | -5.2 | -8.2 | 2.5 | 53.5 |
| 305 | Wan O Road | 35.1 | 50 | 45.2 | 1.2 | 75.3 | -1 | 0 | -21.7 | -6.1 | -1.9 | 2.5 | 47.1 |
| 306 | Wan O Road | 35.1 | 50 | 44.7 | 3.4 | 75.3 | -1 | 0 | -17.2 | -6 | -2.6 | 2.5 | 51 |
| 307 | Wan O Road | 35.1 | 50 | 51 | 10.3 | 75.3 | -1 | 0 | -12.4 | -6.4 | -0.1 | 2.5 | 57.9 |
| 308 | Wan O Road | 35.1 | 50 | 47.7 | 8.8 | 75.3 | -1 | 0 | -13.1 | -6.2 | -1 | 2.5 | 56.5 |
| 326 | Wan O Road | 34.6 | 50 | 24 | 1.6 | 76.5 | -1 | 0 | -20.5 | -4.3 | -2.7 | 2.5 | 50.5 |
| 327 | Wan O Road | 34.6 | 50 | 37.5 | 5.1 | 76.5 | -1 | 0.2 | -15.5 | -5.5 | -0.9 | 2.5 | 56.3 |
| 328 | Wan O Road | 34.6 | 50 | 40.9 | 8.7 | 76.5 | -1 | 0 | -13.2 | -5.7 | -0.8 | 2.5 | 58.3 |
| 329 | Wan O Road | 34.6 | 50 | 34.4 | 2.7 | 76.5 | -1 | 0 | -18.2 | -5.2 | -7.7 | 2.5 | 46.9 |
| 201 | Internal Road | 5 | 50 | 66.9 | 29.7 | 69.3 | -1 | 0 | -7.8 | -7.4 | -10.3 | 2.5 | 40.3 |
| 202 | Internal Road | 5 | 50 | 64.9 | 17.4 | 69.3 | -1 | 0 | -10.2 | -7.3 | -13.7 | 2.5 | 34.6 |
| 203 | Internal Road | 5 | 50 | 55.1 | 5.5 | 69.3 | -1 | 0 | -15.2 | -6.7 | -15.9 | 4 | 29.5 |
| 211 | Internal Road | 5 | 50 | 63.1 | 8.5 | 74.6 | -1 | 0 | -13.3 | -7.2 | -13.4 | 4 | 34.6 |
| 212 | Internal Road | 5 | 50 | 73.9 | 15.6 | 74.6 | -1 | 0 | -10.6 | -7.8 | -11.4 | 4 | 38.7 |
| 213 | Internal Road | 5 | 50 | 76.7 | 24 | 74.6 | -1 | 0 | -8.7 | -7.9 | -7.9 | 3.2 | 43.2 |
| 225 | Internal Road | 5 | 50 | 89.5 | 3.4 | 69.3 | -1 | 0 | -17.2 | -8.5 | -27.2 | 2.5 | 12.9 |
| 227 | Internal Road | 5 | 50 | 82.2 | 1.7 | 69.3 | -1 | 0 | -20.2 | -8.2 | -30.3 | 2.5 | 7.1 |
| 231 | Internal Road | 5 | 50 | 115.9 | 1.5 | 69.3 | -1 | 0 | -20.8 | -9.6 | -30.2 | 3 | 5.7 |
| 232 | Internal Road | 5 | 50 | 169.8 | 1.7 | 69.3 | -1 | 0 | -20.3 | -11.1 | -30.1 | 3.6 | 5.4 |
| 233 | Internal Road | 5 | 50 | 230.4 | 2.3 | 69.3 | -1 | 0 | -19 | -12.4 | -30.1 | 4 | 5.8 |
| 261 | Internal Road | 5 | 50 | 231.7 | 2.3 | 74.6 | -1 | 0 | -18.9 | -12.4 | -30.1 | 4 | 7.1 |
| 262 | Internal Road | 5 | 50 | 176.3 | 1.8 | 74.6 | -1 | 0 | -20 | -11.3 | -30.2 | 3.2 | 6.2 |
| 263 | Internal Road | 5 | 50 | 120.2 | 1.5 | 74.6 | -1 | 0 | -20.7 | -9.7 | -30.1 | 3.6 | 7.6 |
| 267 | Internal Road | 5 | 50 | 77.4 | 1.6 | 74.6 | -1 | 0 | -20.4 | -8 | -30.3 | 2.5 | 8.3 |
| 269 | Internal Road | 5 | 50 | 84.9 | 4.3 | 74.6 | -1 | 0 | -16.3 | -8.3 | -28.3 | 2.5 | 14.1 |

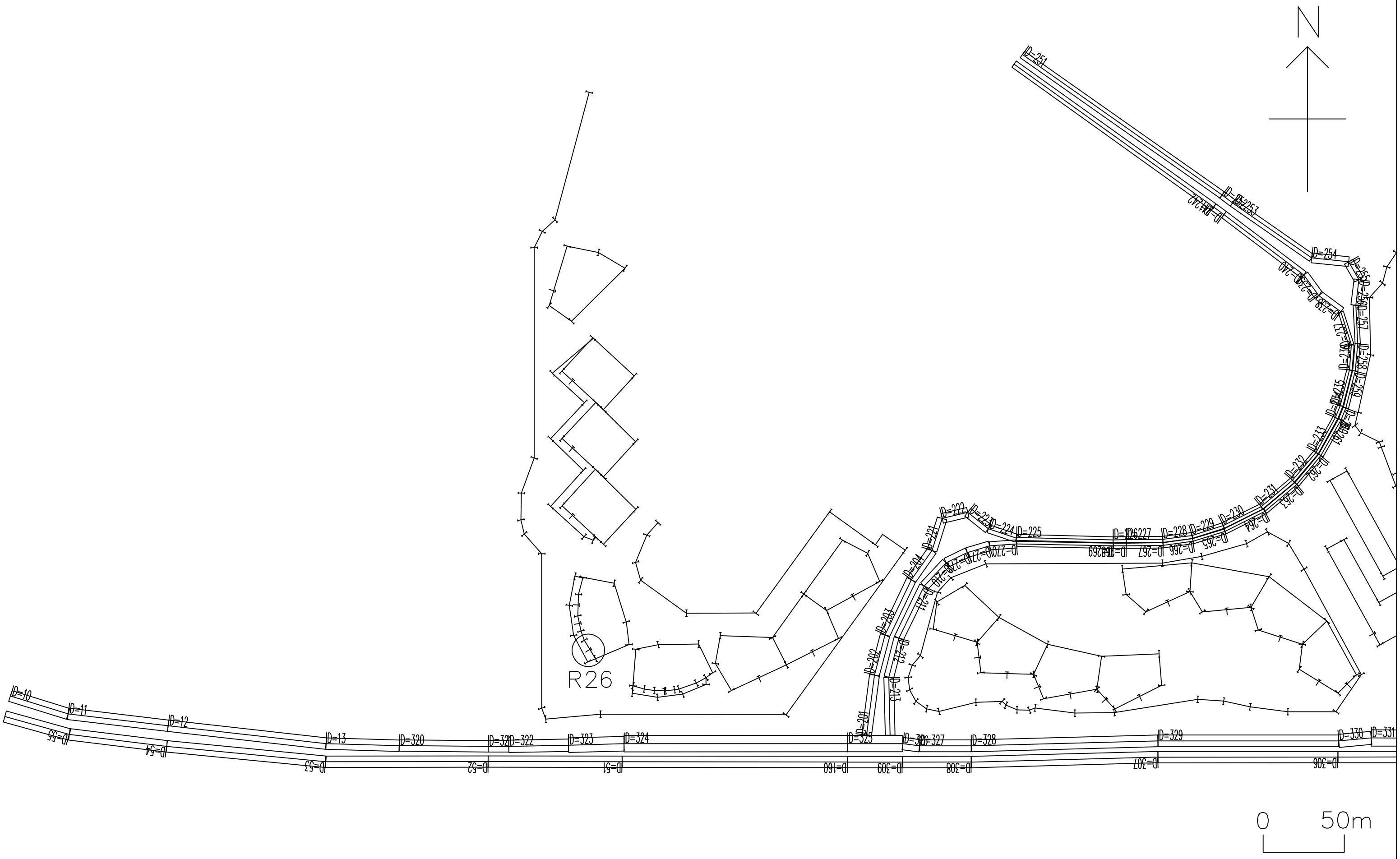
N
R26
0
50m

**Project Number** Agreement No. CE 43/2008 (HY) Cross Bay Link, Tseung Kwan O - Investigation
**Title** Sample Calculations for Road Traffic Noise Assessment

**Calculation of Road Traffic Noise**
UK Department of Transport 2000

| **NSR ID:** | R26 | 75.3 |
|---|---|---|
| **Elevation (m PD):** | 43.7 | |
| **Floor Level:** | 1 | |

| | | | | | | | Corrections, dB(A) | | | | | | |
|---|---|---|---|---|---|---|---|---|---|---|---|---|---|
| Segment Number | Segment Name | HV% | Speed (Km/hr) | Distance (m) | Angle of View (degree) | Basic Noise Level, dB(A) | Surface | Gradient | Angle View | Distance Attenuation | Barrier | Reflection | Segment Total, dB(A) |
| 10 | Cross Bay Link | 33.9 | 80 | 128.6 | 2.4 | 79.1 | 0.1 | 0 | -18.7 | -10.1 | 0 | 2.5 | 52.9 |
| 11 | Cross Bay Link | 33.9 | 80 | 73.1 | 3.2 | 79.1 | 0.1 | 0 | -17.5 | -8 | 0 | 2.5 | 56.2 |
| 12 | Cross Bay Link | 33.9 | 80 | 71.7 | 9.4 | 79.1 | 0.1 | 0 | -12.8 | -7.9 | 0 | 2.5 | 61 |
| 13 | Cross Bay Link | 33.9 | 80 | 58.6 | 7.2 | 79.1 | 0.1 | 0 | -14 | -7.2 | 0 | 2.5 | 60.5 |
| 51 | Cross Bay Link | 29.4 | 80 | 65.1 | 58.9 | 80 | 0.1 | 0.6 | -4.9 | -7.6 | 0 | 2.5 | 70.7 |
| 52 | Cross Bay Link | 29.4 | 80 | 64.9 | 25 | 80 | 0.1 | 0.8 | -8.6 | -7.6 | 0 | 2.5 | 67.2 |
| 53 | Cross Bay Link | 29.4 | 80 | 80.4 | 10.2 | 80 | 0.1 | 0.9 | -12.5 | -8.3 | 0 | 2.5 | 62.7 |
| 54 | Cross Bay Link | 29.4 | 80 | 86.9 | 3.6 | 80 | 0.1 | 0.9 | -17 | -8.6 | 0 | 2.5 | 57.9 |
| 55 | Cross Bay Link | 29.4 | 80 | 131.7 | 2.7 | 80 | 0.1 | 0.9 | -18.2 | -10.1 | 0 | 2.5 | 55.2 |
| 160 | Cross Bay Link | 29.4 | 80 | 65.1 | 14.3 | 80 | 0.1 | 0.6 | -11 | -7.6 | 0 | 2.5 | 64.6 |
| 320 | CBL | 33.9 | 80 | 56.2 | 17.1 | 79.1 | 0.1 | 0 | -10.2 | -7.1 | 0 | 2.5 | 64.4 |
| 321 | CBL | 33.9 | 50 | 55.6 | 6.6 | 77.2 | -1 | 0 | -14.4 | -7.1 | 0 | 2.5 | 57.2 |
| 322 | CBL | 33.9 | 50 | 54.4 | 27.8 | 77.2 | -1 | 0 | -8.1 | -7 | -0.5 | 2.5 | 63.1 |
| 323 | CBL | 33.9 | 50 | 53.6 | 32.8 | 77.2 | -1 | 0 | -7.4 | -6.9 | -0.8 | 2.5 | 63.6 |
| 324 | CBL | 33.9 | 50 | 52.5 | 10.3 | 77.2 | -1 | 0 | -12.4 | -6.9 | -1.8 | 2.5 | 57.6 |

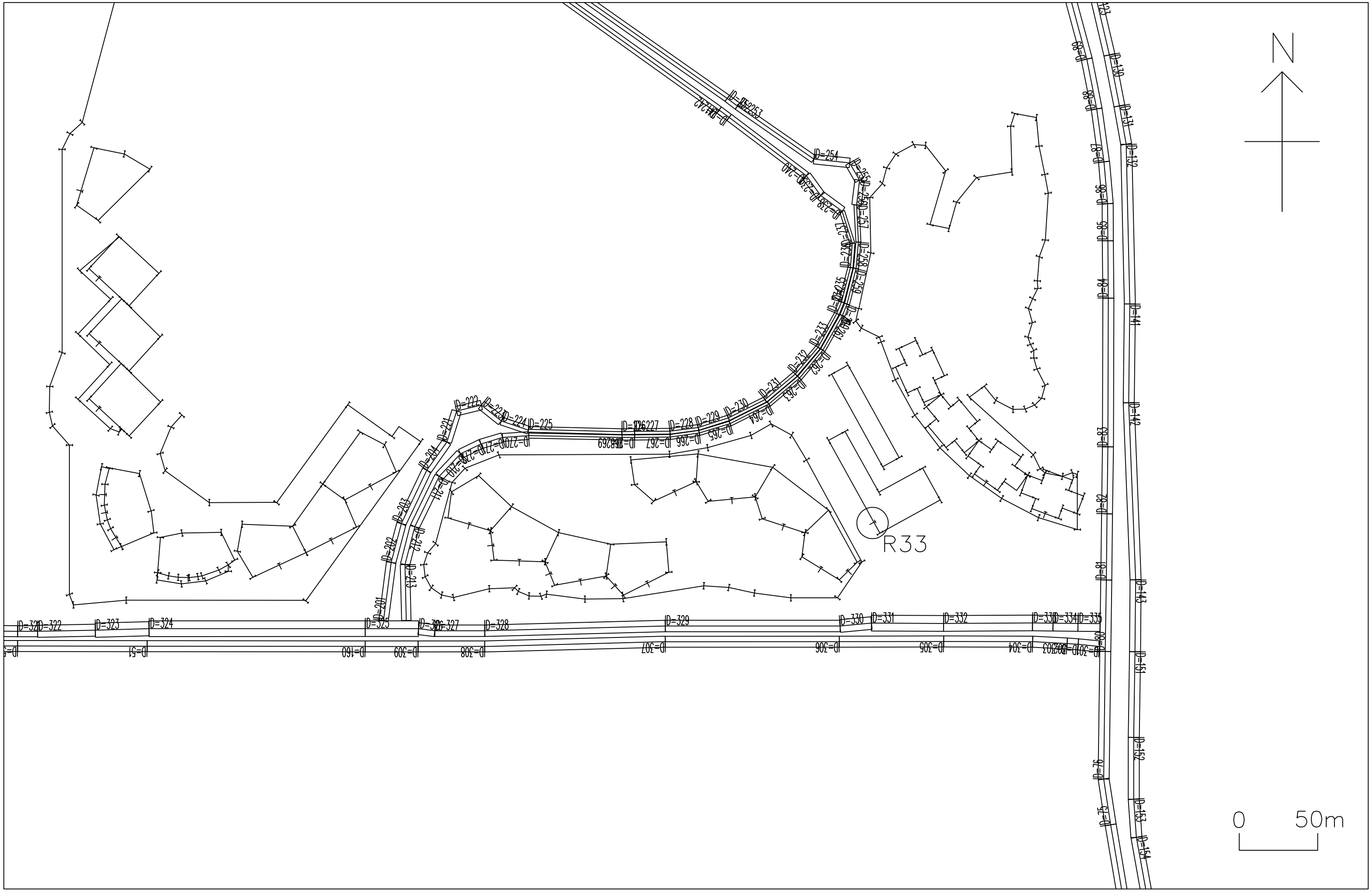
N
R33
0
50m

**Project Number** Agreement No. CE 43/2008 (HY) Cross Bay Link, Tseung Kwan O - Investigation
**Title** Sample Calculations for Road Traffic Noise Assessment

**Calculation of Road Traffic Noise**
UK Department of Transport 2000

| **NSR ID:** | R33 | 67.5 |
|---|---|---|
| **Elevation (m PD):** | 6.2 | |
| **Floor Level:** | 1 | |

| | | | | | | | Corrections, dB(A) | | | | | | |
|---|---|---|---|---|---|---|---|---|---|---|---|---|---|
| Segment Number | Segment Name | HV% | Speed (Km/hr) | Distance (m) | Angle of View (degree) | Basic Noise Level, dB(A) | Surface | Gradient | Angle View | Distance Attenuation | Barrier | Reflection | Segment Total, dB(A) |
| 12 | Cross Bay Link | 33.9 | 80 | 135.8 | 1.6 | 79.1 | 0.1 | 0 | -20.5 | -10.2 | -30.9 | 2.5 | 20.1 |
| 51 | Cross Bay Link | 29.4 | 80 | 75.7 | 1.5 | 80 | 0.1 | 0.6 | -20.9 | -7.7 | -30.9 | 2.5 | 23.7 |
| 52 | Cross Bay Link | 29.4 | 80 | 74.2 | 1.2 | 80 | 0.1 | 0.8 | -21.6 | -7.6 | -30.7 | 2.5 | 23.5 |
| 53 | Cross Bay Link | 29.4 | 80 | 136.9 | 1.6 | 80 | 0.1 | 0.9 | -20.4 | -10.2 | -30.7 | 2.5 | 22.2 |
| 160 | Cross Bay Link | 29.4 | 80 | 75.4 | 4 | 80 | 0.1 | 0.6 | -16.5 | -7.7 | -31 | 2.5 | 28 |
| 309 | Wan O Road | 29.4 | 50 | 75.2 | 1.5 | 78.1 | -1 | 0 | -20.7 | -7.7 | -31.2 | 2.5 | 20 |
| 324 | CBL | 33.9 | 50 | 62.2 | 3.4 | 77.2 | -1 | 0 | -17.2 | -6.9 | -31.1 | 2.5 | 23.5 |
| 325 | CBL | 33.9 | 50 | 62.3 | 1.3 | 77.2 | -1 | 0 | -21.3 | -6.9 | -31.2 | 2.5 | 19.3 |
| 305 | Wan O Road | 35.1 | 50 | 72.1 | 44.7 | 75.3 | -1 | 0 | -6.1 | -7.5 | 0 | 2.5 | 63.2 |
| 306 | Wan O Road | 35.1 | 50 | 72.1 | 44.5 | 75.3 | -1 | 0 | -6.1 | -7.5 | -29.4 | 2.5 | 33.8 |
| 307 | Wan O Road | 35.1 | 50 | 68.6 | 12.1 | 75.3 | -1 | 0 | -11.7 | -7.3 | -30.4 | 2.5 | 27.4 |
| 308 | Wan O Road | 35.1 | 50 | 74.8 | 2.5 | 75.3 | -1 | 0 | -18.7 | -7.6 | -30.7 | 2.5 | 19.8 |
| 327 | Wan O Road | 34.6 | 50 | 65.1 | 1.7 | 76.5 | -1 | 0.2 | -20.2 | -7.1 | -31.4 | 2.5 | 19.5 |
| 328 | Wan O Road | 34.6 | 50 | 58.5 | 10.9 | 76.5 | -1 | 0 | -12.2 | -6.6 | -30.5 | 2.5 | 28.7 |
| 329 | Wan O Road | 34.6 | 50 | 62 | 46.1 | 76.5 | -1 | 0 | -5.9 | -6.9 | -29.9 | 2.5 | 35.3 |
| 330 | Wan O Road | 34.6 | 50 | 59.5 | 16.9 | 76.5 | -1 | 0 | -10.3 | -6.7 | -0.6 | 2.5 | 60.4 |
| 331 | Wan O Road | 34.6 | 50 | 58.8 | 29.6 | 76.5 | -1 | 0.1 | -7.8 | -6.6 | 0 | 2.5 | 63.7 |
| 202 | Internal Road | 5 | 50 | 287.2 | 4.6 | 69.3 | -1 | 0 | -15.9 | -13.3 | -32 | 2.5 | 4.6 |
| 203 | Internal Road | 5 | 50 | 267.9 | 6.8 | 69.3 | -1 | 0 | -14.2 | -13 | -32.4 | 4 | 7.7 |
| 204 | Internal Road | 5 | 50 | 248.2 | 4 | 69.3 | -1 | 0 | -16.5 | -12.7 | -31.1 | 4 | 7 |
| 210 | Internal Road | 5 | 50 | 218.5 | 3.4 | 74.6 | -1 | 0 | -17.2 | -12.2 | -31.4 | 2.5 | 6.2 |
| 211 | Internal Road | 5 | 50 | 258.2 | 6.6 | 74.6 | -1 | 0 | -14.4 | -12.9 | -32.4 | 2.5 | 7.3 |
| 212 | Internal Road | 5 | 50 | 279 | 4.6 | 74.6 | -1 | 0 | -15.9 | -13.2 | -32.1 | 2.5 | 5.8 |
| 213 | Internal Road | 5 | 50 | 295.4 | 6.7 | 74.6 | -1 | 0 | -14.3 | -13.5 | -31.6 | 2.5 | 7.6 |
| 221 | Internal Road | 5 | 50 | 271.2 | 4.3 | 69.3 | -1 | 0 | -16.2 | -13.1 | -31.2 | 2.5 | 5.3 |
| 222 | Internal Road | 5 | 50 | 128.7 | 1.7 | 69.3 | -1 | 0 | -20.2 | -9.9 | -31.1 | 2.5 | 4.6 |
| 223 | Internal Road | 5 | 50 | 93.8 | 1.4 | 69.3 | -1 | 0 | -21 | -8.6 | -31.2 | 2.5 | 5 |
| 225 | Internal Road | 5 | 50 | 52.4 | 4.8 | 69.3 | -1 | 0 | -15.7 | -6.2 | -31.4 | 2.5 | 12.5 |
| 226 | Internal Road | 5 | 50 | 58.9 | 1 | 69.3 | -1 | 0 | -22.5 | -6.6 | -31.2 | 2.5 | 5.5 |
| 227 | Internal Road | 5 | 50 | 57.8 | 3.3 | 69.3 | -1 | 0 | -17.3 | -6.6 | -31.1 | 2.5 | 10.8 |
| 228 | Internal Road | 5 | 50 | 73.1 | 4.3 | 69.3 | -1 | 0 | -16.2 | -7.5 | -30.4 | 2.5 | 11.7 |
| 229 | Internal Road | 5 | 50 | 90 | 7.4 | 69.3 | -1 | 0 | -13.9 | -8.4 | -26 | 2.5 | 17.5 |
| 230 | Internal Road | 5 | 50 | 99.1 | 12.8 | 69.3 | -1 | 0 | -11.5 | -8.8 | -9 | 2.5 | 36.5 |
| 231 | Internal Road | 5 | 50 | 102.5 | 12.1 | 69.3 | -1 | 0 | -11.7 | -8.9 | 0 | 2.5 | 45.2 |
| 242 | Internal Road | 5 | 50 | 154.7 | 3.1 | 69.3 | -1 | 0 | -17.6 | -10.7 | 0 | 2.5 | 37.5 |
| 251 | Internal Road | 5 | 50 | 165.7 | 2.1 | 74.6 | -1 | 0 | -19.3 | -11 | 0 | 2.5 | 36.7 |
| 263 | Internal Road | 5 | 50 | 98.9 | 12.1 | 74.6 | -1 | 0 | -11.7 | -8.8 | 0 | 2.5 | 46.5 |
| 264 | Internal Road | 5 | 50 | 95.8 | 14 | 74.6 | -1 | 0 | -11.1 | -8.7 | -9.4 | 2.5 | 37.8 |
| 265 | Internal Road | 5 | 50 | 85.5 | 7.5 | 74.6 | -1 | 0 | -13.8 | -8.2 | -27.4 | 2.5 | 17.6 |
| 266 | Internal Road | 5 | 50 | 70.4 | 4.4 | 74.6 | -1 | 0 | -16.1 | -7.4 | -30.7 | 2.5 | 12.8 |
| 267 | Internal Road | 5 | 50 | 55 | 3.3 | 74.6 | -1 | 0 | -17.4 | -6.4 | -31.3 | 2.5 | 11.9 |
| 269 | Internal Road | 5 | 50 | 49.7 | 4.6 | 74.6 | -1 | 0 | -15.9 | -6 | -31.5 | 2.5 | 13.6 |
| 270 | Internal Road | 5 | 50 | 68.6 | 1.2 | 74.6 | -1 | 0 | -21.6 | -7.3 | -31.4 | 2.5 | 6.7 |
| 271 | Internal Road | 5 | 50 | 116.9 | 1.6 | 74.6 | -1 | 0 | -20.5 | -9.5 | -31.3 | 2.5 | 5.7 |
| 272 | Internal Road | 5 | 50 | 150.5 | 1.9 | 74.6 | -1 | 0 | -19.8 | -10.6 | -31.2 | 3 | 5.9 |

# Appendix 6.17

Noise Impacts on the NSRs (Mitigated Scenario)

| Floor | mPD | R2 | mPD | R3 | mPD | R6 | mPD | R7 | mPD | R8 | mPD | R9 | mPD | R10 | mPD | R12 | mPD | R13 | mPD | R14 | mPD | R15 | mPD | R16 | mPD | R17 | mPD | R18 | mPD | R22 | mPD | R23 | mPD | R24 | mPD | R25 | mPD | R26 | mPD | R27 | mPD | R28 | mPD | R29 | mPD | R30 | mPD | R31 | mPD | R32 | mPD | R33 |
|---|---|---|---|---|---|---|---|---|---|---|---|---|---|---|---|---|---|---|---|---|---|---|---|---|---|---|---|---|---|---|---|---|---|---|---|---|---|---|---|---|---|---|---|---|---|---|---|---|---|---|---|---|
| 57 | | | | | | | | | | | | | | | | | | | | | | | 197.0 | 64 | 197.0 | 64 | 197.0 | 64 | | | | | | | | | | | | | | | | | | | | | | | | |
| 56 | | | | | | | | | | | | | | | | | | | | | | | 194.0 | 64 | 194.0 | 64 | 194.0 | 64 | 194.0 | 63 | 194.0 | 66 | 194.0 | 67 | | | | | | | | | | | | | | | | |
| 55 | | | | | | | | | | | | | 195.0 | 62 | 191.0 | 64 | 191.0 | 63 | 191.0 | 64 | 191.0 | 63 | 191.0 | 64 | 191.0 | 64 | 191.0 | 64 | 191.0 | 63 | 191.0 | 66 | 191.0 | 67 | | | | | | | | | | | 204.5 | 63 | 204.5 | 63 | 198.0 | 58 | | |
| 54 | | | 188.0 | 65 | | | | | | | | | 192.0 | 62 | 188.0 | 64 | 188.0 | 63 | 188.0 | 64 | 188.0 | 63 | 188.0 | 65 | 188.0 | 64 | 188.0 | 64 | 188.0 | 63 | 188.0 | 66 | 188.0 | 67 | | | | | | | | | | | 201.5 | 63 | 201.5 | 63 | 195.0 | 58 | | |
| 53 | | | 185.0 | 65 | | | | | | | | | 189.0 | 62 | 185.0 | 65 | 185.0 | 63 | 185.0 | 64 | 185.0 | 63 | 185.0 | 65 | 185.0 | 64 | 185.0 | 64 | 185.0 | 63 | 185.0 | 66 | 185.0 | 67 | | | | | | | | | | | 198.5 | 63 | 198.5 | 63 | 192.0 | 58 | | |
| 52 | | | 182.0 | 65 | | | | | | | | | 186.0 | 62 | 182.0 | 65 | 182.0 | 63 | 182.0 | 64 | 182.0 | 63 | 182.0 | 65 | 182.0 | 64 | 182.0 | 64 | 182.0 | 63 | 182.0 | 66 | 182.0 | 67 | 195.5 | 68 | | | | | | | | | 195.5 | 64 | 195.5 | 63 | 189.0 | 58 | | |
| 51 | | | 179.0 | 65 | | | | | | | | | 183.0 | 62 | 179.0 | 65 | 179.0 | 63 | 179.0 | 64 | 179.0 | 63 | 179.0 | 65 | 179.0 | 64 | 179.0 | 64 | 179.0 | 63 | 179.0 | 66 | 179.0 | 67 | 192.5 | 68 | | | | | | | | | 192.5 | 64 | 192.5 | 63 | 186.0 | 58 | | |
| 50 | | | 176.0 | 65 | | | | | | | | | 180.0 | 62 | 176.0 | 65 | 176.0 | 63 | 176.0 | 64 | 176.0 | 63 | 176.0 | 65 | 176.0 | 64 | 176.0 | 64 | 176.0 | 63 | 176.0 | 66 | 176.0 | 67 | 189.5 | 68 | | | | | | | | | 189.5 | 64 | 189.5 | 63 | 183.0 | 58 | | |
| 49 | 173.0 | 66 | 173.0 | 65 | | | | | | | 177.0 | 62 | 177.0 | 62 | 173.0 | 65 | 173.0 | 63 | 173.0 | 64 | 173.0 | 64 | 173.0 | 65 | 173.0 | 64 | 173.0 | 65 | 173.0 | 63 | 173.0 | 66 | 173.0 | 67 | 186.5 | 68 | 186.5 | 67 | 186.5 | 66 | 186.5 | 65 | 186.5 | 64 | 186.5 | 64 | 186.5 | 63 | 180.0 | 58 | | |
| 48 | 170.0 | 66 | 170.0 | 65 | | | | | | | 174.0 | 62 | 174.0 | 62 | 170.0 | 65 | 170.0 | 63 | 170.0 | 64 | 170.0 | 64 | 170.0 | 65 | 170.0 | 64 | 170.0 | 65 | 170.0 | 63 | 170.0 | 67 | 170.0 | 67 | 183.5 | 68 | 183.5 | 67 | 183.5 | 66 | 183.5 | 65 | 183.5 | 64 | 183.5 | 64 | 183.5 | 63 | 177.0 | 58 | | |
| 47 | 167.0 | 66 | 167.0 | 65 | | | | | | | 171.0 | 62 | 171.0 | 62 | 167.0 | 65 | 167.0 | 63 | 167.0 | 64 | 167.0 | 64 | 167.0 | 65 | 167.0 | 64 | 167.0 | 65 | 167.0 | 63 | 167.0 | 67 | 167.0 | 67 | 180.5 | 68 | 180.5 | 67 | 180.5 | 66 | 180.5 | 65 | 180.5 | 64 | 180.5 | 64 | 180.5 | 63 | 174.0 | 58 | | |
| 46 | 164.0 | 67 | 164.0 | 66 | 168.0 | 67 | 168.0 | 65 | 168.0 | 60 | 168.0 | 62 | 168.0 | 62 | 164.0 | 65 | 164.0 | 63 | 164.0 | 64 | 164.0 | 64 | 164.0 | 65 | 164.0 | 64 | 164.0 | 65 | 164.0 | 63 | 164.0 | 67 | 164.0 | 67 | 177.5 | 68 | 177.5 | 67 | 177.5 | 66 | 177.5 | 65 | 177.5 | 65 | 177.5 | 64 | 177.5 | 63 | 171.0 | 58 | | |
| 45 | 161.0 | 67 | 161.0 | 66 | 165.0 | 67 | 165.0 | 65 | 165.0 | 61 | 165.0 | 62 | 165.0 | 62 | 161.0 | 65 | 161.0 | 63 | 161.0 | 64 | 161.0 | 64 | 161.0 | 65 | 161.0 | 65 | 161.0 | 65 | 161.0 | 63 | 161.0 | 67 | 161.0 | 67 | 174.5 | 68 | 174.5 | 67 | 174.5 | 66 | 174.5 | 65 | 174.5 | 65 | 174.5 | 64 | 174.5 | 63 | 168.0 | 58 | | |
| 44 | 158.0 | 67 | 158.0 | 66 | 162.0 | 67 | 162.0 | 65 | 162.0 | 61 | 162.0 | 62 | 162.0 | 62 | 158.0 | 65 | 158.0 | 63 | 158.0 | 64 | 158.0 | 64 | 158.0 | 65 | 158.0 | 65 | 158.0 | 65 | 158.0 | 63 | 158.0 | 67 | 158.0 | 67 | 171.5 | 68 | 171.5 | 67 | 171.5 | 66 | 171.5 | 65 | 171.5 | 65 | 171.5 | 64 | 171.5 | 63 | 165.0 | 58 | | |
| 43 | 155.0 | 67 | 155.0 | 66 | 159.0 | 67 | 159.0 | 65 | 159.0 | 61 | 159.0 | 62 | 159.0 | 62 | 155.0 | 65 | 155.0 | 64 | 155.0 | 64 | 155.0 | 64 | 155.0 | 65 | 155.0 | 65 | 155.0 | 65 | 155.0 | 63 | 155.0 | 67 | 155.0 | 67 | 168.5 | 69 | 168.5 | 67 | 168.5 | 66 | 168.5 | 66 | 168.5 | 65 | 168.5 | 64 | 168.5 | 63 | 162.0 | 58 | | |
| 42 | 152.0 | 67 | 152.0 | 66 | 156.0 | 67 | 156.0 | 65 | 156.0 | 61 | 156.0 | 62 | 156.0 | 62 | 152.0 | 65 | 152.0 | 64 | 152.0 | 65 | 152.0 | 64 | 152.0 | 65 | 152.0 | 65 | 152.0 | 65 | 152.0 | 63 | 152.0 | 67 | 152.0 | 68 | 165.5 | 69 | 165.5 | 67 | 165.5 | 66 | 165.5 | 66 | 165.5 | 65 | 165.5 | 64 | 165.5 | 63 | 159.0 | 58 | | |
| 41 | 149.0 | 67 | 149.0 | 66 | 153.0 | 67 | 153.0 | 65 | 153.0 | 61 | 153.0 | 62 | 153.0 | 62 | 149.0 | 65 | 149.0 | 64 | 149.0 | 65 | 149.0 | 64 | 149.0 | 65 | 149.0 | 65 | 149.0 | 65 | 149.0 | 63 | 149.0 | 67 | 149.0 | 68 | 162.5 | 69 | 162.5 | 67 | 162.5 | 66 | 162.5 | 66 | 162.5 | 65 | 162.5 | 64 | 162.5 | 63 | 156.0 | 58 | | |
| 40 | 146.0 | 67 | 146.0 | 66 | 150.0 | 67 | 150.0 | 65 | 150.0 | 61 | 150.0 | 62 | 150.0 | 62 | 146.0 | 65 | 146.0 | 64 | 146.0 | 65 | 146.0 | 64 | 146.0 | 65 | 146.0 | 65 | 146.0 | 65 | 146.0 | 64 | 146.0 | 67 | 146.0 | 68 | 159.5 | 69 | 159.5 | 67 | 159.5 | 66 | 159.5 | 66 | 159.5 | 65 | 159.5 | 64 | 159.5 | 63 | 153.0 | 58 | | |
| 39 | 143.0 | 67 | 143.0 | 66 | 147.0 | 67 | 147.0 | 65 | 147.0 | 61 | 147.0 | 62 | 147.0 | 62 | 143.0 | 65 | 143.0 | 64 | 143.0 | 65 | 143.0 | 64 | 143.0 | 66 | 143.0 | 65 | 143.0 | 65 | 143.0 | 64 | 143.0 | 67 | 143.0 | 68 | 156.5 | 69 | 156.5 | 67 | 156.5 | 66 | 156.5 | 66 | 156.5 | 65 | 156.5 | 64 | 156.5 | 63 | 150.0 | 58 | | |
| 38 | 140.0 | 67 | 140.0 | 66 | 144.0 | 67 | 144.0 | 65 | 144.0 | 61 | 144.0 | 62 | 144.0 | 62 | 140.0 | 65 | 140.0 | 64 | 140.0 | 65 | 140.0 | 64 | 140.0 | 66 | 140.0 | 65 | 140.0 | 65 | 140.0 | 64 | 140.0 | 67 | 140.0 | 68 | 153.5 | 69 | 153.5 | 67 | 153.5 | 66 | 153.5 | 66 | 153.5 | 65 | 153.5 | 64 | 153.5 | 63 | 147.0 | 58 | | |
| 37 | 137.0 | 67 | 137.0 | 66 | 141.0 | 67 | 141.0 | 65 | 141.0 | 61 | 141.0 | 62 | 141.0 | 62 | 137.0 | 65 | 137.0 | 64 | 137.0 | 65 | 137.0 | 64 | 137.0 | 66 | 137.0 | 65 | 137.0 | 65 | 137.0 | 64 | 137.0 | 67 | 137.0 | 68 | 150.5 | 69 | 150.5 | 67 | 150.5 | 66 | 150.5 | 66 | 150.5 | 65 | 150.5 | 64 | 150.5 | 63 | 144.0 | 58 | | |
| 36 | 134.0 | 67 | 134.0 | 66 | 138.0 | 67 | 138.0 | 66 | 138.0 | 61 | 138.0 | 62 | 138.0 | 62 | 134.0 | 65 | 134.0 | 64 | 134.0 | 65 | 134.0 | 64 | 134.0 | 66 | 134.0 | 65 | 134.0 | 65 | 134.0 | 64 | 134.0 | 67 | 134.0 | 68 | 147.5 | 69 | 147.5 | 67 | 147.5 | 66 | 147.5 | 66 | 147.5 | 65 | 147.5 | 64 | 147.5 | 63 | 141.0 | 58 | | |
| 35 | 131.0 | 67 | 131.0 | 66 | 135.0 | 67 | 135.0 | 66 | 135.0 | 61 | 135.0 | 62 | 135.0 | 62 | 131.0 | 66 | 131.0 | 64 | 131.0 | 65 | 131.0 | 65 | 131.0 | 66 | 131.0 | 65 | 131.0 | 65 | 131.0 | 64 | 131.0 | 67 | 131.0 | 68 | 144.5 | 69 | 144.5 | 67 | 144.5 | 66 | 144.5 | 66 | 144.5 | 65 | 144.5 | 64 | 144.5 | 63 | 138.0 | 58 | | |
| 34 | 128.0 | 67 | 128.0 | 66 | 132.0 | 67 | 132.0 | 66 | 132.0 | 61 | 132.0 | 62 | 132.0 | 62 | 128.0 | 66 | 128.0 | 64 | 128.0 | 65 | 128.0 | 65 | 128.0 | 66 | 128.0 | 65 | 128.0 | 65 | 128.0 | 64 | 128.0 | 67 | 128.0 | 68 | 141.5 | 69 | 141.5 | 67 | 141.5 | 66 | 141.5 | 66 | 141.5 | 65 | 141.5 | 64 | 141.5 | 63 | 135.0 | 58 | | |
| 33 | 125.0 | 67 | 125.0 | 66 | 129.0 | 67 | 129.0 | 66 | 129.0 | 61 | 129.0 | 62 | 129.0 | 62 | 125.0 | 66 | 125.0 | 64 | 125.0 | 65 | 125.0 | 65 | 125.0 | 66 | 125.0 | 65 | 125.0 | 65 | 125.0 | 64 | 125.0 | 67 | 125.0 | 68 | 138.5 | 69 | 138.5 | 67 | 138.5 | 66 | 138.5 | 66 | 138.5 | 65 | 138.5 | 64 | 138.5 | 63 | 132.0 | 58 | | |
| 32 | 122.0 | 67 | 122.0 | 66 | 126.0 | 67 | 126.0 | 66 | 126.0 | 61 | 126.0 | 62 | 126.0 | 62 | 122.0 | 66 | 122.0 | 64 | 122.0 | 65 | 122.0 | 65 | 122.0 | 66 | 122.0 | 65 | 122.0 | 65 | 122.0 | 64 | 122.0 | 67 | 122.0 | 68 | 135.5 | 69 | 135.5 | 67 | 135.5 | 66 | 135.5 | 66 | 135.5 | 65 | 135.5 | 64 | 135.5 | 63 | 129.0 | 58 | | |
| 31 | 119.0 | 68 | 119.0 | 66 | 123.0 | 68 | 123.0 | 66 | 123.0 | 61 | 123.0 | 62 | 123.0 | 62 | 119.0 | 66 | 119.0 | 65 | 119.0 | 65 | 119.0 | 65 | 119.0 | 66 | 119.0 | 65 | 119.0 | 65 | 119.0 | 64 | 119.0 | 67 | 119.0 | 68 | 132.5 | 69 | 132.5 | 67 | 132.5 | 66 | 132.5 | 66 | 132.5 | 65 | 132.5 | 64 | 132.5 | 63 | 126.0 | 58 | | |
| 30 | 116.0 | 68 | 116.0 | 66 | 120.0 | 68 | 120.0 | 66 | 120.0 | 61 | 120.0 | 62 | 120.0 | 62 | 116.0 | 66 | 116.0 | 65 | 116.0 | 65 | 116.0 | 65 | 116.0 | 66 | 116.0 | 65 | 116.0 | 65 | 116.0 | 64 | 116.0 | 67 | 116.0 | 68 | 129.5 | 69 | 129.5 | 67 | 129.5 | 66 | 129.5 | 66 | 129.5 | 65 | 129.5 | 64 | 129.5 | 63 | 123.0 | 59 | | |
| 29 | 113.0 | 68 | 113.0 | 66 | 117.0 | 68 | 117.0 | 66 | 117.0 | 61 | 117.0 | 62 | 117.0 | 62 | 113.0 | 66 | 113.0 | 65 | 113.0 | 66 | 113.0 | 65 | 113.0 | 66 | 113.0 | 65 | 113.0 | 65 | 113.0 | 64 | 113.0 | 67 | 113.0 | 68 | 126.5 | 69 | 126.5 | 67 | 126.5 | 66 | 126.5 | 66 | 126.5 | 65 | 126.5 | 64 | 126.5 | 63 | 120.0 | 59 | | |
| 28 | 110.0 | 68 | 110.0 | 66 | 114.0 | 68 | 114.0 | 66 | 114.0 | 61 | 114.0 | 62 | 114.0 | 62 | 110.0 | 66 | 110.0 | 65 | 110.0 | 66 | 110.0 | 65 | 110.0 | 66 | 110.0 | 65 | 110.0 | 65 | 110.0 | 64 | 110.0 | 66 | 110.0 | 68 | 123.5 | 69 | 123.5 | 67 | 123.5 | 67 | 123.5 | 66 | 123.5 | 65 | 123.5 | 64 | 123.5 | 63 | 117.0 | 59 | | |
| 27 | 107.0 | 68 | 107.0 | 66 | 111.0 | 68 | 111.0 | 66 | 111.0 | 61 | 111.0 | 62 | 111.0 | 62 | 107.0 | 66 | 107.0 | 65 | 107.0 | 66 | 107.0 | 65 | 107.0 | 66 | 107.0 | 65 | 107.0 | 65 | 107.0 | 64 | 107.0 | 66 | 107.0 | 68 | 120.5 | 70 | 120.5 | 67 | 120.5 | 66 | 120.5 | 66 | 120.5 | 65 | 120.5 | 64 | 120.5 | 63 | 114.0 | 59 | | |
| 26 | 104.0 | 68 | 104.0 | 66 | 108.0 | 68 | 108.0 | 66 | 108.0 | 61 | 108.0 | 62 | 108.0 | 62 | 104.0 | 66 | 104.0 | 65 | 104.0 | 66 | 104.0 | 65 | 104.0 | 66 | 104.0 | 65 | 104.0 | 65 | 104.0 | 64 | 104.0 | 66 | 104.0 | 68 | 117.5 | 70 | 117.5 | 67 | 117.5 | 67 | 117.5 | 66 | 117.5 | 65 | 117.5 | 64 | 117.5 | 63 | 111.0 | 59 | | |
| 25 | 101.0 | 68 | 101.0 | 66 | 105.0 | 68 | 105.0 | 66 | 105.0 | 61 | 105.0 | 62 | 105.0 | 62 | 101.0 | 66 | 101.0 | 65 | 101.0 | 66 | 101.0 | 65 | 101.0 | 66 | 101.0 | 65 | 101.0 | 65 | 101.0 | 64 | 101.0 | 66 | 101.0 | 68 | 114.5 | 70 | 114.5 | 67 | 114.5 | 67 | 114.5 | 66 | 114.5 | 65 | 114.5 | 64 | 114.5 | 63 | 108.0 | 59 | | |
| 24 | 98.0 | 68 | 98.0 | 66 | 102.0 | 68 | 102.0 | 66 | 102.0 | 61 | 102.0 | 62 | 102.0 | 62 | 98.0 | 66 | 98.0 | 65 | 98.0 | 66 | 98.0 | 65 | 98.0 | 66 | 98.0 | 65 | 98.0 | 65 | 98.0 | 64 | 98.0 | 66 | 98.0 | 68 | 111.5 | 70 | 111.5 | 67 | 111.5 | 67 | 111.5 | 66 | 111.5 | 65 | 111.5 | 64 | 111.5 | 63 | 105.0 | 59 | | |
| 23 | 95.0 | 68 | 95.0 | 66 | 99.0 | 68 | 99.0 | 66 | 99.0 | 61 | 99.0 | 61 | 99.0 | 61 | 95.0 | 66 | 95.0 | 65 | 95.0 | 66 | 95.0 | 65 | 95.0 | 66 | 95.0 | 65 | 95.0 | 65 | 95.0 | 64 | 95.0 | 66 | 95.0 | 68 | 108.5 | 70 | 108.5 | 67 | 108.5 | 67 | 108.5 | 66 | 108.5 | 65 | 108.5 | 64 | 108.5 | 63 | 102.0 | 59 | | |
| 22 | 92.0 | 68 | 92.0 | 66 | 96.0 | 68 | 96.0 | 67 | 96.0 | 61 | 96.0 | 61 | 96.0 | 61 | 92.0 | 67 | 92.0 | 66 | 92.0 | 66 | 92.0 | 66 | 92.0 | 66 | 92.0 | 65 | 92.0 | 65 | 92.0 | 64 | 92.0 | 66 | 92.0 | 68 | 105.5 | 70 | 105.5 | 67 | 105.5 | 67 | 105.5 | 66 | 105.5 | 65 | 105.5 | 64 | 105.5 | 63 | 99.0 | 59 | | |
| 21 | 89.0 | 68 | 89.0 | 66 | 93.0 | 68 | 93.0 | 67 | 93.0 | 61 | 93.0 | 61 | 93.0 | 61 | 89.0 | 67 | 89.0 | 66 | 89.0 | 66 | 89.0 | 66 | 89.0 | 66 | 89.0 | 65 | 89.0 | 65 | 89.0 | 64 | 89.0 | 66 | 89.0 | 67 | 102.5 | 70 | 102.5 | 67 | 102.5 | 67 | 102.5 | 66 | 102.5 | 65 | 102.5 | 64 | 102.5 | 63 | 96.0 | 59 | | |
| 20 | 86.0 | 68 | 86.0 | 67 | 90.0 | 68 | 90.0 | 67 | 90.0 | 60 | 90.0 | 61 | 90.0 | 61 | 86.0 | 67 | 86.0 | 66 | 86.0 | 66 | 86.0 | 66 | 86.0 | 66 | 86.0 | 65 | 86.0 | 65 | 86.0 | 64 | 86.0 | 66 | 86.0 | 67 | 99.5 | 70 | 99.5 | 67 | 99.5 | 67 | 99.5 | 66 | 99.5 | 65 | 99.5 | 64 | 99.5 | 63 | 93.0 | 59 | | |
| 19 | 83.0 | 68 | 83.0 | 67 | 87.0 | 68 | 87.0 | 67 | 87.0 | 60 | 87.0 | 61 | 87.0 | 61 | 83.0 | 67 | 83.0 | 66 | 83.0 | 67 | 83.0 | 66 | 83.0 | 66 | 83.0 | 65 | 83.0 | 65 | 83.0 | 64 | 83.0 | 66 | 83.0 | 67 | 96.5 | 70 | 96.5 | 67 | 96.5 | 67 | 96.5 | 66 | 96.5 | 65 | 96.5 | 64 | 96.5 | 63 | 90.0 | 59 | | |
| 18 | 80.0 | 68 | 80.0 | 67 | 84.0 | 68 | 84.0 | 67 | 84.0 | 60 | 84.0 | 61 | 84.0 | 61 | 80.0 | 67 | 80.0 | 66 | 80.0 | 67 | 80.0 | 66 | 80.0 | 66 | 80.0 | 65 | 80.0 | 65 | 80.0 | 64 | 80.0 | 66 | 80.0 | 67 | 93.5 | 70 | 93.5 | 67 | 93.5 | 67 | 93.5 | 67 | 93.5 | 65 | 93.5 | 64 | 93.5 | 63 | 87.0 | 59 | | |
| 17 | 77.0 | 69 | 77.0 | 67 | 81.0 | 68 | 81.0 | 67 | 81.0 | 59 | 81.0 | 61 | 81.0 | 61 | 77.0 | 67 | 77.0 | 66 | 77.0 | 67 | 77.0 | 66 | 77.0 | 66 | 77.0 | 65 | 77.0 | 65 | 77.0 | 64 | 77.0 | 66 | 77.0 | 67 | 90.5 | 70 | 90.5 | 67 | 90.5 | 67 | 90.5 | 67 | 90.5 | 65 | 90.5 | 64 | 90.5 | 64 | 84.0 | 59 | | |
| 16 | 74.0 | 69 | 74.0 | 67 | 78.0 | 68 | 78.0 | 67 | 78.0 | 58 | 78.0 | 61 | 78.0 | 61 | 74.0 | 67 | 74.0 | 66 | 74.0 | 67 | 74.0 | 66 | 74.0 | 66 | 74.0 | 65 | 74.0 | 65 | 74.0 | 65 | 74.0 | 66 | 74.0 | 66 | 87.5 | 70 | 87.5 | 67 | 87.5 | 67 | 87.5 | 67 | 87.5 | 66 | 87.5 | 65 | 87.5 | 64 | 81.0 | 59 | | |
| 15 | 71.0 | 69 | 71.0 | 67 | 75.0 | 68 | 75.0 | 67 | 75.0 | 58 | 75.0 | 60 | 75.0 | 61 | 71.0 | 67 | 71.0 | 66 | 71.0 | 67 | 71.0 | 66 | 71.0 | 66 | 71.0 | 65 | 71.0 | 65 | 71.0 | 65 | 71.0 | 66 | 71.0 | 66 | 84.5 | 70 | 84.5 | 67 | 84.5 | 67 | 84.5 | 67 | 84.5 | 66 | 84.5 | 65 | 84.5 | 64 | 78.0 | 59 | | |
| 14 | 68.0 | 69 | 68.0 | 67 | 72.0 | 68 | 72.0 | 67 | 72.0 | 58 | 72.0 | 60 | 72.0 | 61 | 68.0 | 67 | 68.0 | 66 | 68.0 | 67 | 68.0 | 66 | 68.0 | 66 | 68.0 | 65 | 68.0 | 65 | 68.0 | 65 | 68.0 | 66 | 68.0 | 66 | 81.5 | 69 | 81.5 | 67 | 81.5 | 67 | 81.5 | 67 | 81.5 | 66 | 81.5 | 65 | 81.5 | 64 | 75.0 | 59 | | |
| 13 | 65.0 | 69 | 65.0 | 67 | 69.0 | 68 | 69.0 | 67 | 69.0 | 57 | 69.0 | 60 | 69.0 | 61 | 65.0 | 67 | 65.0 | 66 | 65.0 | 67 | 65.0 | 66 | 65.0 | 66 | 65.0 | 65 | 65.0 | 65 | 65.0 | 65 | 65.0 | 66 | 65.0 | 65 | 78.5 | 69 | 78.5 | 67 | 78.5 | 67 | 78.5 | 67 | 78.5 | 66 | 78.5 | 65 | 78.5 | 64 | 72.0 | 59 | | |
| 12 | 62.0 | 69 | 62.0 | 67 | 66.0 | 68 | 66.0 | 67 | 66.0 | 56 | 66.0 | 60 | 66.0 | 61 | 62.0 | 67 | 62.0 | 66 | 62.0 | 67 | 62.0 | 65 | 62.0 | 66 | 62.0 | 65 | 62.0 | 65 | 62.0 | 65 | 62.0 | 66 | 62.0 | 65 | 75.5 | 69 | 75.5 | 67 | 75.5 | 67 | 75.5 | 67 | 75.5 | 66 | 75.5 | 65 | 75.5 | 64 | 69.0 | 59 | | |
| 11 | 59.0 | 69 | 59.0 | 67 | 63.0 | 68 | 63.0 | 67 | 63.0 | 55 | 63.0 | 60 | 63.0 | 61 | 59.0 | 67 | 59.0 | 66 | 59.0 | 67 | 59.0 | 65 | 59.0 | 65 | 59.0 | 65 | 59.0 | 65 | 59.0 | 65 | 59.0 | 66 | 59.0 | 65 | 72.5 | 69 | 72.5 | 67 | 72.5 | 67 | 72.5 | 67 | 72.5 | 66 | 72.5 | 65 | 72.5 | 64 | 66.0 | 59 | | |
| 10 | 56.0 | 69 | 56.0 | 67 | 60.0 | 68 | 60.0 | 66 | 60.0 | 55 | 60.0 | 60 | 60.0 | 61 | 56.0 | 67 | 56.0 | 66 | 56.0 | 67 | 56.0 | 65 | 56.0 | 65 | 56.0 | 65 | 56.0 | 65 | 56.0 | 65 | 56.0 | 66 | 56.0 | 65 | 69.5 | 69 | 69.5 | 67 | 69.5 | 67 | 69.5 | 67 | 69.5 | 66 | 69.5 | 65 | 69.5 | 64 | 63.0 | 59 | | |
| 9 | 53.0 | 69 | 53.0 | 67 | 57.0 | 68 | 57.0 | 66 | 57.0 | 54 | 57.0 | 60 | 57.0 | 61 | 53.0 | 67 | 53.0 | 66 | 53.0 | 66 | 53.0 | 65 | 53.0 | 65 | 53.0 | 65 | 53.0 | 65 | 53.0 | 65 | 53.0 | 66 | 53.0 | 65 | 66.5 | 68 | 66.5 | 67 | 66.5 | 67 | 66.5 | 67 | 66.5 | 66 | 66.5 | 65 | 66.5 | 64 | 60.0 | 59 | | |
| 8 | 50.0 | 69 | 50.0 | 67 | 54.0 | 68 | 54.0 | 66 | 54.0 | 54 | 54.0 | 60 | 54.0 | 61 | 50.0 | 67 | 50.0 | 66 | 50.0 | 66 | 50.0 | 64 | 50.0 | 65 | 50.0 | 65 | 50.0 | 64 | 50.0 | 65 | 50.0 | 66 | 50.0 | 65 | 63.5 | 68 | 63.5 | 67 | 63.5 | 67 | 63.5 | 67 | 63.5 | 66 | 63.5 | 65 | 63.5 | 64 | 57.0 | 59 | | |
| 7 | 47.0 | 70 | 47.0 | 67 | 51.0 | 68 | 51.0 | 65 | 51.0 | 53 | 51.0 | 60 | 51.0 | 61 | 47.0 | 66 | 47.0 | 66 | 47.0 | 65 | 47.0 | 64 | 47.0 | 65 | 47.0 | 64 | 47.0 | 64 | 47.0 | 65 | 47.0 | 66 | 47.0 | 64 | 60.5 | 68 | 60.5 | 67 | 60.5 | 67 | 60.5 | 67 | 60.5 | 66 | 60.5 | 65 | 60.5 | 64 | 54.0 | 59 | | |
| 6 | 44.0 | 70 | 44.0 | 67 | 48.0 | 67 | 48.0 | 65 | 48.0 | 53 | 48.0 | 60 | 48.0 | 61 | 44.0 | 66 | 44.0 | 65 | 44.0 | 65 | 44.0 | 64 | 44.0 | 65 | 44.0 | 64 | 44.0 | 64 | 44.0 | 66 | 44.0 | 66 | 44.0 | 64 | 57.5 | 67 | 57.5 | 68 | 57.5 | 67 | 57.5 | 67 | 57.5 | 66 | 57.5 | 65 | 57.5 | 64 | 51.0 | 59 | 25.0 | 51 |
| 5 | 41.0 | 70 | 41.0 | 67 | 45.0 | 67 | 45.0 | 65 | 45.0 | 52 | 45.0 | 60 | 45.0 | 61 | 41.0 | 65 | 41.0 | 64 | 41.0 | 64 | 41.0 | 64 | 41.0 | 64 | 41.0 | 63 | 41.0 | 63 | 41.0 | 66 | 41.0 | 66 | 41.0 | 64 | 54.5 | 67 | 54.5 | 68 | 54.5 | 67 | 54.5 | 67 | 54.5 | 66 | 54.5 | 65 | 54.5 | 64 | 48.0 | 59 | 21.0 | 51 |
| 4 | 38.0 | 70 | 38.0 | 67 | 42.0 | 67 | 42.0 | 64 | 42.0 | 51 | 42.0 | 60 | 42.0 | 61 | 38.0 | 65 | 38.0 | 64 | 38.0 | 64 | 38.0 | 64 | 38.0 | 64 | 38.0 | 63 | 38.0 | 62 | 38.0 | 66 | 38.0 | 66 | 38.0 | 64 | 51.5 | 67 | 51.5 | 68 | 51.5 | 68 | 51.5 | 67 | 51.5 | 66 | 51.5 | 65 | 51.5 | 64 | 45.0 | 59 | 17.0 | 51 |
| 3 | 35.0 | 70 | 35.0 | 67 | 39.0 | 67 | 39.0 | 64 | 39.0 | 51 | 39.0 | 60 | 39.0 | 61 | 35.0 | 64 | 35.0 | 63 | 35.0 | 63 | 35.0 | 63 | 35.0 | 64 | 35.0 | 61 | 35.0 | 61 | 35.0 | 66 | 35.0 | 66 | 35.0 | 64 | 48.5 | 67 | 48.5 | 68 | 48.5 | 68 | 48.5 | 67 | 48.5 | 66 | 48.5 | 65 | 48.5 | 64 | 42.0 | 59 | 13.0 | 51 |
| 2 | 32.0 | 70 | 32.0 | 68 | 36.0 | 67 | 36.0 | 64 | 36.0 | 50 | 36.0 | 60 | 36.0 | 61 | 32.0 | 63 | 32.0 | 62 | 32.0 | 63 | 32.0 | 63 | 32.0 | 63 | 32.0 | 59 | 32.0 | 59 | 32.0 | 66 | 32.0 | 66 | 32.0 | 62 | 45.5 | 67 | 45.5 | 68 | 45.5 | 68 | 45.5 | 67 | 45.5 | 66 | 45.5 | 65 | 45.5 | 64 | 39.0 | 59 | 9.0 | 51 |
| 1 | 29.0 | 70 | 29.0 | 68 | 33.0 | 67 | 33.0 | 64 | 33.0 | 49 | 33.0 | 60 | 33.0 | 60 | 29.0 | 63 | 29.0 | 62 | 29.0 | 63 | 29.0 | 63 | 29.0 | 61 | 29.0 | 57 | 29.0 | 56 | 29.0 | 65 | 29.0 | 66 | 29.0 | 60 | 42.5 | 67 | 42.5 | 68 | 42.5 | 68 | 42.5 | 67 | 42.5 | 66 | 42.5 | 65 | 42.5 | 63 | 36.0 | 59 | 5.0 | 51 |
| Max | | 70 | | 68 | | 68 | | 67 | | 61 | | 62 | | 62 | | 67 | | 66 | | 67 | | 66 | | 66 | | 65 | | 65 | | 66 | | 67 | | 68 | | 70 | | 68 | | 68 | | 67 | | 66 | | 65 | | 64 | | 59 | | 51 |
| Min | | 66 | | 65 | | 67 | | 64 | | 49 | | 60 | | 60 | | 63 | | 62 | | 63 | | 63 | | 61 | | 57 | | 56 | | 63 | | 66 | | 60 | | 67 | | 67 | | 66 | | 65 | | 64 | | 63 | | 63 | | 58 | | 51 |