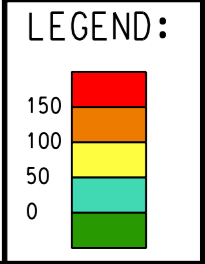
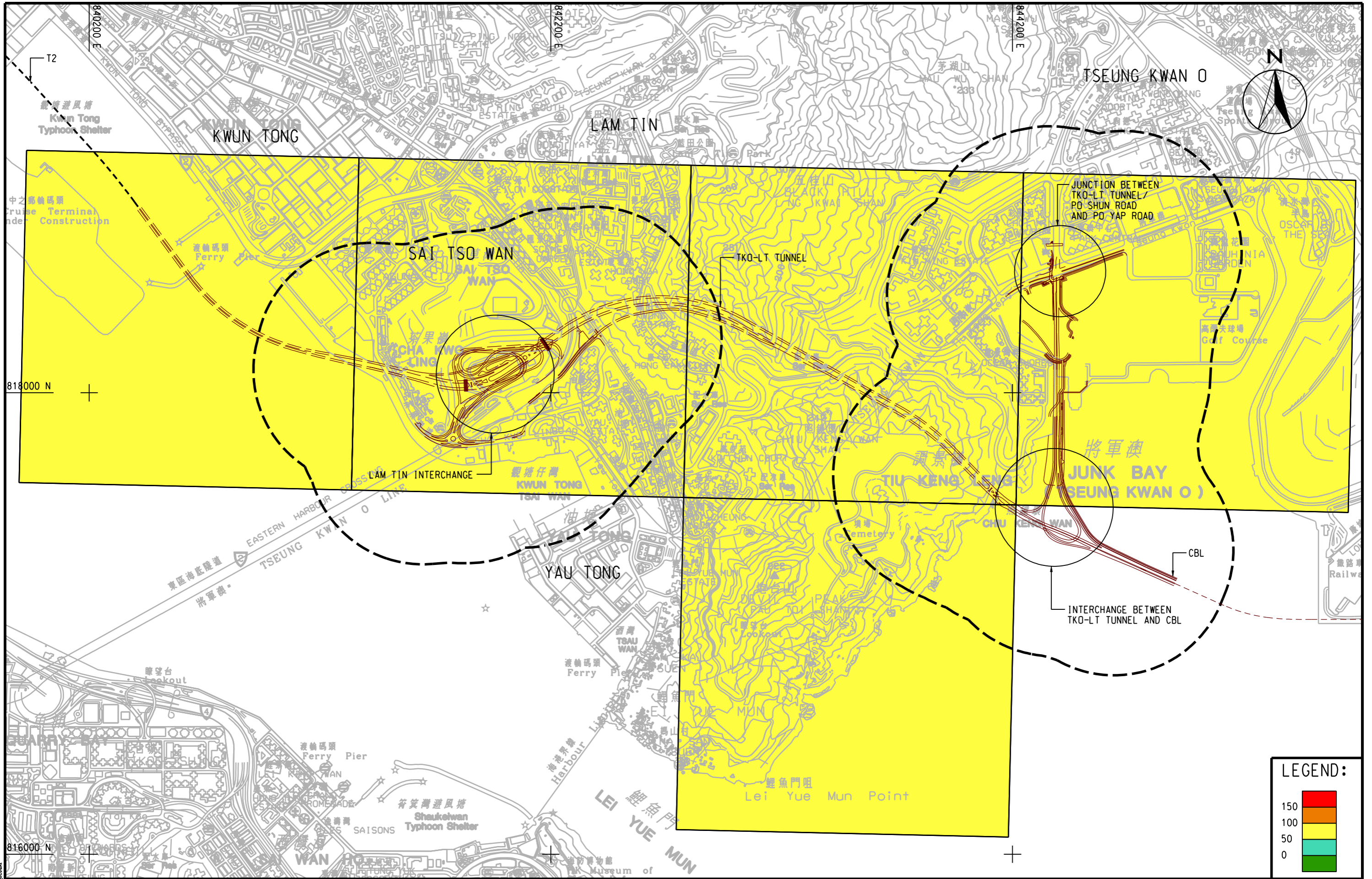


AGREEMENT NO. CE 42/2008 (CE)
 TSEUNG KWAN O - LAM TIN TUNNEL AND ASSOCIATED WORKS - INVESTIGATION
 GRAPHICAL PLOT OF 2020 PATH BACKGROUND
 CONCENTRATION IN $\mu\text{g}/\text{m}^3$ - MAXIMUM HOURLY AVERAGE NO_2



SCALE	A3 1:15000	DATE	JUL. 2012
CHECK	--	DRAWN	QAM
JOB No.	60097677	DRAWING No.	APPENDIX 3.5-1
		REV	--

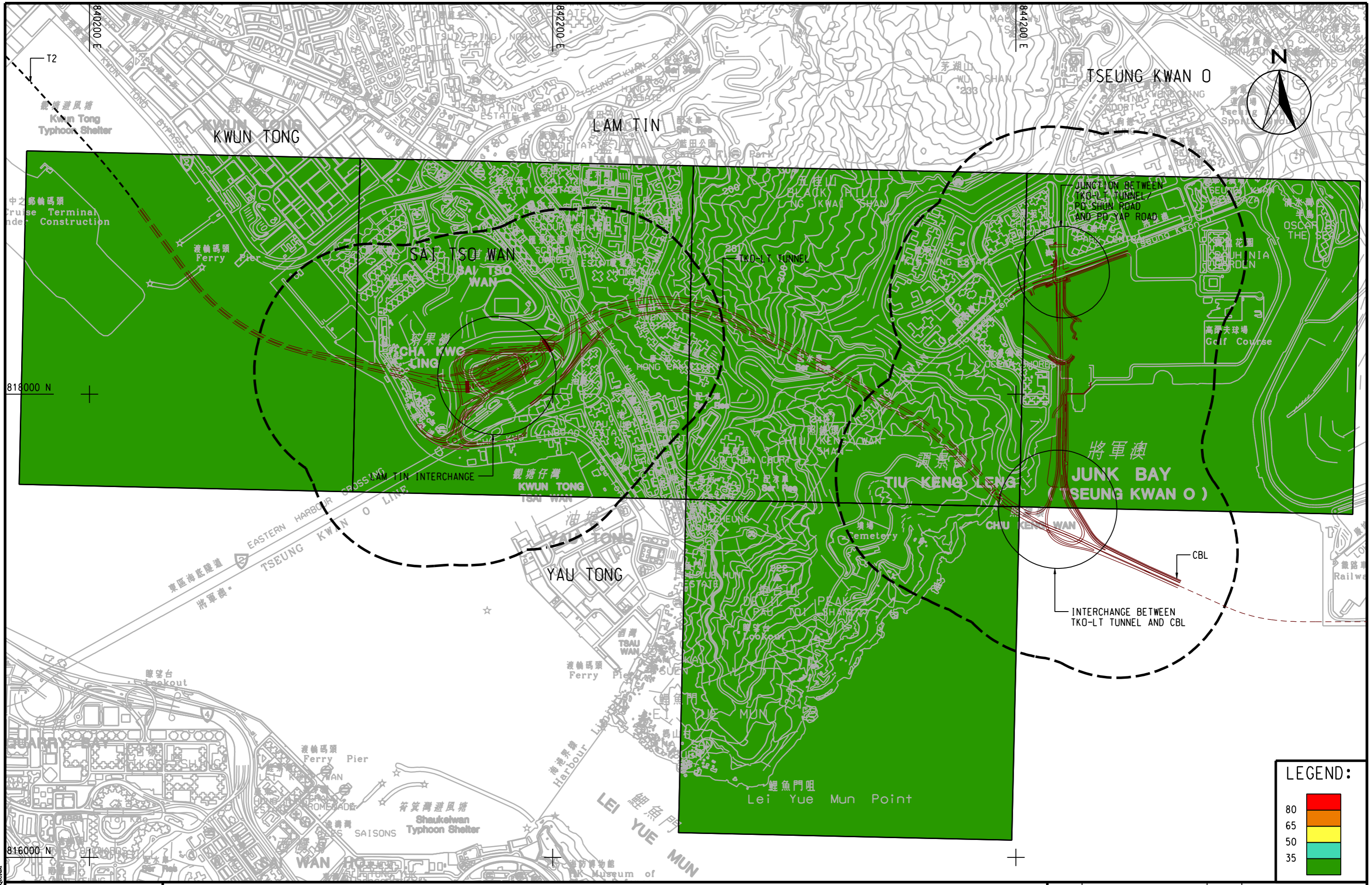
Plot File by: J11202013



AGREEMENT NO. CE 42/2008 (CE)
 TSEUNG KWAN O - LAM TIN TUNNEL AND ASSOCIATED WORKS - INVESTIGATION
 GRAPHICAL PLOT OF 2020 PATH BACKGROUND
 CONCENTRATION IN $\mu\text{g}/\text{m}^3$ - MAXIMUM DAILY AVERAGE NO_2



SCALE	A3 1:15000	DATE	JUL. 2012
CHECK	--	DRAWN	QAM
JOB No.	60097677	DRAWING No.	APPENDIX 3.5-2
		REV	--


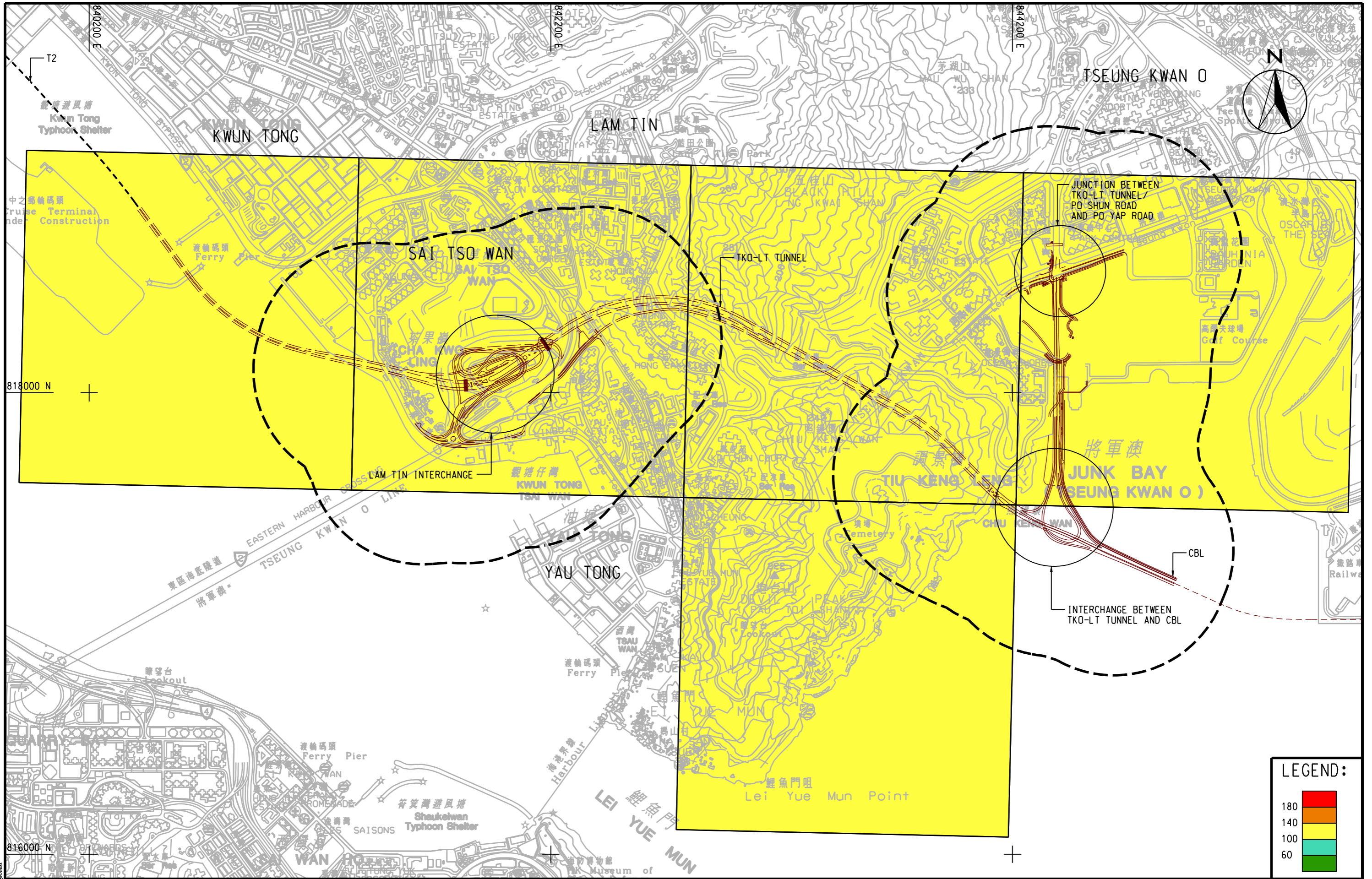


Plot File by: J1162013



AGREEMENT NO. CE 42/2008 (CE)
 TSEUNG KWAN O - LAM TIN TUNNEL AND ASSOCIATED WORKS - INVESTIGATION
 GRAPHICAL PLOT OF 2020 PATH BACKGROUND
 CONCENTRATION IN $\mu\text{g}/\text{m}^3$ - ANNUAL AVERAGE NO_2

SCALE	A3 1:15000	DATE	JUL. 2012
CHECK	--	DRAWN	QAM
JOB No.	60097677	DRAWING No.	APPENDIX 3.5-3
		REV	--

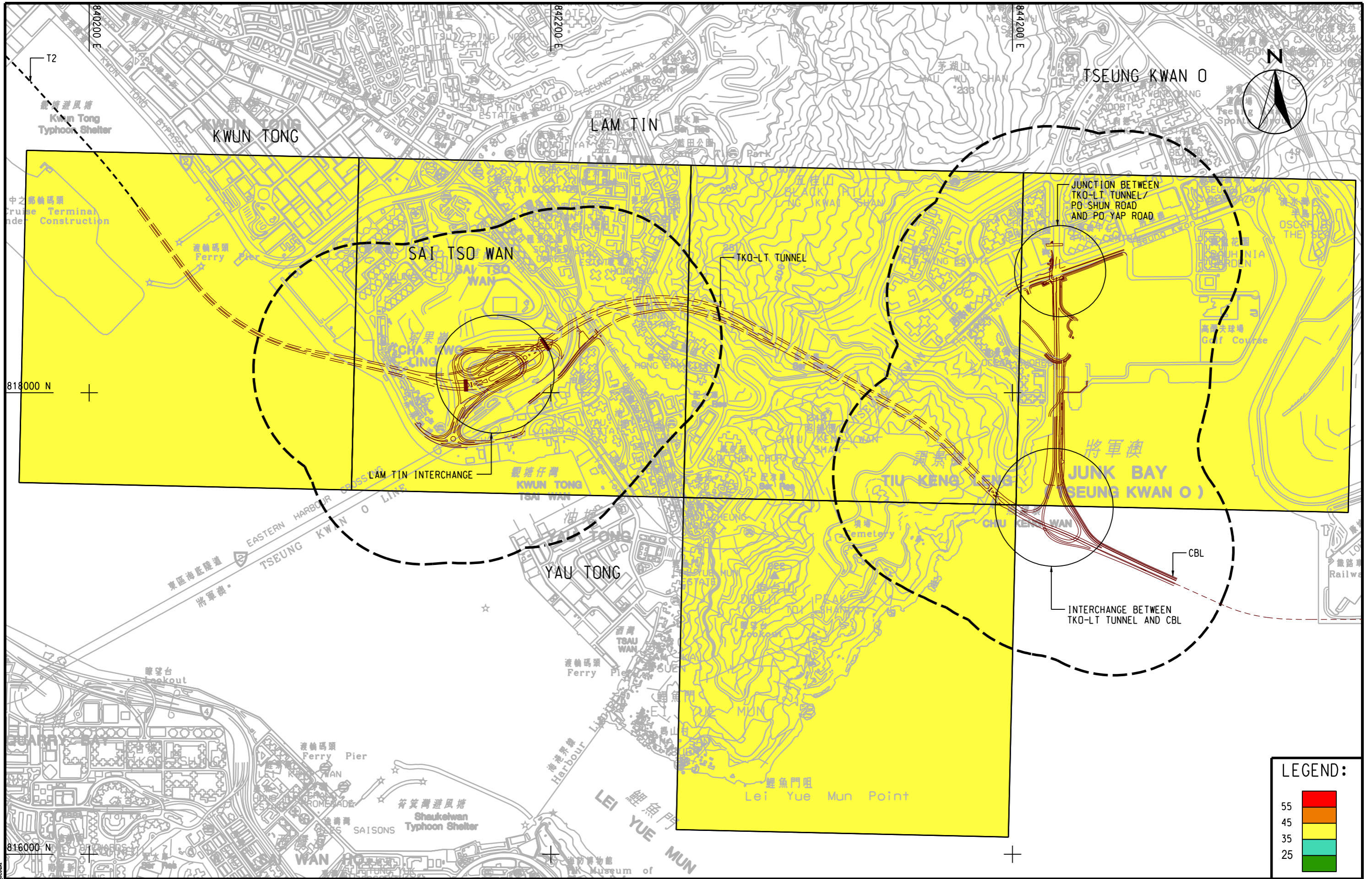


AGREEMENT NO. CE 42/2008 (CE)
 TSEUNG KWAN O - LAM TIN TUNNEL AND ASSOCIATED WORKS - INVESTIGATION
 GRAPHICAL PLOT OF 2020 PATH BACKGROUND
 CONCENTRATION IN $\mu\text{g}/\text{m}^3$ - MAXIMUM DAILY AVERAGE RSP



SCALE	A3 1:15000	DATE	JUL. 2012
CHECK	--	DRAWN	QAM
JOB No.	60097677	DRAWING No.	APPENDIX 3.5-4
		REV	--

Plot File by: J1162013



AGREEMENT NO. CE 42/2008 (CE)
 TSEUNG KWAN O - LAM TIN TUNNEL AND ASSOCIATED WORKS - INVESTIGATION
 GRAPHICAL PLOT OF 2020 PATH BACKGROUND
 CONCENTRATION IN $\mu\text{g}/\text{m}^3$ - ANNUAL AVERAGE RSP



SCALE	A3 1:15000	DATE	JUL. 2012
CHECK	--	DRAWN	QAM
JOB No.	60097677	DRAWING No.	APPENDIX 3.5-5
		REV	--

Plot File by: J1162013