

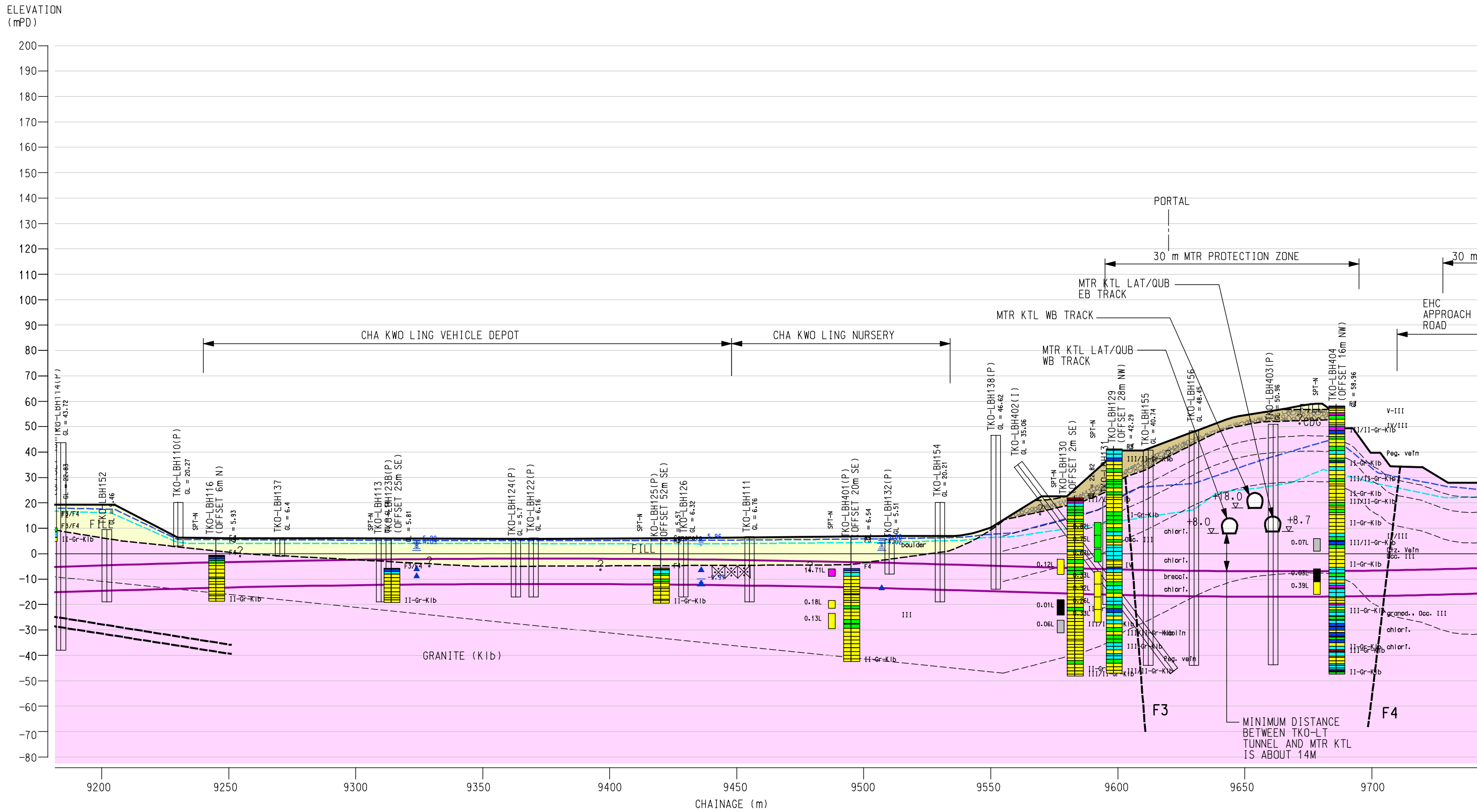
TUNNEL PROFILE



AGREEMENT NO. CE 42/2008 (CE)
 TSEUNG KWAN O - LAM TIN TUNNEL AND ASSOCIATED WORKS - INVESTIGATION
PRELIMINARY GEOLOGICAL PROFILE (SHEET 1 OF 6)

SCALE	1 : 1500 A3	DATE	OCT 2012
CHECK	GCYN	DRAWN	ATCL
JOB No.	60097697	DRAWING No.	REV -

Plotting By: 20/11/2012 10:58:11 AM USER: PLOT SCALE: 1:1500 SHORT



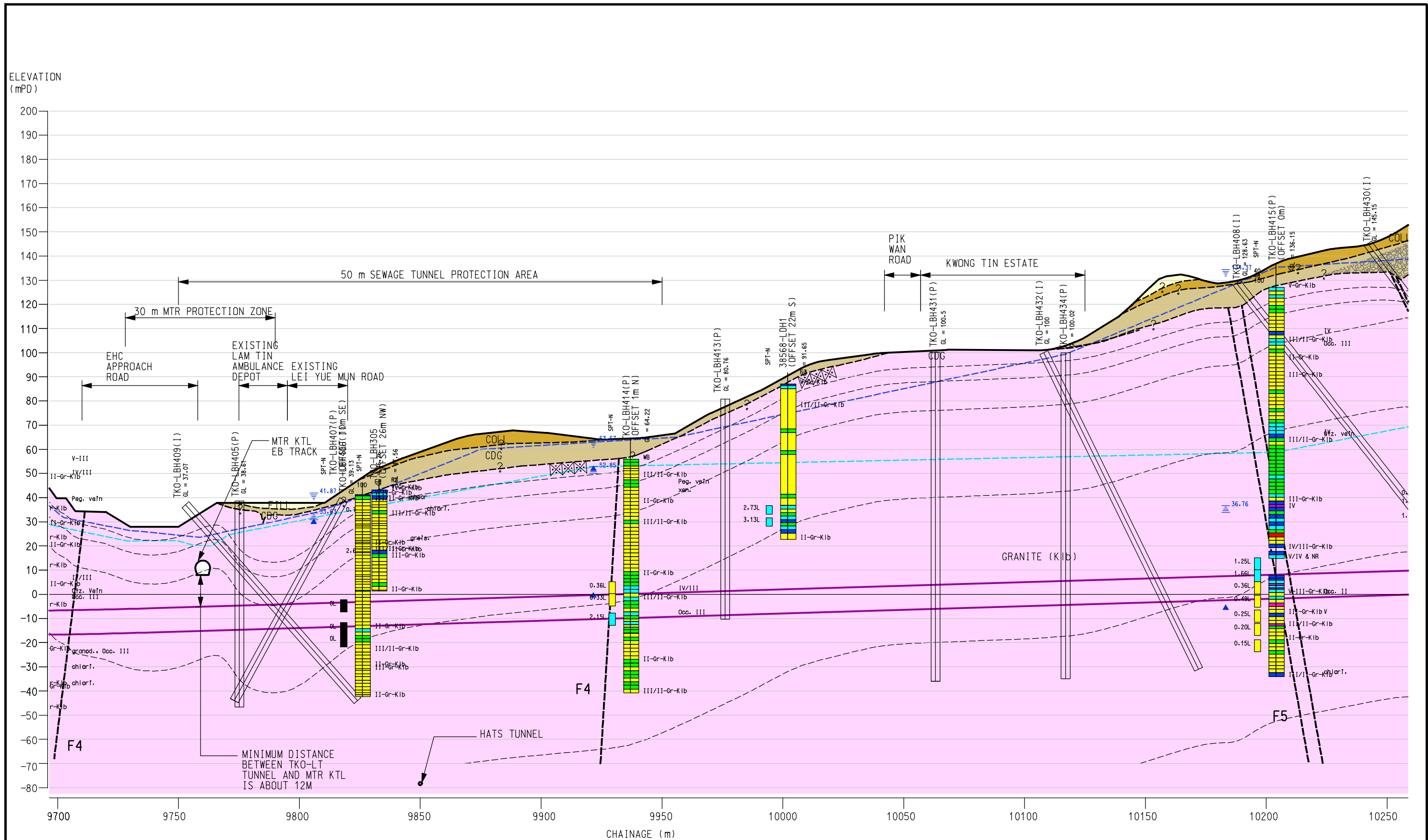
TUNNEL PROFILE



AGREEMENT NO. CE 42/2008 (CE)
 TSEUNG KWAN O - LAM TIN TUNNEL AND ASSOCIATED WORKS - INVESTIGATION
PRELIMINARY GEOLOGICAL PROFILE (SHEET 2 OF 6)

SCALE	1 : 1500 A3	DATE	OCT 2012
CHECK	GCYN	DRAWN	ATCL
JOB No.	60097697	DRAWING No.	REV
			-

Plotting By: 7/11/2012 10:58:18 AM
 PLOT SCALE: 1:SCALE:SHORT




TUNNEL PROFILE

AGREEMENT NO. CE 42/2008 (CE)
 TSEUNG KWAN O - LAM TIN TUNNEL AND ASSOCIATED WORKS - INVESTIGATION
PRELIMINARY GEOLOGICAL PROFILE (SHEET 3 OF 6)



SCALE	1 : 1500 A3	DATE	OCT 2012
CHECK	GCYN	DRAWN	ATCL
JOB No.	60097697	DRAWING No.	REV -

Plotting By: 7/11/2012 10:58:11 AM
 PLOT SCALE: 1:SCALESHORT



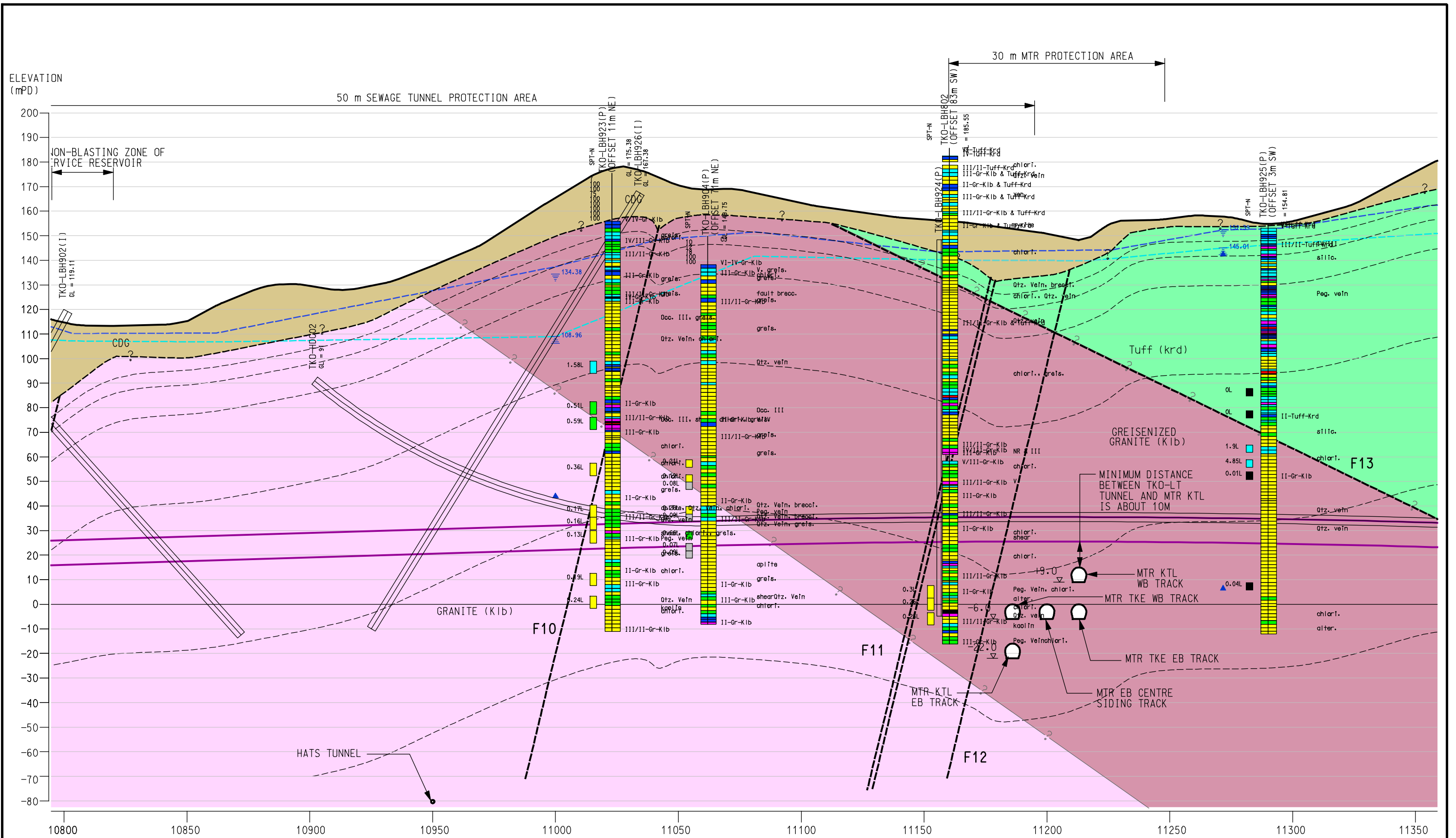
TUNNEL PROFILE

AGREEMENT NO. CE 42/2008 (CE)
 TSEUNG KWAN O - LAM TIN TUNNEL AND ASSOCIATED WORKS - INVESTIGATION
PRELIMINARY GEOLOGICAL PROFILE (SHEET 4 OF 6)



SCALE	1 : 1500 A3	DATE	OCT 2012
CHECK	GCYN	DRAWN	ATCL
JOB No.	60097697	DRAWING No.	REV
			-

Plotting By: 7/17/2012 8:58:41 AM
 PLOT SCALE: 1:SCALESHORT



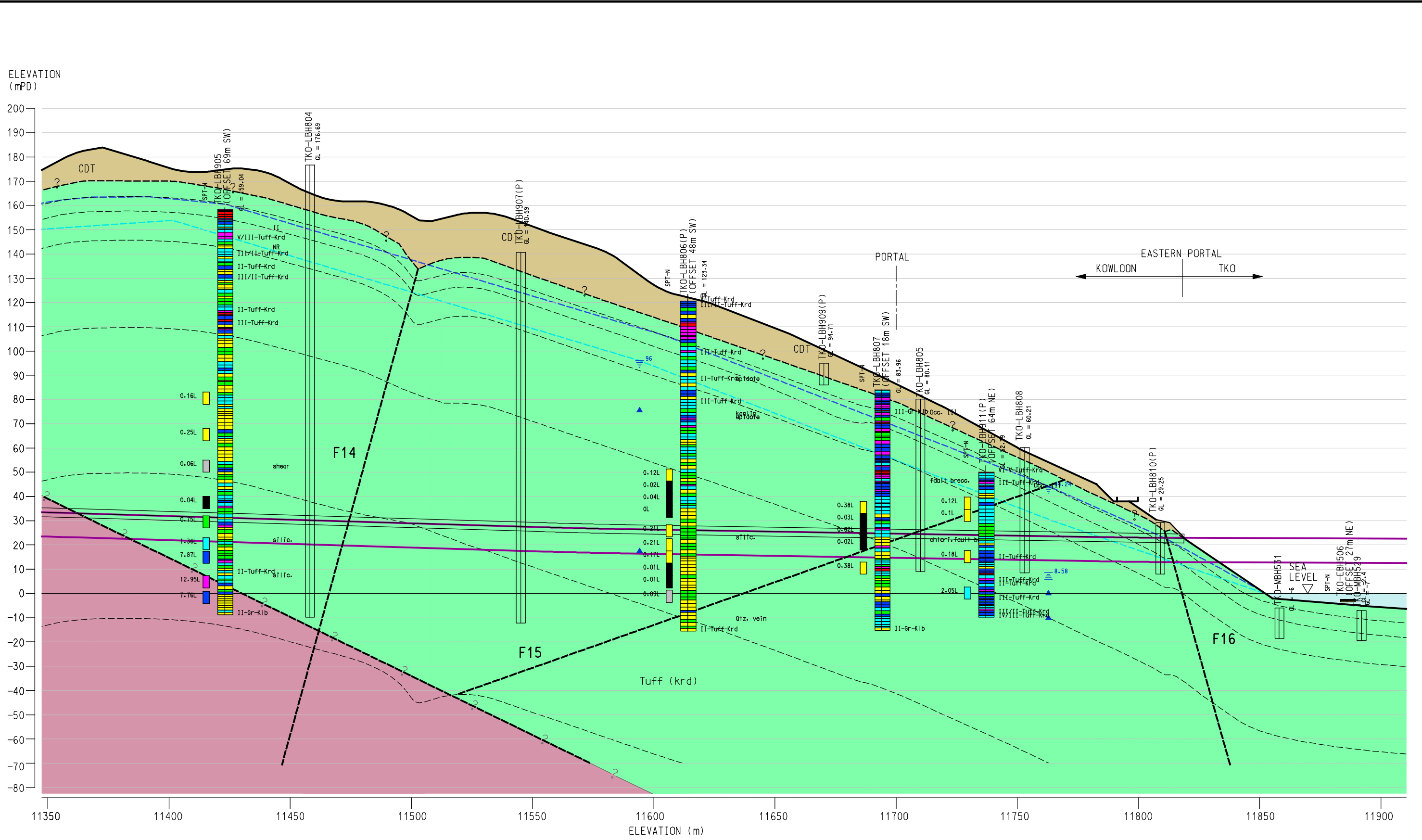
TUNNEL PROFILE

AGREEMENT NO. CE 42/2008 (CE)
 TSEUNG KWAN O - LAM TIN TUNNEL AND ASSOCIATED WORKS - INVESTIGATION
PRELIMINARY GEOLOGICAL PROFILE (SHEET 5 OF 6)



SCALE	1 : 1500 A3	DATE	OCT 2012
CHECK	GCYN	DRAWN	ATCL
JOB No.	60097697	DRAWING No.	REV
			-

Plotting By: 17/11/2012
 USER: EUSERS
 PLOT SCALE: 1:SCALESHORT



TUNNEL PROFILE



AGREEMENT NO. CE 42/2008 (CE)
 TSEUNG KWAN O - LAM TIN TUNNEL AND ASSOCIATED WORKS - INVESTIGATION
PRELIMINARY GEOLOGICAL PROFILE (SHEET 6 OF 6)

SCALE	1 : 1500 A3	DATE	OCT 2012
CHECK	GCYN	DRAWN	ATCL
JOB No.	60097697	DRAWING No.	REV
			-

Plotting By: 17/11/2012 8:58:58 AM
 PLOT SCALE: 1:SCALE:SHORT