










**圖例**  
**LEGEND**

-  道路系統  
Road Network
-  西面連接路  
(包括落馬洲與新田公路連接道路)  
Western Connection Road  
(Including Lok Ma Chau / San Tin  
Highway Connection)
-  東面連接路  
Eastern Connection Road
-  落馬洲鐵路站連接通道  
Direct Link to Lok Ma Chau  
Station
-  0.8米高隔音屏  
0.8m Noise Barrier
-  1.5米高隔音屏  
1.5m Noise Barrier
-  3米高隔音屏  
3m Noise Barrier
-  5米高隔音屏  
5m Noise Barrier
-  噪音感應強的地方(道路交通噪音)  
Noise Sensitive Receivers  
(Road Traffic Noise)

DP	Phases	Mitigation Measures
Western Connection Road (DP2)	Operation (Road Traffic)	- NB 1: Approx. 16m long, 0.8m high noise barrier;
		- NB 2: Approx. 42m long, 0.8m high noise barrier;
		- NB 3: Approx. 27m long, 0.8m high noise barrier;
		- NB 4: Approx. 14m long, 0.8m high noise barrier;
		- NB 6: Approx. 50m long, 0.8m high noise barrier;
		- NB 7: Approx. 8m long, 0.8m high noise barrier;
		- NB 8: Approx. 10m long, 3m high noise barrier;
		- NB 9: Approx. 33m long, 5m high noise barrier;
		- NB 10: Approx. 12m long, 3m high noise barrier;
		- NB 11: Approx. 12m long, 5m high noise barrier;
		- NB 12: Approx. 36m long, 3m high noise barrier;
		- NB 13: Approx. 12m long, 3m high noise barrier;
		- NB 14: Approx. 32m long, 0.8m high noise barrier;
Direct Link to LMC Station (DP3)	Operation (Road Traffic)	- NB 19: Approx. 730m long, 0.8m high parapet at both sides of the road.
		- NB 21: Approx. 47m long, 0.8m high noise barrier;
Eastern Connection Road (DP6)	Operation (Road Traffic)	- NB 18: Approx. 190m long, 0.8m high noise barrier;
		- NB 20: Approx. 81m long, 0.8m high noise barrier.

