Appendix 7.2 Contamination Assessment Report / Remediation Action Plan (CAR/RAP)

Alternative Ground Decontamination Works at the Proposed Kennedy Town Comprehensive Development Area Site

Contamination Assessment Report and Remediation Action Plan

October 2014

Civil Engineering and Development Department

CEDD

Mott MacDonald

Alternative Ground Decontamination Works at the Proposed Kennedy Town Comprehensive Development Area Site

Contamination Assessment Report and Remediation Action Plan

October 2014

Civil Engineering and Development Department

Special Duties Division, 3/F, Civil Engineering and Development Building, 101 Princess Margaret Road, Homantin, Kowloon

Mott MacDonald, 20/F AIA Kowloon Tower, Landmark East, 100 How Ming Street, Kwun Tong, Kowloon, Hong Kong
t +852 2828 5757 f +852 2827 1823, W www.mottmac.com

Content

Chapter	Title	Page
1.	Introduction	1
1.1	Background	1
1.2	Future Land Uses of the Project Site	2
1.3	Relevant Environmental Guidelines	6
2.	Summary of Approved Contamination Assessment Plan	7
2.1	General Site Context and Previous Site Investigation	7
2.2	Additional Site Investigation Programme	8
2.2.1	Introduction	8
2.2.2	Selection of Proposed Borehole Locations at Bus Depot	8
3.	Contamination Assessment Results and Interpretation	12
3.1	Introduction	12
3.2	Approach and Methodology	12
3.2.1	Identification of Land Use	12
3.2.2	Chemicals of Concern (COCs)	13
3.3	Original EIA Study SI and Previous SI Results	13
3.3.1	Comparisons on Nature of Soil Contamination	13
3.3.2	Comparisons on Extent of Soil Contamination	14
3.3.3	Comparisons on Nature of Groundwater Contamination	15
3.4	Discussion on Additional SI Laboratory Analytical Results	15
3.4.1	Soil Sampling and Testing	15
3.4.2	Results	17
3.4.3	Interpretation of Results	18
3.5	Discussion on Overall Results	18
3.5.1	Nature of Contamination	18
3.5.2	Extent of Contamination	19
4.	Remediation Action Plan (RAP)	22
4.1	Remediation Objectives	22
4.2	Decontamination Options for Soils	22
4.2.1	Decontamination Options	22
4.2.2	RBRGs	29
4.3	Land Decontamination Arrangements	30
4.3.1	Overview	30
4.3.2	Excavation	30
4.3.3	Confirmatory Sampling	31
4.3.4	Biopiling	34
4.3.5	Cement Solidification	37
4.3.6	On-site Backfilling of Soil Decontaminated by Cement Solidification	37
4.3.7	Quality Assurance / Quality Control Procedures	38
4.3.8	Arrangement after Completion of Decontamination	39
4.3.9	Equipment Decontamination Procedures	39
4.3.10	Preparation and Submission of Remediation Report	39

5. Environmental, Health and Safety Mitigation Measures 41
5.1 Introduction 41
5.2 Health and Safety 41
5.3 Environmental 41

6. Conclusion and Recommendations 43
6.1 Conclusion 43

Appendices

44
Appendix A. Not Used 45
Appendix B. Schematic Drawing of Ground Water Monitoring Well 46
Appendix C. Sampling and Testing Schedule Proposed in the CAP 48
Appendix D. Testing Previously Conducted within the Project Site 50
Appendix E. Laboratory Analytical Results for Previous SI 52
Appendix F. Summary Table of Laboratory Testing Results for Additional SI 54
Appendix G. Certificates of Analysis for Additional SI 56
Appendix H. Schematic Diagram of Biopile 58
Appendix I. Contamination Parameters and Depths for Each Grid 60
Appendix J. Concrete Slab, Excavated Soil and Decontaminated Soil Volumes for Each Grid 62
Appendix K. Site Boring Log for Additional SI 81
Appendix L. Groundwater Sampling Results from Original EIA Study SI and Additional SI 83

Tables

Table 1.1: Different Phases of the Major Works for this Project 1
Table 1.2: Summary of On-Site Land Use 3
Table 2.1: Boreholes and Parameters in Bus Depot Area Analysed during Previous Site Investigation 7
Table 3.1: Boreholes and Parameters in Bus Depot Area Analysed during Additional Site Investigation 16
Table 3.2: Summary of Soil Sample Exceedances of Relevant RBRG/Saturation Level 17
Table 3.3: Volumes of Contaminated Soil Requiring Excavation and Decontamination, and of Concrete Slab Requiring Demolition and Reuse/Disposal 19
Table 4.1: Land Decontamination Technologies Available 23
Table 4.2: Recommended Land Decontamination Options for Contaminated Soil 28
Table 4.3: Relevant RBRGs for Soil 29
Table 4.4: Confirmatory Samples on the Side/ Base of Excavated Grid 31
Table 4.5: Key Levels for Confirmatory Testing 33
Table 4.6: Soil Clean-up Targets for Biopile Closure Assessment 36
Table 4.7: Universal Treatment Standards for On-site Reuse of Cement Solidification Treated Soil 37
Table J.1: Concrete Slab Volumes, Contamination Parameters and Soil Volume Estimation based on RBRGs for Relevant Land Uses 63
Table L.1: Groundwater Contaminant Concentrations for Sampling during Original EIA Study SI and Additional SI compared with relevant Groundwater RBRGs 83

Figures

Figure 2.1: Project Site Plan 9
Figure 2.2: Grid System for the KTCDA Site and Borehole Locations for Previous SI 10
Figure 2.3: Additional Site Investigation Sampling Locations 11

Figure 3.1: Proposed Land Use Designation 20
Figure 3.2: Grids where RBRG Exceedance Found 21

1. Introduction

1.1 Background

This Project forms part of the "Demolition of Buildings and Structures in the Proposed Kennedy Town Comprehensive Development Area Site" (the Decommissioning Project), which involves the demolition of buildings and structures and the ground decontamination works in the Proposed Kennedy Town Comprehensive Development Area (KTCDA). The major works involved in the Decommissioning Project are divided into the following phases, as presented in **Table 1.1**.

Table 1.1: Different Phases of the Major Works for this Project

Phase	Description	Status
Phase 1 Part 1	Demolition and clearance of all existing chimneys, buildings and ancillary structures above the existing concrete ground slab in the Phase 1 Site area where the former Kennedy Town Incinerator Plant (KTIP) and the Kennedy Town Abattoir (KTA) are located. The Phase 1 Part 1 also includes the removal of asbestos containing materials and dioxin/furan contaminated wastes within the Phase 1 Site.	Completed.
Phase 1 Part 2	Temporary use of the Phase 1 Site as site office and for the storage of common construction materials for the construction of the West Island Line (WIL) and Highways Department maintenance depot.	Temporary Use in progress
Phase 2	Ground decontamination works within the Project site.	Design in progress

Works are being carried out in a strict and safe manner and in full compliance with the approved Environmental Permit (EP) No. EP-136/2002/D and relevant Ordinances and guidelines. Environmental monitoring and audit are implemented to ensure that nearby residents and the general public will not be affected.

Mott MacDonald Hong Kong Limited (MMHK) has been commissioned by the Project Proponent – Civil and Engineering and Development Department (CEDD) – to undertake the detailed design of the demolition and ground decontamination works at the Project site.

Site Investigation (SI) and laboratory testing works were carried out under a Contamination Assessment Plan (the "original CAP") as part of an Environmental Impact Assessment (EIA) study under Agreement No. CE 15/99 (the "original EIA study"). The results and recommended decontamination methods were reported respectively in a Contamination Assessment Report and Remediation Action Plan (the "original CAR/RAP") and incorporated into both the approved EIA Report (EIA Register No. AEIAR-058/2002, approved on 16 April 2002) and EP.

In January 2003, a Contamination Confirmatory Investigation (CCI) Proposal was submitted recommending further SI (including soil sampling and laboratory analysis) to ascertain the extent of land contamination and volume of contaminated soil. Further SI was subsequently conducted and the Final SI Report was submitted to EPD in May 2004. At the time of approval of the approved EIA Report and the CCI Proposal, Hong Kong was using the Dutch List "B" levels of the Netherlands ("Dutch B") as referenced under the Practice Note for Professional Persons ProPECC PN3/94 "Contaminated Land Assessment and Remediation" (ProPECC PN3/94) issued by EPD in 1994 to interpret the levels of land contamination.

The CCI indicated that the amount of soil requiring decontamination would be significantly larger than the quantity as predicted in the approved EIA Report. As such, the recommended land decontamination methods and related mitigation measures in the approved EIA Report are no longer applicable. Therefore, alternative ground decontamination works have to be proposed in a supplementary EIA, the scope of which

is contained in EIA Study Brief No. ESB-252/2012 (SB) issued by EPD on 28 August 2012. In accordance with Appendix D2 of the SB, a Contamination Assessment Plan, CAR and RAP shall be submitted to EPD for approval as part of the supplementary EIA Report. The laboratory results of the additional SI in the bus depot are incorporated into the CAR and RAP.

In 2007, EPD promulgated the Risk-Based Remediation Goals (RBRGs) to replace Dutch B levels as the new land contamination assessment standards for Hong Kong. A Contamination Assessment Plan adopting RBRG approach (the "CAP") was endorsed by EPD on 27 March 2013. Subsequent to the endorsement of CAP, a Contamination Assessment Report (CAR) and Remediation Action Plan are jointly prepared based on future land use assumptions (to be elaborated in this report). This CAR/RAP is submitted to seek agreement in principle with EPD in accordance with Section 8(iv) and (v) of the "Guidance Note for Contaminated Land Assessment and Remediation" (Guidance Note).

As far as the Project site is concerned, it is considered that the endorsed CAP has considered the previous SI report or CCI proposal and recommended that most of the previous SI data (including original EIA study SI data) is still valid for the contaminated land assessment and remediation either based on Dutch B levels or RBRGs. Details of previous SI data and methodology adopted for additional SI will be discussed in Section 2.

1.2 Future Land Uses of the Project Site

Future development is under planning for the Project site area (by others). It is proposed that one part of the area be designated as Public Parks/ Industrial for a planned waterfront promenade (subject to review) with another part designated as Urban Residential / Rural Residential for other future development.

The past, current and future on-site land uses of the Project site are summarised in **Table 1.2**.

Table 1.2: Summary of On-Site Land Use

Property Name: Kennedy Town Comprehensive Development Area

Current Use

Type of facility / business	On-site property land use	Date began	Description of business process / primary products	Owner or Occupier	Approximate size of on-site property (m^2)	Off-site property affected? ___Yes ___No
Construction site	Phase 1 Part 2 of the Project: Temporary use of part of the Phase 1 Site for the construction of the WIL as site office and storage of common construction materials	10 July 2009	Not applicable	MTR Corporation Limited (MTRCL)	15,800	No
Depot	Temporary use of part of the Phase 1 Site as maintenance depot of Highways Department (HyD)	29 May 2009	Not applicable	Highways Department (HyD)	2,300	No
Depot	Temporary use of part of the Project Site as bus depot	1 Sep 1998	Not applicable	New World First Bus (NWFB)	2,150	No
Car park	Temporary use of part of the Project Site as public car park	1 Sep 1994	Not applicable	Existing tenant: Wilson Parking (Holdings) Limited	2,610	No
Refuse collection	Temporary use of part of the Project Site as refuse collection point (RCP)	11 Oct 1999	Not applicable	Food and Environmental Hygiene Department (FEHD)	500	No
Public garden	Temporary use of part of the Project Site as Cadogan Street Temporary Garden	5 Oct 1998	Not applicable	Leisure and Cultural Services Department (LCSD) (former Urban Services Department (USD))	5,200	No

Past Use

Are past uses different from current uses? ___✓___Yes _____ No If Yes, complete this section.

Complete this table with each different operation, use, or status of the on-site property. Include all operations back to pre-commercial or pre-industrial time if this information is necessary to characterize the site. Specify the status of the property at each stage, including times it may have been vacant. Start with the most recent use and list in chronological order backwards through time.

Type of facility / business	On-site property land use	Date began	Date ended	Description of business process / primary products	Owner or Occupier	Approximate size of on-site property (if different from current uses) (m^2)	Off-site property affected? ___Yes ___No
Construction site	Phase 1 Part 1 of the Project: Demolition and clearance of all existing chimneys, buildings and ancillary structures above the existing concrete ground slab in the Phase 1 Site area where the former Kennedy Town Incinerator Plant (KTIP) and the Kennedy Town Abattoir (KTA) are located. Also includes the removal of asbestos containing materials and dioxin/furan contaminated wastes within the Phase 1 Site	Oct 2007	Jun 2009	Demolition and clearance	CEDD	18,100	No
Industrial	Kennedy Town Abattoir: Incinerator for disposal of animal carcasses Kennedy Town Refuse Disposal Incinerator: Incinerator for disposal of waste	1963	Sep 2001	Slaughterhouse with incinerator for disposal of animal carcasses and incinerator for disposal of waste	Former USD	18,100	No
Depot	EMSD depot	16 Aug 1969	26 Jul 1993	Not applicable	EMSD	2,150	No
Depot	Bus depot and vehicle support area	26 Jul 1993	31 Aug 1998	Not applicable	China Motor Bus Co., Ltd. (CMB)	2,150	No
Commercial	Wholesale market	1953	20 Sep 1994*	Not applicable	Former USD	34,000	No

Remark: * Parts of the original wholesale market area were used for other purposes (i.e. Kennedy Town Abattoir, Kennedy Town Refuse Disposal Incinerator, EMSD Depot, bus depot and vehicle support area) during different stages of its land use period.

Future Use

Are future uses different from current uses? ___✓___Yes _____ No If Yes, complete this section.

Type of facility / business	On-site property land use	Description of business process / primary products	Owner or Occupier	Approximate size of on-site property
Construction site	Phase 2 of the Project: Ground decontamination works within the Project site	Decontamination works	CEDD	32,000
Future development	Under review by Planning Department (PlanD)	Under review by PlanD	Undetermined	32,000

1.3 Relevant Environmental Guidelines

On 15 August 2007, two new guidelines utilising RBRGs developed for Hong Kong and stipulated in the "Guidance Note for Contaminated Land Assessment and Remediation" (Guidance Note) and "Guidance Manual for Use of Risk-based Remediation Goals for Contaminated Land Management" (Guidance Manual) were promulgated for use. The assessment will be carried out in accordance with the Guidance Manual and Guidance Note. In addition to the above, reference would also be made to the "Practice Guide for Investigation and Remediation of Contaminated Land" (Practice Guide).

2. Summary of Approved Contamination Assessment Plan

2.1 General Site Context and Previous Site Investigation

A review of the historical information for the Project site was conducted and the results are briefly summarized below.

The whole KTCDA site is divided into a total of 41 grids, comprising:

- 32 square-shaped grids, each grid with dimensions of 31m x 31m (i.e. grid area of 961m^2);
- 2 irregular-shaped grids (B and C) with grid areas of about 575m^2 and 363m^2 respectively; and
- 6 irregular-shaped grids (3, 4, 7, 8, 33 and A, amended as 3R, 4R, 7R, 8R, 33R, AR respectively) with grid areas of about 585m^2, 681m^2, 697m^2, 643m^2, 467m^2 and 187m^2, and 1 new grid (D) with grid area of about 772m^2.

The overall Project site plan is shown in **Figure 2.1** while the grid locations and locations of boreholes for previous SI are shown in **Figure 2.2**. The selection of grid areas was based on the grid system adopted in the "Final Site Investigation Report for Kennedy Town Comprehensive Development Area" dated March 2004.

Based on the historical information reviewed, an additional site investigation (SI) was proposed for the bus depot area only. As a result, the dimensions of the grids were revised for this particular area to clearly show the investigation boundary for facilitation of the necessary works. The parameters analysed for samples collected from individual boreholes located in the bus depot area during the previous SI are summarised in **Table 2.1**.

Table 2.1: Boreholes and Parameters in Bus Depot Area Analysed during Previous Site Investigation

Grid[4]	Boreholes[4]	Depth of Samples Tested (m)								Parameters Provided[1]			
		0.5	1.5	3.0	4.5	6.0	7.5	9.0	10.5 – 21.0[6]	Petroleum Carbon Ranges	VOC BTEX[2] only	SVOC PAH only	Heavy Metals[3]
3	#BH8	Y	Y	Y	Y	-	Y	-	-	√	√	√	√
4	BH1	Y	Y	Y	-	-	Y	-	-	-	-	-	Lead only
	BH3	Y	Y	Y	-	Δ	-	-	-	-	-	-	Copper and Lead only
	BH5	Y	Y	Y	-	Y	-	-	-	-	-	-	Lead only
	BH7	Y	Y	Y	Y	-	-	-	-	-	-	-	Copper and Lead only
	BH9	Y	Y	Y	Y	Δ	-	-	-	-	-	√	Copper and Lead only
	#BH10a	Y	Y	Y	Y	Y	-	-	-	√	√	√	√
8	BH10	Y	Y	Y	Y	-	-	-	-	-	-	√	Copper and Lead only
	BH11	Y	Y	Y	Y	Δ	-	-	-	√	-	√	Copper and Lead only
	BH15	Y	Y	Y	Y	-	-	-	-	-	-	√	Copper and Lead only
	BH16	Y	Y	Δ	Δ	-	-	-	-	√	√	√	Copper, Lead and Mercury only
	BH30	Y	Y	-	-	-	-	-	-	-	-	-	Lead only
D	BH22	Y	Y	Y	Δ	Δ	-	-	-	√	√	-	Copper, Lead, Mercury and Zinc only
	BH24	Y	Y	-	Y	Y	-	-	-	√	-	-	√

	BH25	-	-	-	Δ	Δ	Δ	-	-	√	-	√	Cadmium, Copper, Lead, Mercury and Zinc only
	BH27	Y	Y	Y	Y	Δ	-	Δ	-	√	-	-	Copper, Lead, Zinc and Mercury only
	#BH27a	Y	Y	Y	Y	Y	Y	-	-	√	√	√	√
	BH34	Y	Y	Y	Y	-	Y	-	-	√	-	-	Cadmium, Copper, Lead, Mercury and Zinc only

Remarks: 1. √ = parameters analysis carried out for the sampling borehole.
Y = analysis carried out for all selected parameters
Δ = analysis carried out only for Petroleum Carbon Ranges, PAH, BTEX and / or Heavy Metals.
= borehole for comprehensive testing (BCT).
2. BTEX include Benzene, Ethylbenzene, Toulene and Xylenes.
3. Heavy metals include Arsenic, Barium, Cadmium, Chromium, Cobalt, Copper, Lead, Molybdenum, Nickel, Tin and Zinc.
4. Please refer to **Figure 2.2** for grid and borehole locations respectively.
5. The sampling borehole details are shown in **Appendix D**.
6. No sampling was conducted at the boreholes listed here for depths between 10.5m and 21.0m.

2.2 Additional Site Investigation Programme

2.2.1 Introduction

This section presents the methodology adopted for additional site investigation (SI), which was conducted between 19 July 2013 and 7 August 2013 within the bus depot.

2.2.2 Selection of Proposed Borehole Locations at Bus Depot

A total of 4 boreholes were proposed within the bus depot (e.g. vehicle washing pit and above-ground oil tank containing diesel fuel). The proposed sampling locations are shown in **Figure 2.3** and the original sampling and testing plan is shown in Section 3 of the CAP extract in **Appendix C**. For the additional SI, a "grid" approach was adopted in order to compare with the analytical results of previous SI, obtain information on background levels, and to verify the CAP's assumption that additional SI should only be conducted in the bus depot area. The dimension of grids for the bus depot area was adjusted to clearly show the investigation boundary for facilitation of the additional SI works.

Since additional SI was conducted during ongoing operation of the bus depot, there was the potential that incidents of spillage/leakage might occur during the continual operation after completion of the land contamination assessment during the EIA study. Therefore, the potential need for a further review, SI and submission of a supplementary CAR/RAP should be taken into account.

MTRCL WIL WORKS AREA

HyD MAINTENANCE DEPOT

EX-KENNEDY TOWN INCINERATION PLANT

NEW WORLD FIRST BUS DEPOT

CAR PARK

CADOGAN STREET TEMPORARY GARDEN

EX-KENNEDY TOWN ABATTOIR (disused)

VICTORIA ROAD

KA WAI MAN ROAD

SAI SEE STREET

830800 E

830900 E

831000 E

816100 N

816000 N

815900 N

Notes

Key to symbols

- PROJECT SITE BOUNDARY
- PHASE 1 WORKS SITE BOUNDARY
- MTRCL WIL WORKS AREA
- HyD MAINTENANCE DEPOT
- EXISTING BUS DEPOT
- EXISTING CAR PARK
- EXISTING CADOGAN STREET TEMPORARY GARDEN
- EXISTING REFUSE COLLECTION POINT

Reference drawings

Rev	Date	Drawn	Description	Ch'k'd	App'd
P2	OCT 13	MING	GENERAL REVISION	BW	AFK
P1	OCT 12	MING	PRELIMINARY	AM	AFK

Mott MacDonald

20/F Two Landmark East
100 How Ming Street
Kwun Tong, Kowloon
Hong Kong
T +852 2828 5757
F +852 2827 1823
W www.mottmac.com.hk

Client

CEDD

CIVIL ENGINEERING AND DEVELOPMENT DEPARTMENT

Project

ALTERNATIVE GROUND DECONTAMINATION WORKS AT THE PROPOSED KENNEDY TOWN COMPREHENSIVE DEVELOPMENT AREA SITE

Title

PROJECT SITE PLAN

Designed	AM		Eng check	SMF	
Drawn	MING		Coordination	SMF	
Dwg check	AM		Approved	AFK	
Scale at A1	1:500	Status	PRE	Rev	P2

Drawing Number

FIGURE 2.1

1 : 500 SCALE BAR

© Mott MacDonald Hong Kong Limited

This document should not be relied on or used in circumstances other than those for which it was originally prepared and for which Mott MacDonald Hong Kong Limited was commissioned. Mott MacDonald Hong Kong Limited accepts no responsibility for this document to any other party other than the person by whom it was commissioned.

J:\316047\REPORT\ENV\CAP\131011\FIG 2-1.dgn DATE: 11/10/2013 TIME: 12:58:47 USER: yim42169

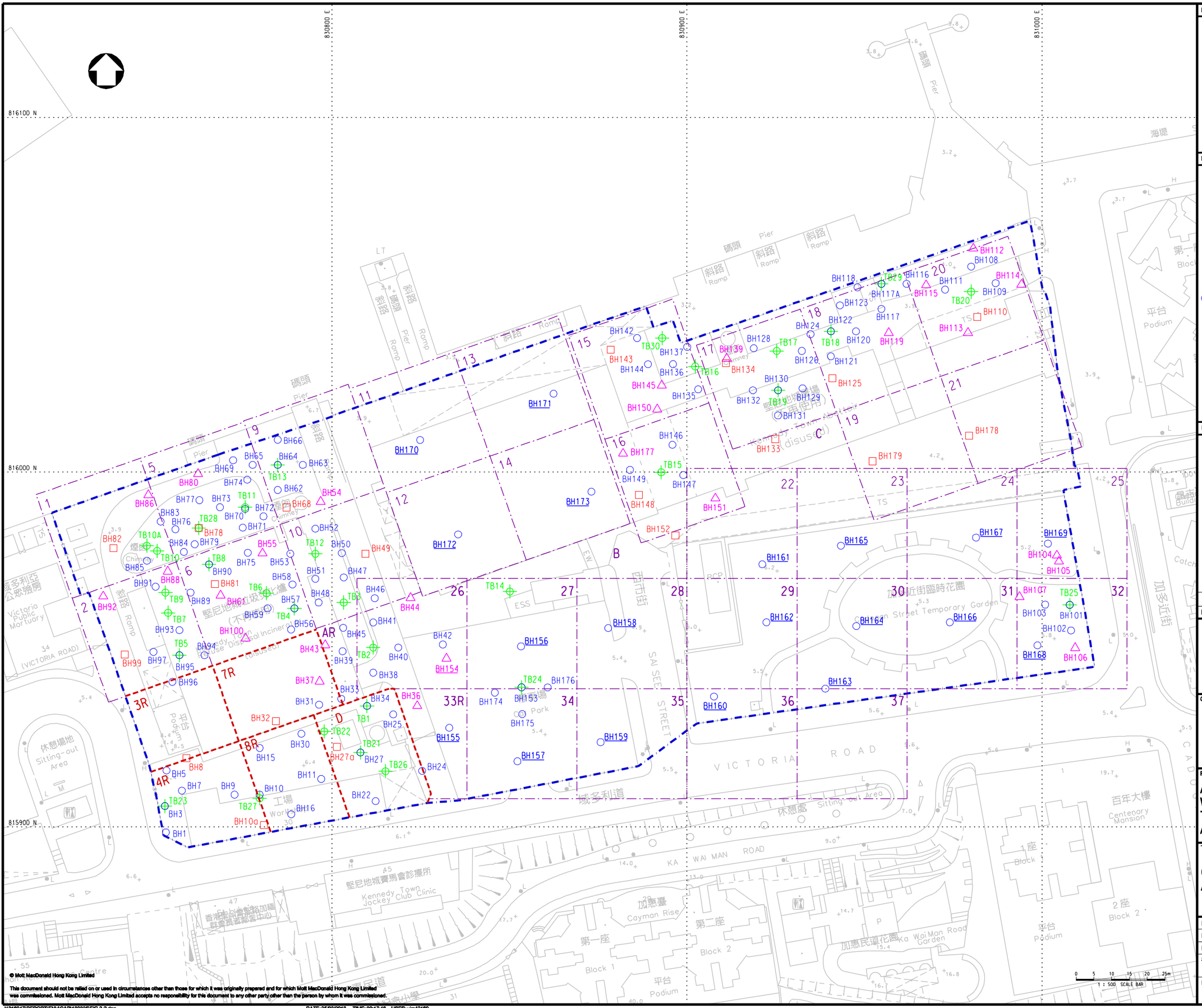
830800 E
830900 E
831000 E
816100 N
816000 N
815900 N
BH171
BH170
BH172
BH173
BH174
BH175
BH176
BH177
BH178
BH179
BH180
BH181
BH182
BH183
BH184
BH185
BH186
BH187
BH188
BH189
BH190
BH191
BH192
BH193
BH194
BH195
BH196
BH197
BH198
BH199
BH200
BH201
BH202
BH203
BH204
BH205
BH206
BH207
BH208
BH209
BH210
BH211
BH212
BH213
BH214
BH215
BH216
BH217
BH218
BH219
BH220
BH221
BH222
BH223
BH224
BH225
BH226
BH227
BH228
BH229
BH230
BH231
BH232
BH233
BH234
BH235
BH236
BH237
BH238
BH239
BH240
BH241
BH242
BH243
BH244
BH245
BH246
BH247
BH248
BH249
BH250
BH251
BH252
BH253
BH254
BH255
BH256
BH257
BH258
BH259
BH260
BH261
BH262
BH263
BH264
BH265
BH266
BH267
BH268
BH269
BH270
BH271
BH272
BH273
BH274
BH275
BH276
BH277
BH278
BH279
BH280
BH281
BH282
BH283
BH284
BH285
BH286
BH287
BH288
BH289
BH290
BH291
BH292
BH293
BH294
BH295
BH296
BH297
BH298
BH299
BH300
BH301
BH302
BH303
BH304
BH305
BH306
BH307
BH308
BH309
BH310
BH311
BH312
BH313
BH314
BH315
BH316
BH317
BH318
BH319
BH320
BH321
BH322
BH323
BH324
BH325
BH326
BH327
BH328
BH329
BH330
BH331
BH332
BH333
BH334
BH335
BH336
BH337
BH338
BH339
BH340
BH341
BH342
BH343
BH344
BH345
BH346
BH347
BH348
BH349
BH350
BH351
BH352
BH353
BH354
BH355
BH356
BH357
BH358
BH359
BH360
BH361
BH362
BH363
BH364
BH365
BH366
BH367
BH368
BH369
BH370
BH371
BH372
BH373
BH374
BH375
BH376
BH377
BH378
BH379
BH380
BH381
BH382
BH383
BH384
BH385
BH386
BH387
BH388
BH389
BH390
BH391
BH392
BH393
BH394
BH395
BH396
BH397
BH398
BH399
BH400
BH401
BH402
BH403
BH404
BH405
BH406
BH407
BH408
BH409
BH410
BH411
BH412
BH413
BH414
BH415
BH416
BH417
BH418
BH419
BH420
BH421
BH422
BH423
BH424
BH425
BH426
BH427
BH428
BH429
BH430
BH431
BH432
BH433
BH434
BH435
BH436
BH437
BH438
BH439
BH440
BH441
BH442
BH443
BH444
BH445
BH446
BH447
BH448
BH449
BH450
BH451
BH452
BH453
BH454
BH455
BH456
BH457
BH458
BH459
BH460
BH461
BH462
BH463
BH464
BH465
BH466
BH467
BH468
BH469
BH470
BH471
BH472
BH473
BH474
BH475
BH476
BH477
BH478
BH479
BH480
BH481
BH482
BH483
BH484
BH485
BH486
BH487
BH488
BH489
BH490
BH491
BH492
BH493
BH494
BH495
BH496
BH497
BH498
BH499
BH500
BH501
BH502
BH503
BH504
BH505
BH506
BH507
BH508
BH509
BH510
BH511
BH512
BH513
BH514
BH515
BH516
BH517
BH518
BH519
BH520
BH521
BH522
BH523
BH524
BH525
BH526
BH527
BH528
BH529
BH530
BH531
BH532
BH533
BH534
BH535
BH536
BH537
BH538
BH539
BH540
BH541
BH542
BH543
BH544
BH545
BH546
BH547
BH548
BH549
BH550
BH551
BH552
BH553
BH554
BH555
BH556
BH557
BH558
BH559
BH560
BH561
BH562
BH563
BH564
BH565
BH566
BH567
BH568
BH569
BH570
BH571
BH572
BH573
BH574
BH575
BH576
BH577
BH578
BH579
BH580
BH581
BH582
BH583
BH584
BH585
BH586
BH587
BH588
BH589
BH590
BH591
BH592
BH593
BH594
BH595
BH596
BH597
BH598
BH599
BH600
BH601
BH602
BH603
BH604
BH605
BH606
BH607
BH608
BH609
BH610
BH611
BH612
BH613
BH614
BH615
BH616
BH617
BH618
BH619
BH620
BH621
BH622
BH623
BH624
BH625
BH626
BH627
BH628
BH629
BH630
BH631
BH632
BH633
BH634
BH635
BH636
BH637
BH638
BH639
BH640
BH641
BH642
BH643
BH644
BH645
BH646
BH647
BH648
BH649
BH650
BH651
BH652
BH653
BH654
BH655
BH656
BH657
BH658
BH659
BH660
BH661
BH662
BH663
BH664
BH665
BH666
BH667
BH668
BH669
BH670
BH671
BH672
BH673
BH674
BH675
BH676
BH677
BH678
BH679
BH680
BH681
BH682
BH683
BH684
BH685
BH686
BH687
BH688
BH689
BH690
BH691
BH692
BH693
BH694
BH695
BH696
BH697
BH698
BH699
BH700
BH701
BH702
BH703
BH704
BH705
BH706
BH707
BH708
BH709
BH710
BH711
BH712
BH713
BH714
BH715
BH716
BH717
BH718
BH719
BH720
BH721
BH722
BH723
BH724
BH725
BH726
BH727
BH728
BH729
BH730
BH731
BH732
BH733
BH734
BH735
BH736
BH737
BH738
BH739
BH740
BH741
BH742
BH743
BH744
BH745
BH746
BH747
BH748
BH749
BH750
BH751
BH752
BH753
BH754
BH755
BH756
BH757
BH758
BH759
BH760
BH761
BH762
BH763
BH764
BH765
BH766
BH767
BH768
BH769
BH770
BH771
BH772
BH773
BH774
BH775
BH776
BH777
BH778
BH779
BH780
BH781
BH782
BH783
BH784
BH785
BH786
BH787
BH788
BH789
BH790
BH791
BH792
BH793
BH794
BH795
BH796
BH797
BH798
BH799
BH800
BH801
BH802
BH803
BH804
BH805
BH806
BH807
BH808
BH809
BH810
BH811
BH812
BH813
BH814
BH815
BH816
BH817
BH818
BH819
BH820
BH821
BH822
BH823
BH824
BH825
BH826
BH827
BH828
BH829
BH830
BH831
BH832
BH833
BH834
BH835
BH836
BH837
BH838
BH839
BH840
BH841
BH842
BH843
BH844
BH845
BH846
BH847
BH848
BH849
BH850
BH851
BH852
BH853
BH854
BH855
BH856
BH857
BH858
BH859
BH860
BH861
BH862
BH863
BH864
BH865
BH866
BH867
BH868
BH869
BH870
BH871
BH872
BH873
BH874
BH875
BH876
BH877
BH878
BH879
BH880
BH881
BH882
BH883
BH884
BH885
BH886
BH887
BH888
BH889
BH890
BH891
BH892
BH893
BH894
BH895
BH896
BH897
BH898
BH899
BH900
BH901
BH902
BH903
BH904
BH905
BH906
BH907
BH908
BH909
BH910
BH911
BH912
BH913
BH914
BH915
BH916
BH917
BH918
BH919
BH920
BH921
BH922
BH923
BH924
BH925
BH926
BH927
BH928
BH929
BH930
BH931
BH932
BH933
BH934
BH935
BH936
BH937
BH938
BH939
BH940
BH941
BH942
BH943
BH944
BH945
BH946
BH947
BH948
BH949
BH950
BH951
BH952
BH953
BH954
BH955
BH956
BH957
BH958
BH959
BH960
BH961
BH962
BH963
BH964
BH965
BH966
BH967
BH968
BH969
BH970
BH971
BH972
BH973
BH974
BH975
BH976
BH977
BH978
BH979
BH980
BH981
BH982
BH983
BH984
BH985
BH986
BH987
BH988
BH989
BH990
BH991
BH992
BH993
BH994
BH995
BH996
BH997
BH998
BH999
BH1000
BH1001
BH1002
BH1003
BH1004
BH1005
BH1006
BH1007
BH1008
BH1009
BH1010
BH1011
BH1012
BH1013
BH1014
BH1015
BH1016
BH1017
BH1018
BH1019
BH1020
BH1021
BH1022
BH1023
BH1024
BH1025
BH1026
BH1027
BH1028
BH1029
BH1030
BH1031
BH1032
BH1033
BH1034
BH1035
BH1036
BH1037
BH1038
BH1039
BH1040
BH1041
BH1042
BH1043
BH1044
BH1045
BH1046
BH1047
BH1048
BH1049
BH1050
BH1051
BH1052
BH1053
BH1054
BH1055
BH1056
BH1057
BH1058
BH1059
BH1060
BH1061
BH1062
BH1063
BH1064
BH1065
BH1066
BH1067
BH1068
BH1069
BH1070
BH1071
BH1072
BH1073
BH1074
BH1075
BH1076
BH1077
BH1078
BH1079
BH1080
BH1081
BH1082
BH1083
BH1084
BH1085
BH1086
BH1087
BH1088
BH1089
BH1090
BH1091
BH1092
BH1093
BH1094
BH1095
BH1096
BH1097
BH1098
BH1099
BH1100
BH1101
BH1102
BH1103
BH1104
BH1105
BH1106
BH1107
BH1108
BH1109
BH1110
BH1111
BH1112
BH1113
BH1114
BH1115
BH1116
BH1117
BH1117A
BH1118
BH1119
BH1120
BH1121
BH1122
BH1123
BH1124
BH1125
BH1126
BH1127
BH1128
BH1129
BH1130
BH1131
BH1132
BH1133
BH1134
BH1135
BH1136
BH1137
BH1138
BH1139
BH1140
BH1141
BH1142
BH1143
BH1144
BH1145
BH1146
BH1147
BH1148
BH1149
BH1150
BH1151
BH1152
BH1153
BH1154
BH1155
BH1156
BH1157
BH1158
BH1159
BH1160
BH1161
BH1162
BH1163
BH1164
BH1165
BH1166
BH1167
BH1168
BH1169
BH1170
BH1171
BH1172
BH1173
BH1174
BH1175
BH1176
BH1177
BH1178
BH1179
BH1180
BH1181
BH1182
BH1183
BH1184
BH1185
BH1186
BH1187
BH1188
BH1189
BH1190
BH1191
BH1192
BH1193
BH1194
BH1195
BH1196
BH1197
BH1198
BH1199
BH1200
BH1201
BH1202
BH1203
BH1204
BH1205
BH1206
BH1207
BH1208
BH1209
BH1210
BH1211
BH1212
BH1213
BH1214
BH1215
BH1216
BH1217
BH1218
BH1219
BH1220
BH1221
BH1222
BH1223
BH1224
BH1225
BH1226
BH1227
BH1228
BH1229
BH1230
BH1231
BH1232
BH1233
BH1234
BH1235
BH1236
BH1237
BH1238
BH1239
BH1240
BH1241
BH1242
BH1243
BH1244
BH1245
BH1246
BH1247
BH1248
BH1249
BH1250
BH1251
BH1252
BH1253
BH1254
BH1255
BH1256
BH1257
BH1258
BH1259
BH1260
BH1261
BH1262
BH1263
BH1264
BH1265
BH1266
BH1267
BH1268
BH1269
BH1270
BH1271
BH1272
BH1273
BH1274
BH1275
BH1276
BH1277
BH1278
BH1279
BH1280
BH1281
BH1282
BH1283
BH1284
BH1285
BH1286
BH1287
BH1288
BH1289
BH1290
BH1291
BH1292
BH1293
BH1294
BH1295
BH1296
BH1297
BH1298
BH1299
BH1300
BH1301
BH1302
BH1303
BH1304
BH1305
BH1306
BH1307
BH1308
BH1309
BH1310
BH1311
BH1312
BH1313
BH1314
BH1315
BH1316
BH1317
BH1318
BH1319
BH1320
BH1321
BH1322
BH1323
BH1324
BH1325
BH1326
BH1327
BH1328
BH1329
BH1330
BH1331
BH1332
BH1333
BH1334
BH1335
BH1336
BH1337
BH1338
BH1339
BH1340
BH1341
BH1342
BH1343
BH1344
BH1345
BH1346
BH1347
BH1348
BH1349
BH1350
BH1351
BH1352
BH1353
BH1354
BH1355
BH1356
BH1357
BH1358
BH1359
BH1360
BH1361
BH1362
BH1363
BH1364
BH1365
BH1366
BH1367
BH1368
BH1369
BH1370
BH1371
BH1372
BH1373
BH1374
BH1375
BH1376
BH1377
BH1378
BH1379
BH1380
BH1381
BH1382
BH1383
BH1384
BH1385
BH1386
BH1387
BH1388
BH1389
BH1390
BH1391
BH1392
BH1393
BH1394
BH1395
BH1396
BH1397
BH1398
BH1399
BH1400
BH1401
BH1402
BH1403
BH1404
BH1405
BH1406
BH1407
BH1408
BH1409
BH1410
BH1411
BH1412
BH1413
BH1414
BH1415
BH1416
BH1417
BH1418
BH1419
BH1420
BH1421
BH1422
BH1423
BH1424
BH1425
BH1426
BH1427
BH1428
BH1429
BH1430
BH1431
BH1432
BH1433
BH1434
BH1435
BH1436
BH1437
BH1438
BH1439
BH1440
BH1441
BH1442
BH1443
BH1444
BH1445
BH1446
BH1447
BH1448
BH1449
BH1450
BH1451
BH1452
BH1453
BH1454
BH1455
BH1456
BH1457
BH1458
BH1459
BH1460
BH1461
BH1462
BH1463
BH1464
BH1465
BH1466
BH1467
BH1468
BH1469
BH1470
BH1471
BH1472
BH1473
BH1474
BH1475
BH1476
BH1477
BH1478
BH1479
BH1480
BH1481
BH1482
BH1483
BH1484
BH1485
BH1486
BH1487
BH1488
BH1489
BH1490
BH1491
BH1492
BH1493
BH1494
BH1495
BH1496
BH1497
BH1498
BH1499
BH1500
BH1501
BH1502
BH1503
BH1504
BH1505
BH1506
BH1507
BH1508
BH1509
BH1510
BH1511
BH1512
BH1513
BH1514
BH1515
BH1516
BH1517
BH1518
BH1519
BH1520
BH1521
BH1522
BH1523
BH1524
BH1525
BH1526
BH1527
BH1528
BH1529
BH1530
BH1531
BH1532
BH1533
BH1534
BH1535
BH1536
BH1537
BH1538
BH1539
BH1540
BH1541
BH1542
BH1543
BH1544
BH1545
BH1546
BH1547
BH1548
BH1549
BH1550
BH1551
BH1552
BH1553
BH1554
BH1555
BH1556
BH1557
BH1558
BH1559
BH1560
BH1561
BH1562
BH1563
BH1564
BH1565
BH1566
BH1567
BH1568
BH1569
BH1570
BH1571
BH1572
BH1573
BH1574
BH1575
BH1576
BH1577
BH1578
BH1579
BH1580
BH1581
BH1582
BH1583
BH1584
BH1585
BH1586
BH1587
BH1588
BH1589
BH1590
BH1591
BH1592
BH1593
BH1594
BH1595
BH1596
BH1597
BH1598
BH1599
BH1600
BH1601
BH1602
BH1603
BH1604
BH1605
BH1606
BH1607
BH1608
BH1609
BH1610
BH1611
BH1612
BH1613
BH1614
BH1615
BH1616
BH1617
BH1618
BH1619
BH1620
BH1621
BH1622
BH1623
BH1624
BH1625
BH1626
BH1627
BH1628
BH1629
BH1630
BH1631
BH1632
BH1633
BH1634
BH1635
BH1636
BH1637
BH1638
BH1639
BH1640
BH1641
BH1642
BH1643
BH1644
BH1645
BH1646
BH1647
BH1648
BH1649
BH1650
BH1651
BH1652
BH1653
BH1654
BH1655
BH1656
BH1657
BH1658
BH1659
BH1660
BH1661
BH1662
BH1663
BH1664
BH1665
BH1666
BH1667
BH1668
BH1669
BH1670
BH1671
BH1672
BH1673
BH1674
BH1675
BH1676
BH1677
BH1678
BH1679
BH1680
BH1681
BH1682
BH1683
BH1684
BH1685
BH1686
BH1687
BH1688
BH1689
BH1690
BH1691
BH1692
BH1693
BH1694
BH1695
BH1696
BH1697
BH1698
BH1699
BH1700
BH1701
BH1702
BH1703
BH1704
BH1705
BH1706
BH1707
BH1708
BH1709
BH1710
BH1711
BH1712
BH1713
BH1714
BH1715
BH1716
BH1717
BH1718
BH1719
BH1720
BH1721
BH1722
BH1723
BH1724
BH1725
BH1726
BH1727
BH1728
BH1729
BH1730
BH1731
BH1732
BH1733
BH1734
BH1735
BH1736
BH1737
BH1738
BH1739
BH1740
BH1741
BH1742
BH1743
BH1744
BH1745
BH1746
BH1747
BH1748
BH1749
BH1750
BH1751
BH1752
BH1753
BH1754
BH1755
BH1756
BH1757
BH1758
BH1759
BH1760
BH1761
BH1762
BH1763
BH1764
BH1765
BH1766
BH1767
BH1768
BH1769
BH1770
BH1771
BH1772
BH1773
BH1774
BH1775
BH1776
BH1777
BH1778
BH1779
BH1780
BH1781
BH1782
BH1783
BH1784
BH1785
BH1786
BH1787
BH1788
BH1789
BH1790
BH1791
BH1792
BH1793
BH1794
BH1795
BH1796
BH1797
BH1798
BH1799
BH1800
BH1801
BH1802
BH1803
BH1804
BH1805
BH1806
BH1807
BH1808
BH1809
BH1810
BH1811
BH1812
BH1813
BH1814
BH1815
BH1816
BH1817
BH1818
BH1819
BH1820
BH1821
BH1822
BH1823
BH1824
BH1825
BH1826
BH1827
BH1828
BH1829
BH1830
BH1831
BH1832
BH1833
BH1834
BH1835
BH1836
BH1837
BH1838
BH1839
BH1840
BH1841
BH1842
BH1843
BH1844
BH1845
BH1846
BH1847
BH1848
BH1849
BH1850
BH1851
BH1852
BH1853
BH1854
BH1855
BH1856
BH1857
BH1858
BH1859
BH1860
BH1861
BH1862
BH1863
BH1864
BH1865
BH1866
BH1867
BH1868
BH1869
BH1870
BH1871
BH1872
BH1873
BH1874
BH1875
BH1876
BH1877
BH1878
BH1879
BH1880
BH1881
BH1882
BH1883
BH1884
BH1885
BH1886
BH1887
BH1888
BH1889
BH1890
BH1891
BH1892
BH1893
BH1894
BH1895
BH1896
BH1897
BH1898
BH1899
BH1900
BH1901
BH1902
BH1903
BH1904
BH1905
BH1906
BH1907
BH1908
BH1909
BH1910
BH1911
BH1912
BH1913
BH1914
BH1915
BH1916
BH1917
BH1918
BH1919
BH1920
BH1921
BH1922
BH1923
BH1924
BH1925
BH1926
BH1927
BH1928
BH1929
BH1930
BH1931
BH1932
BH1933
BH1934
BH1935
BH1936
BH1937
BH1938
BH1939
BH1940
BH1941
BH1942
BH1943
BH1944
BH1945
BH1946
BH1947
BH1948
BH1949
BH1950
BH1951
BH1952
BH1953
BH1954
BH1955
BH1956
BH1957
BH1958
BH1959
BH1960
BH1961
BH1962
BH1963
BH1964
BH1965
BH1966
BH1967
BH1968
BH1969
BH1970
BH1971
BH1972
BH1973
BH1974
BH1975
BH1976
BH1977
BH1978
BH1979
BH1980
BH1981
BH1982
BH1983
BH1984
BH1985
BH1986
BH1987
BH1988
BH1989
BH1990
BH1991
BH1992
BH1993
BH1994
BH1995
BH1996
BH1997
BH1998
BH1999
BH2000
BH2001
BH2002
BH2003
BH2004
BH2005
BH2006
BH2007
BH2008
BH2009
BH2010
BH2011
BH2012
BH2013
BH2014
BH2015
BH2016
BH2017
BH2018
BH2019
BH2020
BH2021
BH2022
BH2023
BH2024
BH2025
BH2026
BH2027
BH2028
BH2029
BH2030
BH2031
BH2032
BH2033
BH2034
BH2035
BH2036
BH2037
BH2038
BH2039
BH2040
BH2041
BH2042
BH2043
BH2044
BH2045
BH2046
BH2047
BH2048
BH2049
BH2050
BH2051
BH2052
BH2053
BH2054
BH2055
BH2056
BH2057
BH2058
BH2059
BH2060
BH2061
BH2062
BH2063
BH2064
BH2065
BH2066
BH2067
BH2068
BH2069
BH2070
BH2071
BH2072
BH2073
BH2074
BH2075
BH2076
BH2077
BH2078
BH2079
BH2080
BH2081
BH2082
BH2083
BH2084
BH2085
BH2086
BH2087
BH2088
BH2089
BH2090
BH2091
BH2092
BH2093
BH2094
BH2095
BH2096
BH2097
BH2098
BH2099
BH2100
BH2101
BH2102
BH2103
BH2104
BH2105
BH2106
BH2107
BH2108
BH2109
BH2110
BH2111
BH2112
BH2113
BH2114
BH2115
BH2116
BH2117
BH2117A
BH2118
BH2119
BH2120
BH2121
BH2122
BH2123
BH2124
BH2125
BH2126
BH2127
BH2128
BH2129
BH2130
BH2131
BH2132
BH2133
BH2134
BH2135
BH2136
BH2137
BH2138
BH2139
BH2140
BH2141
BH2142
BH2143
BH2144
BH2145
BH2146
BH2147
BH2148
BH2149
BH2150
BH2151
BH2152
BH2153
BH2154
BH2155
BH2156
BH2157
BH2158
BH2159
BH2160
BH2161
BH2162
BH2163
BH2164
BH2165
BH2166
BH2167
BH2168
BH2169
BH2170
BH2171
BH2172
BH2173
BH2174
BH2175
BH2176
BH2177
BH2178
BH2179
BH2180
BH2181
BH2182
BH2183
BH2184
BH2185
BH2186
BH2187
BH2188
BH2189
BH2190
BH2191
BH2192
BH2193
BH2194
BH2195
BH2196
BH2197
BH2198
BH2199
BH2200
BH2201
BH2202
BH2203
BH2204
BH2205
BH2206
BH2207
BH2208
BH2209
BH2210
BH2211
BH2212
BH2213
BH2214
BH2215
BH2216
BH2217
BH2218
BH2219
BH2220
BH2221
BH2222
BH2223
BH2224
BH2225
BH2226
BH2227
BH2228
BH2229
BH2230
BH2231
BH2232
BH2233
BH2234
BH2235
BH2236
BH2237
BH2238
BH2239
BH2240
BH2241
BH2242
BH2243
BH2244
BH2245
BH2246
BH2247
BH2248
BH2249
BH2250
BH2251
BH2252
BH2253
BH2254
BH2255
BH2256
BH2257
BH2258
BH2259
BH2260
BH2261
BH2262
BH2263
BH2264
BH2265
BH2266
BH2267
BH2268
BH2269
BH2270
BH2271
BH2272
BH2273
BH2274
BH2275
BH2276
BH2277
BH2278
BH2279
BH2280
BH2281
BH2282
BH2283
BH2284
BH2285
BH2286
BH2287
BH2288
BH2289
BH2290
BH2291
BH2292
BH2293
BH2294
BH2295
BH2296
BH2297
BH2298
BH2299
BH2300
BH2301
BH2302
BH2303
BH2304
BH2305
BH2306
BH2307
BH2308
BH2309
BH2310
BH2311
BH2312
BH2313
BH2314
BH2315
BH2316
BH2317
BH2318
BH2319
BH2320
BH2321
BH2322
BH2323
BH2324
BH2325
BH2326
BH2327
BH2328
BH2329
BH2330
BH2331
BH2332
BH2333
BH2334
BH2335
BH2336
BH2337
BH2338
BH2339
BH2340
BH2341
BH2342
BH2343
BH2344
BH2345
BH2346
BH2347
BH2348
BH2349
BH2350
BH2351
BH2352
BH2353
BH2354
BH2355
BH2356
BH2357
BH2358
BH2359
BH2360
BH2361
BH2362
BH2363
BH2364
BH2365
BH2366
BH2367
BH2368
BH2369
BH2370
BH2371
BH2372
BH2373
BH2374
BH2375
BH2376
BH2377
BH2378
BH2379
BH2380
BH2381
BH2382
BH2383
BH2384
BH2385
BH2386
BH2387
BH2388
BH2389
BH2390
BH2391
BH2392
BH2393
BH2394
BH2395
BH2396
BH2397
BH2398
BH2399
BH2400
BH2401
BH2402
BH2403
BH2404
BH2405
BH2406
BH2407
BH2408
BH2409
BH2410
BH2411
BH2412
BH2413
BH2414
BH2415
BH2416
BH2417
BH2418
BH2419
BH2420
BH2421
BH2422
BH2423
BH2424
BH2425
BH2426
BH2427
BH2428
BH2429
BH2430
BH2431
BH2432
BH2433
BH2434
BH2435
BH2436
BH2437
BH2438
BH2439
BH2440
BH2441
BH2442
BH2443
BH2444
BH2445
BH2446
BH2447
BH2448
BH2449
BH2450
BH2451
BH2452
BH2453
BH2454
BH2455
BH2456
BH2457
BH2458
BH2459
BH2460
BH2461
BH2462
BH2463
BH2464
BH2465
BH2466
BH2467
BH2468
BH2469
BH2470
BH2471
BH2472
BH2473
BH2474
BH2475
BH2476
BH2477
BH2478
BH2479
BH2480
BH2481
BH2482
BH2483
BH2484
BH2485
BH2486
BH2487
BH2488
BH2489
BH2490
BH2491
BH2492
BH2493
BH2494
BH2495
BH2496
BH2497
BH2498
BH2499
BH2500
BH2501
BH2502
BH2503
BH2504
BH2505
BH2506
BH2507
BH2508
BH2509
BH2510
BH2511
BH2512
BH2513
BH2514
BH2515
BH2516
BH2517
BH2518
BH2519
BH2520
BH2521
BH2522
BH2523
BH2524
BH2525
BH2526
BH2527
BH2528
BH2529
BH2530
BH2531
BH2532
BH2533
BH2534
BH2535
BH2536
BH2537
BH2538
BH2539
BH2540
BH2541
BH2542
BH2543
BH2544
BH2545
BH2546
BH2547
BH2548
BH2549
BH2550
BH2551
BH2552
BH2553
BH2554
BH2555
BH2556
BH2557
BH2558
BH2559
BH2560
BH2561
BH2562
BH2563
BH2564
BH2565
BH2566
BH2567
BH2568
BH2569
BH2570
BH2571
BH2572
BH2573
BH2574
BH2575
BH2576
BH2577
BH2578
BH2579
BH2580
BH2581
BH2582
BH2583
BH2584
BH2585
BH2586
BH2587
BH2588
BH2589
BH2590
BH2591
BH2592
BH2593
BH2594
BH2595
BH2596
BH2597
BH2598
BH2599
BH2600
BH2601
BH2602
BH2603
BH2604
BH2605
BH2606
BH2607
BH2608
BH2609
BH2610
BH2611
BH2612
BH2613
BH2614
BH2615
BH2616
BH2617
BH2618
BH2619
BH2620
BH2621
BH2622
BH2623
BH2624
BH2625
BH2626
BH2627
BH2628
BH2629
BH2630
BH2631
BH2632
BH2633
BH2634
BH2635
BH2636
BH2637
BH2638
BH2639
BH2640
BH2641
BH2642
BH2643
BH2644
BH2645
BH2646
BH2647
BH2648
BH2649
BH2650
BH2651
BH2652
BH2653
BH2654
BH2655
BH2656
BH2657
BH2658
BH2659
BH2660
BH2661
BH2662
BH2663
BH2664
BH2665
BH2666
BH2667
BH2668
BH2669
BH2670
BH2671
BH2672
BH2673
BH2674
BH2675
BH2676
BH2677
BH2678
BH2679
BH2680
BH2681
BH2682
BH2683
BH2684
BH2685
BH2686
BH2687
BH2688
BH2689
BH2690
BH2691
BH2692
BH2693
BH2694
BH2695
BH2696
BH2697
BH2698
BH2699
BH2700
BH2701
BH2702
BH2703
BH2704
BH2705
BH2706
BH2707
BH2708
BH2709
BH2710
BH2711
BH2712
BH2713
BH2714
BH2715
BH2716
BH2717
BH2718
BH2719
BH2720
BH2721
BH2722
BH2723
BH2724
BH2725
BH2726
BH2727
BH2728
BH2729
BH2730
BH2731
BH2732
BH2733
BH2734
BH2735
BH2736
BH2737
BH2738
BH2739
BH2740
BH2741
BH2742
BH2743
BH2744
BH2745
BH2746
BH2747
BH2748
BH2749
BH2750
BH2751
BH2752
BH2753
BH2754
BH2755
BH2756
BH2757
BH2758
BH2759
BH2760
BH2761
BH2762
BH2763
BH2764
BH2765
BH2766
BH2767
BH2768
BH2769
BH2770
BH2771
BH2772
BH2773
BH2774
BH2775
BH2776
BH2777
BH2778
BH2779
BH2780
BH2781
BH2782
BH2783
BH2784
BH2785
BH2786
BH2787
BH2788
BH2789
BH2790
BH2791
BH2792
BH2793
BH2794
BH2795
BH2796
BH2797
BH2798
BH2799
BH2800
BH2801
BH2802
BH2803
BH2804
BH2805
BH2806
BH2807
BH2808
BH2809
BH2810
BH2811
BH2812
BH2813
BH2814
BH2815
BH2816
BH2817
BH2818
BH2819
BH2820
BH2821
BH2822
BH2823
BH2824
BH2825
BH2826
BH2827
BH2828
BH2829
BH2830
BH2831
BH2832
BH2833
BH2834
BH2835
BH2836
BH2837
BH2838
BH2839
BH2840
BH2841
BH2842
BH2843
BH2844
BH2845
BH2846
BH2847
BH2848
BH2849
BH2850
BH2851
BH2852
BH2853
BH2854
BH2855
BH2856
BH2857
BH2858
BH2859
BH2860
BH2861
BH2862
BH2863
BH2864
BH2865
BH2866
BH2867
BH2868
BH2869
BH2870
BH2871
BH2872
BH2873
BH2874
BH2875
BH2876
BH2877
BH2878
BH2879
BH2880
BH2881
BH2882
BH2883
BH2884
BH2885
BH2886
BH2887
BH2888
BH2889
BH2890
BH2891
BH2892
BH2893
BH2894
BH2895
BH2896
BH2897
BH2898
BH2899
BH2900
BH2901
BH2902
BH2903
BH2904
BH2905
BH2906
BH2907
BH2908
BH2909
BH2910
BH2911
BH2912
BH2913
BH2914
BH2915
BH2916
BH2917
BH2918
BH2919
BH2920
BH2921
BH2922
BH2923
BH2924
BH2925
BH2926
BH2927
BH2928
BH2929
BH2930
BH2931
BH2932
BH2933
BH2934
BH2935
BH2936
BH2937
BH2938
BH2939
BH2940
BH2941
BH2942
BH2943
BH2944
BH2945
BH2946
BH2947
BH2948
BH2949
BH2950
BH2951
BH2952
BH2953
BH2954
BH2955
BH2956
BH2957
BH2958
BH2959
BH2960
BH2961
BH2962
BH2963
BH2964
BH2965
BH2966
BH2967
BH2968
BH2969
BH2970
BH2971
BH2972
BH2973
BH2974
BH2975
BH2976
BH2977
BH2978
BH2979
BH2980
BH2981
BH2982
BH2983
BH2984
BH2985
BH2986
BH2987
BH2988
BH2989
BH2990
BH2991
BH2992
BH2993
BH2994
BH2995
BH2996
BH2997
BH2998
BH2999
BH3000
BH3001
BH3002
BH3003
BH3004
BH3005
BH3006
BH3007
BH3008
BH3009
BH3010
BH3011
BH3012
BH3013
BH3014
BH3015
BH3016
BH3017
BH3018
BH3019
BH3020
BH3021
BH3022
BH3023
BH3024
BH3025
BH3026
BH3027
BH3028
BH3029
BH3030
BH3031
BH3032
BH3033
BH3034
BH3035
BH3036
BH3037
BH3038
BH3039
BH3040
BH3041
BH3042
BH3043
BH3044
BH3045
BH3046
BH3047
BH3048
BH3049
BH3050
BH3051
BH3052
BH3053
BH3054
BH3055
BH3056
BH3057
BH3058
BH3059
BH3060
BH3061
BH3062
BH3063
BH3064
BH3065
BH3066
BH3067
BH3068
BH3069
BH3070
BH3071
BH3072
BH3073
BH3074
BH3075
BH3076
BH3077
BH3078
BH3079
BH3080
BH3081
BH3082
BH3083
BH3084
BH3085
BH3086
BH3087
BH3088
BH3089
BH3090
BH3091
BH3092
BH3093
BH3094
BH3095
BH3096
BH3097
BH3098
BH3099
BH3100
BH3101
BH3102
BH3103
BH3104
BH3105
BH3106
BH3107
BH3108
BH3109
BH3110
BH3111
BH3112
BH3113
BH3114
BH3115
BH3116
BH3117
BH3117A
BH3118
BH3119
BH3120
BH3121
BH3122
BH3123
BH3124
BH3125
BH3126
BH3127
BH3128
BH3129
BH3130
BH3131
BH3132
BH3133
BH3134
BH3135
BH3136
BH3137
BH3138
BH3139
BH3140
BH3141
BH3142
BH3143
BH3144
BH3145
BH3146
BH3147
BH3148
BH3149
BH3150
BH3151
BH3152
BH3153
BH3154
BH3155
BH3156
BH3157
BH3158
BH3159
BH3160
BH3161
BH3162
BH3163
BH3164
BH3165
BH3166
BH3167
BH3168
BH3169
BH3170
BH3171
BH3172
BH3173
BH3174
BH3175
BH3176
BH3177
BH3178
BH3179
BH3180
BH3181
BH3182
BH3183
BH3184
BH3185
BH3186
BH3187
BH3188
BH3189
BH3190
BH3191
BH3192
BH3193
BH3194
BH3195
BH3196
BH3197
BH3198
BH3199
BH3200
BH3201
BH3202
BH3203
BH3204
BH3205
BH3206
BH3207
BH3208
BH3209
BH3210
BH3211
BH3212
BH3213
BH3214
BH3215
BH3216
BH3217
BH3218
BH3219
BH3220
BH3221
BH3222
BH3223
BH3224
BH3225
BH3226
BH3227
BH3228
BH3229
BH3230
BH3231
BH3232
BH3233
BH3234
BH3235
BH3236
BH3237
BH3238
BH3239
BH3240
BH3241
BH3242
BH3243
BH3244
BH3245
BH3246
BH3247
BH3248
BH3249
BH3250
BH3251
BH3252
BH3253
BH3254
BH3255
BH3256
BH3257
BH3258
BH3259
BH3260
BH3261
BH3262
BH3263
BH3264
BH3265
BH3266
BH3267
BH3268
BH3269
BH3270
BH3271
BH3272
BH3273
BH3274
BH3275
BH3276
BH3277
BH3278
BH3279
BH3280
BH3281
BH3282
BH3283
BH3284
BH3285
BH3286
BH3287
BH3288
BH3289
BH3290
BH3291
BH3292
BH3293
BH3294
BH3295
BH3296
BH3297
BH3298
BH3299
BH3300
BH3301
BH3302
BH3303
BH3304
BH3305
BH3306
BH3307
BH3308
BH3309
BH3310
BH3311
BH3312
BH3313
BH3314
BH3315
BH3316
BH3317
BH3318
BH3319
BH3320
BH3321
BH3322
BH3323
BH3324
BH3325
BH3326
BH3327
BH3328
BH3329
BH3330
BH3331
BH3332
BH3333
BH3334
BH3335
BH3336
BH3337
BH3338
BH3339
BH3340
BH3341
BH3342
BH3343
BH3344
BH3345
BH3346
BH3347
BH3348
BH3349
BH3350
BH3351
BH3352
BH3353
BH3354
BH3355
BH3356
BH3357
BH3358
BH3359
BH3360
BH3361
BH3362
BH3363
BH3364
BH3365
BH3366
BH3367
BH3368
BH3369
BH3370
BH3371
BH3372
BH3373
BH3374
BH3375
BH3376
BH3377
BH3378
BH3379
BH3380
BH3381
BH3382
BH3383
BH3384
BH3385
BH3386
BH3387
BH3388
BH3389
BH3390
BH3391
BH3392
BH3393
BH3394
BH3395
BH3396
BH3397
BH3398
BH3399
BH3400
BH3401
BH3402
BH3403
BH3404
BH3405
BH3406
BH3407
BH3408
BH3409
BH3410
BH3411
BH3412
BH3413
BH3414
BH3415
BH3416
BH3417
BH3418
BH3419
BH3420
BH3421
BH3422
BH3423
BH3424
BH3425
BH3426
BH3427
BH3428
BH3429
BH3430
BH3431
BH3432
BH3433
BH3434
BH3435
BH3436
BH3437
BH3438
BH3439
BH3440
BH3441
BH3442
BH3443
BH3444
BH3445
BH3446
BH3447
BH3448
BH3449
BH3450
BH3451
BH3452
BH3453
BH3454
BH3455
BH3456
BH3457
BH3458
BH3459
BH3460
BH3461
BH3462
BH3463
BH3464
BH3465
BH3466
BH3467
BH3468
BH3469
BH3470
BH3471
BH3472
BH3473
BH3474
BH3475
BH3476
BH3477
BH3478
BH3479
BH3480
BH3481
BH3482
BH3483
BH3484
BH3485
BH3486
BH3487
BH3488
BH3489
BH3490
BH3491
BH3492
BH3493
BH3494
BH3495
BH3496
BH3497
BH3498
BH3499
BH3500
BH3501
BH3502
BH3503
BH3504
BH3505
BH3506
BH3507
BH3508
BH3509
BH3510
BH3511
BH3512
BH3513

© Mott MacDonald Hong Kong Limited

This document should not be relied on or used in circumstances other than those for which it was originally prepared and for which Mott MacDonald Hong Kong Limited was commissioned. Mott MacDonald Hong Kong Limited accepts no responsibility for this document to any other party other than the person by whom it was commissioned.

Notes

1. THE GI WORK IS SCHEDULED TO COMMENCE IN MAY 2013.
2. TOTAL NO. OF GI IS 4 AND EACH REQUIRES 4 WORKING DAYS (TOTAL = 16 WORKING DAYS)

Key to symbols

- PROJECT SITE BOUNDARY
- PROPOSED REVISED GRID
- MTRCL WIL WORKS SITE
- HyD MAINTENANCE DEPOT
- EXISTING BUS DEPOT
- EXISTING CAR PARK
- EXISTING CADOGAN STREET TEMPORARY GARDEN
- EXISTING REFUSE COLLECTION POINT
- PROPOSED 4m x 4m WORK AREA FOR GI
- POTENTIAL CONTAMINTAED SOURCES / ACTIVITIES

Reference drawings

Rev	Date	Drawn	Description	Ch'k'd	App'd
P1	OCT 12	MING	PRELIMINARY	AM	AFK

Mott MacDonald
20/F Two Landmark East
100 How Ming Street
Kwun Tong, Kowloon
Hong Kong
T +852 2828 5757
F +852 2827 1823
W www.mottmac.com.hk

Client

CEDD
CIVIL ENGINEERING AND DEVELOPMENT DEPARTMENT

Project

ALTERNATIVE GROUND DECONTAMINATION WORKS AT THE PROPOSED KENNEDY TOWN COMPREHENSIVE DEVELOPMENT AREA SITE

Title

ADDITIONAL SITE INVESTIGATION SAMPLING LOCATIONS

Designed	AM		Eng check	SMF	
Drawn	MING		Coordination	SMF	
Dwg check	AM		Approved	AFK	
Scale at A1 1:600		Status PRE		Rev P1	

Drawing Number

FIGURE 2.3

j:\203204\reporhenv\cap\121030\FIG 3-1.dgn DATE:31/10/2012 TIME:11:30:11 USER:yim42169

3. Contamination Assessment Results and Interpretation

3.1 Introduction

This section presents the findings of the ground contamination investigation carried out under the previous site investigation (SI) as well as additional SI. The extent of ground contamination of the Project site was verified, based on a comparison of the laboratory results with the relevant RBRG criteria.

3.2 Approach and Methodology

3.2.1 Identification of Land Use

As mentioned above in **Section 1.2**, future development is under planning for the Project site area. It is proposed that one part of the area be designated as Public Parks / Industrial with another part designated as Urban Residential / Rural Residential. The most stringent of the Risk-based Remediation Goals (RBRGs) standard for Public Parks and Industrial would be adopted as the clean-up standard for the former part, while the most stringent of the RBRGs for Urban Residential and Rural Residential would be adopted for the latter part, in accordance with the Guidance Manual; in other words, different sets of RBRGs will be applied to the relevant grids or parts of grids thereof. Where a grid has been subdivided into two parts based on the different sets of RBRGs applicable, separate calculation of volumes of soil to be excavated and decontaminated would be necessary for each part (see **Section 3.3.2**). The proposed land use designation is shown in **Figure 3.1**. The relevant parameters and soil and groundwater RBRGs levels for the additional SI works are presented in the extract from the CAP in **Appendix C**.

For the temporary reprovisioned RCP, the RBRGs Land Use of “Industrial” will be adopted. Part of the temporary reprovisioned RCP is located at the area to be designated as Public Parks / Industrial for future land use, as mentioned above, the most stringent of the RBRGs standard for Public Parks / Industrial will be adopted. For another part of temporary reprovisioned RCP which is located at the area to be designated as Urban Residential / Rural Residential for future land use, as mentioned above, the most stringent of the RBRGs standard for Urban Residential / Rural Residential will be adopted. Based on Table 2.1 of the Guidance Manual, the RBRGs for metals, VOCs, SVOCs and PCRs under the Urban Residential / Rural Residential category are more stringent than those under Industrial. Therefore, the current proposed RBRGs standards for both parts of the area are appropriate for the temporary reprovisioned RCP.

For the temporary reprovisioned garden and public car park, the RBRGs Land Use of “Public Parks” will be adopted. Similar to the temporary reprovisioned RCP, park of the temporary reprovisioned garden and public car park are located at the area to be designated as Public Parks / Industrial for future land use, as mentioned above, the most stringent of the RBRGs standard for Public Parks / Industrial will be adopted. For another part of temporary reprovisioned garden and public car park which are located at the area to be designated as Urban Residential / Rural Residential for future land use, as mentioned above, the most stringent of the RBRGs standard for Urban Residential / Rural Residential will be adopted. Based on Table 2.1 of the Guidance Manual, the RBRGs for metals, VOCs, SVOCs and PCRs under the Urban Residential / Rural Residential category are more stringent than those under Public Parks. Therefore, the current proposed RBRGs standards for both parts of the area are appropriate for the temporary reprovisioned garden and public car park.

Therefore, the currently proposed decontamination standard within the Project site as shown in **Figure 3.1** covers the decontamination requirements for the above temporary reprovisioned facilities.

3.2.2 Chemicals of Concern (COCs)

EPD has developed the RBRGs for a list of 54 Chemicals of Concern (COCs), which is to be distinguished from a different list of similar chemicals under the Dutch B criteria. This list was compiled to the best of its knowledge on what may reasonably be found in contaminated sites in Hong Kong. However, the Guidance Manual recommends that, in practice, the number and types of chemicals to be analysed should not be dictated by these 54 COCs, but by the past and present chemical usage/storage activities on-site. In the first instance, the Guidance Manual advises that only those COCs from the full list that are relevant to their sites should be selected for laboratory testing. Should any other chemicals not included in the full list be potentially identified based on past and present site uses, appropriate standard/decontamination goal(s) with justifications should be proposed for EPD's agreement.

To identify the nature, location and depth of soil contamination using these RBRGs, a point-by-point comparison is made to compare the maximum detected concentrations of each sample obtained in the previous SI and additional SI to the relevant RBRGs under the proposed land use scenario.

It is worth noting that no toxicity values exist for Petroleum Carbon Ranges (PCR, also known as Total Petroleum Hydrocarbons or TPH) as a whole in the RBRGs compared with the Dutch B list adopted in the past, partly because different measurement methods available which often give different results. Toxicity information is available for three individual petroleum carbon fractions, namely C6-C8, C9-C16 and C17-C35. For this Project, it is proposed that the "total TPH" as a sum of the concentrations of C6-C8, C9-C16 and C17-C35 fractions be used for comparison against the respective RBRGs of the individual fractions, and that if any result of the "total TPH" exceeded any RBRG(s) for C6-C8, C9-C16 or C17-C35, that result will be regarded as an exceedance of the respective RBRG(s).

Also, no RBRG values are provided for Total Polyaromatic Hydrocarbons (total PAHs) as a whole. Comparison has to be made with the individual chemicals of the PAHs. No comparison between the Dutch B and RBRGs lists of PAHs is possible since both lists contain different numbers of individual chemicals.

It is also noted that the analysis of the selected COCs during the previous SI works was "adequate to describe the risk and hazard of all existing and proposed future temporary land uses within the KTCDA site and to conclude on the effectiveness of the capping layer in reducing the human health risk of the underground contaminated soil". (see Appendix 2.2 of "Demolition of Buildings and Structures in Proposed Kennedy Town Comprehensive Development Area Site – Environmental Report for VEP Application" dated April 2007)

3.3 Original EIA Study SI and Previous SI Results

3.3.1 Comparisons on Nature of Soil Contamination

The results of the original EIA study SI and previous SI at different borehole locations were obtained from the "Agreement No. CE 15/99 EIA Demolition Kwai Chung and Kennedy Town Incinerator: Revised Final Contamination Assessment Report – KTCDA" dated January 2001 and the "Final Site Investigation Report for Kennedy Town Comprehensive Development Area" dated March 2004 respectively. They comprise soil sampling results from various site investigations during and after EIA stage. The locations of the boreholes are shown in **Figure 2.2**.

The laboratory results of the original EIA study SI and previous SI (as presented in **Appendix D and Appendix E**) were used to compare with the RBRGs using a point-by-point method for the proposed land

use scenarios. The samples with contaminant concentrations exceeding the respective RBRGs were considered contaminated and thus require decontamination. The extent of the land contamination was quantified by the volume of soil requiring decontamination and the depth of such soil.

3.3.2 Comparisons on Extent of Soil Contamination

Once the nature, location and depth of soil contamination have been identified by comparison with the RBRGs, the soil volume requiring excavation and decontamination was then worked out. The methodology used for calculating soil volume requiring excavation and/or decontamination was inherited from the "Final Site Investigation Report for Kennedy Town Comprehensive Development Area" dated March 2004.

As mentioned in Section 2.1, the whole KTCDA site is divided into a total of 41 grids, comprising:

- 32 square-shaped grids, each grid with dimensions of 31m x 31m (i.e. grid area of 961m^2);
- 2 irregular-shaped grids (B and C) with grid areas of about 575m^2 and 363m^2 respectively; and
- 6 irregular-shaped grids (3, 4, 7, 8, 33 and A, amended as 3R, 4R, 7R, 8R, 33R, AR respectively) with grid areas of about 585m^2, 681m^2, 697m^2, 643m^2, 467m^2 and 187m^2, and 1 new grid (D) with grid area of about 772m^2.

The grid locations and locations of boreholes for original EIA study SI and previous SI are shown in **Figure 2.2**. The selection of grid areas was based on the grid system adopted in the "Final Site Investigation Report for Kennedy Town Comprehensive Development Area" dated March 2004.

Also, the former KTIP and KTA areas were provided with a layer of concrete ground slab during Phase 1 Part 1 and Phase 1 Part 2 of the Project, as required under Condition 2.5 of the EP. This concrete ground slab (which is assumed to be 0.3m on average) is to be demolished as required under Condition 2.5(q), but is considered to be ordinary construction and demolition (C&D) waste and will be reused on-site after crushing and sorting, or transported off-site separately if in excess for disposal. For the purposes of this report, the concrete ground slab is included in the total excavation volume.

The decontamination method required for the contaminated soil will be subject to the nature of contamination. The soil may be contaminated with heavy metal, hydrocarbons or a combination of both, depending on the relevant location. This will be further discussed in the Remediation Action Plan (RAP) in Section 4.

To determine excavation volumes, the depth of excavation at each grid was based on the deepest contaminated stratum at that particular grid for facilitation of confirmatory testing (as described in Section 4.3.3 below) during excavation works. At the same time, because some grids include areas which are not part of the Project site area (e.g. public footpaths and roadways of Sai Ning Street, Victoria Road and Cadogan Street, and open waters) and therefore do not require excavation, a weighting factor (given as a percentage) is applied to each grid to ensure that only the percentage of the grid inside the Project site area is included in calculating the volume of soil to be excavated. For example, at Grid 34 for "Rural Residential" scenario, the deepest contaminated stratum with heavy metals (by lead) was found at 4.5m. Moreover, only 90.76% of Grid 34 area is inside the Project site area. Hence, assuming the presence of a 0.3 m thick concrete ground slab, the soil excavation volume at Grid 34 should be up to (4.5 – 0.3m) × (961 m^2) × (90.76%) = 3,663 m^3. Separately, the concrete slab volume to be demolished and disposed of off-site should be up to (0.3 m) × (961 m^2) × (90.76%) = 262 m^3.

The remediation/decontamination volume was obtained by multiplying the total thickness of contaminated soil requiring decontamination with the grid size.

Taking Grid 34 as example again, for contamination by heavy metals, it was found at 0.5m, 1.5m, 3.0m and 4.5m. Therefore, the strata of 0.0-0.5m, 0.5-1.5m, 1.5-3.0m and 3.0-4.5m have to be removed for decontamination. As mentioned above, assuming the presence of a concrete ground slab at 0.0-0.3m, the soil volume requiring decontamination due to the presence of heavy metals is therefore = (0.2+1+1.5+1.5 m) × (961 m^2) × (90.76%) = 3,663 m^3.

For contamination by both hydrocarbons and heavy metals, say in Grid 36, it was found at 6.0m [by As, Pb, Hg and benzo(a)pyrene]. Therefore, the strata of 4.5-6.0m should be removed for decontamination. Also, only 26.1% of Grid 36 area is inside the Project site area. The soil volume requiring decontamination as hydrocarbons with heavy metals is therefore = (6.0 – 4.5 m) × (961 m^2) × (26.1%) = 376 m^3.

After working out the excavation depths for all the grids, the total excavation and decontamination volumes were calculated from the summation of individual excavation and decontamination volumes respectively at each grid of the Site and presented in **Appendix J**.

3.3.3 Comparisons on Nature of Groundwater Contamination

The original EIA study SI results for groundwater concentration data were compared against the RBRGs for groundwater for the proposed land use scenarios – namely, the most stringent of the RBRGs for Urban Residential and Rural Residential; no groundwater RBRGs exist for Public Parks and Industrial land use. These results were based on the 95% upper confidence limit on the mean concentrations for selected COCs in 23 groundwater samples collected during the original EIA study, and are presented in **Appendix L**. While no exceedance of the respective RBRGs was found, the concentration of the PCR/TPH C17-C35 fraction was noted to have slightly exceeded its respective solubility level, therefore an initial assessment as to the potential presence of non-aqueous phase liquid (NAPL) was conducted.

As noted in Section 4.8.4 of the original EIA report, the process of gathering sufficient groundwater samples for chemical analysis was difficult due to limited quantities of groundwater which had accumulated in the boreholes. Furthermore, during the same sampling sessions there was no sign of any floating free products or oily residues in any groundwater samples. As a result, observation of the groundwater extracted did not indicate any contamination with petroleum oil or tar residues. Therefore, the potential presence of NAPL is considered unlikely.

3.4 Discussion on Additional SI Laboratory Analytical Results

3.4.1 Soil Sampling and Testing

Additional SI works, consisting of soil and groundwater sampling, was carried out in the bus depot area (at BD1 to BD4) from 19 July 2013 to 7 August 2013. Samples were obtained at the proposed borehole locations as indicated in **Figure 2.3**. There was no need to change any borehole locations due to site constraints or other special conditions.

Soil samples were collected based on the planned sampling depths at each of the four borehole locations and actual substrata condition. The actual sampling matrix at each borehole is presented in **Table 3.1**. One planned soil sample (namely, BD2 at 4.5m) was not collected due to hard materials (such as boulders) being encountered at the relevant sampling depth.

Table 3.1: Boreholes and Parameters in Bus Depot Area Analysed during Additional Site Investigation

Grid[3]	Boreholes[3]	Depth of Samples Tested (m)								Parameters Analysed[1]			
		0.5	1.5	3.0	4.5	6.0	7.5	9.0	10.5 - 21.0[5]	Petroleum Carbon Ranges	VOC BTEX[2] only	SVOC PAH only	Heavy Metals
4R	BD1	Y	Y	Y	Y	Y	Y	Y	-	√	√	√	Cadmium, Chromium, Copper, Lead, Mercury, Zinc
8R	BD2	Y	Y	Y	-	Y	Y	Y	-	√	√	√	Cadmium, Chromium, Copper, Lead, Mercury, Zinc
D	BD3	Y	Y	Y	Y	Y	Y	Y	-	√	√	√	Cadmium, Chromium, Copper, Lead, Mercury, Zinc
	BD4	Y	Y	Y	Y	Y	Y	Y	-	√	√	√	Cadmium, Chromium, Copper, Lead, Mercury, Zinc

Remarks: 1. √ = parameters analysis carried out for the sampling borehole.
Y = analysis carried out for all selected parameters
Δ = analysis carried out only for Petroleum Carbon Ranges, PAH, BTEX and / or Heavy Metals.
One planned soil sample (BD2 at depth 4.5m) was not collected due to hard materials (such as boulders) being encountered at that depth.

2. BTEX include Benzene, Ethylbenzene, Toulene and Xylenes.
3. Please refer to **Figure 2.3** for grid and borehole locations.
4. The sampling borehole details are shown in **Appendix K**.
5. No sampling was conducted at the boreholes listed here for depths between 10.5m and 21.0m.

Borehole logs showing the stratigraphic descriptions, depth of soil sampling, sample notation, level of groundwater (if encountered) as well as presence of rocks/boulders/cobbles and foreign materials such as metals, wood and plastics are provided in **Appendix K**.

Groundwater was encountered at the four sampling locations (i.e. BD1 to BD4). The groundwater level was measured at each well before groundwater samples were taken. No free product was encountered during the entire soil and groundwater sampling exercise for this additional SI.

In summary, a total of four boreholes and four groundwater wells were established. A total of 27 soil samples and four groundwater samples (excluding samples collected for QA/QC purposes) were collected for laboratory analysis.

Boreholes were generally undertaken by means of dry rotary drilling methods without the use of flushing medium. In some occasions, potable water was used as drilling fluid in encounter of hard substrata or difficult case.

No distinctive, characteristic smell of soil and groundwater sample exhibiting signs of contamination was noticeable during the additional SI.

There was no floating oil/free product found in all sampling locations during the additional SI.

3.4.2 Results

3.4.2.1 Soil and Groundwater Samples

All the soil and groundwater samples were collected during the additional SI and delivered to ALS Technichem (HK) Pty Ltd for laboratory analysis. A summary table of the laboratory testing results is presented in **Appendix F**. The Certificates of Analysis are presented in **Appendix G**.

Among the collected soil samples, exceedances of the relevant RBRGs (for Urban Residential / Rural Residential) in lead, mercury, PCR/TPH (C9-C16 fraction) and benzo(a)pyrene were found in 9, 2, 3 and 1 soil samples respectively; one exceedance of the soil saturation limit for PCR/TPH (C9-C16 fraction) was also detected. All the groundwater analysis results were below the relevant RBRGs and solubility limits. The soil sample exceedances are summarised in and incorporated into the results in **Appendix I** and **Appendix J**.

Table 3.2: Summary of Soil Sample Exceedances of Relevant RBRG/Saturation Level

Grid	Sample Location	Depth of Soil Sample Collected (mbgs)	Parameter	Concentration (mg/kg)	Soil RBRGs – Urban Residential / Rural Residential (mg/kg) *	Soil RBRGs – Public Parks / Industrial (mg/kg) *	Soil Saturation Limit (C_{sat}) (mg/kg)	Relevant RBRG * / C_{sat} Exceeded
4R	BD1	0.5m	Lead	578	255	857	NA	UR, RR
8R	BD2	0.5m	Lead	356	255	857	NA	UR, RR
		1.5m	Lead	605	255	857	NA	UR, RR
		3.0m	Mercury	7.9	6.52	38.4	NA	RR
			Lead	280	255	857	NA	UR, RR
			Benzo(a)pyrene	2.18	1.14	3.83	NA	UR, RR
D	BD3	1.5m	Lead	409	255	857	NA	UR, RR
		4.5m	Lead	900	255	857	NA	UR, RR, PP
	BD4	0.5m	Lead	546	255	857	NA	UR, RR
			PCR/TPH (C9-C16)	1,660	1,330	10,000*	3,000	RR
		1.5m	Lead	292	255	857	NA	UR, RR
			PCR/TPH (C9-C16)	3,790	1,330	10,000*	3,000	UR, RR, C_{sat}
		3.0m	Mercury	6.9	6.52	38.4	NA	RR
			Lead	990	255	857	NA	UR, RR, PP
			PCR/TPH (C9-C16)	2,370	1,330	10,000*	3,000	UR, RR

Note: UR = Urban Residential. RR = Rural Residential. PP = Public Parks. IND = Industrial.

* Since the bus depot is located within the area designated for Urban Residential / Rural Residential scenario, the most stringent RBRGs from Urban Residential and Rural Residential are used for analysis. Nevertheless, the most stringent RBRGs from Public Parks / Industrial are included here for completeness.

3.4.2.2 QA/QC Analysis

QA/QC is the practice of making sure that collection and analysis techniques provide precise and accurate information. This process is to ensure the levels of contamination measured in the environmental samples reflect the actual environmental levels and are not due to accidental contamination of the sample or sample

container. In this additional SI, QA/QC samples were collected in the following frequency with a Chain of Custody protocol adopted:

- 1 equipment blank per 20 samples for full suite analysis*;
- 1 field blank per 20 samples for full suite analysis*;
- 1 duplicate sample per 20 samples for full suite analysis*; and
- 1 trip blank per trip for the analysis of volatile parameters#.

Note:

* For the purposes of this additional SI, the following parameters were tested in a 'full suite analysis' –
(1) VOCs: Benzene; Ethylbenzene; Toluene; Xylenes (Total).
(2) SVOCs: Acenaphthene; Acenaphthylene; Anthracene; Benzo(a)anthracene; Benzo(a)pyrene; Benzo(b)fluoranthene; Benzo(k)fluoranthene; Benzo(g,h,i)perylene; Chrysene; Dibenzo(a,h)anthracene; Fluoranthene; Fluorene; Indeno(1,2,3-cd)pyrene; Naphthalene; Phenanthrene; Pyrene.
(3) Metals: Chromium III; Chromium IV; Cadmium; Copper; Lead; Mercury; Zinc.
(4) Petroleum Carbon Ranges: C6-C8; C9-C16; C17-C35.

For the purposes of this Project, the following parameters would be tested in the analysis of 'volatile parameters' – VOCs: Benzene; Ethylbenzene; Toluene; Xylenes (Total).

The laboratory results for QA/QC samples are presented in **Appendix F**.

All testing parameters were not detected (at or above the detection limit) in all blank samples obtained. QA/QC procedures for sample collection and preparation are considered acceptable.

3.4.3 Interpretation of Results

Based on the analytical results, four contaminants exceeding the relevant RBRGs for soil samples were found in the subject sites, namely mercury, lead, PCR/TPH (C9-C16) and benzo(a)pyrene. Varying levels of exceedances of the relevant RBRGs were identified.

In this additional SI, the contaminants identified for exceedance in each respective grid (i.e. 4R, 8R and D) were already found in the previous SI, except for mercury in Grid D where the relevant RBRG exceedance had not been previously observed. However, the classification of soil type within this grid (as described in Section 4.2.1) is unlikely to be affected given that exceedances of other heavy metals (such as lead, copper and zinc) were already found in the same grid and at similar depths during the previous SI. As a result, it is anticipated that the treatment methods proposed for this grid would be unchanged.

On the other hand, RBRG exceedance of a heavy metal (lead) was identified in Grid 4R at a depth of 0.5m during the additional SI, whereas only hydrocarbons were found at this location during the previous SI. Therefore, assuming the presence of a concrete ground slab, the 0.3-0.5m layer should be re-classified as "soil contaminated with both metals and hydrocarbons", with the relevant decontamination method for this soil type to be applied accordingly.

3.5 Discussion on Overall Results

3.5.1 Nature of Contamination

When the laboratory analytical results were compared with the relevant RBRGs, the nature of the contamination for the KTCDA site has been narrowed down to mainly lead, mercury and arsenic for heavy metals and benzo(a)pyrene for hydrocarbons, with rare contamination by zinc, copper, benzo(a)anthracene, benzo(b)fluoranthene, benzo(k)fluoranthene, dibenzo(a,h)anthracene, indeno(1,2,3-cd)pyrene and petroleum fractions of PCR/TPH. For the part of the Project site area designated for "Public Parks/ Industrial" scenario, there is predominantly contamination by either heavy metals or hydrocarbons, with a

small amount of contamination by both types. For the part designated for "Urban Residential / Rural Residential" scenario, a number of grids contain a mixture of soil layers contaminated by either heavy metals or hydrocarbons and those contaminated by both types of contaminants.

3.5.2 Extent of Contamination

Contamination existed at almost every grid in the KTCDA site (see **Figure 3.2**) and the extent was still considered widespread both horizontally and vertically. Since the most stringent RBRGs from Urban Residential and Rural Residential would be used for the area designated for Urban Residential / Rural Residential scenario, the predicted excavation and decontamination volumes are usually higher compared with the area designated for Public Parks/ Industrial scenario.

Table 3.3 summarises the excavation and decontamination volumes at the KTCDA site under the proposed land use scenarios. Using a "grid" approach to compare the analytical results of original EIA study SI, previous SI and additional SI with the relevant RBRGs, the parameters exceeding the RBRGs and the soil volumes for each individual grid area are presented in **Appendix J**.

Table 3.3: Volumes of Contaminated Soil Requiring Excavation and Decontamination, and of Concrete Slab Requiring Demolition and Reuse/Disposal

	Land Use Scenario		
	Urban Residential / Rural Residential (m^3)	Public Parks/ Industrial (m^3)	Total (m^3)
Excavated Soil Volume *	**151,178**	**26,967**	**178,145**
Decontaminated Soil Volume			
Type A	46,218	11,036	57,254
Type B	14,690	2,543	17,233
Type C	37,540	639	38,179
Total Decontamination Volume	**98,448**	**14,218**	**112,666**
Concrete Slab Volume	**6,369**	**1,898**	**8,267**

Note: * = excluding concrete slab volume.
Type A = soil contaminated with Heavy Metals (M).
Type B = soil contaminated with Hydrocarbons (HC).
Type C = soil contaminated with both M and HC.
The actual excavation and decontamination volumes of soil will be subject to the confirmatory testing to be conducted during implementation of the decontamination works programme.

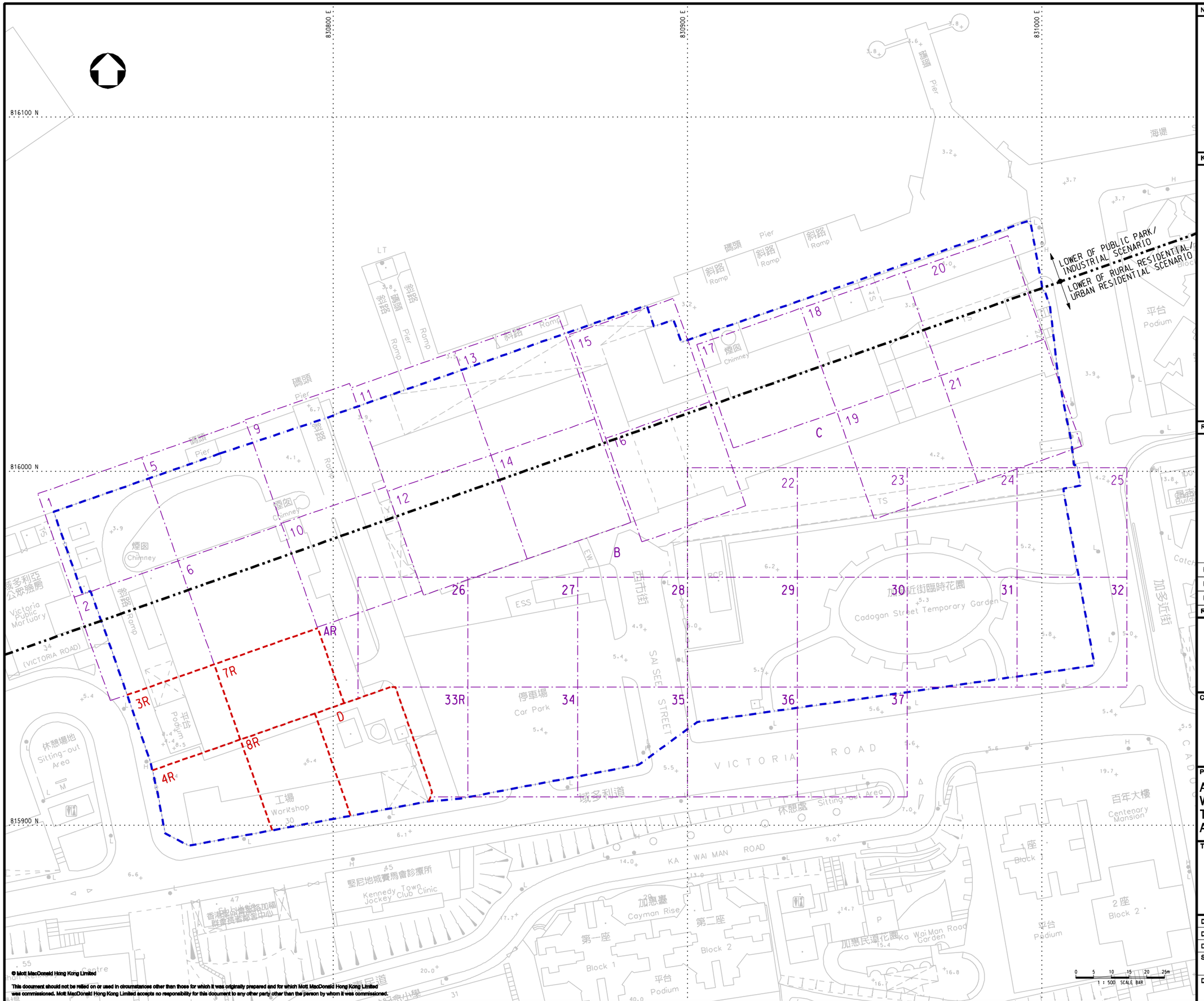

Notes

Key to symbols

- PROJECT SITE BOUNDARY
- PREVIOUS GRID
- PROPOSED REVISED GRID

Reference drawings

Rev	Date	Drawn	Description	Ch'k'd	App'd
P3	AUG 14	MING	GENERAL REVISION	BW	AFK
P2	MAY 13	MING	GENERAL REVISION	BW	AFK
P1	MAR 13	MING	FIRST ISSUE	BW	AFK

Mott MacDonald

20/F Two Landmark East
100 How Ming Street
Kwun Tong, Kowloon
Hong Kong
t +852 2828 5757
f +852 2827 1823
w www.mottmac.com.hk

Client

CEDD

CIVIL ENGINEERING AND DEVELOPMENT DEPARTMENT

Project

ALTERNATIVE GROUND DECONTAMINATION WORKS AT THE PROPOSED KENNEDY TOWN COMPREHENSIVE DEVELOPMENT AREA SITE

Title

PROPOSED LAND USE DESIGNATION

Designed	BW		Eng check	TK	
Drawn	MING		Coordination	FW	
Dwg check	BW		Approved	AFK	
Scale at A1	1:500	Status	PRE	Rev	P3

Drawing Number

FIGURE 3.1

© Mott MacDonald Hong Kong Limited

This document should not be relied on or used in circumstances other than those for which it was originally prepared and for which Mott MacDonald Hong Kong Limited was commissioned. Mott MacDonald Hong Kong Limited accepts no responsibility for this document to any other party other than the person by whom it was commissioned.

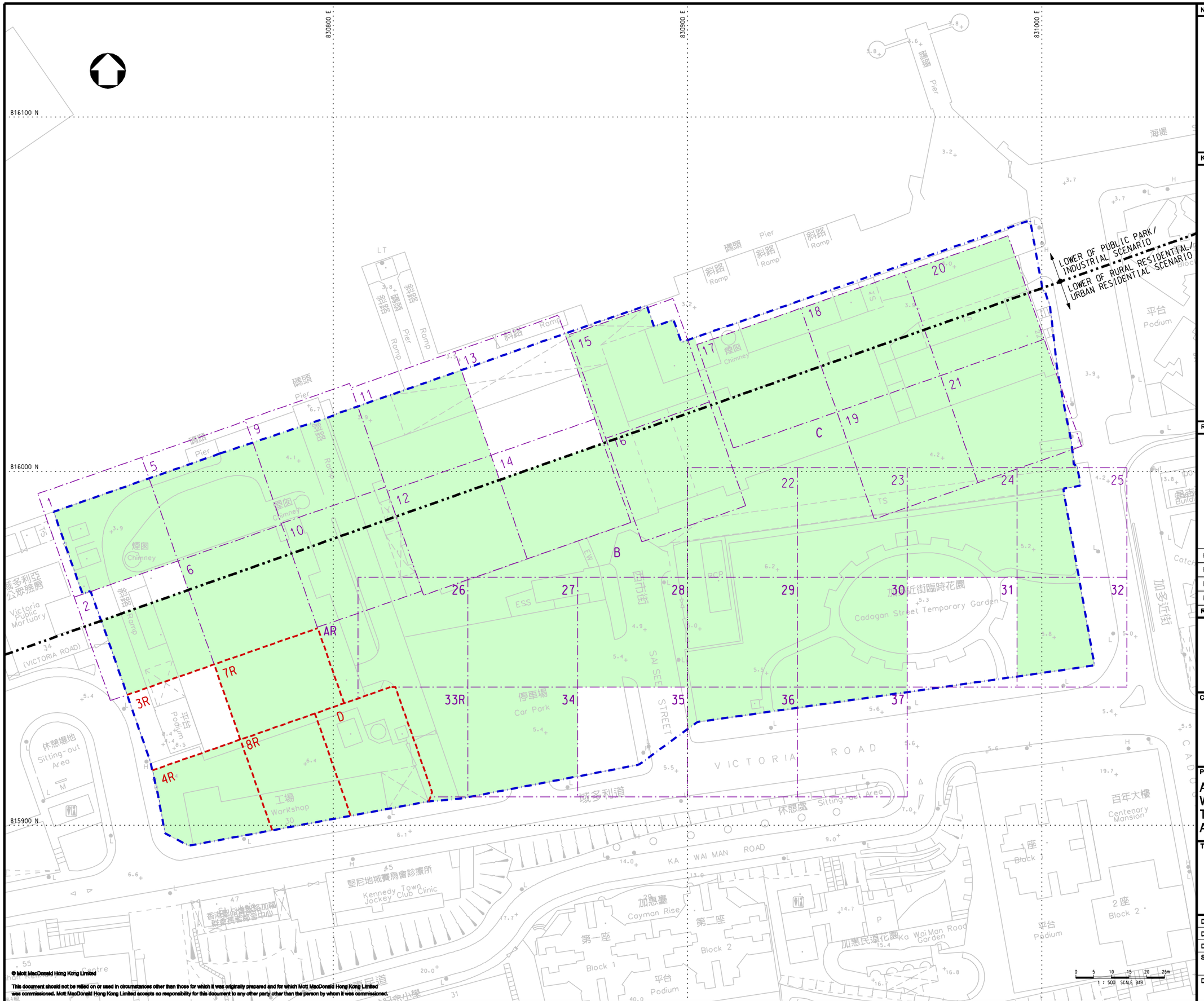

Notes

Key to symbols

- PROJECT SITE BOUNDARY
- PREVIOUS GRID
- PROPOSED REVISED GRID
- GRID AREA WITHIN PROJECT SITE WHERE RBRG EXCEEDANCE FOUND

Reference drawings

Rev	Date	Drawn	Description	Ch'k'd	App'd
P4	JUN 14	MING	GENERAL REVISION	BW	AFK
P3	JAN 14	MING	GENERAL REVISION	BW	AFK
P2	SEP 13	MING	GENERAL REVISION	BW	AFK
P1	MAY 13	MING	FIRST ISSUE	BW	AFK

Mott MacDonald
20/F Two Landmark East
100 How Ming Street
Kwun Tong, Kowloon
Hong Kong
t +852 2828 5757
f +852 2827 1823
w www.mottmac.com.hk

Client

CEDD
CIVIL ENGINEERING AND DEVELOPMENT DEPARTMENT

Project

ALTERNATIVE GROUND DECONTAMINATION WORKS AT THE PROPOSED KENNEDY TOWN COMPREHENSIVE DEVELOPMENT AREA SITE

Title

GRIDS WHERE RBRG EXCEEDANCE FOUND

Designed	BW		Eng check	TK	
Drawn	MING		Coordination	FW	
Dwg check	BW		Approved	AFK	
Scale at A1	1:500	Status	PRE	Rev	P4

Drawing Number

FIGURE 3.2

© Mott MacDonald Hong Kong Limited

This document should not be relied on or used in circumstances other than those for which it was originally prepared and for which Mott MacDonald Hong Kong Limited was commissioned. Mott MacDonald Hong Kong Limited accepts no responsibility for this document to any other party other than the person by whom it was commissioned.

4. Remediation Action Plan (RAP)

4.1 Remediation Objectives

The objectives of this Remediation Action Plan (RAP) are to:

- Propose remediation/decontamination methods for the contaminated soil where concentration of contaminants exceed the relevant RBRG limits;
- Propose procedures to confirm both the contamination extent and completed remediation/ decontamination of contaminated soil; and
- Provide guidelines for the handling and proposed on-site reuse of remediated/decontaminated soil as fill material.

According to the results presented in **Section 3**, soils in certain grid areas within the KTCDA site have been identified to have contaminated by heavy metals and hydrocarbons at levels exceeding the relevant RBRG criteria. Clean-up of these contaminated grid areas is therefore required to remove the identified contaminants. Confirmatory sampling as described in Section 4.3.3 below will be necessary to confirm that all soils with contaminants exceeding the respective RBRGs have been cleaned up.

4.2 Decontamination Options for Soils

4.2.1 Decontamination Options

The types and volumes of contaminated soils requiring excavation and decontamination were summarised in **Table 3.3**. Land decontamination options applicable to the contaminated sites of the Project were addressed based on the following considerations:

- nature and extent of the contamination;
- soil characteristics;
- technical and cost effectiveness and time required for decontamination;
- environmental benefits and disbenefits; and
- experience.

A number of land decontamination technologies considered suitable for the nature of contaminants found in the additional SI are selected for further examination. The applicability and limitations of the candidate treatment technologies are detailed in **Table 4.1** below.

Table 4.1: Land Decontamination Technologies Available

Option	Description	Applicability and Environmental Benefits	Limitations and Environmental Dis-benefits
Biopiles	Biopiling involves accumulation of contaminated soils into piles and then simulating aerobic microbial activity by aeration and the addition of minerals, nutrients, and moisture. Heat and pH can also be controlled to enhance biodegradation. Biopiles are usually covered with tarpaulins, lined with impermeable sheeting and bunded to prevent contaminated surface runoff and leachate from entering the uncontaminated soil. Biopiles may be covered to prevent runoff, evaporation and volatilisation, and to promote solar heating. If VOCs are present in the soil, air emissions require treatment before being discharged.	■ Very effective for treating petroleum carbon ranges / total petroleum hydrocarbons (PCR/TPH) and non-halogenated VOCs with few successful local case studies ■ Halogenated VOCs, SVOCs and pesticides can also be treated but may vary in process effectiveness ■ Most cost-effective for large volumes of contaminated soil system ■ Can be designed to be a closed; vapour emissions can be controlled ■ Allows natural processes to breakdown harmful chemicals	■ Labour-intensive; require considerable maintenance ■ Space required for biopile construction ■ Time-consuming (~1 year required) and not cost-effective for treating small volume of soil.
Soil Vapour Extraction (SVE)	Soil Vapour Extraction (SVE) involves the installation of vertical and/or horizontal wells in the area of soil contamination. Vacuums are applied through the wells near the source of contamination to evaporate the volatile constituents of the contaminated mass which are subsequently withdrawn through an extraction well. Air blowers are often used to aid the evaporation process. Extracted vapours are then treated (commonly with carbon adsorption) before being released into the atmosphere. The increased airflow through the subsurface provided by SVE also stimulates the biodegradation of contaminants.	■ Very effective at removing VOCs from unsaturated zone. With the addition of an air sparging system, contaminants can be removed from saturated zone as well ■ Minimal disturbance to site operations ■ Short treatment times (usually 6 months to 2 years under optimal conditions)	■ Treatment/disposal of residual liquids required. Also, regeneration or disposal of the spent activated carbon will be required. ■ To eliminate possible harm to the public and the environment, exhaust air from in-situ SVE system may require treatment. ■ Soil with high organic content or is extremely dry has a high sorption capacity of VOCs, which results in reduced removal rates. Fine-grained soil or soil with a high degree of saturation will require higher vacuums (increasing costs) and/or hindering the operation of the in-situ SVE system.

Option	Description	Applicability and Environmental Benefits	Limitations and Environmental Dis-benefits
Stabilisation / Solidification (Cement Solidification)	Solidification/stabilisation reduces the mobility of hazardous substances and contaminants in the environment through both physical and chemical means. Solidification refers to the process that encapsulates the waste materials in a monolithic solid of high structural integrity. Stabilisation generally refers to the process that reduces the risk posed by a waste by converting the contaminant into a less soluble, immobile, and less toxic form. In-situ solidification and stabilisation involves mixing the contaminated soil in place, a reagent storage, preparation, and feed system; and a means to deliver the reagents to the soil mixing zone.	■ Applicable practical and cost-effective method to clean-up inorganic contaminants such as metals. ■ Solidification/stabilization has been used on certain contaminated sites in Hong Kong and demonstrated as a successful treatment method for inorganic contaminated soil, e.g. Kwai Chung Incineration Plant site, decontamination works at the Cheoy Lee Shipyard at Penny's Bay, reclamation works at North Tsing Yi Shipyard site and few isolated sites identified in the Deep Bay Link project. ■ Limits the solubility or mobility of the contaminants in the solidified mixture. ■ Time required for decontamination is short (i.e. ranges from several weeks to a few months).	■ The effectiveness reduces with the presence of organic contaminants. ■ Large boulders may hinder the mixing process. Soil sorting is necessary before the treatment taken place (N.B.. Soil required for decontamination were mainly sand and silt based on the borehole log)
Thermal desorption	Thermal desorption is a treatment technology where contaminated soil is excavated, screened, and heated to release contaminants from the soil. It involves heating soils to temperatures of 100–600°C so that those contaminants with boiling points in this range will vaporise and separate from the soil. The vaporised contaminants are then collected and treated by other means.	■ Method effective at sites where soil is contaminated with volatile and semi-volatile chemicals, including: – BTEX (benzene, toluene, ethyl benzene and xylene) – Chlorinated VOCs – Polychlorinated Aromatic Hydrocarbons (PAH) ■ Only a small amount of gas is generated and the removed organics (contaminants) can be held for further treatment if necessary. ■ Temperatures are relatively low compared to incineration and can be made lower with the use of a vacuum.	■ Thermal desorption has variable degrees of effectiveness against the full spectrum of organic contaminants. Organics (contaminants) may not be destroyed in the process unless operated at high temperatures. ■ Clay, silty soils and high humic content soils increase reaction time as a result of binding of contaminants. Leads to increased cost and overall duration. ■ Highly abrasive substances can potentially damage the thermal desorption equipment. Debris greater than 60 mm in diameter typically must be removed prior to processing. ■ Dust and organic matter in the soil increases the difficulty of treating the gas stream.
Bioventing	The bioventing process injects air into the contaminated media at a rate designed to maximise in situ biodegradation and minimise or eliminate the off-gassing of volatilised contaminants to the atmosphere. Bioventing also degrades less volatile organic contaminants and, because a reduced volume of air is required, it allows for the treatment of less permeable soils.	■ For SVOCs and medium to heavy hydrocarbons. ■ Proven successful for soils contaminated by petroleum hydrocarbons, non-chlorinated solvents, some pesticides and other organic chemicals. Suitable for decontamination in built up areas because wells can be placed between or below buildings ■ Applicable to large sites with widespread contamination ■ Uses readily available equipment; easy to install ■ Vapour emissions can be controlled but not to the extent of biopiling due to underground soil in-situ properties	■ This method is usually applied for the case with large area of organic contaminated soil. ■ Effectiveness is limited by underground soil features e.g. soil moisture content, permeability, etc. ■ May induce possible air emission to the sensitive receivers. ■ Require large space for the system development.

Option	Description	Applicability and Environmental Benefits	Limitations and Environmental Dis-benefits
Chemical Methods	Chemical methods including Chemical oxidation, soil flushing, solvent extraction, Glycolate Dehalogenation, involve the in-situ or ex-situ application of reactive chemicals (i.e oxidants) to soil in order to neutralise contaminants contained within it to safe levels.	■ Depends on contaminants and methods chosen. However, Metals, PCRs, PAH, PCBs, Dioxins, VOCs, and SVOCs are all potentially treatable using chemical treatment of methods. ■ Chemical oxidation methods do not generate large volumes of waste material that must be disposed of and/or treated ■ Can be implemented over a shorter time frame than many more established methods.	■ Very specialised contractors likely to be required. ■ Requires the handling of large quantities of hazardous oxidising chemicals. ■ Some COCs are resistant to chemicals. ■ Effectiveness less certain when applied to sites with low permeability soil or stratified soils. ■ Chemical oxidation is not well established in Hong Kong as a decontamination method. ■ The full spectrum of reaction intermediates and products is not fully understood at this time for all contaminants.
Incineration	Incineration is the treatment of contaminated soils by burning, to destroy contaminants.	■ Effective in destroying PCRs, PAH, PCBs, Dioxins, VOCs, Free Cyanide and SVOCs. ■ Can be a permanent solution. ■ Applicable to a wide variety of contaminants and media types.	■ Ash residues produced. ■ Volatile heavy metals leave the combustion unit with the flue gasses, and require a gas treatment system. ■ Metals can react with other elements in the feed stream, such as sulphur/ chlorine, forming more volatile/toxic compounds.
In Ground Containment/ Capping	Engineered impermeable barriers (‘caps’) designed to protect identified receptor. Capping involves placing a cover over contaminated materials to keep them in place, in order to avoid contact with people or the environment.	■ Can be used for containing contamination in soils and groundwater in place, avoids need for excavation and disposal, particularly where extensive subsurface contamination exists or other potential hazards, cost of excavation and handling is unrealistic, or there is a lack of adequate treatment technologies ■ Does not lessen toxicity, mobility, or volume of hazardous wastes, but does mitigate migration	■ Long-term monitoring and maintenance required. Further treatment in the future cannot be ruled out, which may place constraints on any future development of the site. ■ So far has only been used outside Hong Kong as a decontamination method for metal-based chemicals of concern.
Soil Washing	Soil washing uses liquids (usually water, occasionally combined with solvents) and mechanical processes to scrub soils. Solvents are selected on the basis of their ability to solubilise specific contaminants, and on their environmental and health effects. The soil washing process separates fine soil (clay and silt) from coarse soil (sand and gravel).	■ For SVOCs, medium to heavy hydrocarbons, inorganics and heavy metals. ■ Soil washing is most effective for soil that does not contain a large amount of silt and clay. ■ Applicable to clean inorganic contaminants such as metals from coarse-grained soils. ■ The water used for washing the contaminated soil is treated and reused in the same washing process, reducing the total amount of water required. ■ The relatively clean coarser materials can be recovered for beneficial use – in other words, a volume-reduction method.	■ The effectiveness of the treatment depends on soil particle size. Fine soil particles may require the addition of a polymer to remove them from the washing fluid. (N.B. Soil required for remediation were mainly sand and silt, i.e. fine soil particles, based on the borehole log) ■ Complex waste mixtures make formulating washing fluid difficult. ■ Generation of residuals including sludge and wastewater, which may require further treatment and disposal. ■ Cost intensive for treatment of residuals. ■ Variable timeframe (months to ~1 year required).

Option	Description	Applicability and Environmental Benefits	Limitations and Environmental Dis-benefits
Windrows	Windrows are soil piles in which aeration and mixing of contaminated soils, addition of nutrients, and control of moisture content allows contaminants to be broken down by microorganisms. Windrows differ from biopiles since there are limited engineering methods to control the environmental conditions.	■ For petroleum carbon ranges / total petroleum hydrocarbons (PCR/TPH),PAH, VOCs and SVOCs. ■ Relatively more cost-effective for small volumes of contaminated soil as less engineered measures, e.g. aeration system and pipes underneath the piles, is required. ■ Fewer truck movements required (compared with other methods). ■ Decontaminated soil can be used for composting.	■ Require considerable maintenance, frequent turning to oxygenate the materials and accelerate treatment ■ Space required for windrows formation and operation ■ Time-consuming (~1 year required) ■ Conditions affecting biological degradation of contaminants are largely uncontrolled
Excavation and Landfill Disposal	Removal of contaminated materials and disposing of them off site at landfill.	■ Applicable to all waste or mixture that meet land disposal restriction treatment standards. ■ Common practice for shallow, highly-contaminated soils. ■ Simple and fast method for disposing of large volumes of contaminated soil. ■ Contamination is completely removed from subject site. ■ Historic experience in Hong Kong. ■ Decontamination time is short.	■ Pre-treatment may be required for contaminated soil to meet landfill disposal criteria. ■ Increase the burden of limited landfill space. ■ Indirect costs to the landfill management on monitoring and maintenance. ■ Need large volume of suitable backfill materials. ■ Least desirable management option.

The contaminated soil within the Project site has been classified into three distinct categories, based on the contaminant(s) present, as follows:

- Type A: Heavy Metals
- Type B: Hydrocarbons
- Type C: Heavy Metals and Hydrocarbons

Type A Contaminated Soil

Considering the cost effectiveness and applicability of different decontamination techniques listed above in **Table 4.1**, excavation followed by solidification/stabilization is regarded as the most practical and cost-effective method to treat the heavy metal-contaminated soil on-site. Such a technique is able to control the conditions for treatment. It has also been used previously on certain contaminated sites in Hong Kong and demonstrated as a successful treatment method for inorganic contaminated soil. The solid monolithic block adopted in this solidification/stabilization technique is extremely resistant to the leaching of inorganic contaminants. Additive can be added to assist in chemically binding the contaminants in a matrix that typically shows unconfined compressive strengths similar to a soil-cement mix. Apart from several local successful case studies as listed in **Table 4.1**, other overseas case studies, such as the decontamination works at the USEPA superfund decontamination sites also revealed that inorganic contaminants can be successfully treated by solidification/stabilization method. Therefore, on-site solidification/stabilization technique is proposed for decontamination of the heavy metal contaminated soil within the Project site.

Type B Contaminated Soil

It is recommended that Type B contaminated soil be treated through bioremediation, with biopiling the preferred method. Biopiling has been proven to be both technologically and cost effective in treating organic-contaminated soils, especially in large amounts. It makes use of natural, biological processes to turn contaminants into harmless products, ultimately to carbon dioxide, water and simple inorganic compounds. The system can be designed to be a closed system, which would enable better control of concentrations of constituents and vapour emissions. Biopiling has been implemented successfully for decontamination of PCR/TPH and PAH contaminated soils in decontamination sites such as Demolition of Kwai Chung Incineration Plant, Decommissioning of Kai Tak Airport, North Apron of former Kai Tai Airport, Decommissioning of Cheoy Lee Shipyard and Decontamination of North Tsing Yi Shipyards with soil treatment capacity of over 10,000m^3.

Type C Contaminated Soil

It is recommended that Type C contaminated soil be treated through two processes, bioremediation followed by solidification/stabilization. Biopiling is recommended as the bioremediation option for the same reasons as for Type B contaminated soil. Upon completion of biopiling system, the contaminated soils shall go through the solidification/stabilization process similar to soil contaminated with heavy metals, for the same reasons as for Type A contaminated soil.

The recommended land decontamination technologies to be employed are summarised in **Table 4.2**.

Table 4.2: Recommended Land Decontamination Options for Contaminated Soil

Soil Type	Option	Description
Type A	Cement solidification, test, on-site backfilling	Ex-situ immobilisation technique which treats contaminated soil by mixing soil with binding agents (i.e. cement) so that the contaminants become physically bound within a stable mass
Type B	Biopiling, test, on-site backfilling	Ex-situ bioremediation method where bacteria is grown in the piled contaminated soil and reduces the concentrations of petroleum constituents
Type C	Biopiling followed by cement solidification, test, on-site backfilling	As stated above

All soil requiring decontamination works would be treated to the most stringent RBRGs (i.e. Urban Residential / Rural Residential). It is proposed that excavated soil not requiring decontamination from the area designated for "Public Parks/ Industrial" should only be backfilled at the area designated for "Public Parks/ Industrial" within the Project site (i.e. within the same designated land use area). It is also proposed that (1) excavated and subsequently treated soil from area designated for "Public Parks/ Industrial", (2) excavated soil not requiring decontamination from area designated for "Urban Residential/ Rural Residential", and (3) excavated and subsequently treated soil from area designated for "Urban Residential / Rural Residential", can be backfilled at any area within the Project site. See also Section 4.3.8.

Minimisation of Potential Environmental Impacts and Recommended Mitigation Measures

Apart from their technological suitability for this Project, the recommended decontamination options were also selected because of their ability to minimise potential environmental impacts to nearby sensitive receivers. Cement stabilisation is a wet process using wet cement and the solid feed into the cement stabilisation process is from below the soil surface and therefore assumed not to produce dust emissions, whereas biopiles are covered by impervious materials and emissions from biopiles are passed through a carbon filter which removes approximately 99% of the hydrocarbons before being vented to atmosphere. Noise emissions from noisy sources can be mitigated through the use of movable noise barriers or noise enclosures.

During the formation/operation of the recommended decontamination methods, further avoidance or minimisation of potential environmental impacts to nearby sensitive receivers would be achieved through implementation of the following process-specific mitigation measures.

Cement Solidification

- The solidification pit/area should be provided with dust suppression measures.
- Handling and mixing of cement shall follow Air Pollution Control (Construction Dust) Regulation to limit fugitive cement dust emission.
- The bin should be covered during residence period after mixing process.
- Uniform mixing of contaminated soils,
- Cement, water and other additives(s) should be taken by using a skip (or other equivalent) at the designated treatment area to minimise the potential for leaching during the solidification process.

Biopiling

- During the course of biopile formation, the stockpiled soils at the biopiles should be covered by tarpaulin or low permeable sheeting to avoid fugitive emissions of dust or any air pollutants from the biopiles affecting the surrounding environment and to minimise runoff from the stockpiled soils. Biopile(s) should be covered by impermeable sheeting (such that no biopile section of more than 5m length should be exposed to open air) to avoid fugitive emissions of dust or any pollutants from the biopile(s).

- Upon formation of a biopile, the biopile should be covered by low permeable geotextiles to prevent dust emission and runoff.
- During the operation of biopile, the biopiles should be fully covered to control the extraction of VOCs.
- The vented air from the biopile(s) should be connected to blower and carbon adsorption system with 99% control efficiency for treatment before release to the atmosphere. Exhaust air from the blower and carbon adsorption system should be monitored for Total Volatile Organic Compounds (TVOC) bi-weekly to check the performance of the carbon filter. The frequency of monitoring might be adjusted subject to review on site. The location of the exhaust of the carbon filter should be sited as far away as possible from the nearby air sensitive receivers (ASRs).
- Spent activated carbon of the carbon adsorption system should be replaced at appropriate intervals such that the TVOC emission concentration from the system is acceptable (i.e. the measured TVOC concentration is below 20ppm).

4.2.2 RBRGs

The relevant RBRG standards applicable to the future land use of the proposed site are Public Parks/ Industrial and the more stringent of Urban Residential / Rural Residential. The RBRGs for soil applicable to the proposed site is presented in **Table 4.3** below.

Table 4.3: Relevant RBRGs for Soil

Parameter	Soil RBRGs – Urban Residential / Rural Residential (mg/kg)	Soil RBRGs – Public Parks/ Industrial (mg/kg)	Soil Saturation Limit (C_{sat}) (mg/kg)
VOCs			
Benzene	0.279	9.21	336
Ethylbenzene	298	8,240	138
Toluene	705	10,000*	235
Xylenes (Total)	36.8	1,230	150
SVOCs			
Acenaphthene	3,280	10,000*	60.2
Acenaphthylene	1,510	10,000*	19.8
Anthracene	10,000*	10,000*	2.56
Benzo(a)anthracene	11.4	38.3	NA
Benzo(a)pyrene	1.14	3.83	NA
Benzo(b)fluoranthene	9.88	17.8	NA
Benzo(k)fluoranthene	114	383	NA
Benzo(g,h,i)perylene	1,710	5,740	NA
Chrysene	871	1,140	NA
Dibenzo(a,h)anthracene	1.14	3.83	NA
Fluoranthene	2,270	7,620	NA
Fluorene	2,250	7,450	54.7
Indeno(1,2,3-cd)pyrene	11.4	38.3	NA
Naphthalene	85.6	453	125
Phenanthrene	10,000*	10,000*	28.0
Pyrene	1,710	5,720	NA
Metals			
Antimony	29.1	97.9	NA
Arsenic	21.8	73.5	NA
Barium	10,000*	10,000*	NA
Cadmium	72.8	245	NA
Chromium III	10,000*	10,000*	NA
Chromium VI	218	735	NA

Parameter	Soil RBRGs – Urban Residential / Rural Residential (mg/kg)	Soil RBRGs – Public Parks/ Industrial (mg/kg)	Soil Saturation Limit (C_{sat}) (mg/kg)
Cobalt	1,460	4,900	NA
Copper	2,910	9,790	NA
Lead	255	857	NA
Manganese	10,000*	10,000*	NA
Mercury	6.52	38.4	NA
Molybdenum	364	1,220	NA
Nickel	1,460	4,900	NA
Tin	10,000*	10,000*	NA
Zinc	10,000*	10,000*	NA
Petroleum Carbon Ranges (PCR/TPH)			
C6 - C8	545	10,000*	1,000
C9 - C16	1,330	10,000*	3,000
C17 - C35	10,000*	10,000*	5,000

Remark:

(1) Soil & Groundwater RBRGs for Urban Residential / Rural Residential presented in this table consist of the more stringent of the RBRGs for land uses of Urban Residential and Rural Residential.

(2) * - Indicates a 'ceiling limit' concentration.

(3) PCR - Petroleum Carbon Ranges are also referred to as Total Petroleum Hydrocarbons (TPH)

(4) NA - Not Available.

4.3 Land Decontamination Arrangements

4.3.1 Overview

During the course of this Project, it is anticipated that contaminated soil would be excavated and transported to the corresponding designated areas on-site for appropriate land decontamination (i.e. cement solidification/stabilization and/or biopiling). Trucks would carry the excavated contaminated soil to the stockpiling areas or decontamination works areas for temporary storage or treatment respectively.

4.3.2 Excavation

Excavation profile must be properly designed and executed with proper surveying and setting out before and during excavation works until the required volume of soil is removed, to prevent cross-contamination. Excavation confirmatory sampling and decontamination activities shall be undertaken so as to prevent any cross-contamination. Detailed design drawings and procedures in all required zones/grids/areas shall be formulated by the Contractor in a method statement to address all decontamination arrangements.

The excavation sequence would be as follows:

- Excavate the contaminated soil and conduct confirmatory sampling to confirm that all contaminated soil has been removed (see Section 4.3.3 below);
- Soils contaminated with different types of contaminants (e.g. Type A, B or C) shall not be mixed to avoid the increase the volume of soil that would require treatment by different remediation methods;
- Transport the excavated soil by roll-off trucks to the relevant designated areas within the Project site for on-site storage/treatment;
- Any free product encountered during excavation should be recovered and drummed properly and collected by licensed chemical waste collector for proper disposal; and
- Finally, backfill with the decontaminated soil.

A closure assessment to confirm the closure/completion for the decontamination works should be undertaken for each zone/grid/area. The decontamination work shall be supervised by a Land Contamination Specialist. A final Remediation Report (RR) will be prepared after completion of the decontamination works as described in Section 4.3.10 below. EPD's approval of the RR on the relevant specific zones/grids/areas (such as for the re-provisioning sites for the temporary refuse collection point (RCP), temporary car park and/or temporary garden) will be sought prior to handover of such zones/grids/areas to other parties for reprovisioning of temporary community facilities. No construction works for permanent re-development should be carried out prior to the approval of RR for the associated area.

4.3.3 Confirmatory Sampling

After excavation in the respective excavation zones and prior to backfilling, confirmatory sampling shall be conducted to confirm that all contaminated soil has been removed. Excavation will extend to the limits as determined by confirmatory sampling. It is proposed that confirmatory samples be collected at a random location at the base of the excavation and sent to laboratory for testing. Reference will be made to the Practice Guide regarding the number of samples to be obtained. About 2 to 6 confirmatory samples will be collected at the base per grid depending on its size. For any grid with more than one layer of contaminated soil, confirmatory samples will be collected at the base of each layer of contaminated soil. On the other hand, at least two samples will be collected at the sides of grids as shown in **Table 4.4**. Sampling for testing will also be conducted for side faces overlapping with the Project site boundary, but no further excavation or confirmatory sampling will be conducted beyond the Project site boundary.

If the results comply with the RBRG limits, then no further excavation would be required. However, should the results exceed the RBRG limits at the side of a grid (not overlapping with the Project site boundary), the area of excavation should be extended horizontally by a further 0.5m in the quadrant where the contamination sample is encountered, or by a further 0.5 m in depth if the same is obtained from the base of the excavation. Depending on the size of the additional excavation required, about 1 to 2 additional samples should be randomly obtained at the side of the additional excavation for horizontal extension or about 2 to 6 additional samples randomly at the base of the additional excavation for downward extension and sent for laboratory testing as necessary. This process would be continued until no further contamination is encountered, at which point further excavation would be terminated.

Table 4.4: Confirmatory Samples on the Side/ Base of Excavated Grid

Soil Type of Excavated Cube	Soil Type of the Grid/ Layer which Adjoins/ Below the Excavated Cube			
	Type A	Type B	Type C	Clean Soil
Type A	×	√	√	√
Type B	√	×	√	√
Type C	√	√	×	√

Note: √ = Confirmatory sample is required; × = Confirmatory sample is not required.

Samples for laboratory tests or test locations for in-situ tests shall be randomly selected by the Engineer. In addition, the Engineer shall be free to select samples he suspects to be defective. The test locations for in-situ tests so selected and, if applicable, the area/extent of works covered by the tests, shall be traceable by means of either a referenced co-ordinates system or a location plan with defined test positions and levels.

Samples shall be representative and of sufficient size to enable all specified tests to be performed.

Samples shall be taken on-site under close supervision of the Engineer or by CEDD's appointed laboratories having no direct commercial relationship with the Contractor or material supplier, and shall be clearly, indelibly and individually marked for identification.

Once selected and taken, samples stored on-site before delivery to the place of testing shall remain in the charge of the Engineer or CEDD's appointed laboratories, who/which shall be given adequate facilities (including sample store room) to keep samples securely under lock and key inaccessible to unauthorised persons at all times. Samples shall be protected, handled and stored in such a manner that they are not damaged nor contaminated such that the properties of the sample do not change. The method of storage shall comply with the requirements of the relevant test methods.

Samples shall be collected and delivered by the Contractor under close supervision of the Engineer or by the CEDD's appointed laboratories to the specified place of testing. During transportation from site to the specified place of testing, all samples shall be securely locked in containers or suitably modified vehicle compartments unless otherwise approved by the Engineer, with keys kept by the Engineer or CEDD's appointed laboratories.

The transfer of samples from one place/person to another shall be clearly documented and checked. The person receiving the samples shall acknowledge the receipt and confirm the identification of the samples. A record showing:

- When, where and by whom the samples are taken; and
- Person who have handled the samples before and during delivery to the place of testing;

shall be prepared and maintained by the Engineer (with assistance of CEDD's appointed laboratories when necessary) so that the samples delivered from site to the specified place of testing are traceable.

For those tests where supervisory attendance is essential for providing guidance on site or for obtaining test data, details of such supervisory site staff present shall be recorded in relevant data sheets and/or sample submission forms to enhance data integrity.

For the purposes of stock control to preclude the swapping of materials under test and where applicable the unauthorised use of materials before receipt of test results, the Contractor shall:

- Clearly identify all batches of materials arriving on the site (the identification marks so designed shall contain information which can reveal the identity of the batch for each type of material such as the Contract number, type of material, batch number and other information as required by the Engineer);
- Keep stockpiles and stock items from which samples have been taken pending test results separated from other materials by means of labels denoting "Stock under Test" or similar agreed by the Engineer;
- Establish and maintain a record system showing identification marks, testing status of all materials (under test or approved for use or rejected or re-test or omitted for testing, etc), key dates (e.g. date of testing) and locations of storage; and
- In connection with the above, submit a proposal for a stock management system on-site peculiar to the Contract to prevent unauthorised or uncontrolled use of materials for approval by the Engineer at the commencement of the Contract and subsequent supervision by the Engineer.

The relevant testing parameters, detection limit and analytical method for confirmatory testing of soil samples for closure assessment are presented below in **Table 4.5**. For each layer of soil, only those parameter(s) which exceeded the corresponding RBRGs should be tested in confirmatory testing for that particular "contaminated" layer.

Table 4.5: Key Levels for Confirmatory Testing

Parameter[#]	Limit of Reporting (mg/kg)	Reference Method*	Soil RBRGs – Urban Residential / Rural Residential (mg/kg)	Soil RBRGs – Public Parks/ Industrial (mg/kg)
VOCs (BTEX)				
Benzene	0.2	USEPA 8260B or similar method*	0.279	9.21
Ethylbenzene	0.5		298	8,240
Toluene	0.5		705	10,000*
Xylenes (Total)	1.5		36.8	1,230
SVOCs (PAHs)				
Acenaphthene	0.5	USEPA 8270D or similar method*	3,280	10,000*
Acenaphthylene	0.5		1,510	10,000*
Anthracene	0.5		10,000*	10,000*
Benzo(a)anthracene	0.5		11.4	38.3
Benzo(a)pyrene	0.5		1.14	3.83
Benzo(b)fluoranthene	0.5		9.88	17.8
Benzo(k)fluoranthene	0.5		114	383
Benzo(g,h,i)perylene	0.5		1,710	5,740
Chrysene	0.5		871	1,140
Dibenzo(a,h)anthracene	0.5		1.14	3.83
Fluoranthene	0.5		2,270	7,620
Fluorene	0.5		2,250	7,450
Indeno(1,2,3-cd)pyrene	0.5		11.4	38.3
Naphthalene	0.5		85.6	453
Phenanthrene	0.5		10,000*	10,000*
Pyrene	0.5		1,710	5,720
Metals				
Chromium III	2^^	APHA 3500 Cr:B or similar method*	10,000*	10,000*
Chromium VI	2		218	735
Molybdenum	1	USEPA 6020 or similar method*	364	1,220
Tin	1		10,000*	10,000*
Arsenic	1		21.8	73.5
Barium	1		10,000*	10,000*
Cobalt	1		1,460	4,900
Cadmium	0.4		72.8	245
Copper	1		2,910	9,790
Lead	1		255	857
Mercury	0.4		6.52	38.4
Nickel	1		1,460	4,900
Zinc	1		10,000*	10,000*
Antimony	1		29.1	97.9

Parameter[#]	Limit of Reporting (mg/kg)	Reference Method*	Soil RBRGs – Urban Residential / Rural Residential (mg/kg)	Soil RBRGs – Public Parks/ Industrial (mg/kg)
Manganese	1		10,000*	10,000*
Petroleum Carbon Ranges (PCR/TPH)				
C6 - C8	5	USEPA 8260B/8015 or similar method*	545	10,000*
C9 - C16	200		1,330	10,000*
C17 - C35	500		10,000*	10,000*

NA - Not Applicable
USEPA - United States Environmental Protection Authority
VOCs - Volatile Organic Chemicals
SVOCs - Semi-Volatile Organic Chemicals
PCR - Petroleum Carbon Ranges are also referred to as Total Petroleum Hydrocarbons (TPH)
[#] - For each layer of soil, only those parameter(s) which exceeded the corresponding RBRGs should be tested in confirmatory testing for that particular "contaminated" layer.
^^ - Chromium III is quantified by calculation based on Chromium VI and Total Chromium measured under Hong Kong Laboratory Accreditation Scheme (HOKLAS) accredited methods.
* - Alternative testing methods with accreditation by HOKLAS or one of its Mutual Recognition Arrangement partners are also accepted.

4.3.4 Biopiling

Biopiling is a commonly accepted bioremediation method for soil contaminated with PCR/TPH and other organic contaminants. By using microorganisms to degrade contaminants in soil, biopile(s) transform hazardous / toxic materials into harmless elements such as water, carbon dioxide, and other innocuous products. The schematic layout of a typical biopile is shown in **Appendix H** and the essential steps of biopiling are outlined in the following paragraphs:

4.3.4.1 Biopile Formation

The formation of a biopile should typically start from one end and along the longitudinal direction. Uniform starting concentrations will facilitate the control of the bioremediation and ensure a short cleanup time (as decontamination will not be controlled by patches of soil with high initial concentrations). Compaction of the biopile by excavation machinery shall be avoided in order have uniform density of the biopile. Bulking agents are not usually added as they are hard to be compacted during backfilling. The biopile should be covered by impermeable sheeting to avoid fugitive emissions of dust or any pollutants from the biopile affecting the surrounding environment. Adequate turning should be undertaken during biopile formation (and installation of piping) to maximize sufficient air circulation. Turning of soil may also be used during biopile operation to enhance air circulation. Nevertheless, this should be confirmed by the cleanup progress monitoring.

Impermeable sheeting shall be placed at the bottom of the biopiles and leachate collection sump shall be constructed along the perimeter of the biopiles to prevent leachate from contaminating the underlying soil / groundwater. All leachate generated from the operation of biopiling shall be collected and recycled to the biopile.

The activated carbon filter system should be designed, constructed, operated and maintained to ensure adequate adsorption efficiency to prevent air pollution impact to the surrounding air sensitive receivers (ASRs). The location of the exhaust of the carbon filter should be sited as far away as possible from the

nearby ASRs. The activated carbon adsorption system should also be monitored regularly to check the performance of the activated carbon filter.

The first soil samples should be taken once the construction of a biopile is completed to serve as the baseline samples. The baseline conditions should be used as the reference conditions for assessing the cleanup progress of the subsequent biopile operation.

4.3.4.2 Biopile Operation

The biopile operation involves the mechanical induction of air into each biopile resulting from the establishment of a negative pressure field within each biopile. The negative pressure encourages the "evaporation" or volatilization of part of the hydrocarbon contamination that is adsorbed to the soil particles. The inducted air collects the vapour and transports it via the extraction pipes out of the biopile. The inducted air also maintains aerobic conditions in the soil pores which encourage biodegradation of the remaining nonvolatile petroleum hydrocarbons.

As a large part of the hydrocarbon contaminant is not expected to be volatilized, cleanup of the non-volatile contaminant will depend on the biodegradation process, which produces CO_2. Thus, the gas obtained from the biopile shall comprise a mixture of air, water vapour, CO_2, and vapourized hydrocarbons. Exhaust air shall be passed through the activated carbon filters prior to discharge the atmosphere to remove any contaminants.

Suitable conditions in the biopile should be maintained for the growth of microbes. Moisture would be periodically added to the soil to maintain the moisture content within 10-20%. The optimal oxygen concentration in soil gas is 15% to 20%. The soil pH should be maintained between 5 and 8 for bacteria to survive. Nutrients may be required for microbial activities in small amounts. Regular progress monitoring of the soil conditions should be conducted to ascertain these conditions have been maintained. In addition, PCR/TPH and PAH levels in the soil should also be tested to assess the decontamination performance of the system. Bacterial numbers in soil (Colony-Forming Unit (CFU) heterotrophs or CFU degraders/gram soil) is a good indicator of the health of biopile. This parameter should be measured too whenever soil samples are collected for PCR/TPH analysis during progress monitoring.

Upon achieving the relevant cleanup targets, decontaminated soil from the biopile should be reused on-site as fill material as far as practical.

4.3.4.3 Biopile Cleanup Progress Monitoring

The objective of the operation progress monitoring is twofold:

- To maintain the progress of contaminant cleanup; and
- To ensure suitable conditions of the soil to support microbial growth.

Progress monitoring would involve periodic soil gas monitoring, soil sampling, and physical parameter monitoring.

Soil gas monitoring points shall be installed within the biopiles. Sampling of oxygen, carbon dioxide, methane, carbon monoxide and VOC concentrations in the soil gas should be conducted once every month. Soil gas samples are taken by pulling a gas sample from the monitoring points through a vacuum pump. In-situ measurement of soil moisture should be included for monitoring. Soil gas sampling after placing the system in operation can establish the effectiveness of the aeration system.

It is proposed to undertake soil sampling monthly for the analysis of pH, nutrients, and bacterial number. Analyses for PCR/TPH and PAH (Benzo(a)anthracene, Benzo(a)pyrene, Benzo(b)fluoranthene, Benzo(k)fluoranthene, Dibenzo(a,h)anthracene and Indeno(1,2,3-cd)pyrene) for soil samples shall be conducted at least once every 3 months. Monitoring should continue until the cleanup targets are achieved. Once the cleanup targets for a location have been achieved, soil sampling at that particular location may discontinue.

4.3.4.4 Biopile Closure Assessment

Biopile closure assessment should be conducted to ensure that the soil contaminant levels in the biopile are meeting the cleanup target for PCR/TPH and PAH (Benzo(a)anthracene, Benzo(a)pyrene, Benzo(b)fluoranthene, Benzo(k)fluoranthene, Dibenzo(a,h)anthracene and Indeno(1,2,3-cd)pyrene).

A sampling frequency of one sample per 100 m^3 for biopile closure assessment is recommended, having reference to the CAR & RAP of previous land remediation projects in Hong Kong. The biopile should first be simply or evenly divided into lots (according to volume, height or width, for example) for sampling and testing for contaminants. These lots and the sampling locations within the biopile shall be documented accurately.

Access to the sampling locations should be through opening of heat bonded cover panels. These openings shall be closed after each access. Extracting these soil samples should be accomplished using a hand auger or other methods approved by the Engineer.

All soil samples shall be analyzed for PCR/TPH and PAH (Benzo(a)anthracene, Benzo(a)pyrene, Benzo(b)fluoranthene, Benzo(k)fluoranthene, Dibenzo(a,h)anthracene and Indeno(1,2,3-cd)pyrene). The laboratory results are to be considered satisfactory when the levels of PCR/TPH and PAH (Benzo(a)anthracene, Benzo(a)pyrene, Benzo(b)fluoranthene, Benzo(k)fluoranthene, Dibenzo(a,h)anthracene and Indeno(1,2,3-cd)pyrene) meet the relevant cleanup targets (RBRGs for PCR/TPH and individual PAHs). When this is achieved for all soil lots, the soil should only then be removed from the biopile for subsequent designated use.

The clean-up targets of the relevant parameters should be the most stringent RBRGs (i.e. Urban Residential / Rural Residential) and are presented in **Table 4.6** below.

Table 4.6: Soil Clean-up Targets for Biopile Closure Assessment

Parameter	Soil RBRGs – Urban Residential / Rural Residential (mg/kg)
PAH	
Benzo(a)anthracene	11.4
Benzo(a)pyrene	1.14
Benzo(b)fluoranthene	9.88
Benzo(k)fluoranthene	114
Dibenzo(a,h)anthracene	1.14
Indeno(1,2,3-cd)pyrene	11.4
Petroleum Carbon Ranges (PCR/TPH)	
C6 - C8	545
C9 - C16	1,330
C17 - C35	10,000

4.3.5 Cement Solidification

A treatment area should be confined for carrying out the cement solidification mixing and temporary soil stockpile. Prior to solidification, metal-contaminated soils should be screened to segregate the soil proper from debris, rock fragments and other materials and to break any soil clumps into smaller sizes to allow effective mixing with solidifying agents.

During the cement solidification process, portland cement (or other equivalent), water and/or other additive(s) (such as fly ash, lime, soluble silicates and clays) should be added to the contaminated soils to form a solid matrix. Uniform mixing of contaminated soils, cement, water and other additives(s) should be taken by using a skip (or other equivalent) at the designated treatment area to minimise the potential for leaching during the solidification process.

The mixture should be placed in moulds made from wooden formwork to set for approximately one week. The blocks formed should be of a suitable size to allow handling and transporting and larger blocks should be broken down into smaller sizes for transportation.

After setting, the samples of the blocks should be collected for testing to confirm if the contaminated materials meet the relevant test limit criteria for treated soil from cement solidification decontamination method which is intended to be reused on-site as fill material, as discussed in Section 4.3.6 below.

4.3.6 On-site Backfilling of Soil Decontaminated by Cement Solidification

According to the Practice Guide, agreement with EPD should be obtained regarding the criteria for treated soil from cement solidification decontamination method which is intended to be reused on-site as fill material. The Universal Treatment Standards (UTS), as presented in **Table 4.7**, is proposed as suitable criteria. (For this Project, only those metals where exceedance of RBRGs was detected shall be tested.) In addition, the treated soil should comply with other applicable standards, such as the Unconfined Compressive Strength (UCS) standard of not less than 1 MPa which is described in the USEPA's Handbook for Stabilisation/Solidification of Hazardous Wastes (EPA/540/2-86/001, 1986). It is proposed that a sampling frequency of 1 sample per 100m^3 of treated soil be collected for testing to confirm the compliance with the UTS and UCS standard.

4.3.6.1 Universal Treatment Standards

Table 4.7: Universal Treatment Standards for On-site Reuse of Cement Solidification Treated Soil

Parameter	TCLP Limit (mg/L)
Antimony	1.15
Arsenic	5
Barium	21
Cadmium	0.11
Chromium (total)	0.6
Lead	0.75
Mercury (all others)	0.025
Nickel	11
Zinc	4.3

Note: (1) Universal Treatment Standard: US 40 CFR 268.48.

(2) For other RBRGs metal contaminants Cobalt, Copper, Manganese, Molybdenum and Tin, they must be reduced by at least 90 percent in mobility for respective metals through cement solidification decontamination treatment. The reduction of mobility of metal contaminants (leachable metals contaminants) should be confirmed through TCLP tests (i.e. to carry out TCLP test for the untreated soil and for the soil after treatment and to compare the concentrations of the metals in the leachates).

(3) The TCLP test for the concerned metal(s) will be tested both for untreated soil and for soil after treatment in order to confirm that the requirement of Note (2) can be complied with (i.e. reduced by at least 90 percent in mobility for the respective metal(s) through cement solidification remediation treatment).

RBRG exceedance for copper was recorded at Grids 16, 20 and D (in areas designated as Urban Residential / Rural Residential). Also, the confirmatory test for these grids may potentially show RBRG exceedances. Therefore, TCLP test should be conducted for untreated soil from the relevant soil layers of these grids. After cement solidification treatment, the treated soil blocks should also be subject to TCLP test to confirm compliance with the required reduction in contaminant mobility.

Physical separation of each stockpile of untreated soil designated for cement solidification treatment in clearly designated areas with appropriate signage and fencing should be provided before, during and after treatment, until all relevant soil treatment criteria (i.e. concerned UTS and UCS standard/ reduction in contaminant mobility) are met.

Any pile of broken up solidified mixture that meets the relevant soil criteria should be stockpiled on site for future reuses on-site due to their stable and inert properties.

Any pile of broken up solidified mixture that does not meet the relevant soil criteria should be crushed and re-treated by solidification / stabilization. The re-treated pile should be tested again to confirm if it can be reused on site.

4.3.6.2 Unconfined Compressive Strength (UCS)

The treated material should be allowed to set to achieve the Unconfined Compressive Strength (UCS) of not less than 1 MPa with reference to the USEPA guidelines (1986) – Handbook of Stabilization/ Solidification of Hazardous Wastes, EPA/540/2-86-00. The test procedure of UCS test should be based on BS 1377.

The solidified materials meeting both the UTS and UCS standard should then be broken into mass with maximum size of 250mm for backfilling or reuse on-site.

4.3.7 Quality Assurance / Quality Control Procedures

For both confirmatory sampling and TCLP testing, Quality Assurance / Quality Control (QA/QC) samples should also be collected in addition to the required samples at the following suggested frequency. Chain of Custody protocol should be adopted.

- 1 equipment blank per 20 samples for full suite analysis*;
- 1 field blank per 20 samples for full suite analysis*;
- 1 duplicate sample per 20 samples for full suite analysis*; and
- 1 trip blank per trip for the analysis of volatile parameters#.

Note:

* For the purposes of confirmatory sampling and TCLP testing for this Project, the following parameters (where exceedances of RBRGs were detected) should be tested in a 'full suite analysis' –

(1) SVOCs: Benzo(a)anthracene; Benzo(a)pyrene; Benzo(b)fluoranthene; Benzo(k)fluoranthene; Dibenzo(a,h)anthracene; Indeno(1,2,3-cd)pyrene.

(2) Metals: Arsenic; Copper; Lead; Mercury; Zinc.

(3) Petroleum Carbon Ranges: C6-C8; C9-C16; C17-C35.

For the purposes of this Project, the following parameters would be tested in the analysis of 'volatile parameters' – VOCs: Benzene; Ethylbenzene; Toluene; Xylenes (Total).

4.3.8 Arrangement after Completion of Decontamination

All the materials after confirmation of decontamination shall be reused as far as practicable either on-site or other designated locations as agreed with EPD. For this Project, it is proposed that all decontaminated soil, as well as all excavated soil not requiring decontamination from the area designated for "Public Parks/ Industrial", be backfilled on-site.

All soil requiring decontamination would be treated to the most stringent RBRGs (i.e. Urban Residential / Rural Residential). It is proposed that excavated soil not requiring decontamination from the area designated for "Public Parks/ Industrial" should only be backfilled at the area designated for "Public Parks/ Industrial" within the Project site (i.e within the same designated land use area). It is also proposed that (1) excavated and subsequently treated soil from the area designated for "Public Parks/ Industrial", (2) excavated soil not requiring decontamination from the area designated for "Urban Residential/ Rural Residential", and (3) excavated and subsequently treated soil from the area designated for "Urban Residential/ Rural Residential", can be backfilled at any area within the Project site. No off-site soil disposal at landfill is proposed as part of the Project works. On-site equipment, machineries and vehicles used in the land decontamination works should be properly decontaminated before leaving the Project site.

The solidified materials should be broken into materials of a maximum size of 250mm for backfilling or reuse. The soil after biopile treatment would be ready for reuse. Whenever treated soil is to be reused as filling material, it should be backfilled first as far as possible and then covered by a layer of suitable fill.

4.3.9 Equipment Decontamination Procedures

Equipment decontamination procedures include the process of washing, rinsing and removing material from exposed surfaces of equipment and clothing that can, or has, come into contact with the sample. Any decontamination must be undertaken in a manner that avoids contaminating areas to be sampled, or the spread of contamination around or off the site. The level of decontamination adopted should be practical and appropriate for the tasks and site conditions. Large sampling equipment, such as excavators and drilling rigs that come into contact with the soil, should be cleaned between sampling locations on a dedicated area.

It is recommended that all relevant procedures be formulated by the Contractor during preparation of its method statement prior to commencement of excavation works.

4.3.10 Preparation and Submission of Remediation Report

After the completion of the remediation of the contaminated soil at the specific site areas (such as the re-provisioning sites for the temporary refuse collection point (RCP), temporary car park and/or temporary garden), a Remediation Report (RR) shall be prepared and submitted to EPD for record in accordance with Condition 2.17 of the EP. The RR shall demonstrate that the clean-up is adequate and all excavated contaminated soil has undergone proper land decontamination to meet the relevant standards for on-site reuse. All relevant information, including details or closure assessment, sampling results, photographs, quantity of treated soil and final backfill locations, shall be included in this report. EPD's approval of the RR on the relevant specific areas will be sought prior to handover of such areas/sites to other parties (such as

reprovisioning site for temporary RCP, temporary car park and temporary garden). No construction works for permanent re-development should be carried out prior to the approval of RR for the associated area.

5. Environmental, Health and Safety Mitigation Measures

5.1 Introduction

This section identifies the potential environmental, health and safety risks which may arise and the recommended control/mitigation measures to be taken by on-site personnel during the carrying out of the Project (including excavation and land decontamination, EM&A and other monitoring and measurement activities as required).

5.2 Health and Safety

Project site activities may give rise to the following health and safety risks to on-site personnel:

- Skin contact with, groundwater, wastewater and contaminated soil;
- Exposure to or inhalation of potentially hazardous gases (such as VOCs) during excavation or formation/operation of biopile;
- Skin contact with leachate during mixing of contaminated soils and cement/water/other additive(s); and
- Dust emissions from dry exposed stockpiles or cement solidification activities.

In order to minimise the potentially adverse effects on health and safety of site workers during the course of this Project, the Occupation Safety and Health Ordinance (Chapter 509) and its subsidiary Regulations shall be followed by all site personnel working on the site at all times. In addition, the following basic health and safety measures should be implemented as far as possible:

- Maintain a hygienic working environment, including the provision of personal cleaning facilities;
- No food or drink is allowed in active excavation or land decontamination works areas;
- Set up a list of safety measures for on-site personnel;
- Provide written information and training on safety for on-site personnel;
- Provide first aid training and materials to site workers;
- Keep a log-book and plan showing the contaminated zones and clean zones;
- Avoid dust generation;
- Direct skin contact with excavated soil, groundwater and wastewater should be avoided;
- Provide all necessary personal protective equipment (PPE) to on-site personnel (e.g. chemical resistant jackboot, liquid tight gloves, face and respiratory protection gear);
- Washing facilities should be provided for on-site personnel, with site runoff produced directed to proper on-site treatment facilities; and
- Bulk earth moving equipment shall be utilized as much as possible to minimize manual handling and contact of contaminated soil.

5.3 Environmental

During excavation, the Contractor shall take note of the following measures:

- Properly design and execute excavation profile;
- Fence off the contaminated area throughout the period of decontamination work;
- Take precautions when controlling ground settlement, groundwater and wastewater;
- Avoid temporary stockpiling as far as practical. In case temporary storage is needed, contaminated soil should be placed in designated area paved with either concrete or lined with impermeable sheeting, bunded and covered properly with tarpaulins;
- Supply of suitable backfill materials after excavation;
- Implement speed control for vehicles travelling on site;

- Properly decontaminate machineries and vehicles before excavating or taking different contaminated soil and leaving the excavation zone; and
- Employ all necessary measures to prevent cross-contamination of different types of contaminated soil.

The following mitigation measures shall be followed during soil excavation and decontamination:

- The loading, unloading, handling and storage of cement should be carried out in an enclosed environment;
- The loading, unloading, handling, transfer or storage of materials that may generate airborne dust emissions such as untreated soil and oversize materials sorted out from screening plant and stabilized soil stockpiled in designated area should be carried out in such a manner to prevent or minimize dust emissions.
- All practical measures, including but not limited to speed control for vehicles, should be taken to minimize dust emissions;
- Simultaneous operation of mixing facilities and other equipment shall be avoided as far as possible to minimize unnecessary generation of noise nuisance;
- Stockpile of untreated soil shall be covered as far as practicable to prevent leaching of contaminants. The leachate generated shall be collected properly and treated where necessary and discharge following the WPCO requirement;
- Treated oversize materials can be used as backfilling material for on-site backfilling. Sorted materials of size smaller than 5cm will be collected and transferred to the mixing plant for further decontamination;
- Stabilized soils can be broken down into suitable size for on site backfilling purpose;
- Housekeeping should be maintained at all times at the mixing plant as well as among other decontamination facilities; and
- A clear separation between treated and untreated materials is recommended.

6. Conclusion and Recommendations

6.1 Conclusion

The land contamination assessment has been conducted which included a review of historical/current land uses, desktop review and site inspection. Other relevant information was also collected from the related Government Departments during this assessment.

Based on the findings of the site appraisal on the existing and historical land uses in the Study Area, the presence of potential land contamination and groundwater impacts associated with the proposed Project works has been identified and assessed. Areas within the Study Area with contaminated soil exceeding certain RBRGs have been identified. Additional site investigation (SI) has been identified and conducted. The estimated volumes of soil to be excavated and remediated/decontaminated have been calculated based on an evaluation of the results of original EIA study SI, previous SI and additional SI. Treatment of contaminated soil by cement solidification and/or biopiling, followed by on-site backfilling, have been recommended depending on the types of contaminants found in the soil in each designated grid.

Mitigation measures for handling of contaminated materials and regular site audits are recommended to minimise the potential adverse impacts on workers' health and safety and disposal of potential contaminated materials.

After the completion of the remediation and disposal (if any) of the contaminated soil at the Project site, Remediation Reports (RR) shall be prepared and submitted to EPD for approval. No construction works for permanent development of site should be carried out prior to the approval of RR for the associated area.

Appendices

Appendix A. Not Used 45
Appendix B. Schematic Drawing of Ground Water Monitoring Well 46
Appendix C. Sampling and Testing Schedule Proposed in the CAP 48
Appendix D. Testing Previously Conducted within the Project Site 50
Appendix E. Laboratory Analytical Results for Previous SI 52
Appendix F. Summary Table of Laboratory Testing Results for Additional SI 54
Appendix G. Certificates of Analysis for Additional SI 56
Appendix H. Schematic Diagram of Biopile 58
Appendix I. Contamination Parameters and Depths for Each Grid 60
Appendix J. Concrete Slab, Excavated Soil and Decontaminated Soil Volumes for Each Grid 62
Appendix K. Site Boring Log for Additional SI 81
Appendix L. Groundwater Sampling Results from Original EIA Study SI and Additional SI 83

Appendix A. Not Used

Appendix B. Schematic Drawing of Ground Water Monitoring Well

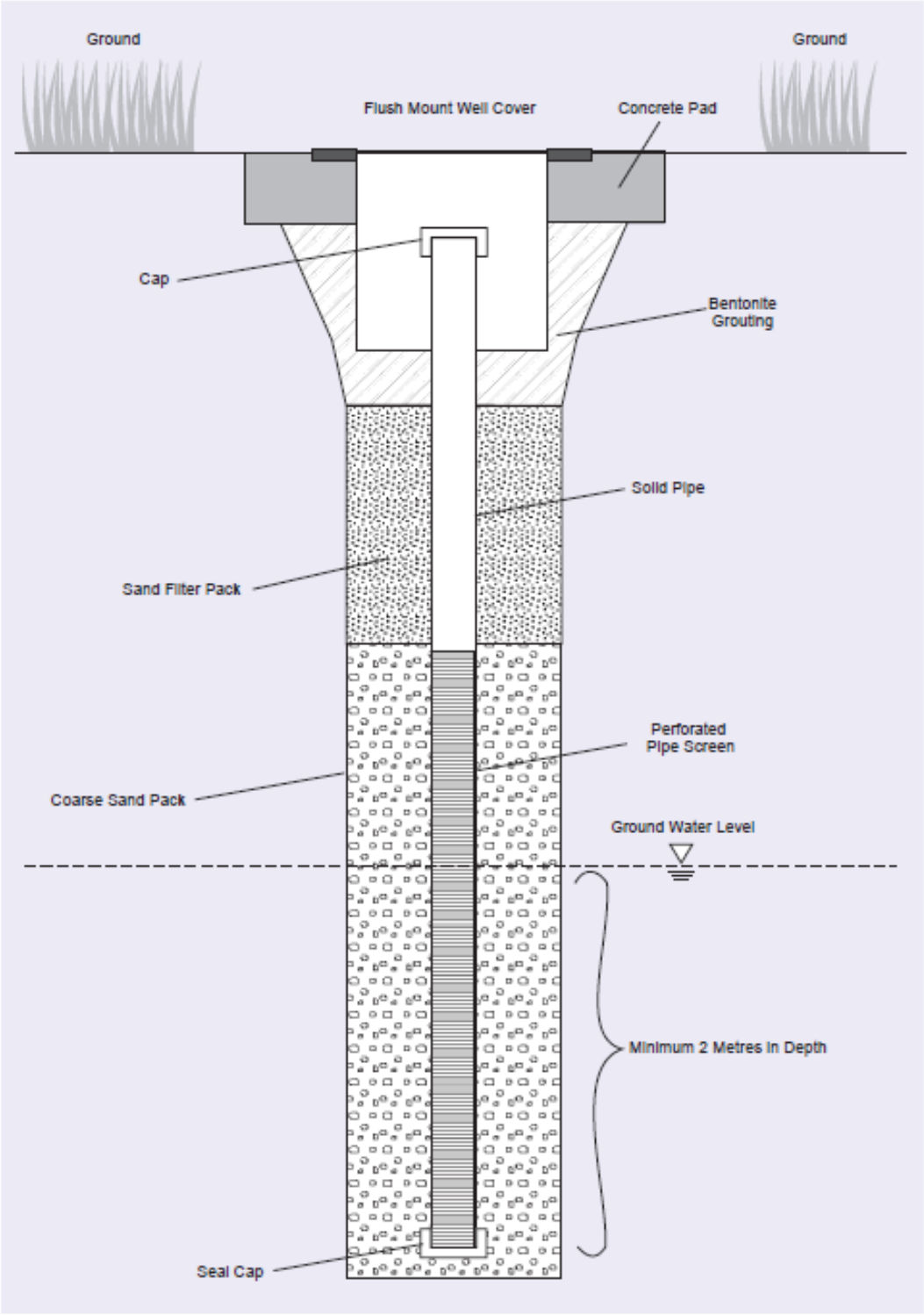

Remarks: Reference from Practice Guide for Investigation and Remediation of Contaminated Land, Annex E, EPD

Appendix C. Sampling and Testing Schedule Proposed in the CAP

This page left intentionally blank for pagination.

3. Sampling and Testing Plan for Site Investigation

3.1 General

Based on the historical information reviewed in Section 2, it is concluded only the bus depot area is identified as potential locations of land contamination for additional SI.

The results of these historical assessments were reviewed and are briefly summarized below.

The whole KTCDA site is divided into a total of 41 grids, comprising:
- 33 square-shaped grids, each grid with dimensions of 31m x 31m (i.e. grid area of 961m^2);
- 3 irregular-shaped grids, A, B and C, with grid areas of about 183m^2, 575m^2 and 363m^2 respectively and
- 5 square-shaped grids located in the bus depot area, with various areas of about 581m^2, 686m^2, 692m^2, 642m^2 and 781m^2 respectively.

The grid locations are shown in **Figure 2.2**. The selection of grid areas was based on the grid system adopted in the "Final Site Investigation Report for Kennedy Town Comprehensive Development Area" dated March 2004. In addition, a "Final Preliminary RBRG Assessment Report" for the Project site was prepared for CEDD in 2008. Since only the bus depot area is identified as potential locations of land contamination for additional SI, the dimension of grids is revised for this area to clearly show the investigation boundary in order to carry out the additional SI works.

The locations of boreholes at different grids are also as shown in **Figure 2.2**. The parameters analysed for samples collected from individual boreholes located in the bus depot area during the previous SI are summarised in **Table 3.1**.

Table 3.1: Boreholes and Parameters in Bus Depot Area Analysed during Previous Site Investigation

Grid[4]	Boreholes[4]	Depth of Samples Tested (m)								Parameters Provided[1]			
		0.5	1.5	3.0	4.5	6.0	7.5	9.0	10.5 – 21.0[6]	Petroleum Carbon Ranges	VOC BTEX[2] only	SVOC PAH only	Heavy Metals[3]
3	#BH8	Y	Y	Y	Y	-	Y	-	-	√	√	√	√
4	BH1	Y	Y	Y	-	-	Y	-	-	-	-	-	Lead only
	BH3	Y	Y	Y	-	Δ	-	-	-	-	-	-	Copper and Lead only
	BH5	Y	Y	Y	-	Y	-	-	-	-	-	-	Lead only
	BH7	Y	Y	Y	Y	-	-	-	-	-	-	-	Copper and Lead only
	BH9	Y	Y	Y	Y	Δ	-	-	-	-	-	√	Copper and Lead only
	#BH10a	Y	Y	Y	Y	Y	-	-	-	√	√	√	√
8	BH10	Y	Y	Y	Y	-	-	-	-	-	-	√	Copper and Lead only
	BH11	Y	Y	Y	Y	Δ	-	-	-	√	-	√	Copper and Lead only
	BH15	Y	Y	Y	Y	-	-	-	-	-	-	√	Copper and Lead only
	BH16	Y	Y	Δ	Δ	-	-	-	-	√	√	√	Copper, Lead and Mercury only
	BH30	Y	Y	-	-	-	-	-	-	-	-	-	Lead only
D	BH22	Y	Y	Y	Δ	Δ	-	-	-	√	√	-	Copper, Lead, Mercury and Zinc only

	BH24	Y	Y	-	Y	Y	-	-	-	√	-	-	√
	BH25	-	-	-	Δ	Δ	Δ	-	-	√	-	√	Cadmium, Copper, Lead, Mercury and Zinc only
	BH27	Y	Y	Y	Y	Δ	-	Δ	-	√	-	-	Copper, Lead, Zinc and Mercury only
	#BH27a	Y	Y	Y	Y	Y	Y	-	-	√	√	√	√
	BH34	Y	Y	Y	Y	-	Y	-	-	√	-	-	Cadmium, Copper, Lead, Mercury and Zinc only

Remarks: 1. √ = parameters analysis carried out for the sampling borehole.
Y = analysis carried out for all selected parameters
Δ = analysis carried out only for Petroleum Carbon Ranges, PAH, BTEX and / or Heavy Metals.
= borehole for comprehensive testing (BCT).

2. BTEX include Benzene, Ethylbenzene, Toulene and Xylenes.
3. Heavy metals include Arsenic, Barium, Cadmium, Chromium, Cobalt, Copper, Lead, Molybdenum, Nickel, Tin and Zinc.
4. Please refer to **Figure 2.2** for grid and borehole locations.
5. The sampling borehole details are shown in **Appendix B**.
6. No sampling was conducted at the boreholes listed here for depths between 10.5m and 21.0m.

3.2 Selection of Proposed Borehole Locations at Bus Depot

Based on the historical information reviewed, a new site investigation (SI) is proposed for the bus depot area only.

A total of 4 boreholes are proposed for the purpose of initial screening at certain locations within the bus depot (e.g. vehicle washing pit and above-ground oil tank containing diesel fuel). The initial screening will be performed to assess the extent of contamination and the site condition in general at the bus depot. The locations have been proposed as they are deemed close to where the use, handling and/or transfer of oils and fuels are likely to occur. The tentative sampling locations are shown in **Figure 3.1**.

The selection of proposed sampling locations and potential chemicals of concern (COC) for laboratory analysis is made with reference to the nature of historical use of each area, Guidance Manual, Guidance Note and Practice Guide. The exact sampling quantity and locations are to be determined on site and subject to fine adjustment due to site specific conditions (e.g. locations, presence of foundations, underground utilities, delivery pipes and services). Based on the land use of the bus depot, petroleum carbon ranges, poly aromatic hydrocarbons (PAH) and volatile organic chemicals (VOCs) would be selected for potential petroleum contamination analysis and metals would be selected for assessing the concern of general inorganic contamination, as recommended in the Guidance Note. Parameters to be analysed will be discussed in Section 4. For better comparison purpose, the exact parameters to be analysed would be similar to those tested for borehole samples obtained within the bus depot area during the previous SI (see **Table 3.1**).

For the proposed new SI, a “grid” approach should be adopted in order to compare with the analytical results of previous SI, obtain information on background levels, and to aid in verifying the assumption mentioned in Section 3.1. The dimension of grids for the bus depot area is adjusted to clearly shown the investigation boundary in order to carry out the addition SI works.

3.3 Soil Sampling Method and Depth of Sampling

All soil boring / excavation and sampling should be supervised by a land contamination specialist.

Borehole should be undertaken by means of dry rotary drilling method, i.e. without the use of flushing medium, to prevent cross-contamination during sampling. For safety reasons, an inspection pit should be excavated down to 1.5m below ground surface (bgs) to inspect for underground utilities at the proposed borehole location. Disturbed soil samples should be collected at depth of 0.5m bgs. Soil boring using drill rigs should then be performed from depth of 1.5m bgs to the maximum boring depth. Undisturbed U100/U76 soil samples should be collected at 1.5m, 3.0m, 4.5m, 6.0m, 7.5m and 9.0m bgs as well as above groundwater level. Groundwater samples should be collected at the level of groundwater (if encountered). The maximum depth of soil sampling should be 9.0m below ground or 1.0m below the groundwater table, whichever is shallower.

Based on the previous site inspection, boreholes should be able to be drilled at all the proposed sampling locations. However, where borehole drilling is not possible due to site constraints (e.g. insufficient head room or accessibility of drilling rigs), sampling using trial pit methods will be adopted. For trial pit methods, disturbed soil samples, using stainless steel hand tools, will be taken at 0.5m, 1.5m and 3.0m below the prevailing ground level in order to delineate the vertical profile of contamination.

At each sampling location/depth, sufficient quantity of soil sample (as specified by the laboratory) should be taken. All soil samples should be uniquely labelled. Backup samples should be retained and stored at 0-4 ºC in laboratory.

3.4 Strata Logging

Strata logging for boreholes should be undertaken during the course of drilling/digging and sampling by a qualified geologist. The logs should include the general stratigraphic description, depth of soil sampling, sample notation and level of groundwater (if encountered). The presence of rocks/boulders/cobbles and foreign materials such as metals, wood and plastics should also be recorded.

3.5 Free Product and Groundwater Level Measurement

The thickness of any free product and ground water level (if present) at sampling locations should be measured with an interface probe. The free product (if encountered in sufficient amounts) should be collected for laboratory analysis to determine the composition.

3.6 Groundwater Sampling

It is proposed to collect groundwater samples if groundwater is encountered at the sampling locations.

For each proposed borehole sampling location, a groundwater sampling well should be installed into the boreholes if groundwater is encountered or agreed by the land contamination specialist. A typical configuration of a groundwater monitoring well is shown in **Appendix D**. After installation of the monitoring wells, the depth to water table at all monitoring wells should be measured at the same time with an interface probe in order to delineate the groundwater table contours at the subject site. Well developments (approximately five well volumes) should be carried out to remove silt and drilling fluid residue from the wells. The wells should then be allowed to stand for a day to permit groundwater conditions to equilibrate.

Groundwater level and thickness of free product layer, if present, should be measured at each well before groundwater samples are taken.

Prior to groundwater sampling, the monitoring wells should be purged (at least three well volumes) to remove fine-grained materials and to collect freshly refilled representative groundwater samples.

After purging, one groundwater sample should then be collected at each well using Teflon bailer and decanted into appropriate sample vials or bottles in a manner that minimizes agitation and volatilization of volatile organic chemicals (VOCs) from the samples. All samples should be uniquely labelled.

Immediately after collection, groundwater samples should be transferred to new, clean, laboratory-supplied glass jars for sample storage/transport. The sampling glass jars should be of "darkened" type. Groundwater samples should be placed in the glass jars with zero headspace and promptly sealed with a septum-lined cap. Immediately following collection, samples should be placed in ice chests, cooled and maintained at a temperature of about 4 ºC until delivered to the analytical laboratory.

3.7 Sample Size and Decontamination Procedures

All equipment in contact with the ground should be thoroughly decontaminated between each excavation, drilling and sampling event to minimise the potential for cross contamination. The equipment (including drilling pit, digging tools and soil/groundwater samplers) should be decontaminated by steam cleaning or high-pressure hot water jet, then washed by phosphate-free detergent and finally rinsed by distilled / deionised water.

Prior to sampling, the laboratory responsible for analysis should be consulted on the particular sample size and preservation procedures that are necessary for each chemical analysis.

The sample containers should be laboratory cleaned, sealable, water-tight, made of glass or other suitable materials with aluminium or Teflon-lined lids, so that the container surface will not react with the sample or adsorb contaminants. No headspace should be allowed in the containers which contain samples to be analysed for VOCs, Petroleum Hydrocarbon Ranges or other volatile chemicals.

The containers should be marked with the sampling location codes and the depths at which the samples were taken. If the contents are hazardous, this should be clearly marked on the container and precautions taken during transport. Samples should be stored at between 0-4 ºC but never frozen. Samples should be delivered to laboratory within 24 hours of the samples being collected and analysed within the respective retention period but should not be more than 10 days.

3.8 Quality Assurance / Quality Control Procedures

Quality Assurance / Quality Control (QA/QC) samples should be collected in the following frequency during the SI. Chain of Custody protocol should be adopted.

- 1 equipment blank per 20 samples for full suite analysis*;
- 1 field blank per 20 samples for full suite analysis*;
- 1 duplicate sample per 20 samples for full suite analysis*; and
- 1 trip blank per trip for the analysis of volatile parameters#.

Note:

* For the purposes of this Project, the following parameters would be tested in a 'full suite analysis' – (1) VOCs: Benzene; Ethylbenzene; Toluene; Xylenes (Total). (2) SVOCs: Acenaphthene; Acenaphthylene; Anthracene; Benzo(a)anthracene;

Benzo(a)pyrene; Benzo(b)fluoranthene; Benzo(k)fluoranthene; Benzo(g,h,i)perylene; Chrysene; Dibenzo(a,h)anthracene; Fluoranthene; Fluorene; Indeno(1,2,3-cd)pyrene; Naphthalene; Phenanthrene; Pyrene. (3) Metals: Chromium III; Chromium IV; Cadmium; Copper; Lead; Mercury; Zinc. (4) Petroleum Carbon Ranges: C6-C8; C9-C16; C17-C35.

For the purposes of this Project, the following parameters would be tested in the analysis of 'volatile parameters' – VOCs: Benzene; Ethylbenzene; Toluene; Xylenes (Total).

Based on the sampling and testing plan as outlined in **Table 3.2**, there would be at least 28 soil samples (4 sampling locations x 7 samples per location) and 4 groundwater samples (subject to site specific conditions). The total number of equipment blank, field blank and duplicate sample would therefore be approximately 2 each. There would also be one trip blank per trip, with approximately 2 trips for all samples. Therefore, two trip blanks would be collected.

3.9 Health and Safety

The specific safety measures to be taken depend on the nature and content of contamination, the site conditions and the regulations related to site safety requirements. Workers Compensation Insurance and third party insurance must be provided for the SI.

Extreme care should be exercised when toxic gases or other hazardous materials are encountered. Any abnormal conditions found shall be reported immediately to the safety officer and the land contamination specialist.

The SI contractor shall establish and maintain a Health and Safety Plan before commencement of the SI that will include the following:

1. Instruction of works on work procedures, safe practices, emergency duties, and applicable regulations;
2. Regularly scheduled meetings of the workers in which the possible hazards, problems of the job, and related safe practices are emphasized and discussed;
3. Good housekeeping practices; and
4. Availability of and instruction in the location, use and maintenance of personal protective equipment.

The SI Contractor shall maintain equipment and supplies reasonably required in an emergency, including lifesaving, evacuation, rescue and medical equipment in good working order and condition at all times. The SI Contractor shall use all reasonable means to control and prevent fires and explosions, injury to personnel and damage to equipment of property. Without limiting the foregoing, the SI Contractor shall:

1. Maintain proper safety devices and barriers to minimize hazards during performance of the work;
2. Prohibit smoking and open flames and the carrying of matches and lighters;
3. Develop and maintain a written emergency plan applicable to the work site;
4. Maintain equipment in good operating condition and have emergency and first aid equipment ready for immediate use, where applicable;
5. Conduct equipment tests to ensure that equipment is properly placed and in good operating condition, and that workers are able to respond to emergency situations;
6. Require all workers employed or retained by the Contractor, or a subcontractor, to at all time wear clothing suitable for existing work, weather and environmental conditions; and
7. Require the site personnel to wear respirator and gloves for vapour exposure protection, if necessary.
8. Ensure all site staff members wear safety helmet and protective boots.

Table 3.2: Sampling and Testing Plan for the Bus Depot

Proposed Sampling Locations[1]	Sampling Method	Sample Matrix[2]		Parameters to be Tested[3]				Rationale of Sampling
				Petroleum Carbon Ranges[4]	VOCs (BETX[5] only)	SVOCs (PAH[6] only)	Heavy Metals	
BD1 (near office building) BD2 (near vehicle washing pit) BD3 (near petrol filling station) BD4 (near above-ground oil tank)	Borehole to 9.0m bgs or 1.0m below groundwater table	Soil	0.5m bgs	X	X	X	Cadmium, Copper, Lead, Mercury, Zinc and Chromium III & IV only	BD1: Assess potential land contamination impacts from Grid 4 BD2: Assess potential land contamination impacts from Grid 8 BD3 & BD4: Assess potential land contamination impacts due to possible leakage/spillage from the petrol filling station and the above-ground oil tank respectively
		Soil	1.5m bgs	X	X	X	Cadmium, Copper, Lead, Mercury, Zinc and Chromium III & IV only	
		Soil	3.0m bgs	X	X	X	Cadmium, Copper, Lead, Mercury, Zinc and Chromium III & IV only	
		Soil	4.5m bgs#	X	X	X	Cadmium, Copper, Lead, Mercury, Zinc and Chromium III & IV only	
		Soil	6.0m bgs#	X	X	X	Cadmium, Copper, Lead, Mercury, Zinc and Chromium III & IV only	
		Soil	7.5m bgs#	X	X	X	Cadmium, Copper, Lead, Mercury, Zinc and Chromium III & IV only	
		Soil	9.0m bgs#	X	X	X	Cadmium, Copper, Lead, Mercury, Zinc and Chromium III & IV only	
		GW	If present^	X	X	X	Mercury only	

Remarks:

1. Please refer to **Figure 3.1** for locations.
2. bgs = Below Ground Surface; GW = groundwater.
3. X = testing proposed.
4. Petroleum carbon ranges = C6–C8, C9–C16 and C17–C35.
5. BTEX = Benzene, Toluene, Ethylbenzene, and Xylenes (Total); PAH = Poly Aromatic Hydrocarbons.
   Since RBRG values of Benzo(a)anthracene, Benzo(a)pyrene, Benzo(g,h,i)perylene, Benzo(k)fluoranthene, bis-(2-Ethylhexyl)phthalate, Dibenzo(a,h)anthracene, Indeno(1,2,3- cd)pyrene and Phenol were not available for groundwater, the captioned chemicals parameters would not be tested in groundwater sample.
6. PAH = Polyaromatic hydrocarbons (PAHs) include, acenaphthene, acenaphthylene, anthracene, benzo(a)anthracene, benzo(a)pyrene, benzo(b)fluoranthene, benzo(g,h,i)perylene, benzo(k)fluoranthene, chrysene, dibenzo(a,h)anthracene, fluoranthene, fluorene, indeno(1,2,3-cd)pyrene, naphthalene, phenanthrene and pyrene.

\# If groundwater is not encountered during SI works, soil sample at 4.5m bgs, 6.0m bgs, 7.5m bgs and 9.0 bgs will be collected.

^ Samples will only be collected if groundwater is encountered during SI works.

© Mott MacDonald Hong Kong Limited

This document should not be relied on or used in circumstances other than those for which it was originally prepared and for which Mott MacDonald Hong Kong Limited was commissioned. Mott MacDonald Hong Kong Limited accepts no responsibility for this document to any other party other than the person by whom it was commissioned.

Notes

1. THE GI WORK IS SCHEDULED TO COMMENCE IN MAY 2013.
2. TOTAL NO. OF GI IS 4 AND EACH REQUIRES 4 WORKING DAYS (TOTAL = 16 WORKING DAYS)

Key to symbols

- PROJECT SITE BOUNDARY
- PROPOSED REVISED GRID
- MTRCL WIL WORKS SITE
- HyD MAINTENANCE DEPOT
- EXISTING BUS DEPOT
- EXISTING CAR PARK
- EXISTING CADOGAN STREET TEMPORARY GARDEN
- EXISTING REFUSE COLLECTION POINT
- PROPOSED 4m x 4m WORK AREA FOR GI
- POTENTIAL CONTAMINTAED SOURCES / ACTIVITIES

Reference drawings

Rev	Date	Drawn	Description	Ch'k'd	App'd
P1	OCT 12	MING	PRELIMINARY	AM	AFK

Mott MacDonald
20/F Two Landmark East
100 How Ming Street
Kwun Tong, Kowloon
Hong Kong
T +852 2828 5757
F +852 2827 1823
W www.mottmac.com.hk

Client

CEDD
CIVIL ENGINEERING AND DEVELOPMENT DEPARTMENT

Project

ALTERNATIVE GROUND DECONTAMINATION WORKS AT THE PROPOSED KENNEDY TOWN COMPREHENSIVE DEVELOPMENT AREA SITE

Title

PROPOSED SAMPLING PLAN

Designed	AM		Eng check	SMF	
Drawn	MING		Coordination	SMF	
Dwg check	AM		Approved	AFK	
Scale at A1 1:600		Status PRE		Rev P1	

Drawing Number

FIGURE 3.1

4. Laboratory Analysis for Bus Depot Area

Laboratory analysis is proposed in order to screen the presence of potential contaminants that are of concern at the Study Area. **Table 4.1** summarizes the potential parameters to be tested, the minimum requirement of the reporting limits and reference methods for the laboratory analyses of soil and groundwater samples for this land contamination study. For the purposes of this CAP, only those parameters specified in **Table 3.2** will be tested and compared with the previous SI. The worst case scenario (i.e. the SI result with the highest contamination level) will be considered.

Table 4.1: Parameters, Detection Limits and Reference Methods for Laboratory Analysis for Bus Depot Area

Parameter	Soil		Groundwater	
	Detection limits (mg/kg) or otherwise stated	Reference Method *	Detection limits (mg/L) or otherwise stated	Reference Method *
VOCs				
Benzene	0.2	USEPA 8260B or similar method*	0.005	USEPA 8260B or similar method*
Ethylbenzene	0.5		0.005	
Toluene	0.5		0.005	
Xylenes (Total)	1.5		0.015	
SVOCs				
Acenaphthene	0.5	USEPA 8270D or similar method*	0.002	USEPA 8270D or similar method*
Acenaphthylene	0.5		0.002	
Anthracene	0.5		0.002	
Benzo(a)anthracene	0.5		NA	
Benzo(a)pyrene	0.5		NA	
Benzo(b)fluoranthene	1.0		0.001	
Benzo(k)fluoranthene	0.5		NA	
Benzo(g,h,i)perylene	0.5		NA	
Chrysene	0.5		0.001	
Dibenzo(a,h)anthracene	0.5		NA	
Fluoranthene	0.5		0.002	
Fluorene	0.5		0.002	
Indeno(1,2,3-cd)pyrene	0.5		NA	
Naphthalene	0.5		0.002	
Phenanthrene	0.5		0.002	
Pyrene	0.5		0.002	
Metals				
Chromium III	2^^	APHA 3500Cr:B or similar method*	NA	APHA 3500Cr:B or similar method*
Chromium VI	2		NA	
Cadmium	0.4	USEPA 6020 or similar method*	NA	USEPA 6020 or similar method*
Copper	1		NA	
Lead	1		NA	
Mercury	0.4		0.001	
Zinc	1		NA	
Petroleum Carbon Ranges				
C6 - C8	5	USEPA 8260B/8015 or similar method*	0.02	USEPA 8260B/8015C or similar method*
C9 - C16	200		0.5	
C17 - C35	500		0.5	

Notes:

NA - Not Applicable

USEPA - United States Environmental Protection Authority

VOCs - Volatile Organic Chemicals

SVOCs - Semi-Volatile Organic Chemicals

^^ - Chromium III is quantified by calculation based on Chromium VI and Total Chromium measured under HOKLAS accredited methods.

* - Alternative testing methods with accreditation by HOKLAS or its Mutual Recognition Arrangement partners are also accepted.

For sampling and laboratory analyses, chain of custody procedure should be included as QA/QC procedure.

All laboratory analyses for soil and groundwater samples should be conducted by a Hong Kong Laboratory Accreditation Scheme (HOKLAS) accredited laboratory. In addition, all laboratory test methods should be accredited by HOKLAS or one of its Mutual Recognition Arrangement partners. In the event that accreditation by HOKLAS on the testing method is not available in Hong Kong for certain parameters, an agreement from Waste Management Section of Water Policy and Science Group / EPD for the proposed method should be obtained before undergoing laboratory testing.

Extra soil samples shall be stored at 0-4 ºC and tested for Toxicity Characteristics Leaching Procedure (TCLP) before submission of RAP if excavation and landfill disposal is identified as the last resort.

If contamination is found and landfill disposal is identified as the last resort to dispose of the contaminated soil. Acceptance of contaminated soil at a landfill requires an approval from EPD. Permission for disposal via an admission ticket system needs to be obtained from the EPD prior to the delivery of contaminated soil to a landfill. Waste for disposal to landfills is required to meet the Landfill Disposal Criteria for Contaminated Soil. Three impacted soil samples shall be conducted for TCLP test to determine whether they comply with the criteria for landfill disposal in accordance with the “Practice Guide for Investigation and Remediation of Contaminated Land” (Practice Guide). The appropriate action at each stage of assessment and remediation is summarised in Table 4.5 of the Practice Guide.

The criteria set primarily in terms of TCLP limits are shown in **Table 4.2**.

Table 4.2: Laboratory Testing Requirements for TCLP Analysis

Parameter	Test Methods*	Detection limit (mg/L)	Landfill Disposal Criteria TCLP Limit (ppm)
Antimony (Sb)	USEPA 1311 and 6020A	2	150
Arsenic (As)		2	50
Barium (Ba)		2	1000
Beryllium (Be)		1	10
Cadmium (Cd)		1	10
Chromium (Cr)		1	50
Copper (Cu)		2	250
Lead (Pb)		3	50
Nickel (Ni)		1.5	250
Selenium (Se)		0.2	1
Silver (Ag)		2	50
Thallium (Ti)		1	50

Parameter	Test Methods*	Detection limit (mg/L)	Landfill Disposal Criteria TCLP Limit (ppm)
Tin (Sn)		2.5	250
Vanadium (V)		4	250
Zinc (Zn)		10	250
Mercury (Hg)		0.2	1

Note: * Equivalent internationally recognized standard methods might also be used.

Appendix D. Testing Previously Conducted within the Project Site

This page left intentionally blank for pagination.

Grid[4]	Boreholes[4,5]	Hotspot (original EIA study)	Tier	Grid/ BCT	Depth of Samples Tested[6] (m)														Parameters Provided				
					0.5	1.5	3.0	4.5	6.0	7.5	9.0	10.5	12.0	13.5	15.0	16.5	18.0	19.5	21.0	Petroleum Carbon Ranges	VOC BTEX[2] only	SVOC PAH only	Heavy Metals[3]	Insufficient Samples for Lab Analysis[7]
1	#BH82			Y	Y	Y	-	-	-	-	-	Y	Y	Y	Y	Y	-	-	-	√	√	√	√	-
	BH83		Y		-	-	-	Δ	-	Δ	-	Δ	Δ	Δ	Δ	Δ	Δ	Δ	-	√	√	-	Arsenic, Cadmium, Copper, Lead and Zinc only	As, Cd, Cu, Pb, Zn: 4.5m, 7.5m, 10.5m and 12m
	BH85		Y		Y	Y	-	Δ	Δ	Δ	Δ	Δ	Δ	Δ	Δ	Δ	Δ	-	Δ	√	-	√	Arsenic, Cadmium, Copper, Lead and Zinc only	Petroleum Carbon Ranges: 3.0m, 10.5m, 12.0m and 13.5m
	BH86		Y		Y	-	-	Δ	Δ	-	-	Δ	Δ	Δ	Δ	Δ	Δ	Δ	Δ	√	-	-	Arsenic, Cadmium, Copper, Lead and Zinc only	-
	TB10	Y			Y 0.4	Y 1.2	Y 1.8	-	-	-	-	-	-	-	-	-	-	-	-	√	√	√	√	-
	TB10a	Y			-	Y 2.6	Y 3.9	-	-	-	-	-	-	-	-	-	-	-	-	√	√	√	√	-
2	BH88		Y		-	-	Δ	Δ	Δ	Y	Y	Y	Y	Δ	Δ	Δ	Δ	-	-	√	-	√	Lead only	Pb: 3.0m, 4.5m, 6.0m, 7.5m, 9.0m, 10.5m and 12.0m PAH: 4.5m and 6.0m Petroleum Carbon Ranges: 21.0m
	BH91		Y		-	-	Y	Y	Y	-	-	-	-	-	-	-	-	-	-	√	-	-	-	-
	BH92		Y		Y	Y	-	-	Δ	Δ	Δ	Δ	Δ	Δ	Δ	Δ	-	-	-	√	-	-	Arsenic, Cadmium, Copper, Lead and Zinc only	-
	BH93		Y		Y	Y	-	Y	-	-	-	-	-	-	-	-	-	-	-	-	-	-	Lead only	-
	BH94		Y		Y	Y	Y	Y	-	-	-	-	-	-	-	-	-	-	-	-	-	-	Lead only	-
	BH95		Y		Y	Y	Y	Y	-	-	-	-	-	-	-	-	-	-	-	-	-	-	Lead only	-
	TB5	Y			Y 1.8	Y 2.5	Y 3.4	-	-	-	-	-	-	-	-	-	-	-	-	√	√	√	√	-
	BH97		Y		Y	Y	Y	Y	-	-	-	-	-	-	-	-	-	-	-	-	-	-	Lead only	-
	#BH99			Y	Y	Y	Y	Y	-	Y	Y	Y	Y	-	Y	-	-	-	-	√	√	√	√	Hg: 3.0m, 4.5m, 7.5m, 9.0m, 10.5m, 12.0m and 15.0m
	TB7	Y			Y 1.5	Y 2.7	Y 3.3	-	-	-	-	-	-	-	-	-	-	-	-	√	√	√	√	-
	TB9	Y			Y 1.0	Y 2.4	Y 3.3	-	-	-	-	-	-	-	-	-	-	-	-	√	√	√	√	-
3	#BH8			Y	Y	Y	Y	Y	-	Y	-	-	-	-	-	-	-	-	-	√	√	√	√	Hg: 4.5m Petroleum Carbon Ranges and BTEX: 4.5m
	BH96		Y		-	Y	Y	Y	-	-	-	-	-	-	-	-	-	-	-	-	-	-	Lead only	-
4	BH1		Y		Y	Y	Y	-	-	Y	-	-	-	-	-	-	-	-	-	-	-	-	Lead only	-
	BH3		Y		Y	Y	Y	-	Δ	-	-	-	-	-	-	-	-	-	-	-	-	-	Copper and Lead only	Cu: 6.0m
	TB23	Y			Y	Y 1.9	Y 3.4	-	-	-	-	-	-	-	-	-	-	-	-	√	√	√	√	-
	BH5		Y		Y	Y	Y	-	Y	-	-	-	-	-	-	-	-	-	-	-	-	-	Lead only	-
	BH7		Y		Y	Y	Y	Y	-	-	-	-	-	-	-	-	-	-	-	-	-	-	Copper and Lead only	-
	BH9		Y		Y	Y	Y	Y	Δ	-	-	-	-	-	-	-	-	-	-	-	-	√	Copper and Lead only	-
	#BH10a			Y	Y	Y	Y	Y	Y	-	-	-	-	-	-	-	-	-	-	√	√	√	√	-
5	BH65		Y		Y	Y	Y	Y	Δ	-	-	-	-	-	-	-	-	-	-	√	√	-	Lead, Mercury and Zinc only	-
	BH69		Y		Y	Y	Y	Y	-	-	-	-	-	-	-	-	-	-	-	-	-	-	Lead and Mercury only	-
	BH70		Y		Y	Y	Y	Y	-	-	-	-	-	-	-	-	-	-	-	-	-	-	Cadmium, Copper, Lead and Zinc only	-
	TB11	Y			Y	Y 2.4	Y 3.8	-	-	-	-	-	-	-	-	-	-	-	-	√	√	√	√	-
	BH71		Y		-	-	Y	Y	-	-	-	-	-	-	-	-	-	-	-	-	-	-	Arsenic, Cadmium, Copper, Lead and Zinc only	-
	BH72		Y		-	-	-	Y	-	-	-	-	-	-	-	-	-	-	-	-	-	-	Arsenic, Cadmium, Copper, Lead and Zinc only	-
	BH73		Y		Δ	Y	Δ	Δ	-	-	-	Δ	-	-	-	-	-	-	-	√	-	-	Arsenic, Cadmium, Copper, Lead and Zinc only	-
	BH74		Y		Δ	Y	-	Δ	-	-	-	-	-	-	-	-	-	-	-	√	√	-	Cadmium, Copper, Lead and Zinc only	-

Grid[4]	Boreholes[4,5]	Hotspot (original EIA study)	Tier	Grid/ BCT	Depth of Samples Tested[6] (m)															Parameters Provided				
					0.5	1.5	3.0	4.5	6.0	7.5	9.0	10.5	12.0	13.5	15.0	16.5	18.0	19.5	21.0	Petroleum Carbon Ranges	VOC BTEX[2] only	SVOC PAH only	Heavy Metals[3]	Insufficient Samples for Lab Analysis[7]
	BH76		Y		Y	Y	Y	Y	-	-	-	-	-	-	-	-	-	-	-	-	-	-	Arsenic, Cadmium, Copper, Lead and Zinc only	-
	BH77		Y		-	Y	Y	Y	-	-	-	-	-	-	-	-	-	-	-	-	-	-	Arsenic, Cadmium, Copper, Lead and Zinc only	-
	#BH78			Y	-	Y	Y	Y	-	-	Y	Y	Y	Y	-	-	-	-	-	√	√	√	√	PAH and all heavy metals except Hg: 4.5m
	TB28	Y			Y 0.4	Y 2.1	Y 3.6	-	-	-	-	-	-	-	-	-	-	-	-	√	√	√	√	-
	BH79		Y		-	-	-	Y	-	-	-	-	-	-	-	-	-	-	-	-	-	-	Arsenic, Cadmium, Copper, Lead and Zinc only	-
	*BH80		Y		-	-	-	-	-	-	-	-	-	-	-	-	-	-	-	-	-	-	-	-
	BH84		Y		-	-	-	Y	Y	Y	Y	Y	Y	Δ	Δ	Δ	-	Δ	-	√	-	-	Arsenic, Cadmium, Copper, Lead and Zinc only	As, Cd, Cu, Pb, Zn: 4.5m, 6.0m, 7.5m, 9.0m, 10.5m and 12.0m
	BH53		Y		Y	Y	-	-	-	-	-	-	-	-	-	-	-	-	-	-	-	-	Cadmium, Copper, Lead and Zinc only	-
	*BH55		Y		-	-	-	-	-	-	-	-	-	-	-	-	-	-	-	-	-	-	-	-
	BH56		Y		-	-	-	Y	-	-	-	-	-	-	-	-	-	-	-	-	-	-	Arsenic, Copper, Lead and Zinc only	-
	BH57		Y		Δ	Δ	Y	Y	-	-	-	-	-	-	-	-	-	-	-	-	-	-	Arsenic, Copper, Lead and Zinc only	As, Cu, Zn: 0.5m
	TB4	Y			Y	Y 2.7	Y 3.9	-	-	-	-	-	-	-	-	-	-	-	-	√	√	√	√	-
	BH58		Y		Y	Y	Y	Y	Y	Y	-	-	-	-	-	-	-	-	-	-	-	-	Arsenic, Copper, Lead and Zinc only	-
	BH59		Y		Y	Y	Y	Y	-	-	-	-	-	-	-	-	-	-	-	-	-	-	Arsenic, Copper, Lead and Zinc only	-
	BH61		Y		-	Y	Y	Y	Δ	-	Δ	Δ	Δ	Δ	Δ	Δ	-	-	-	-	-	√	Arsenic, Copper, Lead and Zinc only	-
6	BH75		Y		-	Y	Y	Y	Y	Y	Δ	Δ	Δ	-	Δ	-	-	-	-	-	-	√	Arsenic, Cadmium, Copper, Lead and Zinc only	PAH, As, Cd, Cu, Pb and Zn: 3.0m and 7.5m
	#BH81			Y	Y	Y	Y	Y	Y	Y	Y	Y	Y	-	-	-	-	-	-	√	√	√	√	-
	BH89		Y		Y	Y	Y	Y	-	-	-	-	-	-	-	-	-	-	-	-	-	-	Lead only	-
	BH90		Y		Y	Y	Y	Y	Y	Y	Y	Y	Y	-	-	-	-	-	-	-	-	√	-	-
	TB8	Y			Y 1.1	Y 2.6	Y 3.1	-	-	-	-	-	-	-	-	-	-	-	-	√	√	√	√	-
	BH100		Y		-	Y	-	-	-	-	-	-	-	-	-	-	-	-	-	-	-	-	Lead only	-
	TB6	Y			Y 0.6	Y 2.2	Y 3.3	-	-	-	-	-	-	-	-	-	-	-	-	√	√	√	√	-
	BH31		Y		Y	Y	-	-	-	-	-	-	-	-	-	-	-	-	-	-	-	-	Lead only	-
	#BH32			Y	-	-	-	-	-	-	Y	-	-	-	-	-	-	-	-	√	√	√	√	-
7	BH33		Y		-	-	-	Δ	Δ	Δ	Δ	Δ	Δ	-	-	-	-	-	-	√	√	-	Cadmium, Copper, Lead, Mercury and Zinc only	-
	BH37		Y		-	-	-	Δ	-	-	-	-	-	-	-	-	-	-	-	-	-	-	Lead only	-
	BH10		Y		Y	Y	Y	Δ	-	-	-	-	-	-	-	-	-	-	-	-	-	√	Copper and Lead only	-
	TB27	Y			Y	Y 2.0	Y 3.4	-	-	-	-	-	-	-	-	-	-	-	-	√	√	√	√	-
8	BH11		Y		Y	Y	Y	Y	Δ	-	-	-	-	-	-	-	-	-	-	√	-	√	Copper and Lead only	-
	BH15		Y		Y	Y	Y	Y	-	-	-	-	-	-	-	-	-	-	-	-	-	√	Copper and Lead only	-
	BH16		Y		Y	Y	Δ	Δ	-	-	-	-	-	-	-	-	-	-	-	√	√	√	Copper, Lead and Mercury only	Cu and Pb: 0.5m
	BH30		Y		Y	Y	-	-	-	-	-	-	-	-	-	-	-	-	-	-	-	-	Lead only	-
	BH54		Y		-	-	-	-	-	-	-	-	Y	-	-	-	-	-	-	√	√	-	Mercury only	-
	BH62		Y		Y	Y	Y	-	Y	-	-	-	-	-	-	-	-	-	-	-	-	-	Lead, Mercury and Zinc only	-
	BH63		Y		Y	Y	Y	-	Y	-	-	-	-	-	-	-	-	-	-	-	-	-	Lead, Mercury and Zinc only	-
9	BH64		Y		Y	Y	Y	Y	-	-	-	-	-	-	-	-	-	-	-	-	-	-	Lead, Mercury and Zinc only	-
	TB13	Y			Y	Y	Y	-	-	-	-	-	-	-	-	-	-	-	-	√	√	√	√	-
	BH66		Y		Y	-	-	-	-	-	-	-	-	-	-	-	-	-	-	-	-	-	Lead, Mercury and Zinc only	-
	#BH68			Y	-	Y	Y	-	Y	Y	Y	Y	Y	Y	Y	-	-	-	-	√	√	√	√	Hg, Petroleum Carbon Ranges and BTEX: 7.5m, 9.0m, 10.5m, 12.0m, 13.5m and 15.0m
10	BH47		Y		Y	Y	Y	Y	Y	-	-	-	-	-	-	-	-	-	-	-	-	-	Copper, Lead, Mercury and Zinc only	-
	BH48		Y		Y	Y	Y	Y	Δ	-	-	-	-	-	-	-	-	-	-	-	-	-	Arsenic, Copper, Lead, Mercury and Zinc only	-
	#BH49			Y	Y	-	Y	-	Y	Δ	-	Y	Y	-	-	-	-	-	-	√	√	√	√	Hg: 3.0m, 7.5m, 10.5m and 12.0m Petroleum Carbon Ranges and BTEX: 3.0m, 10.5m and 12.0m
	BH50		Y		Y	Y	-	-	Y	-	-	-	-	-	-	-	-	-	-	-	-	-	Cadmium, Copper, Lead and Zinc only	-
	BH51		Y		-	-	Y	Y	Y	-	Y	Y	Y	-	-	-	-	-	-	-	-	-	Cadmium, Copper, Lead and Zinc only	-
	BH52		Y		Y	Y	-	-	-	-	-	-	-	-	-	-	-	-	-	-	-	-	Cadmium, Copper, Lead and Zinc only	-
	TB3	Y			-	Y 2.5	Y 3.8	-	-	-	-	-	-	-	-	-	-	-	-	√	√	√	√	-

Grid[4]	Boreholes[4,5]	Hotspot (original EIA study)	Tier	Grid/ BCT	Depth of Samples Tested[6] (m)														Parameters Provided				
					0.5	1.5	3.0	4.5	6.0	7.5	9.0	10.5	12.0	13.5	15.0	16.5	18.0	19.5	21.0	Petroleum Carbon Ranges	VOC BTEX[2] only	SVOC PAH only	Heavy Metals[3]	Insufficient Samples for Lab Analysis[7]
	TB12	Y			Y	Y 2.5	Y 3.5	-	-	-	-	-	-	-	-	-	-	-	-	√	√	√	√	-
11	BH170			Y	Y	Y	Y	Y	Y	Y	Y	Y	Y	-	-	-	-	-	-	√	√	√	√	-
12	BH172			Y	Y	Y	Y	Y	Y	Y	Y	Y	Y	-	-	-	-	-	-	√	√	√	√	-
13	BH171			Y	-	-	Y	Y	Y	Y	Y	-	Y	-	-	-	-	-	-	√	√	√	√	-
14	BH173			Y	Y	-	-	Y	Y	Y	Y	Y	Y	-	-	-	-	-	-	√	√	√	√	-
15	BH135		Y		Δ	Y	Y	Δ	-	-	-	-	-	-	-	-	-	-	-	-	-	-	Arsenic, Barium, Cadmium, Cobalt, Chromium, Copper, Molybdenum, Nickel, Tin, Lead and Zinc only	Ba, Co, Cr, Mo, Ni and Sn: 0.5m and 4.5m
	BH136		Y		Y	Y	Y	Y	-	-	-	-	-	-	-	-	-	-	-	-	-	-	Copper, Lead and Zinc only	-
	BH137		Y		Y	Y	-	Y	-	Δ	Δ	Δ	Δ	Δ	Δ	-	-	-	-	-	-	-	Copper, Lead and Zinc only	Zn: 0.5m
	BH142		Y		Y	Y	Y	Y	Y	Y	Y	-	-	-	-	-	-	-	-	-	-	-	Lead only	Pb: 3.0m, 4.5m, 6.0m
	#BH143			Y	Y	Y	Y	Y	Δ	-	Δ	Y	Y	-	Y	-	-	-	-	√	√	√	√	Hg, Petroleum Carbon Ranges and BTEX: 0.5m, 1.5m, 3.0m, 4.5m, 10.5m, 12.0m and 15.0m Hg: 6.0m
	BH144		Y		Y	Y	Y	Y	-	-	-	-	-	-	-	-	-	-	-	-	-	-	Copper, Lead and Zinc only	-
	BH145		Y		Y	-	-	-	-	-	-	-	-	-	-	-	-	-	-	-	-	-	Lead only	-
	BH150		Y		Y	Y	Δ	-	-	Δ	Δ	Δ	Δ	Δ	-	-	-	-	-	-	-	√	Arsenic, Copper, Lead, Mercury and Zinc only	-
	TB16	Y			Y 0.8	Y 2.3	Y 3.6	-	-	-	-	-	-	-	-	-	-	-	-	√	√	√	√	-
	TB30	Y			Y 0.6	Y 2.4	Y 3.5	-	-	-	-	-	-	-	-	-	-	-	-	√	√	√	√	-
16	BH146		Y		Y	Y	Δ	Δ	Δ	Δ	-	Δ	-	Δ	Δ	-	-	-	-	-	-	√	Arsenic, Copper, Lead, Mercury and Zinc only	Cu and Pb: 3.0m, 4.5m, 6.0m, 7.5m and 10.5m
	BH147		Y		Y	Y	-	Δ	Δ	Δ	Δ	Δ	Δ	Δ	Δ	-	-	-	-	-	-	√	Arsenic, Copper, Lead, Mercury and Zinc only	-
	#BH148			Y	Y	-	-	Y	Y	Y	Y	-	Y	Y	Y	-	-	-	-	√	√	√	√	Hg, Petroleum Carbon Ranges and BTEX: 0.5m and 6.0m
	BH149		Y		Y	Y	Δ	Δ	Δ	Δ	Δ	Δ	-	Δ	-	-	-	-	-	-	-	√	Arsenic, Copper, Lead, Mercury and Zinc only	Cu, Pb and Zn: 3.0m, 4.5m, 6.0m, 7.5m, 9.0m and 10.5m
	BH177		Y		-	Y	-	-	Δ	Δ	Δ	Δ	Δ	Δ	-	-	-	-	-	-	-	√	Arsenic, Copper, Lead, Mercury and Zinc only	-
	TB15	Y			Y 0.4	Y 2.3	Y 3.5	-	-	-	-	-	-	-	-	-	-	-	-	√	√	√	√	-
17	BH126		Y		Y	Y	Y	-	-	-	-	-	-	-	-	-	-	-	-	-	-	-	Lead and Mercury only	-
	BH128		Y		Y	Y	Y	-	-	-	-	-	-	-	-	-	-	-	-	-	-	-	Lead and Mercury only	-
	BH129		Y		Y	Y	Y	-	Y	-	-	-	-	-	-	-	-	-	-	-	-	-	Lead and Mercury only	-
	BH130		Y		Y	Y	Y	Y	Y	Y	-	-	-	-	-	-	-	-	-	-	-	-	Lead and Mercury only	-
	TB19	Y			Y 0.6	Y 2.3	Y 3.5	-	-	-	-	-	-	-	-	-	-	-	-	√	√	√	√	-
	BH131		Y		Y	Y	Y	Y	Y	-	-	-	-	-	-	-	-	-	-	-	-	-	Lead and Mercury only	-
	BH132		Y		-	-	Y	Y	Y	-	-	-	-	-	-	-	-	-	-	-	-	-	Lead and Mercury only	-
	#BH134			Y	-	Y	Y	Y	-	Y	Y	Y	Y	Y	-	Y	-	-	-	√	√	√	√	Hg, Petroleum Carbon Ranges and BTEX: 7.5m, 9.0m, 10.5m, 12.0m and 13.5m
	BH139		Y		Y	Y	-	-	-	-	-	-	-	-	-	-	-	-	-	-	-	-	Lead and Mercury only	-
	TB17	Y			Y 0.4	Y 2.3	Y	-	-	-	-	-	-	-	-	-	-	-	-	√	√	√	√	-
18	BH116		Y		Y	Y	Y	Y	Y	Y	-	-	-	-	-	-	-	-	-	-	-	-	Copper, Lead, Mercury and Zinc only	-
	BH117		Y		Y	Y	Y	Y	Y	Y	-	Y	-	-	-	-	-	-	-	-	-	-	Copper, Lead, Mercury and Zinc only	-
	BH117a		Y		Y	Y	Y	Δ	-	-	-	-	-	-	-	-	-	-	-	-	-	-	Copper, Mercury, Lead and Zinc only	Cu, Zn and Hg: 4.5m
	TB29	Y			Y	Y 1.0 1.3 2.0	Y	-	-	-	-	-	-	-	-	-	-	-	-	√	√	√	√	-
	BH118		Y		Y	-	Y	Y	-	-	-	-	-	-	-	-	-	-	-	-	-	-	Copper, Lead, Mercury and Zinc only	-
	BH119		Y		-	-	-	Y	-	-	-	-	-	-	-	-	-	-	-	-	-	-	Copper, Lead, Mercury and Zinc only	Cu, Pb, Hg and Zn: 4.5m
	BH120		Y		Y	Y	Y	Y	Y	Y	Y	Y	Y	-	-	-	-	-	-	-	-	-	Lead only	Pb: 3.0m, 4.5m, 7.5m and 9.0m
	BH121		Y		Y	Y	Y	Y	Y	Y	Y	Y	Y	-	-	-	-	-	-	-	-	-	Lead only	Pb: 3.0m and 7.5m
	BH122		Y		Y	Y	Y	-	-	-	-	-	-	-	-	-	-	-	-	-	-	-	Lead only	-
	TB18	Y			Y 1.0	Y 2.4	Y 3.8	-	-	-	-	-	-	-	-	-	-	-	-	√	√	√	√	-

Grid[4]	Boreholes[4,5]	Hotspot (original EIA study)	Tier	Grid/ BCT	Depth of Samples Tested[6] (m)															Parameters Provided				
					0.5	1.5	3.0	4.5	6.0	7.5	9.0	10.5	12.0	13.5	15.0	16.5	18.0	19.5	21.0	Petroleum Carbon Ranges	VOC BTEX[2] only	SVOC PAH only	Heavy Metals[3]	Insufficient Samples for Lab Analysis[7]
	BH123		Y		Y	-	Y	-	-	-	-	-	-	-	-	-	-	-	-	-	-	-	Lead only	-
	BH124		Y		Y	Y	Y	-	-	-	-	-	Δ	-	-	-	-	-	-	-	-	-	Lead only	-
	#BH125			Y	Y	Y	Y	Y	-	-	-	-	Y	Y	Y	Y	-	-	-	√	√	√	√	Hg: 16.5m
19	#BH179			Y	-	Y	-	Y	Y	Y	Y	Y	-	-	-	-	-	-	-	√	√	√	√	-
	BH108		Y		Y	Y	Y	Δ	-	Δ	-	Δ	-	Δ	-	-	-	-	-	√	√	√	Arsenic, Cadmium, Copper, Lead, Mercury and Zinc only	Petroleum Carbon Ranges: 3.0m, 7.5m and 10.5m
	BH109		Y		Δ	Y	Y	-	-	Δ	Δ	-	Δ	Δ	Δ	-	-	-	-	√	√	√	Arsenic, Cadmium, Copper, Lead, Mercury and Zinc only	Petroleum Carbon Ranges: 0.5m, 7.5m and 9.0m
	#BH110			Y	Y	Y	Y	Y	Δ	Δ	-	Y	Y	Y	Y	-	-	-	-	√	√	√	√	Hg and Petroleum Carbon Ranges: 1.5m and 4.5m
20	BH111		Y		Y	-	Y	Y	Y	Y	Y	-	Y	Δ	-	-	-	-	-	√	-	√	Arsenic, Cadmium, Copper, Lead, Mercury and Zinc only	As, Cd, Cu, Pb, Zn, Hg: 4.5m, 6.0m, 7.5m, 9.0m and 12.0m Petroleum Carbon Ranges and PAH: 4.5m, 6.0m, 7.5m and 9.0m
	BH112		Y		Δ	Δ	Δ	Δ	Δ	Δ	Δ	Y	Δ	Δ	Δ	-	-	-	-	√	-	√	Arsenic, Copper, Lead, Mercury and Zinc only	As, Cu, Pb, Hg and Zn: 10.5m
	BH113		Y		-	-	-	-	-	-	-	-	-	-	Δ	Δ	-	-	-	√	-	√	-	-
	BH114		Y		Y	Y	Y	Δ	Δ	Δ	Δ	-	-	Δ	-	-	-	-	-	√	-	√	Arsenic, Copper, Lead, Mercury and Zinc only	-
	BH115		Y		Y	Y	Y	Y	Δ	Δ	Δ	Δ	Δ	Δ	Δ	-	-	-	-	√	-	√	Arsenic, Copper, Lead, Mercury and Zinc only	-
	TB20	Y			Y 0.3	Y	Y 3.2	-	-	-	-	-	-	-	-	-	-	-	-	√	√	√	√	-
21	#BH178			Y	Y	Y	Y	Y	-	Y	Y	Y	-	-	-	-	-	-	-	√	√	√	√	-
22	BH151		Y		Y	Y	-	Δ	Δ	Δ	Δ	Δ	Δ	Δ	-	-	-	-	-	-	-	√	Arsenic, Copper, Lead, Mercury and Zinc only	As, Cu, Pb, Zn, Hg: 4.5m, 6.0m, 7.5m, 9.0m and 12.0m
	BH161			Y	Y	Y	Y	Y	Y	Y	Y	Y	-	-	-	-	-	-	-	√	√	√	√	Hg, Petroleum Carbon Ranges and BTEX: 4.5m
23	BH165			Y	Y	Y	Y	Δ	-	Y	Y	Y	Y	Δ	-	Δ	-	-	-	√	√	√	√	-
24	BH167			Y	Y	Y	-	Y	Y	Y	-	Y	-	-	Δ	Δ	-	-	-	√	√	√	√	Hg: 10.5m Petroleum Carbon Ranges and BTEX: 6.0m and 10.5m
25	BH104		Y		Y	Y	Y	Y	Δ	Y	Δ	Δ	Y	-	Δ	-	-	-	-	-	-	√	Lead and Mercury only	Pb: 6.0m, 7.5m, 9.0m, 10.5m and 12.0m Hg and PAH: 7.5m and 12.0m
	BH105		Y		Y	Y	Y	-	Δ	Δ	Δ	Δ	Δ	-	-	-	-	-	-	-	-	√	Lead and Mercury only	-
	BH169			Y	Y	Y	Y	Y	-	-	Y	Y	Y	Δ	-	Δ	-	-	-	√	√	√	√	Hg, Petroleum Carbon Ranges and BTEX: 3.0m, 4.5m, 9.0m, 10.5m and 12.0m
26	BH38		Y		-	Δ	Δ	Y	-	Δ	-	Δ	-	Δ	-	-	-	-	-	√	√	-	Arsenic, Cadmium, Copper, Lead, Mercury and Zinc only	Cd, Cu, Pb, Zn and Hg: 3.0m As: 3.0m and 7.5m
	BH40		Y		Y	Y	Y	-	-	-	Y	-	-	-	-	-	-	-	-	-	-	-	Arsenic, Copper, Lead and Zinc only	-
	BH41		Y		Y	Y	Y	Y	-	Y	-	-	-	-	-	-	-	-	-	-	-	-	Arsenic, Copper, Lead and Zinc only	-
	BH42		Y		-	Y	-	-	-	-	-	-	-	-	-	-	-	-	-	-	-	-	Arsenic, Copper, Lead and Zinc only	-
	BH44		Y		Y	Δ	Δ	Δ	Δ	-	-	-	-	-	-	-	-	-	-	√	√	-	Copper, Lead, Mercury and Zinc only	PAH and all heavy metals except Hg: 1.5m
	BH46		Y		Y	Y	Y	-	Y	-	-	-	-	-	-	-	-	-	-	-	-	-	Arsenic, Copper, Lead, Mercury and Zinc only	As: 1.5m, 3.0m, 4.5m and 6.0m
	BH154			Y	Y	Y	-	Y	Y	-	-	-	-	-	-	-	-	-	-	√	√	√	√	PAH and all heavy metals except Hg: 6.0m
	TB2	Y			Y	Y	Y	-	-	-	-	-	-	-	-	-	-	-	-	√	√	√	√	-
27	BH156			Y	Y	Y	Y	Y	Y	Y	Y	Y	Y	-	-	-	-	-	-	√	√	√	√	-
	TB14	Y			Y 0.4	Y 2.5	Y 3.5	-	-	-	-	-	-	-	-	-	-	-	-	√	√	√	√	-
	BH153		Y		-	Y	Y	Y	Y	Y	Δ	-	Δ	Δ	-	-	-	-	-	-	-	-	Copper, Lead and Mercury only	Pb and Hg: 9.0m, 12.0m and 13.5m
	TB24	Y			Y 1.2	Y 2.0	Y 3.0	Y 4.0	-	-	-	-	-	-	-	-	-	-	-	√	√	√	√	-
28	BH158			Y	Y	Y	Y	Y	Y	Y	Y	Y	Y	-	-	-	-	-	-	√	√	√	√	-
29	BH162			Y	Y	Y	Y	Y	Y	Y	-	Y	Y	-	Δ	-	-	-	-	√	√	√	√	-
30	BH164			Y	Y	Y	Y	Y	-	Y	-	Y	-	-	-	-	-	-	-	√	√	√	√	Hg, Petroleum Carbon Ranges and BTEX: 7.5m
31	BH166			Y	Y	Y	Y	Y	-	-	Y	-	-	-	-	-	-	-	-	√	√	√	√	-

Grid[4]	Boreholes[4,5]	Hotspot (original EIA study)	Tier	Grid/ BCT	Depth of Samples Tested[6] (m)														Parameters Provided				
					0.5	1.5	3.0	4.5	6.0	7.5	9.0	10.5	12.0	13.5	15.0	16.5	18.0	19.5	21.0	Petroleum Carbon Ranges	VOC BTEX[2] only	SVOC PAH only	Heavy Metals[3]	Insufficient Samples for Lab Analysis[7]
32	(BH101 TB25)	Y	Y		Δ	Δ	Δ	Y	Y	-	Δ	-	Δ	Δ	-	-	-	-	-	-	-	√	Lead and Mercury only	Pb and Hg: 4.5m and 6.0m PAH: 4.5m
					Y 0.9	Y 1.6	Y 2.9	Y 3.9	-	-	-	-	-	-	-	-	-	-	-	√	√	√	√	-
	BH102		Y		Y	Y	Y	-	-	-	-	Δ	-	-	-	-	-	-	-	-	-	√	Cadmium, Copper, Zinc, Arsenic, Lead and Mercury only	Cd, Cu, Zn and As: 1.5m and 3.0m
	BH103		Y		Y	Y	Y	Y	-	Y	Y	-	-	-	-	-	-	-	-	-	-	√	Lead and Mercury only	Pb: 3.0m, 7.5m, 9.0m and 10.5m Hg: 0.5m, 3.0m, 7.5m and 9.0m PAH: 3.0m
	BH106		Y		Y	Y	Y	Y	Δ	-	-	Δ	Δ	-	-	-	-	-	-	-	-	√	Lead and Mercury only	-
	BH107		Y		Y	Y	-	Y	Δ	Δ	Δ	-	-	-	Δ	-	-	-	-	-	-	√	Lead and Mercury only	-
	BH168			Y	Y	Y	Y	Y	-	Y	-	-	-	-	-	-	-	-	-	√	√	√	√	-
33	BH36		Y		Y	Y	Y	Y	Δ	Δ	Δ	Δ	-	-	-	-	-	-	-	√	-	-	Cadmium, Copper, Lead, Mercury and Zinc only	-
	BH155			Y	Y	Y	Y	Y	Y	-	-	-	-	-	-	-	-	-	-	√	√	√	√	-
34	BH157			Y	Y	Y	Y	Y	Y	-	-	-	-	-	-	-	-	-	-	√	√	√	√	-
	BH174		Y		Y	Y	Δ	Δ	Δ	Δ	Δ	-	-	-	-	-	-	-	-	-	-	-	Copper, Lead and Mercury only	-
	BH175		Y		Y	Y	-	Y	-	-	-	-	-	-	-	-	-	-	-	-	-	-	Copper, Lead and Mercury only	-
	BH176		Y		Y	Y	Y	-	Δ	-	Δ	-	-	-	-	-	-	-	-	-	-	-	Copper, Lead and Mercury only	-
35	BH159			Y	Y	Y	Y	Y	Y	-	-	-	-	-	-	-	-	-	-	√	√	√	√	-
36	BH160			Y	Y	Y	Y	-	Y	-	Y	-	-	-	-	-	-	-	-	√	√	√	√	-
37	BH163			Y	Y	Y	Y	Y	-	Y	-	-	-	-	-	-	-	-	-	√	√	√	√	-
A	BH39		Y		Y	Y	Y	-	-	-	-	-	-	-	-	-	-	-	-	-	-	-	Arsenic, Copper, Lead and Zinc only	-
	BH43		Y		Δ	Δ	Δ	Δ	-	-	-	-	-	-	-	-	-	-	-	√	√	-	Arsenic, Copper, Lead and Zinc only	-
	BH45		Y		-	-	Y	Y	-	-	-	-	-	-	-	-	-	-	-	-	-	-	Copper, Lead, Mercury and Zinc only	-
B	#BH152			Y	Y	Y	Y	Y	-	Y	Y	Y	Y	Y	-	-	-	-	-	√	√	√	√	-
C	#BH133			Y	Y	Y	Y	-	Y	-	Y	Y	Y	Y	-	-	-	-	-	√	√	√	√	-
D	BH22		Y		Y	Y	Y	Δ	Δ	-	-	-	-	-	-	-	-	-	-	√	√	-	Copper, Lead, Mercury and Zinc only	Hg and Petroleum Carbon Ranges: 3.0m, 4.5m and 6.0m
	BH24		Y		Y	Y	-	Y	Y	-	-	-	-	-	-	-	-	-	-	√	-	-	√	Petroleum Carbon Ranges: 0.5m
	BH25		Y		-	-	-	Δ	Δ	Δ	-	-	-	-	-	-	-	-	-	√	-	√	Cadmium, Copper, Lead, Mercury and Zinc only	Pb, Zn and Petroleum Carbon Ranges: 6.0m and 7.5m
	(BH27 TB21)	Y	Y		Y	Y	Y	Y	Δ	-	Δ	-	-	-	-	-	-	-	-	√	-	√	Copper, Lead, Zinc and Mercury only	Cu, As and Hg: 6.0m
					Y	Y 2.4	Y 3.5	Y 4.9	-	-	-	-	-	-	-	-	-	-	-	√	√	√	√	-
	#BH27a			Y	Y	Y	Y	Y	Y	Y	-	-	-	-	-	-	-	-	-	√	√	√	√	-
	(BH34 TB1)	Y	Y		Y	Y	Y	Y	-	Y	-	-	-	-	-	-	-	-	-	√	-	-	Cadmium, Copper, Lead, Mercury and Zinc only	-
					Y 0.3	Y 1.3	Y 2.5	-	-	-	-	-	-	-	-	-	-	-	-	√	√	√	√	-
	TB22	Y			Y	Y 1.8	Y 2.9	-	-	-	-	-	-	-	-	-	-	-	-	√	√	√	√	-
	TB26	Y			Y 0.8	Y 1.8	Y 2.7	Y 3.4	-	-	-	-	-	-	-	-	-	-	-	√	√	√	√	-

Remarks: 1. √ = Parameters selected for the specific sampling borehole.

Y = Analysis carried out for all selected parameters. (If there is insufficient sample for analysis, the analysis is still regarded as "Y - carried out" and shown in "Insufficient Samples for Lab Analysis" column.)

Δ = Analysis carried out only for Petroleum Carbon Ranges, PAH, BTEX and/or Heavy Metals.

= Borehole for comprehensive testing (BCT).

* = No information available / sample obtained was insufficient to conduct analysis.

2. BTEX include Benzene, Ethylbenzene, Toulene and Xylenes.
3. Heavy metals include Arsenic, Barium, Cadmium, Chromium, Cobalt, Copper, Lead, Molybdenum, Nickel, Tin and Zinc.
4. Please refer to **Figure 2.1 and Figure 2.2** for grid and borehole locations respectively.
5. ( ) Bracketed boreholes are located at the same position.
6. Actual sample depth is stated where it varies from the set depth.
7. Insufficient samples for specified depth of samples test. (e.g. For Petroleum Carbon Ranges testing of BH85, insufficient samples are found for depths of 3.0m, 10.5m and 12.0m.)

Appendix E. Laboratory Analytical Results for Previous SI

1. “Kennedy Town Comprehensive Development Area -Testing Results (RBRGs) for Original EIA Boreholes”

2. “Kennedy Town Comprehensive Development Area - Testing Results (RBRGs)”

   The following notations are used:
   - NS: No sample collected/recovered.
   - IS: Insufficient sample for laboratory analysis.
   - DL: Below detection limit.
   - FA: Further analysis may be performed if required.

This page left intentionally blank for pagination.

Chemical		Risk-based Remediation Goals for Soil				Depth (m below ground level)								
		Urban Residential	Rural Residential	Industrial	Public Parks	0.4	1.2	1.8						
		(mg/kg)	(mg/kg)	(mg/kg)	(mg/kg)	Grid 1 - TB10								
Metals														
Arsenic	As	22.1	21.8	196	**73.5**	8.1	52	0.7						
Barium	Ba	10,000	10,000	10,000	**10,000**									
Cadmium	Cd	73.8	72.8	653	**245**	16.6	140	0.33						
Cobalt	Co	1,480	1,460	10,000	**4,900**									
Chromium (III)	Cr(III)	10,000	10,000	10,000	**10,000**	136	118	11						
Chromium (VI)	Cr(VI)	221	218	1,960	**735**									
Copper	Cu	2,950	2,910	10,000	**9,790**	230	717	9.5						
Molybdenum	Mo	369	364	3,260	**1,220**									
Nickel	Ni	1,480	1,460	10,000	**4,900**	38.6	31.7	4.12						
Lead	**Pb**	258	255	2,290	**857**	**2744**	**10310**	117						
Tin	Sn	10,000	10,000	10,000	**10,000**									
Zinc	**Zn**	10,000	10,000	10,000	**10,000**	2545	**30510**	63.4						
Mercury	Hg	11	6.52	**38.40**	45.60	0.53	0.31	0.02						
SVOCs (PAH)														
Naphthalene		182	85.6	**453**	914	<0.5	<0.5	<0.5						
Acenaphthylene		2,340	1,510	10,000	**10,000**	<0.5	<0.5	<0.5						
Acenaphthene		3,510	3,280	10,000	**10,000**	<0.5	<0.5	<0.5						
Fluorene		2,380	2,250	10,000	**7,450**	<0.5	<0.5	<0.5						
Phenanthrene		10,000	10,000	10,000	**10,000**	<0.5	<0.5	<0.5						
Anthracene		10,000	10,000	10,000	**10,000**	<0.5	<0.5	<0.5						
Fluoranthene		2,400	2,270	10,000	**7,620**	<0.5	<0.5	<0.5						
Pyrene		1,800	1,710	10,000	**5,720**	<0.5	<0.5	<0.5						
Chrysene		871	919	**1,140**	1,540	<0.5	<0.5	<0.5						
Benzo(a)anthracene		12.0	11.4	91.8	**38.3**	<0.5	<0.5	<0.5						
Benzo(b)fluoranthene		9.88	10.1	**17.8**	20.4	<1	<1	<1						
Benzo(k)fluoranthene		120	114	918	**383**									
Dibenzo(a,h)anthracene		1.20	1.14	9.18	**3.83**	<0.5	<0.5	<0.5						
Indeno(1,2,3-cd)pyrene		12	11.4	91.8	**38.3**	<0.5	<0.5	<0.5						
Benzo(g,h,i)perylene		1,800	1,710	10,000	**5,740**	<0.5	<0.5	<0.5						
Benzo(a)pyrene		1.20	1.14	9.18	**3.83**	<0.5	<0.5	<0.5						
Petroleum Carbon Ranges (PCR/TPH)														
C6 - C8		1,410	545	10,000	**10,000**	<1072	<252	<252						
C9 - C16		2,240	1,330	10,000	**10,000**									
C17 - C35		10,000	10,000	10,000	**10,000**									
VOCs														
Benzene		0.704	0.279	**9.210**	42.2	<0.2	<0.2	<0.2						
Toluene		1,440	705	10,000	**10,000**	<0.2	<0.2	<0.2						
Ethylbenzene		709	298	**8,240**	10,000	<0.2	<0.2	<0.2						
Xylenes (Total)		95	36.8	**1,230**	10,000	<0.6	<0.6	<0.6						
BTEX														
BTEX		-	-	-	-									

Chemical		Risk-based Remediation Goals for Soil				Depth (m below ground level)								
		Urban Residential	Rural Residential	Industrial	Public Parks		2.6	3.9						
		(mg/kg)	(mg/kg)	(mg/kg)	(mg/kg)	Grid 1 - TB10A								
Metals														
Arsenic	As	22.1	**21.8**	196	**73.5**		6.5	8.4						
Barium	Ba	10,000	**10,000**	10,000	**10,000**									
Cadmium	Cd	73.8	**72.8**	653	**245**		0.23	0.03						
Cobalt	Co	1,480	**1,460**	10,000	**4,900**									
Chromium (III)	Cr(III)	10,000	**10,000**	10,000	**10,000**		6.21	8.1						
Chromium (VI)	Cr(VI)	221	**218**	1,960	**735**									
Copper	Cu	2,950	**2,910**	10,000	**9,790**		13.9	5.82						
Molybdenum	Mo	369	**364**	3,260	**1,220**									
Nickel	Ni	1,480	**1,460**	10,000	**4,900**		3.22	1.96						
Lead	Pb	258	**255**	2,290	**857**		40.3	73.4						
Tin	Sn	10,000	**10,000**	10,000	**10,000**									
Zinc	Zn	10,000	**10,000**	10,000	**10,000**		65.2	45.7						
Mercury	Hg	11	**6.52**	**38.40**	45.60		0.31	0.32						
SVOCs (PAH)														
Naphthalene		182	**85.6**	**453**	914		<0.5	<0.5						
Acenaphthylene		2,340	**1,510**	10,000	**10,000**		<0.5	<0.5						
Acenaphthene		3,510	**3,280**	10,000	**10,000**		<0.5	<0.5						
Fluorene		2,380	**2,250**	10,000	**7,450**		<0.5	<0.5						
Phenanthrene		10,000	**10,000**	10,000	**10,000**		<0.5	<0.5						
Anthracene		10,000	**10,000**	10,000	**10,000**		<0.5	<0.5						
Fluoranthene		2,400	**2,270**	10,000	**7,620**		<0.5	<0.5						
Pyrene		1,800	**1,710**	10,000	**5,720**		<0.5	<0.5						
Chrysene		**871**	919	**1,140**	1,540		<0.5	<0.5						
Benzo(a)anthracene		12.0	**11.4**	91.8	**38.3**		<0.5	<0.5						
Benzo(b)fluoranthene		**9.88**	10.1	**17.8**	20.4		<1	<1						
Benzo(k)fluoranthene		120	**114**	918	**383**									
Dibenzo(a,h)anthracene		1.20	**1.14**	9.18	**3.83**		<0.5	<0.5						
Indeno(1,2,3-cd)pyrene		12	**11.4**	91.8	**38.3**		<0.5	<0.5						
Benzo(g,h,i)perylene		1,800	**1,710**	10,000	**5,740**		<0.5	<0.5						
Benzo(a)pyrene		1.20	**1.14**	9.18	**3.83**		<0.5	<0.5						
Petroleum Carbon Ranges (PCR/TPH)														
C6 - C8		1,410	**545**	10,000	**10,000**		<252	<252						
C9 - C16		2,240	**1,330**	10,000	**10,000**									
C17 - C35		10,000	**10,000**	10,000	**10,000**									
VOCs														
Benzene		0.704	**0.279**	**9.210**	42.2		<0.2	<0.2						
Toluene		1,440	**705**	10,000	**10,000**		<0.2	<0.2						
Ethylbenzene		709	**298**	**8,240**	10,000		<0.2	<0.2						
Xylenes (Total)		95	**36.8**	**1,230**	10,000		<0.6	<0.6						
BTEX														
BTEX		-	-	-	-									

Chemical		Risk-based Remediation Goals for Soil				Depth (m below ground level)								
		Urban Residential	Rural Residential	Industrial	Public Parks	1.8	2.5	3.4						
		(mg/kg)	(mg/kg)	(mg/kg)	(mg/kg)	Grid 2 - TB5								
Metals														
Arsenic	As	22.1	**21.8**	196	**73.5**	9.6	12.4	8.2						
Barium	Ba	10,000	**10,000**	10,000	**10,000**									
Cadmium	Cd	73.8	**72.8**	653	**245**	0.17	0.18	0.24						
Cobalt	Co	1,480	**1,460**	10,000	**4,900**									
Chromium (III)	Cr(III)	10,000	**10,000**	10,000	**10,000**	6.96	15.2	9.18						
Chromium (VI)	Cr(VI)	221	**218**	1,960	**735**									
Copper	Cu	2,950	**2,910**	10,000	**9,790**	31	39.3	29.7						
Molybdenum	Mo	369	**364**	3,260	**1,220**									
Nickel	Ni	1,480	**1,460**	10,000	**4,900**	4.13	7.55	5.44						
Lead	Pb	258	**255**	2,290	**857**	77.6	106	167						
Tin	Sn	10,000	**10,000**	10,000	**10,000**									
Zinc	Zn	10,000	**10,000**	10,000	**10,000**	184	282	381						
Mercury	Hg	11	**6.52**	**38.40**	45.60	0.22	0.27	0.41						
SVOCs (PAH)														
Naphthalene		182	**85.6**	**453**	914	<0.5	<0.5	<0.5						
Acenaphthylene		2,340	**1,510**	10,000	**10,000**	<0.5	<0.5	<0.5						
Acenaphthene		3,510	**3,280**	10,000	**10,000**	<0.5	<0.5	<0.5						
Fluorene		2,380	**2,250**	10,000	**7,450**	<0.5	<0.5	<0.5						
Phenanthrene		10,000	**10,000**	10,000	**10,000**	<0.5	<0.5	<0.5						
Anthracene		10,000	**10,000**	10,000	**10,000**	<0.5	<0.5	<0.5						
Fluoranthene		2,400	**2,270**	10,000	**7,620**	0.6	<0.5	<0.5						
Pyrene		1,800	**1,710**	10,000	**5,720**	0.6	<0.5	<0.5						
Chrysene		**871**	919	**1,140**	1,540	<0.5	<0.5	<0.5						
Benzo(a)anthracene		12.0	**11.4**	91.8	**38.3**	<0.5	<0.5	<0.5						
Benzo(b)fluoranthene		**9.88**	10.1	**17.8**	20.4	<1	<1	<1						
Benzo(k)fluoranthene		120	**114**	918	**383**									
Dibenzo(a,h)anthracene		1.20	**1.14**	9.18	**3.83**	<0.5	<0.5	<0.5						
Indeno(1,2,3-cd)pyrene		12	**11.4**	91.8	**38.3**	<0.5	<0.5	<0.5						
Benzo(g,h,i)perylene		1,800	**1,710**	10,000	**5,740**	<0.5	<0.5	<0.5						
Benzo(a)pyrene		1.20	**1.14**	9.18	**3.83**	<0.5	<0.5	<0.5						
Petroleum Carbon Ranges (PCR/TPH)														
C6 - C8		1,410	**545**	10,000	**10,000**	<252	<252	<252						
C9 - C16		2,240	**1,330**	10,000	**10,000**									
C17 - C35		10,000	**10,000**	10,000	**10,000**									
VOCs														
Benzene		0.704	**0.279**	**9.210**	42.2	<0.2	<0.2	<0.2						
Toluene		1,440	**705**	10,000	**10,000**	<0.2	<0.2	<0.2						
Ethylbenzene		709	**298**	**8,240**	10,000	<0.2	<0.2	<0.2						
Xylenes (Total)		95	**36.8**	**1,230**	10,000	<0.6	<0.6	<0.6						
BTEX														
BTEX		-	-	-	-									

Chemical		Risk-based Remediation Goals for Soil				Depth (m below ground level)								
		Urban Residential	Rural Residential	Industrial	Public Parks	1.5	2.7	3.3						
		(mg/kg)	(mg/kg)	(mg/kg)	(mg/kg)	Grid 2 - TB7								
Metals														
Arsenic	As	22.1	**21.8**	196	**73.5**	4.1	0.9	0.6						
Barium	Ba	10,000	**10,000**	10,000	**10,000**									
Cadmium	Cd	73.8	**72.8**	653	**245**	0.6	0.06	0.05						
Cobalt	Co	1,480	**1,460**	10,000	**4,900**									
Chromium (III)	Cr(III)	10,000	**10,000**	10,000	**10,000**	9.26	0.92	1.64						
Chromium (VI)	Cr(VI)	221	**218**	1,960	**735**									
Copper	Cu	2,950	**2,910**	10,000	**9,790**	43.8	1.93	1.94						
Molybdenum	Mo	369	**364**	3,260	**1,220**									
Nickel	Ni	1,480	**1,460**	10,000	**4,900**	5.35	0.78	0.92						
Lead	Pb	258	**255**	2,290	**857**	102	8.22	12.7						
Tin	Sn	10,000	**10,000**	10,000	**10,000**									
Zinc	Zn	10,000	**10,000**	10,000	**10,000**	290	50.1	33.2						
Mercury	Hg	11	**6.52**	**38.40**	45.60	0.51	<0.02	0.06						
SVOCs (PAH)														
Naphthalene		182	**85.6**	**453**	914	<0.5	<0.5	<0.5						
Acenaphthylene		2,340	**1,510**	10,000	**10,000**	<0.5	<0.5	<0.5						
Acenaphthene		3,510	**3,280**	10,000	**10,000**	<0.5	<0.5	<0.5						
Fluorene		2,380	**2,250**	10,000	**7,450**	<0.5	<0.5	<0.5						
Phenanthrene		10,000	**10,000**	10,000	**10,000**	<0.5	<0.5	<0.5						
Anthracene		10,000	**10,000**	10,000	**10,000**	<0.5	<0.5	<0.5						
Fluoranthene		2,400	**2,270**	10,000	**7,620**	<0.5	<0.5	<0.5						
Pyrene		1,800	**1,710**	10,000	**5,720**	<0.5	<0.5	<0.5						
Chrysene		**871**	919	**1,140**	1,540	<0.5	<0.5	<0.5						
Benzo(a)anthracene		12.0	**11.4**	91.8	**38.3**	<0.5	<0.5	<0.5						
Benzo(b)fluoranthene		**9.88**	10.1	**17.8**	20.4	<1	<1	<1						
Benzo(k)fluoranthene		120	**114**	918	**383**									
Dibenzo(a,h)anthracene		1.20	**1.14**	9.18	**3.83**	<0.5	<0.5	<0.5						
Indeno(1,2,3-cd)pyrene		12	**11.4**	91.8	**38.3**	<0.5	<0.5	<0.5						
Benzo(g,h,i)perylene		1,800	**1,710**	10,000	**5,740**	<0.5	<0.5	<0.5						
Benzo(a)pyrene		1.20	**1.14**	9.18	**3.83**	<0.5	<0.5	<0.5						
Petroleum Carbon Ranges (PCR/TPH)														
C6 - C8		1,410	**545**	10,000	**10,000**	<252	<252	<252						
C9 - C16		2,240	**1,330**	10,000	**10,000**									
C17 - C35		10,000	**10,000**	10,000	**10,000**									
VOCs														
Benzene		0.704	**0.279**	**9.210**	42.2	<0.2	<0.2	<0.2						
Toluene		1,440	**705**	10,000	**10,000**	<0.2	<0.2	<0.2						
Ethylbenzene		709	**298**	**8,240**	10,000	<0.2	<0.2	<0.2						
Xylenes (Total)		95	**36.8**	**1,230**	10,000	<0.6	<0.6	<0.6						
BTEX														
BTEX		-	-	-	-									

Chemical		Risk-based Remediation Goals for Soil				Depth (m below ground level)								
		Urban Residential	Rural Residential	Industrial	Public Parks	1.0	2.4	3.3						
		(mg/kg)	(mg/kg)	(mg/kg)	(mg/kg)	Grid 2 - TB9								
Metals														
Arsenic	As	22.1	**21.8**	196	**73.5**	7	1.6	6.2						
Barium	Ba	10,000	**10,000**	10,000	**10,000**									
Cadmium	Cd	73.8	**72.8**	653	**245**	0.55	0.04	0.18						
Cobalt	Co	1,480	**1,460**	10,000	**4,900**									
Chromium (III)	Cr(III)	10,000	**10,000**	10,000	**10,000**	11	1.45	7.14						
Chromium (VI)	Cr(VI)	221	**218**	1,960	**735**									
Copper	Cu	2,950	**2,910**	10,000	**9,790**	42	1.99	68.6						
Molybdenum	Mo	369	**364**	3,260	**1,220**									
Nickel	Ni	1,480	**1,460**	10,000	**4,900**	5.93	0.88	4.67						
Lead	Pb	258	**255**	2,290	**857**	158	11.9	65.9						
Tin	Sn	10,000	**10,000**	10,000	**10,000**									
Zinc	Zn	10,000	**10,000**	10,000	**10,000**	305	55	117						
Mercury	Hg	11	**6.52**	**38.40**	45.60	0.55	0.13	0.17						
SVOCs (PAH)														
Naphthalene		182	**85.6**	**453**	914	<0.5	<0.5	<0.5						
Acenaphthylene		2,340	**1,510**	10,000	**10,000**	<0.5	0.5	<0.5						
Acenaphthene		3,510	**3,280**	10,000	**10,000**	<0.5	<0.5	<0.5						
Fluorene		2,380	**2,250**	10,000	**7,450**	<0.5	<0.5	<0.5						
Phenanthrene		10,000	**10,000**	10,000	**10,000**	<0.5	0.5	<0.5						
Anthracene		10,000	**10,000**	10,000	**10,000**	<0.5	<0.5	<0.5						
Fluoranthene		2,400	**2,270**	10,000	**7,620**	<0.5	1.2	<0.5						
Pyrene		1,800	**1,710**	10,000	**5,720**	<0.5	1.1	<0.5						
Chrysene		**871**	919	**1,140**	1,540	<0.5	0.7	<0.5						
Benzo(a)anthracene		12.0	**11.4**	91.8	**38.3**	<0.5	0.7	<0.5						
Benzo(b)fluoranthene		**9.88**	10.1	**17.8**	20.4	<1	2	<1						
Benzo(k)fluoranthene		120	**114**	918	**383**									
Dibenzo(a,h)anthracene		1.20	**1.14**	9.18	**3.83**	<0.5	<0.5	<0.5						
Indeno(1,2,3-cd)pyrene		12	**11.4**	91.8	**38.3**	<0.5	1	<0.5						
Benzo(g,h,i)perylene		1,800	**1,710**	10,000	**5,740**	<0.5	0.8	<0.5						
Benzo(a)pyrene		1.20	**1.14**	9.18	**3.83**	<0.5	0.9	<0.5						
Petroleum Carbon Ranges (PCR/TPH)														
C6 - C8		1,410	**545**	10,000	**10,000**	<382	<342	<352						
C9 - C16		2,240	**1,330**	10,000	**10,000**									
C17 - C35		10,000	**10,000**	10,000	**10,000**									
VOCs														
Benzene		0.704	**0.279**	**9.210**	42.2	<0.2	<0.2	<0.2						
Toluene		1,440	**705**	10,000	**10,000**	<0.2	<0.2	<0.2						
Ethylbenzene		709	**298**	**8,240**	10,000	<0.2	<0.2	<0.2						
Xylenes (Total)		95	**36.8**	**1,230**	10,000	<0.6	<0.6	<0.6						
BTEX														
BTEX		-	-	-	-									

Chemical		Risk-based Remediation Goals for Soil				Depth (m below ground level)								
		Urban Residential	Rural Residential	Industrial	Public Parks	0.5	1.9	3.4						
		(mg/kg)	(mg/kg)	(mg/kg)	(mg/kg)	Grid 4R - TB23								
Metals														
Arsenic	As	22.1	**21.8**	196	73.5	6.5	6.1	17.5						
Barium	Ba	10,000	**10,000**	10,000	10,000									
Cadmium	Cd	73.8	**72.8**	653	245	0.18	0.11	0.14						
Cobalt	Co	1,480	**1,460**	10,000	4,900									
Chromium (III)	Cr(III)	10,000	**10,000**	10,000	10,000	5.8	10.6	12.3						
Chromium (VI)	Cr(VI)	221	**218**	1,960	735									
Copper	Cu	2,950	**2,910**	10,000	9,790	40	18	20.6						
Molybdenum	Mo	369	**364**	3,260	1,220									
Nickel	Ni	1,480	**1,460**	10,000	4,900	3.76	4.05	5.26						
Lead	Pb	258	**255**	2,290	857	220	40.3	164						
Tin	Sn	10,000	**10,000**	10,000	10,000									
Zinc	Zn	10,000	**10,000**	10,000	10,000	203	67.5	129						
Mercury	Hg	11	**6.52**	38.40	45.60	0.62	0.07	0.64						
SVOCs (PAH)														
Naphthalene		182	**85.6**	453	914	<0.5	<0.5	<0.5						
Acenaphthylene		2,340	**1,510**	10,000	10,000	<0.5	<0.5	<0.5						
Acenaphthene		3,510	**3,280**	10,000	10,000	<0.5	<0.5	<0.5						
Fluorene		2,380	**2,250**	10,000	7,450	<0.5	<0.5	<0.5						
Phenanthrene		10,000	**10,000**	10,000	10,000	<0.5	<0.5	<0.5						
Anthracene		10,000	**10,000**	10,000	10,000	<0.5	<0.5	<0.5						
Fluoranthene		2,400	**2,270**	10,000	7,620	<0.5	<0.5	<0.5						
Pyrene		1,800	**1,710**	10,000	5,720	<0.5	<0.5	<0.5						
Chrysene		**871**	919	1,140	1,540	<0.5	<0.5	<0.5						
Benzo(a)anthracene		12.0	**11.4**	91.8	38.3	<0.5	<0.5	<0.5						
Benzo(b)fluoranthene		**9.88**	10.1	17.8	20.4	<1	<1	<1						
Benzo(k)fluoranthene		120	**114**	918	383									
Dibenzo(a,h)anthracene		1.20	**1.14**	9.18	3.83	<0.5	<0.5	<0.5						
Indeno(1,2,3-cd)pyrene		12	**11.4**	91.8	38.3	<0.5	<0.5	<0.5						
Benzo(g,h,i)perylene		1,800	**1,710**	10,000	5,740	<0.5	<0.5	<0.5						
Benzo(a)pyrene		1.20	**1.14**	9.18	3.83	<0.5	<0.5	<0.5						
Petroleum Carbon Ranges (PCR/TPH)														
C6 - C8		1,410	**545**	10,000	10,000	<252	<312	<252						
C9 - C16		2,240	**1,330**	10,000	10,000									
C17 - C35		10,000	**10,000**	10,000	10,000									
VOCs														
Benzene		0.704	**0.279**	9.210	42.2	<0.2	<0.2	<0.2						
Toluene		1,440	**705**	10,000	10,000	<0.2	<0.2	<0.2						
Ethylbenzene		709	**298**	8,240	10,000	<0.2	<0.2	<0.2						
Xylenes (Total)		95	**36.8**	1,230	10,000	<0.6	<0.6	<0.6						
BTEX														
BTEX		-	-	-	-									

Chemical		Risk-based Remediation Goals for Soil				Depth (m below ground level)								
		Urban Residential	Rural Residential	Industrial	Public Parks	0.5	2.4	3.8						
		(mg/kg)	(mg/kg)	(mg/kg)	(mg/kg)	Grid 5 - TB11								
Metals														
Arsenic	As	22.1	21.8	196	**73.5**	8.9	1.2	4.7						
Barium	Ba	10,000	10,000	10,000	**10,000**									
Cadmium	Cd	73.8	72.8	653	**245**	11.5	0.03	0.01						
Cobalt	Co	1,480	1,460	10,000	**4,900**									
Chromium (III)	Cr(III)	10,000	10,000	10,000	**10,000**	80.9	1.91	1.85						
Chromium (VI)	Cr(VI)	221	218	1,960	**735**									
Copper	Cu	2,950	2,910	10,000	**9,790**	277	4.4	2.3						
Molybdenum	Mo	369	364	3,260	**1,220**									
Nickel	Ni	1,480	1,460	10,000	**4,900**	41	1.33	0.79						
Lead	**Pb**	258	255	2,290	**857**	**1116**	76.7	188						
Tin	Sn	10,000	10,000	10,000	**10,000**									
Zinc	Zn	10,000	10,000	10,000	**10,000**	1986	81.5	35.7						
Mercury	Hg	11	6.52	**38.40**	45.60	1.47	0.05	0.09						
SVOCs (PAH)														
Naphthalene		182	85.6	**453**	914	<0.5	<0.5	<0.5						
Acenaphthylene		2,340	1,510	10,000	**10,000**	<0.5	<0.5	<0.5						
Acenaphthene		3,510	3,280	10,000	**10,000**	<0.5	<0.5	<0.5						
Fluorene		2,380	2,250	10,000	**7,450**	<0.5	<0.5	<0.5						
Phenanthrene		10,000	10,000	10,000	**10,000**	<0.5	<0.5	<0.5						
Anthracene		10,000	10,000	10,000	**10,000**	<0.5	<0.5	<0.5						
Fluoranthene		2,400	2,270	10,000	**7,620**	<0.5	<0.5	<0.5						
Pyrene		1,800	1,710	10,000	**5,720**	<0.5	<0.5	<0.5						
Chrysene		871	919	**1,140**	1,540	<0.5	<0.5	<0.5						
Benzo(a)anthracene		12.0	11.4	91.8	**38.3**	<0.5	<0.5	<0.5						
Benzo(b)fluoranthene		9.88	10.1	**17.8**	20.4	<1	<1	<1						
Benzo(k)fluoranthene		120	114	918	**383**									
Dibenzo(a,h)anthracene		1.20	1.14	9.18	**3.83**	<0.5	<0.5	<0.5						
Indeno(1,2,3-cd)pyrene		12	11.4	91.8	**38.3**	<0.5	<0.5	<0.5						
Benzo(g,h,i)perylene		1,800	1,710	10,000	**5,740**	<0.5	<0.5	<0.5						
Benzo(a)pyrene		1.20	1.14	9.18	**3.83**	<0.5	<0.5	<0.5						
Petroleum Carbon Ranges (PCR/TPH)														
C6 - C8		1,410	545	10,000	**10,000**	<362	<252	<252						
C9 - C16		2,240	1,330	10,000	**10,000**									
C17 - C35		10,000	10,000	10,000	**10,000**									
VOCs														
Benzene		0.704	0.279	**9.210**	42.2	<0.2	<0.2	<0.2						
Toluene		1,440	705	10,000	**10,000**	<0.2	<0.2	<0.2						
Ethylbenzene		709	298	**8,240**	10,000	<0.2	<0.2	<0.2						
Xylenes (Total)		95	36.8	**1,230**	10,000	<0.6	<0.6	<0.6						
BTEX														
BTEX		-	-	-	-									

Chemical		Risk-based Remediation Goals for Soil				Depth (m below ground level)								
		Urban Residential	Rural Residential	Industrial	Public Parks	0.4	2.1	3.6						
		(mg/kg)	(mg/kg)	(mg/kg)	(mg/kg)	Grid 5 - TB28								
Metals														
Arsenic	As	22.1	21.8	196	**73.5**	4.4	5.5	34.2						
Barium	Ba	10,000	10,000	10,000	**10,000**									
Cadmium	Cd	73.8	72.8	653	**245**	9.53	0.72	1.07						
Cobalt	Co	1,480	1,460	10,000	**4,900**									
Chromium (III)	Cr(III)	10,000	10,000	10,000	**10,000**	191	8.48	40.8						
Chromium (VI)	Cr(VI)	221	218	1,960	**735**									
Copper	Cu	2,950	2,910	10,000	**9,790**	112	45.6	1034						
Molybdenum	Mo	369	364	3,260	**1,220**									
Nickel	Ni	1,480	1,460	10,000	**4,900**	35.6	5.07	19.1						
Lead	**Pb**	258	255	2,290	**857**	797	75.2	**1313**						
Tin	Sn	10,000	10,000	10,000	**10,000**									
Zinc	Zn	10,000	10,000	10,000	**10,000**	1354	160	1692						
Mercury	Hg	11	6.52	**38.40**	45.60	1.69	0.07	1.71						
SVOCs (PAH)														
Naphthalene		182	85.6	**453**	914	<0.5	<0.5	<0.5						
Acenaphthylene		2,340	1,510	10,000	**10,000**	<0.5	<0.5	<0.5						
Acenaphthene		3,510	3,280	10,000	**10,000**	<0.5	<0.5	<0.5						
Fluorene		2,380	2,250	10,000	**7,450**	<0.5	<0.5	<0.5						
Phenanthrene		10,000	10,000	10,000	**10,000**	<0.5	<0.5	0.5						
Anthracene		10,000	10,000	10,000	**10,000**	<0.5	<0.5	<0.5						
Fluoranthene		2,400	2,270	10,000	**7,620**	<0.5	<0.5	0.9						
Pyrene		1,800	1,710	10,000	**5,720**	<0.5	<0.5	1.1						
Chrysene		871	919	**1,140**	1,540	<0.5	<0.5	0.5						
Benzo(a)anthracene		12.0	11.4	91.8	**38.3**	<0.5	<0.5	0.5						
Benzo(b)fluoranthene		9.88	10.1	**17.8**	20.4	<1	<1	<1						
Benzo(k)fluoranthene		120	114	918	**383**									
Dibenzo(a,h)anthracene		1.20	1.14	9.18	**3.83**	<0.5	<0.5	<0.5						
Indeno(1,2,3-cd)pyrene		12	11.4	91.8	**38.3**	<0.5	<0.5	<0.5						
Benzo(g,h,i)perylene		1,800	1,710	10,000	**5,740**	<0.5	<0.5	<0.5						
Benzo(a)pyrene		1.20	1.14	9.18	**3.83**	<0.5	<0.5	<0.5						
Petroleum Carbon Ranges (PCR/TPH)														
C6 - C8		1,410	545	10,000	**10,000**	<252	<282	<252						
C9 - C16		2,240	1,330	10,000	**10,000**									
C17 - C35		10,000	10,000	10,000	**10,000**									
VOCs														
Benzene		0.704	0.279	**9.210**	42.2	<0.2	<0.2	<0.2						
Toluene		1,440	705	10,000	**10,000**	<0.2	<0.2	<0.2						
Ethylbenzene		709	298	**8,240**	10,000	<0.2	<0.2	<0.2						
Xylenes (Total)		95	36.8	**1,230**	10,000	<0.6	<0.6	<0.6						
BTEX														
BTEX		-	-	-	-									

Chemical		Risk-based Remediation Goals for Soil				Depth (m below ground level)								
		Urban Residential	Rural Residential	Industrial	Public Parks	0.5	2.7	3.9						
		(mg/kg)	(mg/kg)	(mg/kg)	(mg/kg)	Grid 6 - TB4								
Metals														
Arsenic	**As**	22.1	**21.8**	196	**73.5**	4.2	6.6	**42.4**						
Barium	Ba	10,000	**10,000**	10,000	**10,000**									
Cadmium	Cd	73.8	**72.8**	653	**245**	0.14	0.38	0.17						
Cobalt	Co	1,480	**1,460**	10,000	**4,900**									
Chromium (III)	Cr(III)	10,000	**10,000**	10,000	**10,000**	5.34	10.3	13.5						
Chromium (VI)	Cr(VI)	221	**218**	1,960	**735**									
Copper	Cu	2,950	**2,910**	10,000	**9,790**	15.3	235	104						
Molybdenum	Mo	369	**364**	3,260	**1,220**									
Nickel	Ni	1,480	**1,460**	10,000	**4,900**	3.41	7.44	11.4						
Lead	**Pb**	258	**255**	2,290	**857**	121	**587**	**440**						
Tin	Sn	10,000	**10,000**	10,000	**10,000**									
Zinc	Zn	10,000	**10,000**	10,000	**10,000**	102	999	569						
Mercury	Hg	11	**6.52**	**38.40**	45.60	0.43	0.98	1.71						
SVOCs (PAH)														
Naphthalene		182	**85.6**	**453**	914	<0.5	<0.5	<0.5						
Acenaphthylene		2,340	**1,510**	10,000	**10,000**	<0.5	<0.5	<0.5						
Acenaphthene		3,510	**3,280**	10,000	**10,000**	<0.5	<0.5	<0.5						
Fluorene		2,380	**2,250**	10,000	**7,450**	<0.5	<0.5	<0.5						
Phenanthrene		10,000	**10,000**	10,000	**10,000**	<0.5	<0.5	<0.5						
Anthracene		10,000	**10,000**	10,000	**10,000**	<0.5	<0.5	<0.5						
Fluoranthene		2,400	**2,270**	10,000	**7,620**	<0.5	<0.5	<0.5						
Pyrene		1,800	**1,710**	10,000	**5,720**	<0.5	<0.5	<0.5						
Chrysene		**871**	919	**1,140**	1,540	<0.5	<0.5	<0.5						
Benzo(a)anthracene		12.0	**11.4**	91.8	**38.3**	<0.5	<0.5	<0.5						
Benzo(b)fluoranthene		**9.88**	10.1	**17.8**	20.4	<1	<1	<1						
Benzo(k)fluoranthene		120	**114**	918	**383**									
Dibenzo(a,h)anthracene		1.20	**1.14**	9.18	**3.83**	<0.5	<0.5	<0.5						
Indeno(1,2,3-cd)pyrene		12	**11.4**	91.8	**38.3**	<0.5	<0.5	<0.5						
Benzo(g,h,i)perylene		1,800	**1,710**	10,000	**5,740**	<0.5	<0.5	<0.5						
Benzo(a)pyrene		1.20	**1.14**	9.18	**3.83**	<0.5	<0.5	<0.5						
Petroleum Carbon Ranges (PCR/TPH)														
C6 - C8		1,410	**545**	10,000	**10,000**	<372	<452	<442						
C9 - C16		2,240	**1,330**	10,000	**10,000**									
C17 - C35		10,000	**10,000**	10,000	**10,000**									
VOCs														
Benzene		0.704	**0.279**	**9.210**	42.2	<0.2	<0.2	<0.2						
Toluene		1,440	**705**	10,000	**10,000**	<0.2	<0.2	<0.2						
Ethylbenzene		709	**298**	**8,240**	10,000	<0.2	<0.2	<0.2						
Xylenes (Total)		95	**36.8**	**1,230**	10,000	<0.6	<0.6	<0.6						
BTEX														
BTEX		-	-	-	-									

Chemical		Risk-based Remediation Goals for Soil				Depth (m below ground level)								
		Urban Residential	Rural Residential	Industrial	Public Parks	0.6	2.2	3.3						
		(mg/kg)	(mg/kg)	(mg/kg)	(mg/kg)	Grid 6 - TB6								
Metals														
Arsenic	As	22.1	**21.8**	196	**73.5**	19.3	2.4	1.3						
Barium	Ba	10,000	**10,000**	10,000	**10,000**									
Cadmium	Cd	73.8	**72.8**	653	**245**	0.27	0.03	0.01						
Cobalt	Co	1,480	**1,460**	10,000	**4,900**									
Chromium (III)	Cr(III)	10,000	**10,000**	10,000	**10,000**	11.1	2.4	1.29						
Chromium (VI)	Cr(VI)	221	**218**	1,960	**735**									
Copper	Cu	2,950	**2,910**	10,000	**9,790**	38.7	8.39	12.8						
Molybdenum	Mo	369	**364**	3,260	**1,220**									
Nickel	Ni	1,480	**1,460**	10,000	**4,900**	10.5	1.17	0.75						
Lead	Pb	258	**255**	2,290	**857**	140	16.7	45.9						
Tin	Sn	10,000	**10,000**	10,000	**10,000**									
Zinc	Zn	10,000	**10,000**	10,000	**10,000**	387	30.7	26.3						
Mercury	Hg	11	**6.52**	**38.40**	45.60	<0.02	<0.02	0.03						
SVOCs (PAH)														
Naphthalene		182	**85.6**	**453**	914	<0.5	<0.5	<0.5						
Acenaphthylene		2,340	**1,510**	10,000	**10,000**	<0.5	<0.5	<0.5						
Acenaphthene		3,510	**3,280**	10,000	**10,000**	<0.5	<0.5	<0.5						
Fluorene		2,380	**2,250**	10,000	**7,450**	<0.5	<0.5	<0.5						
Phenanthrene		10,000	**10,000**	10,000	**10,000**	<0.5	<0.5	<0.5						
Anthracene		10,000	**10,000**	10,000	**10,000**	<0.5	<0.5	<0.5						
Fluoranthene		2,400	**2,270**	10,000	**7,620**	<0.5	<0.5	<0.5						
Pyrene		1,800	**1,710**	10,000	**5,720**	<0.5	<0.5	<0.5						
Chrysene		**871**	919	**1,140**	1,540	<0.5	<0.5	<0.5						
Benzo(a)anthracene		12.0	**11.4**	91.8	**38.3**	<0.5	<0.5	<0.5						
Benzo(b)fluoranthene		**9.88**	10.1	**17.8**	20.4	<1	<1	<1						
Benzo(k)fluoranthene		120	**114**	918	**383**									
Dibenzo(a,h)anthracene		1.20	**1.14**	9.18	**3.83**	<0.5	<0.5	<0.5						
Indeno(1,2,3-cd)pyrene		12	**11.4**	91.8	**38.3**	<0.5	<0.5	<0.5						
Benzo(g,h,i)perylene		1,800	**1,710**	10,000	**5,740**	<0.5	<0.5	<0.5						
Benzo(a)pyrene		1.20	**1.14**	9.18	**3.83**	<0.5	<0.5	<0.5						
Petroleum Carbon Ranges (PCR/TPH)														
C6 - C8		1,410	**545**	10,000	**10,000**	<252	<252	<252						
C9 - C16		2,240	**1,330**	10,000	**10,000**									
C17 - C35		10,000	**10,000**	10,000	**10,000**									
VOCs														
Benzene		0.704	**0.279**	**9.210**	42.2	<0.2	<0.2	<0.2						
Toluene		1,440	**705**	10,000	**10,000**	<0.2	<0.2	<0.2						
Ethylbenzene		709	**298**	**8,240**	10,000	<0.2	<0.2	<0.2						
Xylenes (Total)		95	**36.8**	**1,230**	10,000	<0.6	<0.6	<0.6						
BTEX														
BTEX		-	-	-	-									

Chemical		Risk-based Remediation Goals for Soil				Depth (m below ground level)								
		Urban Residential	Rural Residential	Industrial	Public Parks	1.1	2.6	3.1						
		(mg/kg)	(mg/kg)	(mg/kg)	(mg/kg)	Grid 6 - TB8								
Metals														
Arsenic	As	22.1	**21.8**	196	**73.5**	4.2	1.5	12						
Barium	Ba	10,000	**10,000**	10,000	**10,000**									
Cadmium	Cd	73.8	**72.8**	653	**245**	0.08	<0.02	0.14						
Cobalt	Co	1,480	**1,460**	10,000	**4,900**									
Chromium (III)	Cr(III)	10,000	**10,000**	10,000	**10,000**	4.11	1.3	5.89						
Chromium (VI)	Cr(VI)	221	**218**	1,960	**735**									
Copper	Cu	2,950	**2,910**	10,000	**9,790**	40.2	4.01	21.7						
Molybdenum	Mo	369	**364**	3,260	**1,220**									
Nickel	Ni	1,480	**1,460**	10,000	**4,900**	2.89	0.96	3.86						
Lead	Pb	258	**255**	2,290	**857**	26.5	35	128						
Tin	Sn	10,000	**10,000**	10,000	**10,000**									
Zinc	Zn	10,000	**10,000**	10,000	**10,000**	94.5	43.4	164						
Mercury	Hg	11	**6.52**	**38.40**	45.60	0.09	0.07	0.39						
SVOCs (PAH)														
Naphthalene		182	**85.6**	**453**	914	<0.5	<0.5	<0.5						
Acenaphthylene		2,340	**1,510**	10,000	**10,000**	<0.5	<0.5	<0.5						
Acenaphthene		3,510	**3,280**	10,000	**10,000**	<0.5	<0.5	<0.5						
Fluorene		2,380	**2,250**	10,000	**7,450**	<0.5	<0.5	<0.5						
Phenanthrene		10,000	**10,000**	10,000	**10,000**	<0.5	<0.5	3.8						
Anthracene		10,000	**10,000**	10,000	**10,000**	<0.5	<0.5	0.8						
Fluoranthene		2,400	**2,270**	10,000	**7,620**	<0.5	<0.5	4.8						
Pyrene		1,800	**1,710**	10,000	**5,720**	<0.5	<0.5	4						
Chrysene		**871**	919	**1,140**	1,540	<0.5	<0.5	1.9						
Benzo(a)anthracene		12.0	**11.4**	91.8	**38.3**	<0.5	<0.5	2						
Benzo(b)fluoranthene		**9.88**	10.1	**17.8**	20.4	<1	<1	3						
Benzo(k)fluoranthene		120	**114**	918	**383**									
Dibenzo(a,h)anthracene		1.20	**1.14**	9.18	**3.83**	<0.5	<0.5	<0.5						
Indeno(1,2,3-cd)pyrene		12	**11.4**	91.8	**38.3**	<0.5	<0.5	1.2						
Benzo(g,h,i)perylene		1,800	**1,710**	10,000	**5,740**	<0.5	<0.5	1.1						
Benzo(a)pyrene		1.20	**1.14**	9.18	**3.83**	<0.5	<0.5	**1.8**						
Petroleum Carbon Ranges (PCR/TPH)														
C6 - C8		1,410	**545**	10,000	**10,000**	<312	<252	<412						
C9 - C16		2,240	**1,330**	10,000	**10,000**									
C17 - C35		10,000	**10,000**	10,000	**10,000**									
VOCs														
Benzene		0.704	**0.279**	**9.210**	42.2	<0.2	<0.2	<0.2						
Toluene		1,440	**705**	10,000	**10,000**	<0.2	<0.2	<0.2						
Ethylbenzene		709	**298**	**8,240**	10,000	<0.2	<0.2	<0.2						
Xylenes (Total)		95	**36.8**	**1,230**	10,000	<0.6	<0.6	<0.6						
BTEX														
BTEX		-	-	-	-									

Chemical		Risk-based Remediation Goals for Soil				Depth (m below ground level)								
		Urban Residential	Rural Residential	Industrial	Public Parks	0.5	2.0	3.4						
		(mg/kg)	(mg/kg)	(mg/kg)	(mg/kg)	Grid 8R - TB27								
Metals														
Arsenic	As	22.1	**21.8**	196	73.5	5	3.7	19.2						
Barium	Ba	10,000	**10,000**	10,000	10,000									
Cadmium	Cd	73.8	**72.8**	653	245	0.06	0.07	1.05						
Cobalt	Co	1,480	**1,460**	10,000	4,900									
Chromium (III)	Cr(III)	10,000	**10,000**	10,000	10,000	3.98	3.95	13.6						
Chromium (VI)	Cr(VI)	221	**218**	1,960	735									
Copper	Cu	2,950	**2,910**	10,000	9,790	15.7	17.9	372						
Molybdenum	Mo	369	**364**	3,260	1,220									
Nickel	Ni	1,480	**1,460**	10,000	4,900	1.54	1.21	11.9						
Lead	**Pb**	258	**255**	2,290	857	111	64.3	**763**						
Tin	Sn	10,000	**10,000**	10,000	10,000									
Zinc	Zn	10,000	**10,000**	10,000	10,000	59.1	36.2	403						
Mercury	Hg	11	**6.52**	38.40	45.60	0.48	0.07	0.44						
SVOCs (PAH)														
Naphthalene		182	**85.6**	453	914	<0.5	<0.5	<0.5						
Acenaphthylene		2,340	**1,510**	10,000	10,000	<0.5	<0.5	<0.5						
Acenaphthene		3,510	**3,280**	10,000	10,000	<0.5	<0.5	<0.5						
Fluorene		2,380	**2,250**	10,000	7,450	<0.5	<0.5	<0.5						
Phenanthrene		10,000	**10,000**	10,000	10,000	<0.5	<0.5	<0.5						
Anthracene		10,000	**10,000**	10,000	10,000	<0.5	<0.5	<0.5						
Fluoranthene		2,400	**2,270**	10,000	7,620	<0.5	<0.5	1.4						
Pyrene		1,800	**1,710**	10,000	5,720	<0.5	<0.5	2.1						
Chrysene		**871**	919	1,140	1,540	<0.5	<0.5	1.4						
Benzo(a)anthracene		12.0	**11.4**	91.8	38.3	<0.5	<0.5	1.3						
Benzo(b)fluoranthene		**9.88**	10.1	17.8	20.4	<1	<1	4						
Benzo(k)fluoranthene		120	**114**	918	383									
Dibenzo(a,h)anthracene		1.20	**1.14**	9.18	3.83	<0.5	<0.5	<0.5						
Indeno(1,2,3-cd)pyrene		12	**11.4**	91.8	38.3	<0.5	<0.5	1.4						
Benzo(g,h,i)perylene		1,800	**1,710**	10,000	5,740	<0.5	<0.5	1.4						
Benzo(a)pyrene		1.20	**1.14**	9.18	3.83	<0.5	<0.5	**1.9**						
Petroleum Carbon Ranges (PCR/TPH)														
C6 - C8		1,410	**545**	10,000	10,000	<252	<252	<252						
C9 - C16		2,240	**1,330**	10,000	10,000									
C17 - C35		10,000	**10,000**	10,000	10,000									
VOCs														
Benzene		0.704	**0.279**	9.210	42.2	<0.2	<0.2	<0.2						
Toluene		1,440	**705**	10,000	10,000	<0.2	<0.2	<0.2						
Ethylbenzene		709	**298**	8,240	10,000	<0.2	<0.2	<0.2						
Xylenes (Total)		95	**36.8**	1,230	10,000	<0.6	<0.6	<0.6						
BTEX														
BTEX		-	-	-	-									

Chemical		Risk-based Remediation Goals for Soil				Depth (m below ground level)								
		Urban Residential	Rural Residential	Industrial	Public Parks	0.5	1.5	3.0						
		(mg/kg)	(mg/kg)	(mg/kg)	(mg/kg)	Grid 9 - TB13								
Metals														
Arsenic	As	22.1	21.8	196	**73.5**	10.6	5.8	6.5						
Barium	Ba	10,000	10,000	10,000	**10,000**									
Cadmium	Cd	73.8	72.8	653	**245**	0.1	0.17	1.23						
Cobalt	Co	1,480	1,460	10,000	**4,900**									
Chromium (III)	Cr(III)	10,000	10,000	10,000	**10,000**	0.4	5.29	11.5						
Chromium (VI)	Cr(VI)	221	218	1,960	**735**									
Copper	Cu	2,950	2,910	10,000	**9,790**	16.7	9.22	81.2						
Molybdenum	Mo	369	364	3,260	**1,220**									
Nickel	Ni	1,480	1,460	10,000	**4,900**	0.47	3.31	4.7						
Lead	Pb	258	255	2,290	**857**	9.03	64.2	519						
Tin	Sn	10,000	10,000	10,000	**10,000**									
Zinc	Zn	10,000	10,000	10,000	**10,000**	24.5	50.6	704						
Mercury	Hg	11	6.52	**38.40**	45.60	<0.02	0.3	4.47						
SVOCs (PAH)														
Naphthalene		182	85.6	**453**	914	<0.5	<0.5	<0.5						
Acenaphthylene		2,340	1,510	10,000	**10,000**	<0.5	<0.5	<0.5						
Acenaphthene		3,510	3,280	10,000	**10,000**	<0.5	<0.5	<0.5						
Fluorene		2,380	2,250	10,000	**7,450**	<0.5	<0.5	<0.5						
Phenanthrene		10,000	10,000	10,000	**10,000**	<0.5	<0.5	<0.5						
Anthracene		10,000	10,000	10,000	**10,000**	<0.5	<0.5	<0.5						
Fluoranthene		2,400	2,270	10,000	**7,620**	<0.5	<0.5	<0.5						
Pyrene		1,800	1,710	10,000	**5,720**	<0.5	<0.5	<0.5						
Chrysene		871	919	**1,140**	1,540	<0.5	<0.5	<0.5						
Benzo(a)anthracene		12.0	11.4	91.8	**38.3**	<0.5	<0.5	<0.5						
Benzo(b)fluoranthene		9.88	10.1	**17.8**	20.4	<1	<1	<1						
Benzo(k)fluoranthene		120	114	918	**383**									
Dibenzo(a,h)anthracene		1.20	1.14	9.18	**3.83**	<0.5	<0.5	<0.5						
Indeno(1,2,3-cd)pyrene		12	11.4	91.8	**38.3**	<0.5	<0.5	<0.5						
Benzo(g,h,i)perylene		1,800	1,710	10,000	**5,740**	<0.5	<0.5	<0.5						
Benzo(a)pyrene		1.20	1.14	9.18	**3.83**	<0.5	<0.5	<0.5						
Petroleum Carbon Ranges (PCR/TPH)														
C6 - C8		1,410	545	10,000	**10,000**	<252	<252	<252						
C9 - C16		2,240	1,330	10,000	**10,000**									
C17 - C35		10,000	10,000	10,000	**10,000**									
VOCs														
Benzene		0.704	0.279	**9.210**	42.2	<0.2	<0.2	<0.2						
Toluene		1,440	705	10,000	**10,000**	<0.2	<0.2	<0.2						
Ethylbenzene		709	298	**8,240**	10,000	<0.2	<0.2	<0.2						
Xylenes (Total)		95	36.8	**1,230**	10,000	<0.6	<0.6	<0.6						
BTEX														
BTEX		-	-	-	-									

Chemical		Risk-based Remediation Goals for Soil				Depth (m below ground level)								
		Urban Residential	Rural Residential	Industrial	Public Parks		2.5	3.8						
		(mg/kg)	(mg/kg)	(mg/kg)	(mg/kg)	Grid 10 - TB3								
Metals														
Arsenic	As	22.1	**21.8**	196	**73.5**		8.3	1.1						
Barium	Ba	10,000	**10,000**	10,000	**10,000**									
Cadmium	Cd	73.8	**72.8**	653	**245**		0.76	0.01						
Cobalt	Co	1,480	**1,460**	10,000	**4,900**									
Chromium (III)	Cr(III)	10,000	**10,000**	10,000	**10,000**		21.6	2.39						
Chromium (VI)	Cr(VI)	221	**218**	1,960	**735**									
Copper	Cu	2,950	**2,910**	10,000	**9,790**		180	1.4						
Molybdenum	Mo	369	**364**	3,260	**1,220**									
Nickel	Ni	1,480	**1,460**	10,000	**4,900**		21.5	1.21						
Lead	**Pb**	258	**255**	2,290	**857**		**298**	14.3						
Tin	Sn	10,000	**10,000**	10,000	**10,000**									
Zinc	Zn	10,000	**10,000**	10,000	**10,000**		568	10.1						
Mercury	Hg	11	**6.52**	**38.40**	45.60		3.72	0.03						
SVOCs (PAH)														
Naphthalene		182	**85.6**	**453**	914		<0.5	<0.5						
Acenaphthylene		2,340	**1,510**	10,000	**10,000**		<0.5	<0.5						
Acenaphthene		3,510	**3,280**	10,000	**10,000**		<0.5	<0.5						
Fluorene		2,380	**2,250**	10,000	**7,450**		<0.5	<0.5						
Phenanthrene		10,000	**10,000**	10,000	**10,000**		0.5	<0.5						
Anthracene		10,000	**10,000**	10,000	**10,000**		<0.5	<0.5						
Fluoranthene		2,400	**2,270**	10,000	**7,620**		0.9	<0.5						
Pyrene		1,800	**1,710**	10,000	**5,720**		0.8	<0.5						
Chrysene		**871**	919	**1,140**	1,540		<0.5	<0.5						
Benzo(a)anthracene		12.0	**11.4**	91.8	**38.3**		<0.5	<0.5						
Benzo(b)fluoranthene		**9.88**	10.1	**17.8**	20.4		<1	<1						
Benzo(k)fluoranthene		120	**114**	918	**383**									
Dibenzo(a,h)anthracene		1.20	**1.14**	9.18	**3.83**		<0.5	<0.5						
Indeno(1,2,3-cd)pyrene		12	**11.4**	91.8	**38.3**		<0.5	<0.5						
Benzo(g,h,i)perylene		1,800	**1,710**	10,000	**5,740**		<0.5	<0.5						
Benzo(a)pyrene		1.20	**1.14**	9.18	**3.83**		<0.5	<0.5						
Petroleum Carbon Ranges (PCR/TPH)														
C6 - C8		1,410	**545**	10,000	**10,000**		<262	<252						
C9 - C16		2,240	**1,330**	10,000	**10,000**									
C17 - C35		10,000	**10,000**	10,000	**10,000**									
VOCs														
Benzene		0.704	**0.279**	**9.210**	42.2		<0.2	<0.2						
Toluene		1,440	**705**	10,000	**10,000**		<0.2	<0.2						
Ethylbenzene		709	**298**	**8,240**	10,000		<0.2	<0.2						
Xylenes (Total)		95	**36.8**	**1,230**	10,000		<0.6	<0.6						
BTEX														
BTEX		-	-	-	-									

Chemical		Risk-based Remediation Goals for Soil				Depth (m below ground level)								
		Urban Residential	Rural Residential	Industrial	Public Parks	0.5	2.5	3.5						
		(mg/kg)	(mg/kg)	(mg/kg)	(mg/kg)	Grid 10 - TB12								
Metals														
Arsenic	As	22.1	**21.8**	196	**73.5**	6.5	1.7	1.8						
Barium	Ba	10,000	**10,000**	10,000	**10,000**									
Cadmium	Cd	73.8	**72.8**	653	**245**	15.7	0.05	0.05						
Cobalt	Co	1,480	**1,460**	10,000	**4,900**									
Chromium (III)	Cr(III)	10,000	**10,000**	10,000	**10,000**	40.3	2.59	1.72						
Chromium (VI)	Cr(VI)	221	**218**	1,960	**735**									
Copper	Cu	2,950	**2,910**	10,000	**9,790**	311	4.57	32.8						
Molybdenum	Mo	369	**364**	3,260	**1,220**									
Nickel	Ni	1,480	**1,460**	10,000	**4,900**	12.1	2.46	0.98						
Lead	**Pb**	258	**255**	2,290	**857**	**597**	13.3	59.4						
Tin	Sn	10,000	**10,000**	10,000	**10,000**									
Zinc	Zn	10,000	**10,000**	10,000	**10,000**	2306	53.1	111						
Mercury	Hg	11	**6.52**	**38.40**	45.60	0.12	0.03	0.04						
SVOCs (PAH)														
Naphthalene		182	**85.6**	**453**	914	<0.5	<0.5	<0.5						
Acenaphthylene		2,340	**1,510**	10,000	**10,000**	<0.5	<0.5	<0.5						
Acenaphthene		3,510	**3,280**	10,000	**10,000**	<0.5	<0.5	<0.5						
Fluorene		2,380	**2,250**	10,000	**7,450**	<0.5	<0.5	<0.5						
Phenanthrene		10,000	**10,000**	10,000	**10,000**	<0.5	<0.5	<0.5						
Anthracene		10,000	**10,000**	10,000	**10,000**	<0.5	<0.5	<0.5						
Fluoranthene		2,400	**2,270**	10,000	**7,620**	<0.5	<0.5	<0.5						
Pyrene		1,800	**1,710**	10,000	**5,720**	<0.5	<0.5	<0.5						
Chrysene		**871**	919	**1,140**	1,540	<0.5	<0.5	<0.5						
Benzo(a)anthracene		12.0	**11.4**	91.8	**38.3**	<0.5	<0.5	<0.5						
Benzo(b)fluoranthene		**9.88**	10.1	**17.8**	20.4	<1	<1	<1						
Benzo(k)fluoranthene		120	**114**	918	**383**									
Dibenzo(a,h)anthracene		1.20	**1.14**	9.18	**3.83**	<0.5	<0.5	<0.5						
Indeno(1,2,3-cd)pyrene		12	**11.4**	91.8	**38.3**	<0.5	<0.5	<0.5						
Benzo(g,h,i)perylene		1,800	**1,710**	10,000	**5,740**	<0.5	<0.5	<0.5						
Benzo(a)pyrene		1.20	**1.14**	9.18	**3.83**	<0.5	<0.5	<0.5						
Petroleum Carbon Ranges (PCR/TPH)														
C6 - C8		1,410	**545**	10,000	**10,000**	<252	<252	<252						
C9 - C16		2,240	**1,330**	10,000	**10,000**									
C17 - C35		10,000	**10,000**	10,000	**10,000**									
VOCs														
Benzene		0.704	**0.279**	**9.210**	42.2	<0.2	<0.2	<0.2						
Toluene		1,440	**705**	10,000	**10,000**	<0.2	<0.2	<0.2						
Ethylbenzene		709	**298**	**8,240**	10,000	<0.2	<0.2	<0.2						
Xylenes (Total)		95	**36.8**	**1,230**	10,000	<0.6	<0.6	<0.6						
BTEX														
BTEX		-	-	-	-									

Chemical		Risk-based Remediation Goals for Soil				Depth (m below ground level)								
		Urban Residential	Rural Residential	Industrial	Public Parks	0.8	2.3	3.6						
		(mg/kg)	(mg/kg)	(mg/kg)	(mg/kg)	Grid 15 - TB16								
Metals														
Arsenic	As	22.1	21.8	196	**73.5**	16.4	24.3	13.7						
Barium	Ba	10,000	10,000	10,000	**10,000**									
Cadmium	Cd	73.8	72.8	653	**245**	2.69	0.25	0.08						
Cobalt	Co	1,480	1,460	10,000	**4,900**									
Chromium (III)	Cr(III)	10,000	10,000	10,000	**10,000**	19.5	4.62	5.59						
Chromium (VI)	Cr(VI)	221	218	1,960	**735**									
Copper	Cu	2,950	2,910	10,000	**9,790**	330	66.8	62.3						
Molybdenum	Mo	369	364	3,260	**1,220**									
Nickel	Ni	1,480	1,460	10,000	**4,900**	48.2	3.44	4.69						
Lead	Pb	258	255	2,290	**857**	228	74	161						
Tin	Sn	10,000	10,000	10,000	**10,000**									
Zinc	Zn	10,000	10,000	10,000	**10,000**	740	81.4	133						
Mercury	Hg	11	6.52	**38.40**	45.60	1.08	1.12	0.59						
SVOCs (PAH)														
Naphthalene		182	85.6	**453**	914	<0.5	<0.5	<0.5						
Acenaphthylene		2,340	1,510	10,000	**10,000**	<0.5	<0.5	<0.5						
Acenaphthene		3,510	3,280	10,000	**10,000**	<0.5	<0.5	<0.5						
Fluorene		2,380	2,250	10,000	**7,450**	<0.5	<0.5	<0.5						
Phenanthrene		10,000	10,000	10,000	**10,000**	<0.5	<0.5	<0.5						
Anthracene		10,000	10,000	10,000	**10,000**	<0.5	<0.5	<0.5						
Fluoranthene		2,400	2,270	10,000	**7,620**	<0.5	<0.5	<0.5						
Pyrene		1,800	1,710	10,000	**5,720**	<0.5	<0.5	<0.5						
Chrysene		871	919	**1,140**	1,540	<0.5	<0.5	<0.5						
Benzo(a)anthracene		12.0	11.4	91.8	**38.3**	<0.5	<0.5	<0.5						
Benzo(b)fluoranthene		9.88	10.1	**17.8**	20.4	<1	<1	<1						
Benzo(k)fluoranthene		120	114	918	**383**									
Dibenzo(a,h)anthracene		1.20	1.14	9.18	**3.83**	<0.5	<0.5	<0.5						
Indeno(1,2,3-cd)pyrene		12	11.4	91.8	**38.3**	<0.5	<0.5	<0.5						
Benzo(g,h,i)perylene		1,800	1,710	10,000	**5,740**	<0.5	<0.5	<0.5						
Benzo(a)pyrene		1.20	1.14	9.18	**3.83**	<0.5	<0.5	<0.5						
Petroleum Carbon Ranges (PCR/TPH)														
C6 - C8		1,410	545	10,000	**10,000**	<252	<252	<782						
C9 - C16		2,240	1,330	10,000	**10,000**									
C17 - C35		10,000	10,000	10,000	**10,000**									
VOCs														
Benzene		0.704	0.279	**9.210**	42.2	<0.2	<0.2	<0.2						
Toluene		1,440	705	10,000	**10,000**	<0.2	<0.2	<0.2						
Ethylbenzene		709	298	**8,240**	10,000	<0.2	<0.2	<0.2						
Xylenes (Total)		95	36.8	**1,230**	10,000	<0.6	<0.6	<0.6						
BTEX														
BTEX		-	-	-	-									

Chemical		Risk-based Remediation Goals for Soil				Depth (m below ground level)								
		Urban Residential	Rural Residential	Industrial	Public Parks	0.6	2.4	3.5						
		(mg/kg)	(mg/kg)	(mg/kg)	(mg/kg)	Grid 15 - TB30								
Metals														
Arsenic	As	22.1	21.8	196	**73.5**	10.9	1.1	3.3						
Barium	Ba	10,000	10,000	10,000	**10,000**									
Cadmium	Cd	73.8	72.8	653	**245**	0.3	0.09	0.03						
Cobalt	Co	1,480	1,460	10,000	**4,900**									
Chromium (III)	Cr(III)	10,000	10,000	10,000	**10,000**	9.17	0.31	1.3						
Chromium (VI)	Cr(VI)	221	218	1,960	**735**									
Copper	Cu	2,950	2,910	10,000	**9,790**	68.7	17.9	4.48						
Molybdenum	Mo	369	364	3,260	**1,220**									
Nickel	Ni	1,480	1,460	10,000	**4,900**	18.5	0.4	1.31						
Lead	Pb	258	255	2,290	**857**	154	33.2	96						
Tin	Sn	10,000	10,000	10,000	**10,000**									
Zinc	Zn	10,000	10,000	10,000	**10,000**	189	40.1	64.3						
Mercury	Hg	11	6.52	**38.40**	45.60	0.38	<0.02	0.06						
SVOCs (PAH)														
Naphthalene		182	85.6	**453**	914	<0.5	<0.5	<0.5						
Acenaphthylene		2,340	1,510	10,000	**10,000**	<0.5	<0.5	<0.5						
Acenaphthene		3,510	3,280	10,000	**10,000**	<0.5	<0.5	<0.5						
Fluorene		2,380	2,250	10,000	**7,450**	<0.5	<0.5	<0.5						
Phenanthrene		10,000	10,000	10,000	**10,000**	<0.5	<0.5	<0.5						
Anthracene		10,000	10,000	10,000	**10,000**	<0.5	<0.5	<0.5						
Fluoranthene		2,400	2,270	10,000	**7,620**	<0.5	<0.5	<0.5						
Pyrene		1,800	1,710	10,000	**5,720**	<0.5	<0.5	<0.5						
Chrysene		871	919	**1,140**	1,540	<0.5	<0.5	<0.5						
Benzo(a)anthracene		12.0	11.4	91.8	**38.3**	<0.5	<0.5	<0.5						
Benzo(b)fluoranthene		9.88	10.1	**17.8**	20.4	<1	<1	<1						
Benzo(k)fluoranthene		120	114	918	**383**									
Dibenzo(a,h)anthracene		1.20	1.14	9.18	**3.83**	<0.5	<0.5	<0.5						
Indeno(1,2,3-cd)pyrene		12	11.4	91.8	**38.3**	<0.5	<0.5	<0.5						
Benzo(g,h,i)perylene		1,800	1,710	10,000	**5,740**	<0.5	<0.5	<0.5						
Benzo(a)pyrene		1.20	1.14	9.18	**3.83**	<0.5	<0.5	<0.5						
Petroleum Carbon Ranges (PCR/TPH)														
C6 - C8		1,410	545	10,000	**10,000**	<252	<252	<252						
C9 - C16		2,240	1,330	10,000	**10,000**									
C17 - C35		10,000	10,000	10,000	**10,000**									
VOCs														
Benzene		0.704	0.279	**9.210**	42.2	<0.2	<0.2	<0.2						
Toluene		1,440	705	10,000	**10,000**	<0.2	<0.2	<0.2						
Ethylbenzene		709	298	**8,240**	10,000	<0.2	<0.2	<0.2						
Xylenes (Total)		95	36.8	**1,230**	10,000	<0.6	<0.6	<0.6						
BTEX														
BTEX		-	-	-	-									

Chemical		Risk-based Remediation Goals for Soil				Depth (m below ground level)								
		Urban Residential	Rural Residential	Industrial	Public Parks	0.4	2.3	3.5						
		(mg/kg)	(mg/kg)	(mg/kg)	(mg/kg)	Grid 16 - TB15								
Metals														
Arsenic	**As**	22.1	**21.8**	196	**73.5**	**33.5**	6.6	14.5						
Barium	Ba	10,000	**10,000**	10,000	**10,000**									
Cadmium	Cd	73.8	**72.8**	653	**245**	2.78	0.19	0.06						
Cobalt	Co	1,480	**1,460**	10,000	**4,900**									
Chromium (III)	Cr(III)	10,000	**10,000**	10,000	**10,000**	21.2	12.9	4.6						
Chromium (VI)	Cr(VI)	221	**218**	1,960	**735**									
Copper	**Cu**	2,950	**2,910**	10,000	**9,790**	**6502**	39.3	24.6						
Molybdenum	Mo	369	**364**	3,260	**1,220**									
Nickel	Ni	1,480	**1,460**	10,000	**4,900**	29.4	7.95	4.38						
Lead	**Pb**	258	**255**	2,290	**857**	**2773**	77.4	93.2						
Tin	Sn	10,000	**10,000**	10,000	**10,000**									
Zinc	Zn	10,000	**10,000**	10,000	**10,000**	3751	139	102						
Mercury	**Hg**	11	**6.52**	**38.40**	45.60	**6.61**	0.94	0.43						
SVOCs (PAH)														
Naphthalene		182	**85.6**	**453**	914	<0.5	<0.5	<0.5						
Acenaphthylene		2,340	**1,510**	10,000	**10,000**	0.6	<0.5	<0.5						
Acenaphthene		3,510	**3,280**	10,000	**10,000**	<0.5	<0.5	<0.5						
Fluorene		2,380	**2,250**	10,000	**7,450**	<0.5	<0.5	<0.5						
Phenanthrene		10,000	**10,000**	10,000	**10,000**	0.8	<0.5	<0.5						
Anthracene		10,000	**10,000**	10,000	**10,000**	<0.5	<0.5	<0.5						
Fluoranthene		2,400	**2,270**	10,000	**7,620**	2.7	<0.5	<0.5						
Pyrene		1,800	**1,710**	10,000	**5,720**	3	<0.5	<0.5						
Chrysene		**871**	919	**1,140**	1,540	2.7	<0.5	<0.5						
Benzo(a)anthracene		12.0	**11.4**	91.8	**38.3**	2.5	<0.5	<0.5						
Benzo(b)fluoranthene		**9.88**	10.1	**17.8**	20.4	5	<1	<1						
Benzo(k)fluoranthene		120	**114**	918	**383**									
Dibenzo(a,h)anthracene		1.20	**1.14**	9.18	**3.83**	0.6	<0.5	<0.5						
Indeno(1,2,3-cd)pyrene		12	**11.4**	91.8	**38.3**	3.4	<0.5	<0.5						
Benzo(g,h,i)perylene		1,800	**1,710**	10,000	**5,740**	2.9	<0.5	<0.5						
Benzo(a)pyrene		1.20	**1.14**	9.18	**3.83**	**3.1**	<0.5	<0.5						
Petroleum Carbon Ranges (PCR/TPH)														
C6 - C8		1,410	**545**	10,000	**10,000**	<472	<432	<252						
C9 - C16		2,240	**1,330**	10,000	**10,000**									
C17 - C35		10,000	**10,000**	10,000	**10,000**									
VOCs														
Benzene		0.704	**0.279**	**9.210**	42.2	<0.2	<0.2	<0.2						
Toluene		1,440	**705**	10,000	**10,000**	<0.2	<0.2	<0.2						
Ethylbenzene		709	**298**	**8,240**	10,000	<0.2	<0.2	<0.2						
Xylenes (Total)		95	**36.8**	**1,230**	10,000	<0.6	<0.6	<0.6						
BTEX														
BTEX		-	-	-	-									

Chemical		Risk-based Remediation Goals for Soil				Depth (m below ground level)								
		Urban Residential	Rural Residential	Industrial	Public Parks	0.4	2.3	3.0						
		(mg/kg)	(mg/kg)	(mg/kg)	(mg/kg)	Grid 17 - TB17								
Metals														
Arsenic	As	22.1	**21.8**	196	**73.5**	6.7	6.7	1.5						
Barium	Ba	10,000	**10,000**	10,000	**10,000**									
Cadmium	Cd	73.8	**72.8**	653	**245**	0.33	0.31	0.04						
Cobalt	Co	1,480	**1,460**	10,000	**4,900**									
Chromium (III)	Cr(III)	10,000	**10,000**	10,000	**10,000**	10.4	15.1	1.1						
Chromium (VI)	Cr(VI)	221	**218**	1,960	**735**									
Copper	Cu	2,950	**2,910**	10,000	**9,790**	60.7	20.8	9.13						
Molybdenum	Mo	369	**364**	3,260	**1,220**									
Nickel	Ni	1,480	**1,460**	10,000	**4,900**	8.29	8.02	1.03						
Lead	Pb	258	**255**	2,290	**857**	116	240	39.4						
Tin	Sn	10,000	**10,000**	10,000	**10,000**									
Zinc	Zn	10,000	**10,000**	10,000	**10,000**	271	143	45						
Mercury	Hg	11	**6.52**	**38.40**	45.60	2.78	1.31	1.07						
SVOCs (PAH)														
Naphthalene		182	**85.6**	**453**	914	<0.5	<0.5	<0.5						
Acenaphthylene		2,340	**1,510**	10,000	**10,000**	<0.5	<0.5	<0.5						
Acenaphthene		3,510	**3,280**	10,000	**10,000**	<0.5	<0.5	<0.5						
Fluorene		2,380	**2,250**	10,000	**7,450**	<0.5	<0.5	<0.5						
Phenanthrene		10,000	**10,000**	10,000	**10,000**	<0.5	<0.5	<0.5						
Anthracene		10,000	**10,000**	10,000	**10,000**	<0.5	<0.5	<0.5						
Fluoranthene		2,400	**2,270**	10,000	**7,620**	<0.5	<0.5	<0.5						
Pyrene		1,800	**1,710**	10,000	**5,720**	<0.5	<0.5	<0.5						
Chrysene		**871**	919	**1,140**	1,540	<0.5	<0.5	<0.5						
Benzo(a)anthracene		12.0	**11.4**	91.8	**38.3**	<0.5	<0.5	<0.5						
Benzo(b)fluoranthene		**9.88**	10.1	**17.8**	20.4	<1	<1	<1						
Benzo(k)fluoranthene		120	**114**	918	**383**									
Dibenzo(a,h)anthracene		1.20	**1.14**	9.18	**3.83**	<0.5	<0.5	<0.5						
Indeno(1,2,3-cd)pyrene		12	**11.4**	91.8	**38.3**	<0.5	0.6	<0.5						
Benzo(g,h,i)perylene		1,800	**1,710**	10,000	**5,740**	<0.5	0.8	<0.5						
Benzo(a)pyrene		1.20	**1.14**	9.18	**3.83**	<0.5	0.8	<0.5						
Petroleum Carbon Ranges (PCR/TPH)														
C6 - C8		1,410	**545**	10,000	**10,000**	<252	<252	<252						
C9 - C16		2,240	**1,330**	10,000	**10,000**									
C17 - C35		10,000	**10,000**	10,000	**10,000**									
VOCs														
Benzene		0.704	**0.279**	**9.210**	42.2	<0.2	<0.2	<0.2						
Toluene		1,440	**705**	10,000	**10,000**	<0.2	<0.2	<0.2						
Ethylbenzene		709	**298**	**8,240**	10,000	<0.2	<0.2	<0.2						
Xylenes (Total)		95	**36.8**	**1,230**	10,000	<0.6	<0.6	<0.6						
BTEX														
BTEX		-	-	-	-									

Chemical		Risk-based Remediation Goals for Soil				Depth (m below ground level)								
		Urban Residential	Rural Residential	Industrial	Public Parks	0.6	2.3	3.5						
		(mg/kg)	(mg/kg)	(mg/kg)	(mg/kg)	Grid 17 - TB19								
Metals														
Arsenic	As	22.1	**21.8**	196	**73.5**	7.1	6	9.6						
Barium	Ba	10,000	**10,000**	10,000	**10,000**									
Cadmium	Cd	73.8	**72.8**	653	**245**	0.49	0.36	0.4						
Cobalt	Co	1,480	**1,460**	10,000	**4,900**									
Chromium (III)	Cr(III)	10,000	**10,000**	10,000	**10,000**	11.7	8.26	7.97						
Chromium (VI)	Cr(VI)	221	**218**	1,960	**735**									
Copper	Cu	2,950	**2,910**	10,000	**9,790**	69.8	73.8	64.4						
Molybdenum	Mo	369	**364**	3,260	**1,220**									
Nickel	Ni	1,480	**1,460**	10,000	**4,900**	8.84	7.24	5.9						
Lead	Pb	258	**255**	2,290	**857**	166	153	136						
Tin	Sn	10,000	**10,000**	10,000	**10,000**									
Zinc	Zn	10,000	**10,000**	10,000	**10,000**	368	240	244						
Mercury	Hg	11	**6.52**	**38.40**	45.60	1.14	3.63	4.03						
SVOCs (PAH)														
Naphthalene		182	**85.6**	**453**	914	<0.5	<0.5	<0.5						
Acenaphthylene		2,340	**1,510**	10,000	**10,000**	<0.5	<0.5	<0.5						
Acenaphthene		3,510	**3,280**	10,000	**10,000**	<0.5	<0.5	<0.5						
Fluorene		2,380	**2,250**	10,000	**7,450**	<0.5	<0.5	<0.5						
Phenanthrene		10,000	**10,000**	10,000	**10,000**	<0.5	<0.5	<0.5						
Anthracene		10,000	**10,000**	10,000	**10,000**	<0.5	<0.5	<0.5						
Fluoranthene		2,400	**2,270**	10,000	**7,620**	<0.5	<0.5	<0.5						
Pyrene		1,800	**1,710**	10,000	**5,720**	<0.5	<0.5	<0.5						
Chrysene		**871**	919	**1,140**	1,540	<0.5	<0.5	<0.5						
Benzo(a)anthracene		12.0	**11.4**	91.8	**38.3**	<0.5	<0.5	<0.5						
Benzo(b)fluoranthene		**9.88**	10.1	**17.8**	20.4	<1	1	<1						
Benzo(k)fluoranthene		120	**114**	918	**383**									
Dibenzo(a,h)anthracene		1.20	**1.14**	9.18	**3.83**	<0.5	<0.5	<0.5						
Indeno(1,2,3-cd)pyrene		12	**11.4**	91.8	**38.3**	<0.5	0.7	<0.5						
Benzo(g,h,i)perylene		1,800	**1,710**	10,000	**5,740**	<0.5	0.6	<0.5						
Benzo(a)pyrene		1.20	**1.14**	9.18	**3.83**	<0.5	0.5	<0.5						
Petroleum Carbon Ranges (PCR/TPH)														
C6 - C8		1,410	**545**	10,000	**10,000**	<252	<252	<252						
C9 - C16		2,240	**1,330**	10,000	**10,000**									
C17 - C35		10,000	**10,000**	10,000	**10,000**									
VOCs														
Benzene		0.704	**0.279**	**9.210**	42.2	<0.2	<0.2	<0.2						
Toluene		1,440	**705**	10,000	**10,000**	<0.2	<0.2	<0.2						
Ethylbenzene		709	**298**	**8,240**	10,000	<0.2	<0.2	<0.2						
Xylenes (Total)		95	**36.8**	**1,230**	10,000	<0.6	<0.6	<0.6						
BTEX														
BTEX		-	-	-	-									

Chemical		Risk-based Remediation Goals for Soil				Depth (m below ground level)								
		Urban Residential	Rural Residential	Industrial	Public Parks	1.0	2.4	3.8						
		(mg/kg)	(mg/kg)	(mg/kg)	(mg/kg)	Grid 18 - TB18								
Metals														
Arsenic	As	22.1	**21.8**	196	**73.5**	4.2	2.5	8.9						
Barium	Ba	10,000	**10,000**	10,000	**10,000**									
Cadmium	Cd	73.8	**72.8**	653	**245**	0.32	0.08	0.14						
Cobalt	Co	1,480	**1,460**	10,000	**4,900**									
Chromium (III)	Cr(III)	10,000	**10,000**	10,000	**10,000**	3.37	2.44	11.1						
Chromium (VI)	Cr(VI)	221	**218**	1,960	**735**									
Copper	Cu	2,950	**2,910**	10,000	**9,790**	38.3	14.6	17.6						
Molybdenum	Mo	369	**364**	3,260	**1,220**									
Nickel	Ni	1,480	**1,460**	10,000	**4,900**	2.46	1.25	5.68						
Lead	Pb	258	**255**	2,290	**857**	248	80.5	62.3						
Tin	Sn	10,000	**10,000**	10,000	**10,000**									
Zinc	Zn	10,000	**10,000**	10,000	**10,000**	378	38	86.7						
Mercury	Hg	11	**6.52**	**38.40**	45.60	1.72	0.5	0.54						
SVOCs (PAH)														
Naphthalene		182	**85.6**	**453**	914	<0.5	<0.5	<0.5						
Acenaphthylene		2,340	**1,510**	10,000	**10,000**	<0.5	<0.5	<0.5						
Acenaphthene		3,510	**3,280**	10,000	**10,000**	<0.5	<0.5	<0.5						
Fluorene		2,380	**2,250**	10,000	**7,450**	<0.5	<0.5	<0.5						
Phenanthrene		10,000	**10,000**	10,000	**10,000**	<0.5	<0.5	<0.5						
Anthracene		10,000	**10,000**	10,000	**10,000**	<0.5	<0.5	<0.5						
Fluoranthene		2,400	**2,270**	10,000	**7,620**	<0.5	<0.5	0.5						
Pyrene		1,800	**1,710**	10,000	**5,720**	<0.5	<0.5	0.6						
Chrysene		**871**	919	**1,140**	1,540	<0.5	<0.5	<0.5						
Benzo(a)anthracene		12.0	**11.4**	91.8	**38.3**	<0.5	<0.5	<0.5						
Benzo(b)fluoranthene		**9.88**	10.1	**17.8**	20.4	<1	<1	<1						
Benzo(k)fluoranthene		120	**114**	918	**383**									
Dibenzo(a,h)anthracene		1.20	**1.14**	9.18	**3.83**	<0.5	<0.5	<0.5						
Indeno(1,2,3-cd)pyrene		12	**11.4**	91.8	**38.3**	<0.5	<0.5	<0.5						
Benzo(g,h,i)perylene		1,800	**1,710**	10,000	**5,740**	<0.5	<0.5	<0.5						
Benzo(a)pyrene		1.20	**1.14**	9.18	**3.83**	<0.5	<0.5	0.6						
Petroleum Carbon Ranges (PCR/TPH)														
C6 - C8		1,410	**545**	10,000	**10,000**	<252	<252	<252						
C9 - C16		2,240	**1,330**	10,000	**10,000**									
C17 - C35		10,000	**10,000**	10,000	**10,000**									
VOCs														
Benzene		0.704	**0.279**	**9.210**	42.2	<0.2	<0.2	<0.2						
Toluene		1,440	**705**	10,000	**10,000**	<0.2	<0.2	<0.2						
Ethylbenzene		709	**298**	**8,240**	10,000	<0.2	<0.2	<0.2						
Xylenes (Total)		95	**36.8**	**1,230**	10,000	<0.6	<0.6	<0.6						
BTEX														
BTEX		-	-	-	-									

Chemical		Risk-based Remediation Goals for Soil				Depth (m below ground level)								
		Urban Residential	Rural Residential	Industrial	Public Parks	0.5	1.0	1.3	2.0	3.0				
		(mg/kg)	(mg/kg)	(mg/kg)	(mg/kg)	Grid 18 - TB29								
Metals														
Arsenic	As	22.1	**21.8**	196	**73.5**	11	5.7	5.8	9.2	6.3				
Barium	Ba	10,000	**10,000**	10,000	**10,000**									
Cadmium	Cd	73.8	**72.8**	653	**245**	0.77	<0.02	0.23	0.74	0.2				
Cobalt	Co	1,480	**1,460**	10,000	**4,900**									
Chromium (III)	Cr(III)	10,000	**10,000**	10,000	**10,000**	17.9	0.33	8.9	14.1	7.88				
Chromium (VI)	Cr(VI)	221	**218**	1,960	**735**									
Copper	Cu	2,950	**2,910**	10,000	**9,790**	104	34.3	117	86.3	23.3				
Molybdenum	Mo	369	**364**	3,260	**1,220**									
Nickel	Ni	1,480	**1,460**	10,000	**4,900**	12.8	0.16	3.97	10.2	4.5				
Lead	**Pb**	258	**255**	2,290	**857**	250	13.4	130	**1371**	**666**				
Tin	Sn	10,000	**10,000**	10,000	**10,000**									
Zinc	Zn	10,000	**10,000**	10,000	**10,000**	679	45.2	677	1715	325				
Mercury	Hg	11	**6.52**	**38.40**	45.60	0.6	0.04	2.03	0.72	1.75				
SVOCs (PAH)														
Naphthalene		182	**85.6**	**453**	914	<0.5	<0.5	<0.5	<0.5	<0.5				
Acenaphthylene		2,340	**1,510**	10,000	**10,000**	<0.5	<0.5	<0.5	<0.5	<0.5				
Acenaphthene		3,510	**3,280**	10,000	**10,000**	<0.5	<0.5	<0.5	<0.5	<0.5				
Fluorene		2,380	**2,250**	10,000	**7,450**	<0.5	<0.5	<0.5	<0.5	<0.5				
Phenanthrene		10,000	**10,000**	10,000	**10,000**	<0.5	<0.5	<0.5	<0.5	<0.5				
Anthracene		10,000	**10,000**	10,000	**10,000**	<0.5	<0.5	<0.5	<0.5	<0.5				
Fluoranthene		2,400	**2,270**	10,000	**7,620**	<0.5	<0.5	<0.5	<0.5	0.7				
Pyrene		1,800	**1,710**	10,000	**5,720**	0.5	<0.5	<0.5	<0.5	0.8				
Chrysene		**871**	919	**1,140**	1,540	<0.5	<0.5	<0.5	<0.5	0.6				
Benzo(a)anthracene		12.0	**11.4**	91.8	**38.3**	<0.5	<0.5	<0.5	<0.5	0.5				
Benzo(b)fluoranthene		**9.88**	10.1	**17.8**	20.4	<1	<1	<1	<1	1				
Benzo(k)fluoranthene		120	**114**	918	**383**									
Dibenzo(a,h)anthracene		1.20	**1.14**	9.18	**3.83**	<0.5	<0.5	<0.5	<0.5	<0.5				
Indeno(1,2,3-cd)pyrene		12	**11.4**	91.8	**38.3**	<0.5	<0.5	<0.5	<0.5	0.8				
Benzo(g,h,i)perylene		1,800	**1,710**	10,000	**5,740**	<0.5	<0.5	<0.5	<0.5	0.7				
Benzo(a)pyrene		1.20	**1.14**	9.18	**3.83**	<0.5	<0.5	<0.5	<0.5	0.7				
Petroleum Carbon Ranges (PCR/TPH)														
C6 - C8		1,410	**545**	10,000	**10,000**	<312	<252	<252	<252	<252				
C9 - C16		2,240	**1,330**	10,000	**10,000**									
C17 - C35		10,000	**10,000**	10,000	**10,000**									
VOCs														
Benzene		0.704	**0.279**	**9.210**	42.2	<0.2	<0.2	<0.2	<0.2	<0.2				
Toluene		1,440	**705**	10,000	**10,000**	<0.2	<0.2	<0.2	<0.2	<0.2				
Ethylbenzene		709	**298**	**8,240**	10,000	<0.2	<0.2	<0.2	<0.2	<0.2				
Xylenes (Total)		95	**36.8**	**1,230**	10,000	<0.6	<0.6	<0.6	<0.6	<0.6				
BTEX														
BTEX		-	-	-	-									

Chemical		Risk-based Remediation Goals for Soil				Depth (m below ground level)								
		Urban Residential	Rural Residential	Industrial	Public Parks	0.3	1.5	3.2						
		(mg/kg)	(mg/kg)	(mg/kg)	(mg/kg)	Grid 20 - TB20								
Metals														
Arsenic	**As**	22.1	**21.8**	196	**73.5**	**33.5**	1.5	9.5						
Barium	Ba	10,000	**10,000**	10,000	**10,000**									
Cadmium	Cd	73.8	**72.8**	653	**245**	5.23	0.04	<0.02						
Cobalt	Co	1,480	**1,460**	10,000	**4,900**									
Chromium (III)	Cr(III)	10,000	**10,000**	10,000	**10,000**	35.6	2.83	3						
Chromium (VI)	Cr(VI)	221	**218**	1,960	**735**									
Copper	Cu	2,950	**2,910**	10,000	**9,790**	344	112	62.6						
Molybdenum	Mo	369	**364**	3,260	**1,220**									
Nickel	Ni	1,480	**1,460**	10,000	**4,900**	24.2	2.14	1.04						
Lead	**Pb**	258	**255**	2,290	**857**	**2764**	26.9	20.2						
Tin	Sn	10,000	**10,000**	10,000	**10,000**									
Zinc	Zn	10,000	**10,000**	10,000	**10,000**	2937	47.6	86.5						
Mercury	Hg	11	**6.52**	**38.40**	45.60	3.88	0.29	0.31						
SVOCs (PAH)														
Naphthalene		182	**85.6**	**453**	914	<0.5	1	<0.5						
Acenaphthylene		2,340	**1,510**	10,000	**10,000**	1.1	5.8	<0.5						
Acenaphthene		3,510	**3,280**	10,000	**10,000**	<0.5	<1.0	<0.5						
Fluorene		2,380	**2,250**	10,000	**7,450**	<0.5	0.9	<0.5						
Phenanthrene		10,000	**10,000**	10,000	**10,000**	7.5	6.8	<0.5						
Anthracene		10,000	**10,000**	10,000	**10,000**	<0.5	7.3	<0.5						
Fluoranthene		2,400	**2,270**	10,000	**7,620**	9.2	18.3	<0.5						
Pyrene		1,800	**1,710**	10,000	**5,720**	11	120	<0.5						
Chrysene		**871**	919	**1,140**	1,540	4.6	33.8	<0.5						
Benzo(a)anthracene		12.0	**11.4**	91.8	**38.3**	2.3	**11.5**	<0.5						
Benzo(b)fluoranthene		**9.88**	10.1	**17.8**	20.4	9	**160**	<1						
Benzo(k)fluoranthene		120	**114**	918	**383**									
Dibenzo(a,h)anthracene		1.20	**1.14**	9.18	**3.83**	**2.9**	<1.0	<0.5						
Indeno(1,2,3-cd)pyrene		12	**11.4**	91.8	**38.3**	5.4	4.5	<0.5						
Benzo(g,h,i)perylene		1,800	**1,710**	10,000	**5,740**	5.5	4.7	<0.5						
Benzo(a)pyrene		1.20	**1.14**	9.18	**3.83**	**4.4**	**110**	<0.5						
Petroleum Carbon Ranges (PCR/TPH)														
C6 - C8		1,410	**545**	10,000	**10,000**	<532	**<69812**	<252						
C9 - C16		2,240	**1,330**	10,000	**10,000**									
C17 - C35		10,000	**10,000**	10,000	**10,000**									
VOCs														
Benzene		0.704	**0.279**	**9.210**	42.2	<0.2	<0.2	<0.2						
Toluene		1,440	**705**	10,000	**10,000**	<0.2	<0.2	<0.2						
Ethylbenzene		709	**298**	**8,240**	10,000	<0.2	<0.2	<0.2						
Xylenes (Total)		95	**36.8**	**1,230**	10,000	<0.6	<0.6	<0.6						
BTEX														
BTEX		-	-	-	-									

Chemical		Risk-based Remediation Goals for Soil				Depth (m below ground level)								
		Urban Residential	Rural Residential	Industrial	Public Parks	0.5	1.5	3.0						
		(mg/kg)	(mg/kg)	(mg/kg)	(mg/kg)	Grid 26 - TB2								
Metals														
Arsenic	**As**	22.1	**21.8**	196	73.5	**40.1**	2.5	4.1						
Barium	Ba	10,000	**10,000**	10,000	10,000									
Cadmium	Cd	73.8	**72.8**	653	245	1.83	0.11	0.08						
Cobalt	Co	1,480	**1,460**	10,000	4,900									
Chromium (III)	Cr(III)	10,000	**10,000**	10,000	10,000	26.5	9.17	10.3						
Chromium (VI)	Cr(VI)	221	**218**	1,960	735									
Copper	Cu	2,950	**2,910**	10,000	9,790	1202	18.7	11						
Molybdenum	Mo	369	**364**	3,260	1,220									
Nickel	Ni	1,480	**1,460**	10,000	4,900	33.4	2.43	2.19						
Lead	**Pb**	258	**255**	2,290	857	**1825**	65.6	34.6						
Tin	Sn	10,000	**10,000**	10,000	10,000									
Zinc	Zn	10,000	**10,000**	10,000	10,000	1528	35.7	23.3						
Mercury	Hg	11	**6.52**	38.40	45.60	0.18	0.33	0.38						
SVOCs (PAH)														
Naphthalene		182	**85.6**	453	914	<0.5	<0.5	<0.5						
Acenaphthylene		2,340	**1,510**	10,000	10,000	<0.5	<0.5	<0.5						
Acenaphthene		3,510	**3,280**	10,000	10,000	<0.5	<0.5	<0.5						
Fluorene		2,380	**2,250**	10,000	7,450	<0.5	<0.5	<0.5						
Phenanthrene		10,000	**10,000**	10,000	10,000	<0.5	<0.5	<0.5						
Anthracene		10,000	**10,000**	10,000	10,000	<0.5	<0.5	<0.5						
Fluoranthene		2,400	**2,270**	10,000	7,620	<0.5	<0.5	<0.5						
Pyrene		1,800	**1,710**	10,000	5,720	0.5	<0.5	<0.5						
Chrysene		**871**	919	1,140	1,540	<0.5	<0.5	<0.5						
Benzo(a)anthracene		12.0	**11.4**	91.8	38.3	<0.5	<0.5	<0.5						
Benzo(b)fluoranthene		**9.88**	10.1	17.8	20.4	<1	<1	<1						
Benzo(k)fluoranthene		120	**114**	918	383									
Dibenzo(a,h)anthracene		1.20	**1.14**	9.18	3.83	<0.5	<0.5	<0.5						
Indeno(1,2,3-cd)pyrene		12	**11.4**	91.8	38.3	0.6	<0.5	<0.5						
Benzo(g,h,i)perylene		1,800	**1,710**	10,000	5,740	<0.5	<0.5	<0.5						
Benzo(a)pyrene		1.20	**1.14**	9.18	3.83	<0.5	<0.5	<0.5						
Petroleum Carbon Ranges (PCR/TPH)														
C6 - C8		1,410	**545**	10,000	10,000	<542	<252	<252						
C9 - C16		2,240	**1,330**	10,000	10,000									
C17 - C35		10,000	**10,000**	10,000	10,000									
VOCs														
Benzene		0.704	**0.279**	9.210	42.2	<0.2	<0.2	<0.2						
Toluene		1,440	**705**	10,000	10,000	<0.2	<0.2	<0.2						
Ethylbenzene		709	**298**	8,240	10,000	<0.2	<0.2	<0.2						
Xylenes (Total)		95	**36.8**	1,230	10,000	<0.6	<0.6	<0.6						
BTEX														
BTEX		-	-	-	-									

Chemical		Risk-based Remediation Goals for Soil				Depth (m below ground level)								
		Urban Residential	Rural Residential	Industrial	Public Parks	0.4	2.5	3.5						
		(mg/kg)	(mg/kg)	(mg/kg)	(mg/kg)	Grid 27 - TB14								
Metals														
Arsenic	As	22.1	**21.8**	196	73.5	5.6	4.4	2.6						
Barium	Ba	10,000	**10,000**	10,000	10,000									
Cadmium	Cd	73.8	**72.8**	653	245	0.1	<0.02	<0.02						
Cobalt	Co	1,480	**1,460**	10,000	4,900									
Chromium (III)	Cr(III)	10,000	**10,000**	10,000	10,000	3.52	3.59	1.91						
Chromium (VI)	Cr(VI)	221	**218**	1,960	735									
Copper	Cu	2,950	**2,910**	10,000	9,790	14.6	2.53	40.5						
Molybdenum	Mo	369	**364**	3,260	1,220									
Nickel	Ni	1,480	**1,460**	10,000	4,900	3.1	1.1	1.23						
Lead	Pb	258	**255**	2,290	857	130	37	29.5						
Tin	Sn	10,000	**10,000**	10,000	10,000									
Zinc	Zn	10,000	**10,000**	10,000	10,000	104	12.5	30.3						
Mercury	Hg	11	**6.52**	38.40	45.60	0.98	0.11	0.07						
SVOCs (PAH)														
Naphthalene		182	**85.6**	453	914	<0.5	<0.5	<0.5						
Acenaphthylene		2,340	**1,510**	10,000	10,000	<0.5	<0.5	<0.5						
Acenaphthene		3,510	**3,280**	10,000	10,000	<0.5	<0.5	<0.5						
Fluorene		2,380	**2,250**	10,000	7,450	<0.5	<0.5	<0.5						
Phenanthrene		10,000	**10,000**	10,000	10,000	<0.5	<0.5	<0.5						
Anthracene		10,000	**10,000**	10,000	10,000	<0.5	<0.5	<0.5						
Fluoranthene		2,400	**2,270**	10,000	7,620	<0.5	<0.5	<0.5						
Pyrene		1,800	**1,710**	10,000	5,720	<0.5	<0.5	<0.5						
Chrysene		**871**	919	1,140	1,540	<0.5	<0.5	<0.5						
Benzo(a)anthracene		12.0	**11.4**	91.8	38.3	<0.5	<0.5	<0.5						
Benzo(b)fluoranthene		**9.88**	10.1	17.8	20.4	<1	<1	<1						
Benzo(k)fluoranthene		120	**114**	918	383									
Dibenzo(a,h)anthracene		1.20	**1.14**	9.18	3.83	<0.5	<0.5	<0.5						
Indeno(1,2,3-cd)pyrene		12	**11.4**	91.8	38.3	<0.5	<0.5	<0.5						
Benzo(g,h,i)perylene		1,800	**1,710**	10,000	5,740	<0.5	<0.5	<0.5						
Benzo(a)pyrene		1.20	**1.14**	9.18	3.83	<0.5	<0.5	<0.5						
Petroleum Carbon Ranges (PCR/TPH)														
C6 - C8		1,410	**545**	10,000	10,000	<252	<252	<252						
C9 - C16		2,240	**1,330**	10,000	10,000									
C17 - C35		10,000	**10,000**	10,000	10,000									
VOCs														
Benzene		0.704	**0.279**	9.210	42.2	<0.2	<0.2	<0.2						
Toluene		1,440	**705**	10,000	10,000	<0.2	<0.2	<0.2						
Ethylbenzene		709	**298**	8,240	10,000	<0.2	<0.2	<0.2						
Xylenes (Total)		95	**36.8**	1,230	10,000	<0.6	<0.6	<0.6						
BTEX														
BTEX		-	-	-	-									

Chemical		Risk-based Remediation Goals for Soil				Depth (m below ground level)								
		Urban Residential	Rural Residential	Industrial	Public Parks	1.2	2.0	3.0	4.0					
		(mg/kg)	(mg/kg)	(mg/kg)	(mg/kg)	Grid 27 - TB24								
Metals														
Arsenic	As	22.1	**21.8**	196	73.5	11.7	9.5	13.3	11.4					
Barium	Ba	10,000	**10,000**	10,000	10,000									
Cadmium	Cd	73.8	**72.8**	653	245	0.42	0.36	0.41	0.23					
Cobalt	Co	1,480	**1,460**	10,000	4,900									
Chromium (III)	Cr(III)	10,000	**10,000**	10,000	10,000	8.24	4.36	7.54	7					
Chromium (VI)	Cr(VI)	221	**218**	1,960	735									
Copper	Cu	2,950	**2,910**	10,000	9,790	64.6	80.3	164	17					
Molybdenum	Mo	369	**364**	3,260	1,220									
Nickel	Ni	1,480	**1,460**	10,000	4,900	4.85	3.96	6.25	4.76					
Lead	**Pb**	258	**255**	2,290	857	**427**	**351**	**415**	162					
Tin	Sn	10,000	**10,000**	10,000	10,000									
Zinc	Zn	10,000	**10,000**	10,000	10,000	420	405	452	271					
Mercury	Hg	11	**6.52**	38.40	45.60	2.3	2.69	1.66	0.92					
SVOCs (PAH)														
Naphthalene		182	**85.6**	453	914	<0.5	<0.5	<0.5	<0.5					
Acenaphthylene		2,340	**1,510**	10,000	10,000	<0.5	<0.5	<0.5	<0.5					
Acenaphthene		3,510	**3,280**	10,000	10,000	<0.5	<0.5	<0.5	<0.5					
Fluorene		2,380	**2,250**	10,000	7,450	<0.5	<0.5	<0.5	<0.5					
Phenanthrene		10,000	**10,000**	10,000	10,000	<0.5	<0.5	<0.5	<0.5					
Anthracene		10,000	**10,000**	10,000	10,000	<0.5	<0.5	<0.5	<0.5					
Fluoranthene		2,400	**2,270**	10,000	7,620	0.7	<0.5	0.8	<0.5					
Pyrene		1,800	**1,710**	10,000	5,720	0.9	<0.5	0.9	<0.5					
Chrysene		**871**	919	1,140	1,540	0.5	<0.5	0.5	<0.5					
Benzo(a)anthracene		12.0	**11.4**	91.8	38.3	<0.5	<0.5	<0.5	<0.5					
Benzo(b)fluoranthene		**9.88**	10.1	17.8	20.4	1	<1	1	<1					
Benzo(k)fluoranthene		120	**114**	918	383									
Dibenzo(a,h)anthracene		1.20	**1.14**	9.18	3.83	<0.5	<0.5	<0.5	<0.5					
Indeno(1,2,3-cd)pyrene		12	**11.4**	91.8	38.3	0.5	<0.5	0.6	<0.5					
Benzo(g,h,i)perylene		1,800	**1,710**	10,000	5,740	0.5	<0.5	0.6	<0.5					
Benzo(a)pyrene		1.20	**1.14**	9.18	3.83	0.6	<0.5	0.6	<0.5					
Petroleum Carbon Ranges (PCR/TPH)														
C6 - C8		1,410	**545**	10,000	10,000	<252	<252	<272	<252					
C9 - C16		2,240	**1,330**	10,000	10,000									
C17 - C35		10,000	**10,000**	10,000	10,000									
VOCs														
Benzene		0.704	**0.279**	9.210	42.2	<0.2	<0.2	<0.2	<0.2					
Toluene		1,440	**705**	10,000	10,000	<0.2	<0.2	<0.2	<0.2					
Ethylbenzene		709	**298**	8,240	10,000	<0.2	<0.2	<0.2	<0.2					
Xylenes (Total)		95	**36.8**	1,230	10,000	<0.6	<0.6	<0.6	<0.6					
BTEX														
BTEX		-	-	-	-									

Chemical		Risk-based Remediation Goals for Soil				Depth (m below ground level)								
		Urban Residential	Rural Residential	Industrial	Public Parks	0.9	1.6	2.9	3.9					
		(mg/kg)	(mg/kg)	(mg/kg)	(mg/kg)	Grid 32 - TB25								
Metals														
Arsenic	As	22.1	**21.8**	196	73.5	1.9	9.1	6.4	3.4					
Barium	Ba	10,000	**10,000**	10,000	10,000									
Cadmium	Cd	73.8	**72.8**	653	245	<0.02	0.06	0.08	0.06					
Cobalt	Co	1,480	**1,460**	10,000	4,900									
Chromium (III)	Cr(III)	10,000	**10,000**	10,000	10,000	2.08	4.59	2.02	1.2					
Chromium (VI)	Cr(VI)	221	**218**	1,960	735									
Copper	Cu	2,950	**2,910**	10,000	9,790	1.15	6.79	20.4	25.1					
Molybdenum	Mo	369	**364**	3,260	1,220									
Nickel	Ni	1,480	**1,460**	10,000	4,900	0.36	3.55	1.86	0.66					
Lead	**Pb**	258	**255**	2,290	857	31.9	34.4	**366**	**321**					
Tin	Sn	10,000	**10,000**	10,000	10,000									
Zinc	Zn	10,000	**10,000**	10,000	10,000	11.2	46.6	120	237					
Mercury	Hg	11	**6.52**	38.40	45.60	0.15	0.25	0.89	5.37					
SVOCs (PAH)														
Naphthalene		182	**85.6**	453	914	<0.5	<0.5	<0.5	<0.5					
Acenaphthylene		2,340	**1,510**	10,000	10,000	<0.5	<0.5	<0.5	<0.5					
Acenaphthene		3,510	**3,280**	10,000	10,000	<0.5	<0.5	<0.5	<0.5					
Fluorene		2,380	**2,250**	10,000	7,450	<0.5	<0.5	<0.5	<0.5					
Phenanthrene		10,000	**10,000**	10,000	10,000	<0.5	0.8	<0.5	0.5					
Anthracene		10,000	**10,000**	10,000	10,000	<0.5	<0.5	<0.5	<0.5					
Fluoranthene		2,400	**2,270**	10,000	7,620	<0.5	2.4	0.8	1.2					
Pyrene		1,800	**1,710**	10,000	5,720	<0.5	3.2	1.1	1.6					
Chrysene		**871**	919	1,140	1,540	<0.5	3.1	<0.5	0.7					
Benzo(a)anthracene		12.0	**11.4**	91.8	38.3	<0.5	2.5	<0.5	0.7					
Benzo(b)fluoranthene		**9.88**	10.1	17.8	20.4	<1	7	<1	1					
Benzo(k)fluoranthene		120	**114**	918	383									
Dibenzo(a,h)anthracene		1.20	**1.14**	9.18	3.83	<0.5	0.6	<0.5	<0.5					
Indeno(1,2,3-cd)pyrene		12	**11.4**	91.8	38.3	<0.5	3.2	<0.5	<0.5					
Benzo(g,h,i)perylene		1,800	**1,710**	10,000	5,740	<0.5	3.5	<0.5	<0.5					
Benzo(a)pyrene		1.20	**1.14**	9.18	3.83	<0.5	**5**	0.6	0.8					
Petroleum Carbon Ranges (PCR/TPH)														
C6 - C8		1,410	**545**	10,000	10,000	<252	<252	<252	<252					
C9 - C16		2,240	**1,330**	10,000	10,000									
C17 - C35		10,000	**10,000**	10,000	10,000									
VOCs														
Benzene		0.704	**0.279**	9.210	42.2	<0.2	<0.2	<0.2	<0.2					
Toluene		1,440	**705**	10,000	10,000	<0.2	<0.2	<0.2	<0.2					
Ethylbenzene		709	**298**	8,240	10,000	<0.2	<0.2	<0.2	<0.2					
Xylenes (Total)		95	**36.8**	1,230	10,000	<0.6	<0.6	<0.6	<0.6					
BTEX														
BTEX		-	-	-	-									

Chemical		Risk-based Remediation Goals for Soil				Depth (m below ground level)								
		Urban Residential	Rural Residential	Industrial	Public Parks	0.3	1.3	2.5	3.2					
		(mg/kg)	(mg/kg)	(mg/kg)	(mg/kg)	Grid D - TB1								
Metals														
Arsenic	As	22.1	**21.8**	196	73.5	13.7	17.5	14.3	10.3					
Barium	Ba	10,000	**10,000**	10,000	10,000									
Cadmium	Cd	73.8	**72.8**	653	245	19.3	6.77	2.13	0.17					
Cobalt	Co	1,480	**1,460**	10,000	4,900									
Chromium (III)	Cr(III)	10,000	**10,000**	10,000	10,000	28	43	13.4	7.02					
Chromium (VI)	Cr(VI)	221	**218**	1,960	735									
Copper	**Cu**	2,950	**2,910**	10,000	9,790	**5291**	1749	220	63.2					
Molybdenum	Mo	369	**364**	3,260	1,220									
Nickel	Ni	1,480	**1,460**	10,000	4,900	27	20.6	16.1	8.16					
Lead	**Pb**	258	**255**	2,290	857	**13600**	**1408**	**442**	172					
Tin	Sn	10,000	**10,000**	10,000	10,000									
Zinc	**Zn**	10,000	**10,000**	10,000	10,000	**11800**	9262	2931	167					
Mercury	Hg	11	**6.52**	38.40	45.60	1.99	2.38	1.14	0.7					
SVOCs (PAH)														
Naphthalene		182	**85.6**	453	914	<0.5	<0.5	<0.5	<0.5					
Acenaphthylene		2,340	**1,510**	10,000	10,000	<0.5	0.6	<0.5	<0.5					
Acenaphthene		3,510	**3,280**	10,000	10,000	<0.5	<0.5	<0.5	<0.5					
Fluorene		2,380	**2,250**	10,000	7,450	<0.5	<0.5	<0.5	<0.5					
Phenanthrene		10,000	**10,000**	10,000	10,000	<0.5	0.5	<0.5	<0.5					
Anthracene		10,000	**10,000**	10,000	10,000	<0.5	<0.5	<0.5	<0.5					
Fluoranthene		2,400	**2,270**	10,000	7,620	<0.5	1.1	0.5	<0.5					
Pyrene		1,800	**1,710**	10,000	5,720	<0.5	1	0.6	<0.5					
Chrysene		**871**	919	1,140	1,540	<0.5	0.6	<0.5	<0.5					
Benzo(a)anthracene		12.0	**11.4**	91.8	38.3	<0.5	0.7	<0.5	<0.5					
Benzo(b)fluoranthene		**9.88**	10.1	17.8	20.4	<1	2	<1	<1					
Benzo(k)fluoranthene		120	**114**	918	383									
Dibenzo(a,h)anthracene		1.20	**1.14**	9.18	3.83	<0.5	<0.5	<0.5	<0.5					
Indeno(1,2,3-cd)pyrene		12	**11.4**	91.8	38.3	<0.5	0.9	<0.5	<0.5					
Benzo(g,h,i)perylene		1,800	**1,710**	10,000	5,740	<0.5	0.7	<0.5	<0.5					
Benzo(a)pyrene		1.20	**1.14**	9.18	3.83									
Petroleum Carbon Ranges (PCR/TPH)														
C6 - C8		1,410	**545**	10,000	10,000	<402	**<619**	**<1112**	<489					
C9 - C16		2,240	**1,330**	10,000	10,000									
C17 - C35		10,000	**10,000**	10,000	10,000									
VOCs														
Benzene		0.704	**0.279**	9.210	42.2	<0.2	<0.2	<0.2	<0.2					
Toluene		1,440	**705**	10,000	10,000	<0.2	<0.2	<0.2	<0.2					
Ethylbenzene		709	**298**	8,240	10,000	<0.2	<0.2	<0.2	<0.2					
Xylenes (Total)		95	**36.8**	1,230	10,000	<0.6	<0.6	<0.6	<0.6					
BTEX														
BTEX		-	-	-	-									

Chemical		Risk-based Remediation Goals for Soil				Depth (m below ground level)								
		Urban Residential	Rural Residential	Industrial	Public Parks	0.5	2.4	3.5	4.9					
		(mg/kg)	(mg/kg)	(mg/kg)	(mg/kg)	Grid D - TB21								
Metals														
Arsenic	As	22.1	**21.8**	196	73.5	14.2	7.6	7.9	6.5					
Barium	Ba	10,000	**10,000**	10,000	10,000									
Cadmium	Cd	73.8	**72.8**	653	245	3.51	0.11	0.1	0.09					
Cobalt	Co	1,480	**1,460**	10,000	4,900									
Chromium (III)	Cr(III)	10,000	**10,000**	10,000	10,000	14.4	1.93	3.58	0.82					
Chromium (VI)	Cr(VI)	221	**218**	1,960	735									
Copper	Cu	2,950	**2,910**	10,000	9,790	925	15.5	7.4	7.16					
Molybdenum	Mo	369	**364**	3,260	1,220									
Nickel	Ni	1,480	**1,460**	10,000	4,900	14.9	1.58	1.36	1.15					
Lead	**Pb**	258	**255**	2,290	857	**1844**	109	34.3	158					
Tin	Sn	10,000	**10,000**	10,000	10,000									
Zinc	Zn	10,000	**10,000**	10,000	10,000	3099	197	137	111					
Mercury	Hg	11	**6.52**	38.40	45.60	2.67	1.57	0.65	2.71					
SVOCs (PAH)														
Naphthalene		182	**85.6**	453	914	<0.5	<0.5	<0.5	<0.5					
Acenaphthylene		2,340	**1,510**	10,000	10,000	<0.5	<0.5	<0.5	<0.5					
Acenaphthene		3,510	**3,280**	10,000	10,000	<0.5	<0.5	<0.5	<0.5					
Fluorene		2,380	**2,250**	10,000	7,450	<0.5	<0.5	<0.5	<0.5					
Phenanthrene		10,000	**10,000**	10,000	10,000	<0.5	<0.5	<0.5	<0.5					
Anthracene		10,000	**10,000**	10,000	10,000	<0.5	<0.5	<0.5	<0.5					
Fluoranthene		2,400	**2,270**	10,000	7,620	0.7	<0.5	<0.5	<0.5					
Pyrene		1,800	**1,710**	10,000	5,720	0.7	<0.5	<0.5	<0.5					
Chrysene		**871**	919	1,140	1,540	<0.5	<0.5	<0.5	<0.5					
Benzo(a)anthracene		12.0	**11.4**	91.8	38.3	<0.5	<0.5	<0.5	<0.5					
Benzo(b)fluoranthene		**9.88**	10.1	17.8	20.4	<1	<1	<1	<1					
Benzo(k)fluoranthene		120	**114**	918	383									
Dibenzo(a,h)anthracene		1.20	**1.14**	9.18	3.83	<0.5	<0.5	<0.5	<0.5					
Indeno(1,2,3-cd)pyrene		12	**11.4**	91.8	38.3	<0.5	<0.5	<0.5	<0.5					
Benzo(g,h,i)perylene		1,800	**1,710**	10,000	5,740	<0.5	<0.5	<0.5	<0.5					
Benzo(a)pyrene		1.20	**1.14**	9.18	3.83	<0.5	<0.5	<0.5	<0.5					
Petroleum Carbon Ranges (PCR/TPH)														
C6 - C8		1,410	**545**	10,000	10,000	<252	<252	**<1945**	<252					
C9 - C16		2,240	**1,330**	10,000	10,000									
C17 - C35		10,000	**10,000**	10,000	10,000									
VOCs														
Benzene		0.704	**0.279**	9.210	42.2	<0.2	<0.2	<0.2	<0.2					
Toluene		1,440	**705**	10,000	10,000	<0.2	<0.2	<0.2	<0.2					
Ethylbenzene		709	**298**	8,240	10,000	<0.2	<0.2	<0.2	<0.2					
Xylenes (Total)		95	**36.8**	1,230	10,000	<0.6	<0.6	<0.6	<0.6					
BTEX														
BTEX		-	-	-	-									

Chemical		Risk-based Remediation Goals for Soil				Depth (m below ground level)								
		Urban Residential	Rural Residential	Industrial	Public Parks	0.5	1.8	2.9						
		(mg/kg)	(mg/kg)	(mg/kg)	(mg/kg)	Grid D - TB22								
Metals														
Arsenic	As	22.1	**21.8**	196	73.5	12.6	6.9	6.6						
Barium	Ba	10,000	**10,000**	10,000	10,000									
Cadmium	Cd	73.8	**72.8**	653	245	0.34	0.04	0.15						
Cobalt	Co	1,480	**1,460**	10,000	4,900									
Chromium (III)	Cr(III)	10,000	**10,000**	10,000	10,000	8.07	3.59	11						
Chromium (VI)	Cr(VI)	221	**218**	1,960	735									
Copper	Cu	2,950	**2,910**	10,000	9,790	79.7	9.62	88.7						
Molybdenum	Mo	369	**364**	3,260	1,220									
Nickel	Ni	1,480	**1,460**	10,000	4,900	4.54	1.31	5.8						
Lead	Pb	258	**255**	2,290	857	213	79.8	138						
Tin	Sn	10,000	**10,000**	10,000	10,000									
Zinc	Zn	10,000	**10,000**	10,000	10,000	340	49.5	132						
Mercury	Hg	11	**6.52**	38.40	45.60	0.77	0.35	0.28						
SVOCs (PAH)														
Naphthalene		182	**85.6**	453	914	<0.5	<0.5	<0.5						
Acenaphthylene		2,340	**1,510**	10,000	10,000	<0.5	<0.5	<0.5						
Acenaphthene		3,510	**3,280**	10,000	10,000	<0.5	<0.5	<0.5						
Fluorene		2,380	**2,250**	10,000	7,450	<0.5	<0.5	<0.5						
Phenanthrene		10,000	**10,000**	10,000	10,000	<0.5	<0.5	<0.5						
Anthracene		10,000	**10,000**	10,000	10,000	<0.5	<0.5	<0.5						
Fluoranthene		2,400	**2,270**	10,000	7,620	<0.5	<0.5	<0.5						
Pyrene		1,800	**1,710**	10,000	5,720	<0.5	<0.5	<0.5						
Chrysene		**871**	919	1,140	1,540	<0.5	<0.5	<0.5						
Benzo(a)anthracene		12.0	**11.4**	91.8	38.3	<0.5	<0.5	<0.5						
Benzo(b)fluoranthene		**9.88**	10.1	17.8	20.4	<1	<1	<1						
Benzo(k)fluoranthene		120	**114**	918	383									
Dibenzo(a,h)anthracene		1.20	**1.14**	9.18	3.83	<0.5	<0.5	<0.5						
Indeno(1,2,3-cd)pyrene		12	**11.4**	91.8	38.3	<0.5	<0.5	<0.5						
Benzo(g,h,i)perylene		1,800	**1,710**	10,000	5,740	<0.5	<0.5	<0.5						
Benzo(a)pyrene		1.20	**1.14**	9.18	3.83	<0.5	<0.5	<0.5						
Petroleum Carbon Ranges (PCR/TPH)														
C6 - C8		1,410	**545**	10,000	10,000	<252	<252	<252						
C9 - C16		2,240	**1,330**	10,000	10,000									
C17 - C35		10,000	**10,000**	10,000	10,000									
VOCs														
Benzene		0.704	**0.279**	9.210	42.2	<0.2	<0.2	<0.2						
Toluene		1,440	**705**	10,000	10,000	<0.2	<0.2	<0.2						
Ethylbenzene		709	**298**	8,240	10,000	<0.2	<0.2	<0.2						
Xylenes (Total)		95	**36.8**	1,230	10,000	<0.6	<0.6	<0.6						
BTEX														
BTEX		-	-	-	-									

Chemical		Risk-based Remediation Goals for Soil				Depth (m below ground level)								
		Urban Residential	Rural Residential	Industrial	Public Parks	0.8	1.8	2.7	3.4					
		(mg/kg)	(mg/kg)	(mg/kg)	(mg/kg)	Grid D - TB26								
Metals														
Arsenic	As	22.1	**21.8**	196	73.5	12.2	14.2	7.8	4.8					
Barium	Ba	10,000	**10,000**	10,000	10,000									
Cadmium	Cd	73.8	**72.8**	653	245	0.35	0.24	0.65	0.02					
Cobalt	Co	1,480	**1,460**	10,000	4,900									
Chromium (III)	Cr(III)	10,000	**10,000**	10,000	10,000	10.8	4.82	5.57	3.4					
Chromium (VI)	Cr(VI)	221	**218**	1,960	735									
Copper	Cu	2,950	**2,910**	10,000	9,790	44.1	34.1	104	3.55					
Molybdenum	Mo	369	**364**	3,260	1,220									
Nickel	Ni	1,480	**1,460**	10,000	4,900	5.64	3.08	4.59	3.83					
Lead	**Pb**	258	**255**	2,290	857	215	126	**401**	45.8					
Tin	Sn	10,000	**10,000**	10,000	10,000									
Zinc	Zn	10,000	**10,000**	10,000	10,000	262	155	692	25.8					
Mercury	Hg	11	**6.52**	38.40	45.60	0.89	1.49	4.55	0.32					
SVOCs (PAH)														
Naphthalene		182	**85.6**	453	914	<0.5	<0.5	0.5	<0.5					
Acenaphthylene		2,340	**1,510**	10,000	10,000	<0.5	<0.5	<0.5	<0.5					
Acenaphthene		3,510	**3,280**	10,000	10,000	<0.5	<0.5	<0.5	<0.5					
Fluorene		2,380	**2,250**	10,000	7,450	<0.5	<0.5	0.6	<0.5					
Phenanthrene		10,000	**10,000**	10,000	10,000	0.8	<0.5	1	<0.5					
Anthracene		10,000	**10,000**	10,000	10,000	<0.5	<0.5	<0.5	<0.5					
Fluoranthene		2,400	**2,270**	10,000	7,620	0.6	<0.5	<0.5	<0.5					
Pyrene		1,800	**1,710**	10,000	5,720	1	0.5	0.5	<0.5					
Chrysene		**871**	919	1,140	1,540	0.6	<0.5	<0.5	<0.5					
Benzo(a)anthracene		12.0	**11.4**	91.8	38.3	0.6	<0.5	<0.5	<0.5					
Benzo(b)fluoranthene		**9.88**	10.1	17.8	20.4	1	<1	<1	<1					
Benzo(k)fluoranthene		120	**114**	918	383									
Dibenzo(a,h)anthracene		1.20	**1.14**	9.18	3.83	<0.5	<0.5	<0.5	<0.5					
Indeno(1,2,3-cd)pyrene		12	**11.4**	91.8	38.3	0.6	<0.5	<0.5	<0.5					
Benzo(g,h,i)perylene		1,800	**1,710**	10,000	5,740	0.5	<0.5	<0.5	<0.5					
Benzo(a)pyrene		1.20	**1.14**	9.18	3.83	0.8	<0.5	<0.5	<0.5					
Petroleum Carbon Ranges (PCR/TPH)														
C6 - C8		1,410	**545**	10,000	10,000									
C9 - C16		2,240	**1,330**	10,000	10,000	**4442**	**<742**	**<5340**	<252					
C17 - C35		10,000	**10,000**	10,000	10,000									
VOCs														
Benzene		0.704	**0.279**	9.210	42.2	<0.2	<0.2	<0.2	<0.2					
Toluene		1,440	**705**	10,000	10,000	<0.2	<0.2	<0.2	<0.2					
Ethylbenzene		709	**298**	8,240	10,000	<0.2	<0.2	<0.2	<0.2					
Xylenes (Total)		95	**36.8**	1,230	10,000	<0.6	<0.6	1.3	<0.6					
BTEX														
BTEX		-	-	-	-									

Note:
(1) Land uses highlighted in green indicate that their respective RBRG levels were relevant to the particular borehole and used to determine any exceedances in samples obtained.
(2) Parameters and RBRG levels highlighted in green indicate relevant RBRG exceedance.

Kennedy Town Comprehensive Development Area
Previous Testing Results

Chemical		Risk-based Remediation Goals for Soil				Depth (m below ground level)								
		Urban Residential	Rural Residential	Industrial	Public Parks	0.5	1.5	3.0	4.5	6.0	7.5	9.0	10.5	12.0
		(mg/kg)	(mg/kg)	(mg/kg)	(mg/kg)	Grid 1 - BH82								
Metals														
Arsenic	As	22.1	21.8	196.0	**73.5**	6.6	6.8	NS	NS	NS	NS	NS	1.5	1.7
Barium	Ba	10,000	10,000	10,000	**10,000**	35	130	NS	NS	NS	NS	NS	7.9	11
Cadmium	Cd	73.8	72.8	653.0	**245.0**	0.2	0.09	NS	NS	NS	NS	NS	0.04	0.03
Cobalt	Co	1,480	1,460	10,000	**4,900**	1.6	1.7	NS	NS	NS	NS	NS	1.2	1.2
Chromium VI	Cr(VI)	221	218	1,960	**735**	5.7	4.6	NS	NS	NS	NS	NS	2.9	7.3
Copper	Cu	2,950	2,910	10,000	**9,790**	11	4.7	NS	NS	NS	NS	NS	1.6	2
Molybdenum	Mo	369	364	3,260	**1,220**	0.5	1	NS	NS	NS	NS	NS	DL	0.9
Nickel	Ni	1,480	1,460	10,000	**4,900**	3.2	2.1	NS	NS	NS	NS	NS	2.6	2.8
Lead	Pb	258	255	2,290	**857**	52	55	NS	NS	NS	NS	NS	11	16
Tin	Sn	10,000	10,000	10,000	**10,000**	4.7	1.6	NS	NS	NS	NS	NS	DL	DL
Zinc	Zn	10,000	10,000	10,000	**10,000**	42	46	NS	NS	NS	NS	NS	6.2	6.4
Mercury	Hg	11.00	6.52	**38.40**	45.60	0.23	0.1	NS	NS	NS	NS	NS	0.05	0.04
SVOCs (PAH)														
Naphthalene		182.0	85.6	**453.0**	914.0	DL	DL	NS	NS	NS	NS	NS	DL	DL
Acenaphthylene		2,340	1,510	10,000	**10,000**	DL	DL	NS	NS	NS	NS	NS	DL	DL
Acenaphthene		3,510	3,280	10,000	**10,000**	DL	DL	NS	NS	NS	NS	NS	DL	DL
Fluorene		2,380	2,250	10,000	**7,450**	DL	DL	NS	NS	NS	NS	NS	DL	DL
Phenanthrene		10,000	10,000	10,000	**10,000**	DL	DL	NS	NS	NS	NS	NS	DL	DL
Anthracene		10,000	10,000	10,000	**10,000**	DL	DL	NS	NS	NS	NS	NS	DL	DL
Fluoranthene		2,400	2,270	10,000	**7,620**	DL	DL	NS	NS	NS	NS	NS	DL	DL
Pyrene		1,800	1,710	10,000	**5,720**	DL	DL	NS	NS	NS	NS	NS	DL	DL
Chrysene		871	919	**1,140**	1,540	DL	DL	NS	NS	NS	NS	NS	DL	DL
Benzo(a)anthracene		12.0	11.4	91.8	**38.3**	DL	DL	NS	NS	NS	NS	NS	DL	DL
Benzo(b)fluoranthene		9.88	10.1	**17.8**	20.4	DL	DL	NS	NS	NS	NS	NS	DL	DL
Benzo(k)fluoranthene		120	114	918	**383**	DL	DL	NS	NS	NS	NS	NS	DL	DL
Dibenzo(a,h)anthracene		1.20	1.14	9.18	**3.83**	DL	DL	NS	NS	NS	NS	NS	DL	DL
Indeno(1,2,3-cd)pyrene		12.0	11.4	91.8	**38.3**	DL	DL	NS	NS	NS	NS	NS	DL	DL
Benzo(g,h,i)perylene		1,800	1,710	10,000	**5,740**	DL	DL	NS	NS	NS	NS	NS	DL	DL
Benzo(a)pyrene		1.20	1.14	9.18	**3.83**	DL	DL	NS	NS	NS	NS	NS	DL	DL
Petroleum Carbon Ranges (PCR/TPH)														
C6 - C8		1,410	545	10,000	**10,000**	<252	<252	NS	NS	NS	NS	NS	<252	<252
C9 - C16		2,240	1,330	10,000	**10,000**			NS	NS	NS	NS	NS		
C17 - C35		10,000	10,000	10,000	**10,000**			NS	NS	NS	NS	NS		
VOCs														
Benzene		0.704	0.279	**9.210**	42.200	DL	DL	NS	NS	NS	NS	NS	DL	DL
Toluene		1,440	705	10,000	**10,000**	DL	DL	NS	NS	NS	NS	NS	DL	DL
Ethylbenzene		709	298	**8,240**	10,000	DL	DL	NS	NS	NS	NS	NS	DL	DL
Xylenes (Total)		95.0	36.8	**1,230.0**	10,000.0	DL	DL	NS	NS	NS	NS	NS	DL	DL
BTEX														
BTEX		-	-	-	**-**	DL	DL	NS	NS	NS	NS	NS	DL	DL

Chemical		Risk-based Remediation Goals for Soil				Depth (m below ground level)								
		Urban Residential	Rural Residential	Industrial	Public Parks	13.5	15.0	16.5						
		(mg/kg)	(mg/kg)	(mg/kg)	(mg/kg)	Grid 1 - BH82								
Metals														
Arsenic	As	22.1	21.8	196.0	**73.5**	3.9	3.9	5.2						
Barium	Ba	10,000	10,000	10,000	**10,000**	14	11	45						
Cadmium	Cd	73.8	72.8	653.0	**245.0**	0.07	0.04	0.06						
Cobalt	Co	1,480	1,460	10,000	**4,900**	4.1	1.6	1.7						
Chromium VI	Cr(VI)	221	218	1,960	**735**	12	5.3	4.7						
Copper	Cu	2,950	2,910	10,000	**9,790**	3.9	3.9	3.3						
Molybdenum	Mo	369	364	3,260	**1,220**	3.6	1.2	1.2						
Nickel	Ni	1,480	1,460	10,000	**4,900**	8.5	3.4	2.3						
Lead	Pb	258	255	2,290	**857**	14	14	12						
Tin	Sn	10,000	10,000	10,000	**10,000**	0.7	1.7	3.1						
Zinc	Zn	10,000	10,000	10,000	**10,000**	25	14	17						
Mercury	Hg	11.00	6.52	**38.40**	45.60	0.04	0.05	0.02						
SVOCs (PAH)														
Naphthalene		182.0	85.6	**453.0**	914.0	DL	DL	DL						
Acenaphthylene		2,340	1,510	10,000	**10,000**	DL	DL	DL						
Acenaphthene		3,510	3,280	10,000	**10,000**	DL	DL	DL						
Fluorene		2,380	2,250	10,000	**7,450**	DL	DL	DL						
Phenanthrene		10,000	10,000	10,000	**10,000**	DL	0.16	DL						
Anthracene		10,000	10,000	10,000	**10,000**	DL	DL	DL						
Fluoranthene		2,400	2,270	10,000	**7,620**	DL	0.25	DL						
Pyrene		1,800	1,710	10,000	**5,720**	DL	0.34	DL						
Chrysene		871	919	**1,140**	1,540	DL	0.18	DL						
Benzo(a)anthracene		12.0	11.4	91.8	**38.3**	DL	DL	DL						
Benzo(b)fluoranthene		9.88	10.1	**17.8**	20.4	DL	DL	DL						
Benzo(k)fluoranthene		120	114	918	**383**	DL	DL	DL						
Dibenzo(a,h)anthracene		1.20	1.14	9.18	**3.83**	DL	DL	DL						
Indeno(1,2,3-cd)pyrene		12.0	11.4	91.8	**38.3**	DL	DL	DL						
Benzo(g,h,i)perylene		1,800	1,710	10,000	**5,740**	DL	DL	DL						
Benzo(a)pyrene		1.20	1.14	9.18	**3.83**	DL	0.18	DL						
Petroleum Carbon Ranges (PCR/TPH)														
C6 - C8		1,410	545	10,000	**10,000**	<252	<252	<252						
C9 - C16		2,240	1,330	10,000	**10,000**									
C17 - C35		10,000	10,000	10,000	**10,000**									
VOCs														
Benzene		0.704	0.279	**9.210**	42.200	DL	DL	DL						
Toluene		1,440	705	10,000	**10,000**	DL	DL	DL						
Ethylbenzene		709	298	**8,240**	10,000	DL	DL	DL						
Xylenes (Total)		95.0	36.8	**1,230.0**	10,000.0	DL	DL	DL						
BTEX														
BTEX		-	-	-	**-**	DL	DL	DL						

Kennedy Town Comprehensive Development Area
Previous Testing Results

Chemical		Risk-based Remediation Goals for Soil				Depth (m below ground level)								
		Urban Residential	Rural Residential	Industrial	Public Parks	0.5	1.5	3.0	4.5	6.0	7.5	9.0	10.5	12.0
		(mg/kg)	(mg/kg)	(mg/kg)	(mg/kg)	Grid 1 - BH83								
Metals														
Arsenic	As	22.1	21.8	196.0	**73.5**	NS	NS	NS	IS	NS	IS	NS	IS	IS
Barium	Ba	10,000	10,000	10,000	**10,000**	NS	NS	NS						
Cadmium	Cd	73.8	72.8	653.0	**245.0**	NS	NS	NS	IS	NS	IS	NS	IS	IS
Cobalt	Co	1,480	1,460	10,000	**4,900**	NS	NS	NS						
Chromium VI	Cr(VI)	221	218	1,960	**735**	NS	NS	NS						
Copper	Cu	2,950	2,910	10,000	**9,790**	NS	NS	NS	IS	NS	IS	NS	IS	IS
Molybdenum	Mo	369	364	3,260	**1,220**	NS	NS	NS						
Nickel	Ni	1,480	1,460	10,000	**4,900**	NS	NS	NS						
Lead	Pb	258	255	2,290	**857**	NS	NS	NS	IS	NS	IS	NS	IS	IS
Tin	Sn	10,000	10,000	10,000	**10,000**	NS	NS	NS						
Zinc	Zn	10,000	10,000	10,000	**10,000**	NS	NS	NS	IS	NS	IS	NS	IS	IS
Mercury	Hg	11.00	6.52	**38.40**	45.60	NS	NS	NS						
SVOCs (PAH)														
Naphthalene		182.0	85.6	**453.0**	914.0	NS	NS	NS						
Acenaphthylene		2,340	1,510	10,000	**10,000**	NS	NS	NS						
Acenaphthene		3,510	3,280	10,000	**10,000**	NS	NS	NS						
Fluorene		2,380	2,250	10,000	**7,450**	NS	NS	NS						
Phenanthrene		10,000	10,000	10,000	**10,000**	NS	NS	NS						
Anthracene		10,000	10,000	10,000	**10,000**	NS	NS	NS						
Fluoranthene		2,400	2,270	10,000	**7,620**	NS	NS	NS						
Pyrene		1,800	1,710	10,000	**5,720**	NS	NS	NS						
Chrysene		871	919	**1,140**	1,540	NS	NS	NS						
Benzo(a)anthracene		12.0	11.4	91.8	**38.3**	NS	NS	NS						
Benzo(b)fluoranthene		9.88	10.1	**17.8**	20.4	NS	NS	NS						
Benzo(k)fluoranthene		120	114	918	**383**	NS	NS	NS						
Dibenzo(a,h)anthracene		1.20	1.14	9.18	**3.83**	NS	NS	NS						
Indeno(1,2,3-cd)pyrene		12.0	11.4	91.8	**38.3**	NS	NS	NS						
Benzo(g,h,i)perylene		1,800	1,710	10,000	**5,740**	NS	NS	NS						
Benzo(a)pyrene		1.20	1.14	9.18	**3.83**	NS	NS	NS						
Petroleum Carbon Ranges (PCR/TPH)														
C6 - C8		1,410	545	10,000	**10,000**	NS	NS	NS	<252	NS	<252	NS	<252	<252
C9 - C16		2,240	1,330	10,000	**10,000**	NS	NS	NS		NS		NS		
C17 - C35		10,000	10,000	10,000	**10,000**	NS	NS	NS		NS		NS		
VOCs														
Benzene		0.704	0.279	**9.210**	42.200	NS	NS	NS	DL		DL		DL	DL
Toluene		1,440	705	10,000	**10,000**	NS	NS	NS	DL		DL		DL	DL
Ethylbenzene		709	298	**8,240**	10,000	NS	NS	NS	DL		DL		DL	DL
Xylenes (Total)		95.0	36.8	**1,230.0**	10,000.0	NS	NS	NS	DL		DL		DL	DL
BTEX														
BTEX		-	-	-	**-**	NS	NS	NS	DL		DL		DL	DL

Chemical		Risk-based Remediation Goals for Soil				Depth (m below ground level)								
		Urban Residential	Rural Residential	Industrial	Public Parks	13.5	15.0	16.5	18.0	19.5				
		(mg/kg)	(mg/kg)	(mg/kg)	(mg/kg)	Grid 1 - BH83								
Metals														
Arsenic	As	22.1	21.8	196.0	**73.5**									
Barium	Ba	10,000	10,000	10,000	**10,000**									
Cadmium	Cd	73.8	72.8	653.0	**245.0**									
Cobalt	Co	1,480	1,460	10,000	**4,900**									
Chromium VI	Cr(VI)	221	218	1,960	**735**									
Copper	Cu	2,950	2,910	10,000	**9,790**									
Molybdenum	Mo	369	364	3,260	**1,220**									
Nickel	Ni	1,480	1,460	10,000	**4,900**									
Lead	Pb	258	255	2,290	**857**									
Tin	Sn	10,000	10,000	10,000	**10,000**									
Zinc	Zn	10,000	10,000	10,000	**10,000**									
Mercury	Hg	11.00	6.52	**38.40**	45.60									
SVOCs (PAH)														
Naphthalene		182.0	85.6	**453.0**	914.0									
Acenaphthylene		2,340	1,510	10,000	**10,000**									
Acenaphthene		3,510	3,280	10,000	**10,000**									
Fluorene		2,380	2,250	10,000	**7,450**									
Phenanthrene		10,000	10,000	10,000	**10,000**									
Anthracene		10,000	10,000	10,000	**10,000**									
Fluoranthene		2,400	2,270	10,000	**7,620**									
Pyrene		1,800	1,710	10,000	**5,720**									
Chrysene		871	919	**1,140**	1,540									
Benzo(a)anthracene		12.0	11.4	91.8	**38.3**									
Benzo(b)fluoranthene		9.88	10.1	**17.8**	20.4									
Benzo(k)fluoranthene		120	114	918	**383**									
Dibenzo(a,h)anthracene		1.20	1.14	9.18	**3.83**									
Indeno(1,2,3-cd)pyrene		12.0	11.4	91.8	**38.3**									
Benzo(g,h,i)perylene		1,800	1,710	10,000	**5,740**									
Benzo(a)pyrene		1.20	1.14	9.18	**3.83**									
Petroleum Carbon Ranges (PCR/TPH)														
C6 - C8		1,410	545	10,000	**10,000**	<252	<252	<252	<252	<252				
C9 - C16		2,240	1,330	10,000	**10,000**									
C17 - C35		10,000	10,000	10,000	**10,000**									
VOCs														
Benzene		0.704	0.279	**9.210**	42.200	DL								
Toluene		1,440	705	10,000	**10,000**	DL								
Ethylbenzene		709	298	**8,240**	10,000	DL								
Xylenes (Total)		95.0	36.8	**1,230.0**	10,000.0	DL								
BTEX														
BTEX		-	-	-	**-**	DL								

Kennedy Town Comprehensive Development Area
Previous Testing Results

Chemical		Risk-based Remediation Goals for Soil				Depth (m below ground level)								
		Urban Residential	Rural Residential	Industrial	Public Parks	0.5	1.5	3.0	4.5	6.0	7.5	9.0	10.5	12.0
		(mg/kg)	(mg/kg)	(mg/kg)	(mg/kg)	Grid 1 - BH85								
Metals														
Arsenic	As	22.1	21.8	196.0	**73.5**	6.3	2.8	FA	FA	FA	FA	FA	FA	FA
Barium	Ba	10,000	10,000	10,000	**10,000**									
Cadmium	Cd	73.8	72.8	653.0	**245.0**	19	0.8	FA	FA	FA	FA	FA	FA	FA
Cobalt	Co	1,480	1,460	10,000	**4,900**									
Chromium VI	Cr(VI)	221	218	1,960	**735**									
Copper	Cu	2,950	2,910	10,000	**9,790**	160	20	FA	FA	FA	FA	FA	FA	FA
Molybdenum	Mo	369	364	3,260	**1,220**									
Nickel	Ni	1,480	1,460	10,000	**4,900**									
Lead	Pb	258	255	2,290	**857**	560	41	FA	FA	FA	FA	FA	FA	FA
Tin	Sn	10,000	10,000	10,000	**10,000**									
Zinc	Zn	10,000	10,000	10,000	**10,000**	1500	81	FA	FA	FA	FA	FA	FA	FA
Mercury	Hg	11.00	6.52	**38.40**	45.60									
SVOCs (PAH)														
Naphthalene		182.0	85.6	**453.0**	914.0	DL	DL		DL	DL	DL	DL	DL	DL
Acenaphthylene		2,340	1,510	10,000	**10,000**	DL	DL		DL	DL	DL	DL	DL	DL
Acenaphthene		3,510	3,280	10,000	**10,000**	DL	DL		DL	DL	DL	DL	DL	DL
Fluorene		2,380	2,250	10,000	**7,450**	DL	DL		DL	DL	DL	DL	DL	DL
Phenanthrene		10,000	10,000	10,000	**10,000**	DL	DL		DL	DL	DL	DL	DL	DL
Anthracene		10,000	10,000	10,000	**10,000**	DL	DL		DL	DL	DL	DL	DL	DL
Fluoranthene		2,400	2,270	10,000	**7,620**	DL	DL		DL	DL	DL	DL	DL	DL
Pyrene		1,800	1,710	10,000	**5,720**	DL	DL		DL	DL	DL	DL	DL	DL
Chrysene		871	919	**1,140**	1,540	DL	DL		DL	DL	DL	DL	DL	DL
Benzo(a)anthracene		12.0	11.4	91.8	**38.3**	DL	DL		DL	DL	DL	DL	DL	DL
Benzo(b)fluoranthene		9.88	10.1	**17.8**	20.4	DL	DL		DL	DL	DL	DL	DL	DL
Benzo(k)fluoranthene		120	114	918	**383**	DL	DL		DL	DL	DL	DL	DL	DL
Dibenzo(a,h)anthracene		1.20	1.14	9.18	**3.83**	DL	DL		DL	DL	DL	DL	DL	DL
Indeno(1,2,3-cd)pyrene		12.0	11.4	91.8	**38.3**	DL	DL		DL	DL	DL	DL	DL	DL
Benzo(g,h,i)perylene		1,800	1,710	10,000	**5,740**	DL	DL		DL	DL	DL	DL	DL	DL
Benzo(a)pyrene		1.20	1.14	9.18	**3.83**	DL	DL		DL	DL	DL	DL	DL	DL
Petroleum Carbon Ranges (PCR/TPH)														
C6 - C8		1,410	545	10,000	**10,000**			IS					IS	IS
C9 - C16		2,240	1,330	10,000	**10,000**	<252	<252	IS	<252	<264	<1033	<252	IS	IS
C17 - C35		10,000	10,000	10,000	**10,000**			IS					IS	IS
VOCs														
Benzene		0.704	0.279	**9.210**	42.200									
Toluene		1,440	705	10,000	**10,000**									
Ethylbenzene		709	298	**8,240**	10,000									
Xylenes (Total)		95.0	36.8	**1,230.0**	10,000.0									
BTEX														
BTEX		-	-	-	**-**									

Chemical		Risk-based Remediation Goals for Soil				Depth (m below ground level)								
		Urban Residential	Rural Residential	Industrial	Public Parks	13.5	15.0	16.5	18.0	19.5	21.0			
		(mg/kg)	(mg/kg)	(mg/kg)	(mg/kg)	Grid 1 - BH85								
Metals														
Arsenic	As	22.1	21.8	196.0	**73.5**									
Barium	Ba	10,000	10,000	10,000	**10,000**									
Cadmium	Cd	73.8	72.8	653.0	**245.0**									
Cobalt	Co	1,480	1,460	10,000	**4,900**									
Chromium VI	Cr(VI)	221	218	1,960	**735**									
Copper	Cu	2,950	2,910	10,000	**9,790**									
Molybdenum	Mo	369	364	3,260	**1,220**									
Nickel	Ni	1,480	1,460	10,000	**4,900**									
Lead	Pb	258	255	2,290	**857**									
Tin	Sn	10,000	10,000	10,000	**10,000**									
Zinc	Zn	10,000	10,000	10,000	**10,000**									
Mercury	Hg	11.00	6.52	**38.40**	45.60									
SVOCs (PAH)														
Naphthalene		182.0	85.6	**453.0**	914.0	DL	DL	DL	DL	NS	DL			
Acenaphthylene		2,340	1,510	10,000	**10,000**	DL	DL	DL	DL	NS	DL			
Acenaphthene		3,510	3,280	10,000	**10,000**	DL	DL	DL	DL	NS	DL			
Fluorene		2,380	2,250	10,000	**7,450**	DL	DL	DL	DL	NS	DL			
Phenanthrene		10,000	10,000	10,000	**10,000**	DL	DL	DL	DL	NS	DL			
Anthracene		10,000	10,000	10,000	**10,000**	DL	DL	DL	DL	NS	DL			
Fluoranthene		2,400	2,270	10,000	**7,620**	DL	DL	DL	DL	NS	DL			
Pyrene		1,800	1,710	10,000	**5,720**	DL	DL	DL	DL	NS	DL			
Chrysene		871	919	**1,140**	1,540	DL	DL	DL	DL	NS	DL			
Benzo(a)anthracene		12.0	11.4	91.8	**38.3**	DL	DL	DL	DL	NS	DL			
Benzo(b)fluoranthene		9.88	10.1	**17.8**	20.4	DL	DL	DL	DL	NS	DL			
Benzo(k)fluoranthene		120	114	918	**383**	DL	DL	DL	DL	NS	DL			
Dibenzo(a,h)anthracene		1.20	1.14	9.18	**3.83**	DL	DL	DL	DL	NS	DL			
Indeno(1,2,3-cd)pyrene		12.0	11.4	91.8	**38.3**	DL	DL	DL	DL	NS	DL			
Benzo(g,h,i)perylene		1,800	1,710	10,000	**5,740**	DL	DL	DL	DL	NS	DL			
Benzo(a)pyrene		1.20	1.14	9.18	**3.83**	DL	DL	DL	DL	NS	DL			
Petroleum Carbon Ranges (PCR/TPH)														
C6 - C8		1,410	545	10,000	**10,000**					NS				
C9 - C16		2,240	1,330	10,000	**10,000**	IS	<252	<252	<252	NS	IS			
C17 - C35		10,000	10,000	10,000	**10,000**					NS				
VOCs														
Benzene		0.704	0.279	**9.210**	42.200									
Toluene		1,440	705	10,000	**10,000**									
Ethylbenzene		709	298	**8,240**	10,000									
Xylenes (Total)		95.0	36.8	**1,230.0**	10,000.0									
BTEX														
BTEX		-	-	-	**-**									

Kennedy Town Comprehensive Development Area
Previous Testing Results

Chemical		Risk-based Remediation Goals for Soil				Depth (m below ground level)								
		Urban Residential	Rural Residential	Industrial	Public Parks	0.5	1.5	3.0	4.5	6.0	7.5	9.0	10.5	12.0
		(mg/kg)	(mg/kg)	(mg/kg)	(mg/kg)	Grid 1 - BH86								
Metals														
Arsenic	As	22.1	21.8	196.0	**73.5**	5.6	NS	NA	FA	FA	NS	NS	FA	FA
Barium	Ba	10,000	10,000	10,000	**10,000**		NS				NS	NS		
Cadmium	Cd	73.8	72.8	653.0	**245.0**	0.6	NS	NA	FA	FA	NS	NS	FA	FA
Cobalt	Co	1,480	1,460	10,000	**4,900**		NS				NS	NS		
Chromium VI	Cr(VI)	221	218	1,960	**735**		NS				NS	NS		
Copper	Cu	2,950	2,910	10,000	**9,790**	40	NS	NA	FA	FA	NS	NS	FA	FA
Molybdenum	Mo	369	364	3,260	**1,220**		NS				NS	NS		
Nickel	Ni	1,480	1,460	10,000	**4,900**		NS				NS	NS		
Lead	Pb	258	255	2,290	**857**	44	NS	NA	FA	FA	NS	NS	FA	FA
Tin	Sn	10,000	10,000	10,000	**10,000**		NS				NS	NS		
Zinc	Zn	10,000	10,000	10,000	**10,000**	120	NS	NA	FA	FA	NS	NS	FA	FA
Mercury	Hg	11.00	6.52	**38.40**	45.60		NS				NS	NS		
SVOCs (PAH)														
Naphthalene		182.0	85.6	**453.0**	914.0		NS				NS	NS		
Acenaphthylene		2,340	1,510	10,000	**10,000**		NS				NS	NS		
Acenaphthene		3,510	3,280	10,000	**10,000**		NS				NS	NS		
Fluorene		2,380	2,250	10,000	**7,450**		NS				NS	NS		
Phenanthrene		10,000	10,000	10,000	**10,000**		NS				NS	NS		
Anthracene		10,000	10,000	10,000	**10,000**		NS				NS	NS		
Fluoranthene		2,400	2,270	10,000	**7,620**		NS				NS	NS		
Pyrene		1,800	1,710	10,000	**5,720**		NS				NS	NS		
Chrysene		871	919	**1,140**	1,540		NS				NS	NS		
Benzo(a)anthracene		12.0	11.4	91.8	**38.3**		NS				NS	NS		
Benzo(b)fluoranthene		9.88	10.1	**17.8**	20.4		NS				NS	NS		
Benzo(k)fluoranthene		120	114	918	**383**		NS				NS	NS		
Dibenzo(a,h)anthracene		1.20	1.14	9.18	**3.83**		NS				NS	NS		
Indeno(1,2,3-cd)pyrene		12.0	11.4	91.8	**38.3**		NS				NS	NS		
Benzo(g,h,i)perylene		1,800	1,710	10,000	**5,740**		NS				NS	NS		
Benzo(a)pyrene		1.20	1.14	9.18	**3.83**		NS				NS	NS		
Petroleum Carbon Ranges (PCR/TPH)														
C6 - C8		1,410	545	10,000	**10,000**		NS	NA			NS	NS		
C9 - C16		2,240	1,330	10,000	**10,000**	<252	NS	NA	<252	<252	NS	NS	<252	<252
C17 - C35		10,000	10,000	10,000	**10,000**		NS	NA			NS	NS		
VOCs														
Benzene		0.704	0.279	**9.210**	42.200		NS				NS	NS		
Toluene		1,440	705	10,000	**10,000**		NS				NS	NS		
Ethylbenzene		709	298	**8,240**	10,000		NS				NS	NS		
Xylenes (Total)		95.0	36.8	**1,230.0**	10,000.0		NS				NS	NS		
BTEX														
BTEX		-	-	-	**-**		NS				NS	NS		

Chemical		Risk-based Remediation Goals for Soil				Depth (m below ground level)								
		Urban Residential	Rural Residential	Industrial	Public Parks	13.5	15.0	16.5	18.0	19.5	21.0			
		(mg/kg)	(mg/kg)	(mg/kg)	(mg/kg)	Grid 1 - BH86								
Metals														
Arsenic	As	22.1	21.8	196.0	**73.5**									
Barium	Ba	10,000	10,000	10,000	**10,000**									
Cadmium	Cd	73.8	72.8	653.0	**245.0**									
Cobalt	Co	1,480	1,460	10,000	**4,900**									
Chromium VI	Cr(VI)	221	218	1,960	**735**									
Copper	Cu	2,950	2,910	10,000	**9,790**									
Molybdenum	Mo	369	364	3,260	**1,220**									
Nickel	Ni	1,480	1,460	10,000	**4,900**									
Lead	Pb	258	255	2,290	**857**									
Tin	Sn	10,000	10,000	10,000	**10,000**									
Zinc	Zn	10,000	10,000	10,000	**10,000**									
Mercury	Hg	11.00	6.52	**38.40**	45.60									
SVOCs (PAH)														
Naphthalene		182.0	85.6	**453.0**	914.0									
Acenaphthylene		2,340	1,510	10,000	**10,000**									
Acenaphthene		3,510	3,280	10,000	**10,000**									
Fluorene		2,380	2,250	10,000	**7,450**									
Phenanthrene		10,000	10,000	10,000	**10,000**									
Anthracene		10,000	10,000	10,000	**10,000**									
Fluoranthene		2,400	2,270	10,000	**7,620**									
Pyrene		1,800	1,710	10,000	**5,720**									
Chrysene		871	919	**1,140**	1,540									
Benzo(a)anthracene		12.0	11.4	91.8	**38.3**									
Benzo(b)fluoranthene		9.88	10.1	**17.8**	20.4									
Benzo(k)fluoranthene		120	114	918	**383**									
Dibenzo(a,h)anthracene		1.20	1.14	9.18	**3.83**									
Indeno(1,2,3-cd)pyrene		12.0	11.4	91.8	**38.3**									
Benzo(g,h,i)perylene		1,800	1,710	10,000	**5,740**									
Benzo(a)pyrene		1.20	1.14	9.18	**3.83**									
Petroleum Carbon Ranges (PCR/TPH)														
C6 - C8		1,410	545	10,000	**10,000**									
C9 - C16		2,240	1,330	10,000	**10,000**	<252	<252	<252	<252	<252	<252			
C17 - C35		10,000	10,000	10,000	**10,000**									
VOCs														
Benzene		0.704	0.279	**9.210**	42.200									
Toluene		1,440	705	10,000	**10,000**									
Ethylbenzene		709	298	**8,240**	10,000									
Xylenes (Total)		95.0	36.8	**1,230.0**	10,000.0									
BTEX														
BTEX		-	-	-	**-**									

Kennedy Town Comprehensive Development Area
Previous Testing Results

Chemical		Risk-based Remediation Goals for Soil				Depth (m below ground level)								
		Urban Residential	Rural Residential	Industrial	Public Parks	0.5	1.5	3.0	4.5	6.0	7.5	9.0	10.5	12.0
		(mg/kg)	(mg/kg)	(mg/kg)	(mg/kg)	Grid 2 - BH88								
Metals														
Arsenic	As	22.1	**21.8**	196.0	**73.5**	NS	NS							
Barium	Ba	10,000	**10,000**	10,000	**10,000**	NS	NS							
Cadmium	Cd	73.8	**72.8**	653.0	**245.0**	NS	NS							
Cobalt	Co	1,480	**1,460**	10,000	**4,900**	NS	NS							
Chromium VI	Cr(VI)	221	**218**	1,960	**735**	NS	NS							
Copper	Cu	2,950	**2,910**	10,000	**9,790**	NS	NS							
Molybdenum	Mo	369	**364**	3,260	**1,220**	NS	NS							
Nickel	Ni	1,480	**1,460**	10,000	**4,900**	NS	NS							
Lead	Pb	258	**255**	2,290	**857**	NS	NS	IS	IS	IS	IS	IS	IS	IS
Tin	Sn	10,000	**10,000**	10,000	**10,000**	NS	NS							
Zinc	Zn	10,000	**10,000**	10,000	**10,000**	NS	NS							
Mercury	Hg	11.00	**6.52**	**38.40**	45.60	NS	NS							
SVOCs (PAH)														
Naphthalene		182.0	**85.6**	**453.0**	914.0	NS	NS	DL	IS	IS	DL	DL	DL	DL
Acenaphthylene		2,340	**1,510**	10,000	**10,000**	NS	NS	DL	IS	IS	DL	DL	DL	DL
Acenaphthene		3,510	**3,280**	10,000	**10,000**	NS	NS	DL	IS	IS	DL	DL	DL	DL
Fluorene		2,380	**2,250**	10,000	**7,450**	NS	NS	DL	IS	IS	DL	DL	DL	DL
Phenanthrene		10,000	**10,000**	10,000	**10,000**	NS	NS	DL	IS	IS	DL	0.16	DL	DL
Anthracene		10,000	**10,000**	10,000	**10,000**	NS	NS	DL	IS	IS	DL	0.081	DL	DL
Fluoranthene		2,400	**2,270**	10,000	**7,620**	NS	NS	DL	IS	IS	DL	0.32	DL	DL
Pyrene		1,800	**1,710**	10,000	**5,720**	NS	NS	DL	IS	IS	DL	0.4	DL	DL
Chrysene		**871**	919	**1,140**	1,540	NS	NS	DL	IS	IS	DL	0.28	DL	DL
Benzo(a)anthracene		12.0	**11.4**	91.8	**38.3**	NS	NS	DL	IS	IS	DL	0.33	DL	DL
Benzo(b)fluoranthene		**9.88**	10.1	**17.8**	20.4	NS	NS	DL	IS	IS	DL	0.25	DL	DL
Benzo(k)fluoranthene		120	**114**	918	**383**	NS	NS	DL	IS	IS	DL	0.31	DL	DL
Dibenzo(a,h)anthracene		1.20	**1.14**	9.18	**3.83**	NS	NS	DL	IS	IS	DL	DL	DL	DL
Indeno(1,2,3-cd)pyrene		12.0	**11.4**	91.8	**38.3**	NS	NS	DL	IS	IS	DL	DL	DL	DL
Benzo(g,h,i)perylene		1,800	**1,710**	10,000	**5,740**	NS	NS	DL	IS	IS	DL	0.19	DL	DL
Benzo(a)pyrene		1.20	**1.14**	9.18	**3.83**	NS	NS	DL	IS	IS	DL	0.26	DL	DL
Petroleum Carbon Ranges (PCR/TPH)														
C6 - C8		1,410	**545**	10,000	**10,000**	NS	NS	<252			<252	<252	<252	<252
C9 - C16		2,240	**1,330**	10,000	**10,000**	NS	NS							
C17 - C35		10,000	**10,000**	10,000	**10,000**	NS	NS							
VOCs														
Benzene		0.704	**0.279**	**9.210**	42.200	NS	NS							
Toluene		1,440	**705**	10,000	**10,000**	NS	NS							
Ethylbenzene		709	**298**	**8,240**	10,000	NS	NS							
Xylenes (Total)		95.0	**36.8**	**1,230.0**	10,000.0	NS	NS							
BTEX														
BTEX		-	-	-	-	NS	NS							

Chemical		Risk-based Remediation Goals for Soil				Depth (m below ground level)								
		Urban Residential	Rural Residential	Industrial	Public Parks	13.5	15.0	16.5	18.0					
		(mg/kg)	(mg/kg)	(mg/kg)	(mg/kg)	Grid 2 - BH88								
Metals														
Arsenic	As	22.1	**21.8**	196.0	**73.5**									
Barium	Ba	10,000	**10,000**	10,000	**10,000**									
Cadmium	Cd	73.8	**72.8**	653.0	**245.0**									
Cobalt	Co	1,480	**1,460**	10,000	**4,900**									
Chromium VI	Cr(VI)	221	**218**	1,960	**735**									
Copper	Cu	2,950	**2,910**	10,000	**9,790**									
Molybdenum	Mo	369	**364**	3,260	**1,220**									
Nickel	Ni	1,480	**1,460**	10,000	**4,900**									
Lead	Pb	258	**255**	2,290	**857**									
Tin	Sn	10,000	**10,000**	10,000	**10,000**									
Zinc	Zn	10,000	**10,000**	10,000	**10,000**									
Mercury	Hg	11.00	**6.52**	**38.40**	45.60									
SVOCs (PAH)														
Naphthalene		182.0	**85.6**	**453.0**	914.0	DL	DL	DL	DL					
Acenaphthylene		2,340	**1,510**	10,000	**10,000**	DL	DL	DL	DL					
Acenaphthene		3,510	**3,280**	10,000	**10,000**	DL	DL	DL	DL					
Fluorene		2,380	**2,250**	10,000	**7,450**	DL	DL	DL	DL					
Phenanthrene		10,000	**10,000**	10,000	**10,000**	DL	DL	DL	DL					
Anthracene		10,000	**10,000**	10,000	**10,000**	DL	DL	DL	DL					
Fluoranthene		2,400	**2,270**	10,000	**7,620**	DL	DL	DL	DL					
Pyrene		1,800	**1,710**	10,000	**5,720**	DL	DL	DL	DL					
Chrysene		**871**	919	**1,140**	1,540	DL	DL	DL	DL					
Benzo(a)anthracene		12.0	**11.4**	91.8	**38.3**	DL	DL	DL	DL					
Benzo(b)fluoranthene		**9.88**	10.1	**17.8**	20.4	DL	DL	DL	DL					
Benzo(k)fluoranthene		120	**114**	918	**383**	DL	DL	DL	DL					
Dibenzo(a,h)anthracene		1.20	**1.14**	9.18	**3.83**	DL	DL	DL	DL					
Indeno(1,2,3-cd)pyrene		12.0	**11.4**	91.8	**38.3**	DL	DL	DL	DL					
Benzo(g,h,i)perylene		1,800	**1,710**	10,000	**5,740**	DL	DL	DL	DL					
Benzo(a)pyrene		1.20	**1.14**	9.18	**3.83**	DL	DL	DL	DL					
Petroleum Carbon Ranges (PCR/TPH)														
C6 - C8		1,410	**545**	10,000	**10,000**	<252	<252	<252	<252					
C9 - C16		2,240	**1,330**	10,000	**10,000**									
C17 - C35		10,000	**10,000**	10,000	**10,000**									
VOCs														
Benzene		0.704	**0.279**	**9.210**	42.200									
Toluene		1,440	**705**	10,000	**10,000**									
Ethylbenzene		709	**298**	**8,240**	10,000									
Xylenes (Total)		95.0	**36.8**	**1,230.0**	10,000.0									
BTEX														
BTEX		-	-	-	-									

Kennedy Town Comprehensive Development Area
Previous Testing Results

Chemical		Risk-based Remediation Goals for Soil				Depth (m below ground level)								
		Urban Residential	Rural Residential	Industrial	Public Parks	0.5	1.5	3.0	4.5	6.0	7.5	9.0	10.5	12.0
		(mg/kg)	(mg/kg)	(mg/kg)	(mg/kg)	Grid 2 - BH91								
Metals														
Arsenic	As	22.1	**21.8**	196.0	**73.5**	NS	NS	NS	NS	NS	NS	NS	NS	NS
Barium	Ba	10,000	**10,000**	10,000	**10,000**	NS	NS	NS	NS	NS	NS	NS	NS	NS
Cadmium	Cd	73.8	**72.8**	653.0	**245.0**	NS	NS	NS	NS	NS	NS	NS	NS	NS
Cobalt	Co	1,480	**1,460**	10,000	**4,900**	NS	NS	NS	NS	NS	NS	NS	NS	NS
Chromium VI	Cr(VI)	221	**218**	1,960	**735**	NS	NS	NS	NS	NS	NS	NS	NS	NS
Copper	Cu	2,950	**2,910**	10,000	**9,790**	NS	NS	NS	NS	NS	NS	NS	NS	NS
Molybdenum	Mo	369	**364**	3,260	**1,220**	NS	NS	NS	NS	NS	NS	NS	NS	NS
Nickel	Ni	1,480	**1,460**	10,000	**4,900**	NS	NS	NS	NS	NS	NS	NS	NS	NS
Lead	Pb	258	**255**	2,290	**857**	NS	NS	NS	NS	NS	NS	NS	NS	NS
Tin	Sn	10,000	**10,000**	10,000	**10,000**	NS	NS	NS	NS	NS	NS	NS	NS	NS
Zinc	Zn	10,000	**10,000**	10,000	**10,000**	NS	NS	NS	NS	NS	NS	NS	NS	NS
Mercury	Hg	11.00	**6.52**	**38.40**	45.60	NS	NS	NS	NS	NS	NS	NS	NS	NS
SVOCs (PAH)														
Naphthalene		182.0	**85.6**	**453.0**	914.0	NS	NS	NS	NS	NS	NS	NS	NS	NS
Acenaphthylene		2,340	**1,510**	10,000	**10,000**	NS	NS	NS	NS	NS	NS	NS	NS	NS
Acenaphthene		3,510	**3,280**	10,000	**10,000**	NS	NS	NS	NS	NS	NS	NS	NS	NS
Fluorene		2,380	**2,250**	10,000	**7,450**	NS	NS	NS	NS	NS	NS	NS	NS	NS
Phenanthrene		10,000	**10,000**	10,000	**10,000**	NS	NS	NS	NS	NS	NS	NS	NS	NS
Anthracene		10,000	**10,000**	10,000	**10,000**	NS	NS	NS	NS	NS	NS	NS	NS	NS
Fluoranthene		2,400	**2,270**	10,000	**7,620**	NS	NS	NS	NS	NS	NS	NS	NS	NS
Pyrene		1,800	**1,710**	10,000	**5,720**	NS	NS	NS	NS	NS	NS	NS	NS	NS
Chrysene		**871**	919	**1,140**	1,540	NS	NS	NS	NS	NS	NS	NS	NS	NS
Benzo(a)anthracene		12.0	**11.4**	91.8	**38.3**	NS	NS	NS	NS	NS	NS	NS	NS	NS
Benzo(b)fluoranthene		**9.88**	10.1	**17.8**	20.4	NS	NS	NS	NS	NS	NS	NS	NS	NS
Benzo(k)fluoranthene		120	**114**	918	**383**	NS	NS	NS	NS	NS	NS	NS	NS	NS
Dibenzo(a,h)anthracene		1.20	**1.14**	9.18	**3.83**	NS	NS	NS	NS	NS	NS	NS	NS	NS
Indeno(1,2,3-cd)pyrene		12.0	**11.4**	91.8	**38.3**	NS	NS	NS	NS	NS	NS	NS	NS	NS
Benzo(g,h,i)perylene		1,800	**1,710**	10,000	**5,740**	NS	NS	NS	NS	NS	NS	NS	NS	NS
Benzo(a)pyrene		1.20	**1.14**	9.18	**3.83**	NS	NS	NS	NS	NS	NS	NS	NS	NS
Petroleum Carbon Ranges (PCR/TPH)														
C6 - C8		1,410	**545**	10,000	**10,000**	NS	NS	**<4215**	<252	<252	NS	NS	NS	NS
C9 - C16		2,240	**1,330**	10,000	**10,000**	NS	NS				NS	NS	NS	NS
C17 - C35		10,000	**10,000**	10,000	**10,000**	NS	NS				NS	NS	NS	NS
VOCs														
Benzene		0.704	**0.279**	**9.210**	42.200	NS	NS				NS	NS	NS	NS
Toluene		1,440	**705**	10,000	**10,000**	NS	NS				NS	NS	NS	NS
Ethylbenzene		709	**298**	**8,240**	10,000	NS	NS				NS	NS	NS	NS
Xylenes (Total)		95.0	**36.8**	**1,230.0**	10,000.0	NS	NS				NS	NS	NS	NS
BTEX														
BTEX		-	-	-	-	NS	NS				NS	NS	NS	NS

Chemical		Risk-based Remediation Goals for Soil				Depth (m below ground level)								
		Urban Residential	Rural Residential	Industrial	Public Parks	0.5	1.5	3.0	4.5	6.0	7.5	9.0	10.5	12.0
		(mg/kg)	(mg/kg)	(mg/kg)	(mg/kg)	Grid 2 - BH92								
Metals														
Arsenic	As	22.1	**21.8**	196.0	**73.5**	6	7.7	NS	NS					
Barium	Ba	10,000	**10,000**	10,000	**10,000**			NS	NS					
Cadmium	Cd	73.8	**72.8**	653.0	**245.0**	0.3	0.4	NS	NS					
Cobalt	Co	1,480	**1,460**	10,000	**4,900**			NS	NS					
Chromium VI	Cr(VI)	221	**218**	1,960	**735**			NS	NS					
Copper	Cu	2,950	**2,910**	10,000	**9,790**	20	39	NS	NS					
Molybdenum	Mo	369	**364**	3,260	**1,220**			NS	NS					
Nickel	Ni	1,480	**1,460**	10,000	**4,900**			NS	NS					
Lead	Pb	258	**255**	2,290	**857**	82	150	NS	NS	FA	FA	FA	FA	FA
Tin	Sn	10,000	**10,000**	10,000	**10,000**			NS	NS					
Zinc	Zn	10,000	**10,000**	10,000	**10,000**	140	160	NS	NS					
Mercury	Hg	11.00	**6.52**	**38.40**	45.60			NS	NS					
SVOCs (PAH)														
Naphthalene		182.0	**85.6**	**453.0**	914.0			NS	NS					
Acenaphthylene		2,340	**1,510**	10,000	**10,000**			NS	NS					
Acenaphthene		3,510	**3,280**	10,000	**10,000**			NS	NS					
Fluorene		2,380	**2,250**	10,000	**7,450**			NS	NS					
Phenanthrene		10,000	**10,000**	10,000	**10,000**			NS	NS					
Anthracene		10,000	**10,000**	10,000	**10,000**			NS	NS					
Fluoranthene		2,400	**2,270**	10,000	**7,620**			NS	NS					
Pyrene		1,800	**1,710**	10,000	**5,720**			NS	NS					
Chrysene		**871**	919	**1,140**	1,540			NS	NS					
Benzo(a)anthracene		12.0	**11.4**	91.8	**38.3**			NS	NS					
Benzo(b)fluoranthene		**9.88**	10.1	**17.8**	20.4			NS	NS					
Benzo(k)fluoranthene		120	**114**	918	**383**			NS	NS					
Dibenzo(a,h)anthracene		1.20	**1.14**	9.18	**3.83**			NS	NS					
Indeno(1,2,3-cd)pyrene		12.0	**11.4**	91.8	**38.3**			NS	NS					
Benzo(g,h,i)perylene		1,800	**1,710**	10,000	**5,740**			NS	NS					
Benzo(a)pyrene		1.20	**1.14**	9.18	**3.83**			NS	NS					
Petroleum Carbon Ranges (PCR/TPH)														
C6 - C8		1,410	**545**	10,000	**10,000**	<252	<252	NS	NS	<252	<252	<252	<252	<252
C9 - C16		2,240	**1,330**	10,000	**10,000**			NS	NS					
C17 - C35		10,000	**10,000**	10,000	**10,000**			NS	NS					
VOCs														
Benzene		0.704	**0.279**	**9.210**	42.200			NS	NS					
Toluene		1,440	**705**	10,000	**10,000**			NS	NS					
Ethylbenzene		709	**298**	**8,240**	10,000			NS	NS					
Xylenes (Total)		95.0	**36.8**	**1,230.0**	10,000.0			NS	NS					
BTEX														
BTEX		-	-	-	-			NS	NS					

Kennedy Town Comprehensive Development Area
Previous Testing Results

Chemical		Risk-based Remediation Goals for Soil				Depth (m below ground level)								
		Urban Residential	Rural Residential	Industrial	Public Parks	13.5	15.0	16.5						
		(mg/kg)	(mg/kg)	(mg/kg)	(mg/kg)	Grid 2 - BH92								
Metals														
Arsenic	As	22.1	**21.8**	196.0	**73.5**									
Barium	Ba	10,000	**10,000**	10,000	**10,000**									
Cadmium	Cd	73.8	**72.8**	653.0	**245.0**									
Cobalt	Co	1,480	**1,460**	10,000	**4,900**									
Chromium VI	Cr(VI)	221	**218**	1,960	**735**									
Copper	Cu	2,950	**2,910**	10,000	**9,790**									
Molybdenum	Mo	369	**364**	3,260	**1,220**									
Nickel	Ni	1,480	**1,460**	10,000	**4,900**									
Lead	Pb	258	**255**	2,290	**857**									
Tin	Sn	10,000	**10,000**	10,000	**10,000**									
Zinc	Zn	10,000	**10,000**	10,000	**10,000**									
Mercury	Hg	11.00	**6.52**	**38.40**	45.60									
SVOCs (PAH)														
Naphthalene		182.0	**85.6**	**453.0**	914.0									
Acenaphthylene		2,340	**1,510**	10,000	**10,000**									
Acenaphthene		3,510	**3,280**	10,000	**10,000**									
Fluorene		2,380	**2,250**	10,000	**7,450**									
Phenanthrene		10,000	**10,000**	10,000	**10,000**									
Anthracene		10,000	**10,000**	10,000	**10,000**									
Fluoranthene		2,400	**2,270**	10,000	**7,620**									
Pyrene		1,800	**1,710**	10,000	**5,720**									
Chrysene		**871**	919	**1,140**	1,540									
Benzo(a)anthracene		12.0	**11.4**	91.8	**38.3**									
Benzo(b)fluoranthene		**9.88**	10.1	**17.8**	20.4									
Benzo(k)fluoranthene		120	**114**	918	**383**									
Dibenzo(a,h)anthracene		1.20	**1.14**	9.18	**3.83**									
Indeno(1,2,3-cd)pyrene		12.0	**11.4**	91.8	**38.3**									
Benzo(g,h,i)perylene		1,800	**1,710**	10,000	**5,740**									
Benzo(a)pyrene		1.20	**1.14**	9.18	**3.83**									
Petroleum Carbon Ranges (PCR/TPH)														
C6 - C8		1,410	**545**	10,000	**10,000**									
C9 - C16		2,240	**1,330**	10,000	**10,000**	<252	<252	<252						
C17 - C35		10,000	**10,000**	10,000	**10,000**									
VOCs														
Benzene		0.704	**0.279**	**9.210**	42.200									
Toluene		1,440	**705**	10,000	**10,000**									
Ethylbenzene		709	**298**	**8,240**	10,000									
Xylenes (Total)		95.0	**36.8**	**1,230.0**	10,000.0									
BTEX														
BTEX		-	-	-	-									

Chemical		Risk-based Remediation Goals for Soil				Depth (m below ground level)								
		Urban Residential	Rural Residential	Industrial	Public Parks	0.5	1.5	3.0	4.5	6.0	7.5	9.0	10.5	12.0
		(mg/kg)	(mg/kg)	(mg/kg)	(mg/kg)	Grid 2 - BH93								
Metals														
Arsenic	As	22.1	**21.8**	196.0	**73.5**			NS						
Barium	Ba	10,000	**10,000**	10,000	**10,000**			NS						
Cadmium	Cd	73.8	**72.8**	653.0	**245.0**			NS						
Cobalt	Co	1,480	**1,460**	10,000	**4,900**			NS						
Chromium VI	Cr(VI)	221	**218**	1,960	**735**			NS						
Copper	Cu	2,950	**2,910**	10,000	**9,790**			NS						
Molybdenum	Mo	369	**364**	3,260	**1,220**			NS						
Nickel	Ni	1,480	**1,460**	10,000	**4,900**			NS						
Lead	Pb	258	**255**	2,290	**857**	72	87	NS	22	FA	FA	FA	FA	FA
Tin	Sn	10,000	**10,000**	10,000	**10,000**			NS						
Zinc	Zn	10,000	**10,000**	10,000	**10,000**			NS						
Mercury	Hg	11.00	**6.52**	**38.40**	45.60			NS						
SVOCs (PAH)														
Naphthalene		182.0	**85.6**	**453.0**	914.0			NS						
Acenaphthylene		2,340	**1,510**	10,000	**10,000**			NS						
Acenaphthene		3,510	**3,280**	10,000	**10,000**			NS						
Fluorene		2,380	**2,250**	10,000	**7,450**			NS						
Phenanthrene		10,000	**10,000**	10,000	**10,000**			NS						
Anthracene		10,000	**10,000**	10,000	**10,000**			NS						
Fluoranthene		2,400	**2,270**	10,000	**7,620**			NS						
Pyrene		1,800	**1,710**	10,000	**5,720**			NS						
Chrysene		**871**	919	**1,140**	1,540			NS						
Benzo(a)anthracene		12.0	**11.4**	91.8	**38.3**			NS						
Benzo(b)fluoranthene		**9.88**	10.1	**17.8**	20.4			NS						
Benzo(k)fluoranthene		120	**114**	918	**383**			NS						
Dibenzo(a,h)anthracene		1.20	**1.14**	9.18	**3.83**			NS						
Indeno(1,2,3-cd)pyrene		12.0	**11.4**	91.8	**38.3**			NS						
Benzo(g,h,i)perylene		1,800	**1,710**	10,000	**5,740**			NS						
Benzo(a)pyrene		1.20	**1.14**	9.18	**3.83**			NS						
Petroleum Carbon Ranges (PCR/TPH)														
C6 - C8		1,410	**545**	10,000	**10,000**			NS						
C9 - C16		2,240	**1,330**	10,000	**10,000**			NS						
C17 - C35		10,000	**10,000**	10,000	**10,000**			NS						
VOCs														
Benzene		0.704	**0.279**	**9.210**	42.200			NS						
Toluene		1,440	**705**	10,000	**10,000**			NS						
Ethylbenzene		709	**298**	**8,240**	10,000			NS						
Xylenes (Total)		95.0	**36.8**	**1,230.0**	10,000.0			NS						
BTEX														
BTEX		-	-	-	-			NS						

Kennedy Town Comprehensive Development Area
Previous Testing Results

Chemical		Risk-based Remediation Goals for Soil				Depth (m below ground level)								
		Urban Residential	Rural Residential	Industrial	Public Parks	0.5	1.5	3.0	4.5	6.0	7.5	9.0	10.5	12.0
		(mg/kg)	(mg/kg)	(mg/kg)	(mg/kg)	Grid 2 - BH94								
Metals														
Arsenic	As	22.1	**21.8**	196.0	**73.5**									NS
Barium	Ba	10,000	**10,000**	10,000	**10,000**									NS
Cadmium	Cd	73.8	**72.8**	653.0	**245.0**									NS
Cobalt	Co	1,480	**1,460**	10,000	**4,900**									NS
Chromium VI	Cr(VI)	221	**218**	1,960	**735**									NS
Copper	Cu	2,950	**2,910**	10,000	**9,790**									NS
Molybdenum	Mo	369	**364**	3,260	**1,220**									NS
Nickel	Ni	1,480	**1,460**	10,000	**4,900**									NS
Lead	Pb	258	**255**	2,290	**857**	104	173	27	11	FA	FA	FA	FA	FA
Tin	Sn	10,000	**10,000**	10,000	**10,000**									NS
Zinc	Zn	10,000	**10,000**	10,000	**10,000**									NS
Mercury	Hg	11.00	**6.52**	**38.40**	45.60									NS
SVOCs (PAH)														
Naphthalene		182.0	**85.6**	**453.0**	914.0									NS
Acenaphthylene		2,340	**1,510**	10,000	**10,000**									NS
Acenaphthene		3,510	**3,280**	10,000	**10,000**									NS
Fluorene		2,380	**2,250**	10,000	**7,450**									NS
Phenanthrene		10,000	**10,000**	10,000	**10,000**									NS
Anthracene		10,000	**10,000**	10,000	**10,000**									NS
Fluoranthene		2,400	**2,270**	10,000	**7,620**									NS
Pyrene		1,800	**1,710**	10,000	**5,720**									NS
Chrysene		**871**	919	**1,140**	1,540									NS
Benzo(a)anthracene		12.0	**11.4**	91.8	**38.3**									NS
Benzo(b)fluoranthene		**9.88**	10.1	**17.8**	20.4									NS
Benzo(k)fluoranthene		120	**114**	918	**383**									NS
Dibenzo(a,h)anthracene		1.20	**1.14**	9.18	**3.83**									NS
Indeno(1,2,3-cd)pyrene		12.0	**11.4**	91.8	**38.3**									NS
Benzo(g,h,i)perylene		1,800	**1,710**	10,000	**5,740**									NS
Benzo(a)pyrene		1.20	**1.14**	9.18	**3.83**									NS
Petroleum Carbon Ranges (PCR/TPH)														
C6 - C8		1,410	**545**	10,000	**10,000**									NS
C9 - C16		2,240	**1,330**	10,000	**10,000**									NS
C17 - C35		10,000	**10,000**	10,000	**10,000**									NS
VOCs														
Benzene		0.704	**0.279**	**9.210**	42.200									NS
Toluene		1,440	**705**	10,000	**10,000**									NS
Ethylbenzene		709	**298**	**8,240**	10,000									NS
Xylenes (Total)		95.0	**36.8**	**1,230.0**	10,000.0									NS
BTEX														
BTEX		-	-	-	**-**									NS

Chemical		Risk-based Remediation Goals for Soil				Depth (m below ground level)								
		Urban Residential	Rural Residential	Industrial	Public Parks	0.5	1.5	3.0	4.5	6.0	7.5	9.0	10.5	12.0
		(mg/kg)	(mg/kg)	(mg/kg)	(mg/kg)	Grid 2 - BH95								
Metals														
Arsenic	As	22.1	**21.8**	196.0	**73.5**									
Barium	Ba	10,000	**10,000**	10,000	**10,000**									
Cadmium	Cd	73.8	**72.8**	653.0	**245.0**									
Cobalt	Co	1,480	**1,460**	10,000	**4,900**									
Chromium VI	Cr(VI)	221	**218**	1,960	**735**									
Copper	Cu	2,950	**2,910**	10,000	**9,790**									
Molybdenum	Mo	369	**364**	3,260	**1,220**									
Nickel	Ni	1,480	**1,460**	10,000	**4,900**									
Lead	Pb	258	**255**	2,290	**857**	77.6	106	167	16	FA	FA	FA	FA	FA
Tin	Sn	10,000	**10,000**	10,000	**10,000**									
Zinc	Zn	10,000	**10,000**	10,000	**10,000**									
Mercury	Hg	11.00	**6.52**	**38.40**	45.60									
SVOCs (PAH)														
Naphthalene		182.0	**85.6**	**453.0**	914.0									
Acenaphthylene		2,340	**1,510**	10,000	**10,000**									
Acenaphthene		3,510	**3,280**	10,000	**10,000**									
Fluorene		2,380	**2,250**	10,000	**7,450**									
Phenanthrene		10,000	**10,000**	10,000	**10,000**									
Anthracene		10,000	**10,000**	10,000	**10,000**									
Fluoranthene		2,400	**2,270**	10,000	**7,620**									
Pyrene		1,800	**1,710**	10,000	**5,720**									
Chrysene		**871**	919	**1,140**	1,540									
Benzo(a)anthracene		12.0	**11.4**	91.8	**38.3**									
Benzo(b)fluoranthene		**9.88**	10.1	**17.8**	20.4									
Benzo(k)fluoranthene		120	**114**	918	**383**									
Dibenzo(a,h)anthracene		1.20	**1.14**	9.18	**3.83**									
Indeno(1,2,3-cd)pyrene		12.0	**11.4**	91.8	**38.3**									
Benzo(g,h,i)perylene		1,800	**1,710**	10,000	**5,740**									
Benzo(a)pyrene		1.20	**1.14**	9.18	**3.83**									
Petroleum Carbon Ranges (PCR/TPH)														
C6 - C8		1,410	**545**	10,000	**10,000**									
C9 - C16		2,240	**1,330**	10,000	**10,000**									
C17 - C35		10,000	**10,000**	10,000	**10,000**									
VOCs														
Benzene		0.704	**0.279**	**9.210**	42.200									
Toluene		1,440	**705**	10,000	**10,000**									
Ethylbenzene		709	**298**	**8,240**	10,000									
Xylenes (Total)		95.0	**36.8**	**1,230.0**	10,000.0									
BTEX														
BTEX		-	-	-	**-**									

Kennedy Town Comprehensive Development Area
Previous Testing Results

Chemical		Risk-based Remediation Goals for Soil				Depth (m below ground level)								
		Urban Residential	Rural Residential	Industrial	Public Parks	0.5	1.5	3.0	4.5	6.0	7.5	9.0	10.5	12.0
		(mg/kg)	(mg/kg)	(mg/kg)	(mg/kg)	Grid 2 - BH97								
Metals														
Arsenic	As	22.1	**21.8**	196.0	**73.5**									
Barium	Ba	10,000	**10,000**	10,000	**10,000**									
Cadmium	Cd	73.8	**72.8**	653.0	**245.0**									
Cobalt	Co	1,480	**1,460**	10,000	**4,900**									
Chromium VI	Cr(VI)	221	**218**	1,960	**735**									
Copper	Cu	2,950	**2,910**	10,000	**9,790**									
Molybdenum	Mo	369	**364**	3,260	**1,220**									
Nickel	Ni	1,480	**1,460**	10,000	**4,900**									
Lead	Pb	258	**255**	2,290	**857**	216	135	22	25	FA	FA	FA	FA	FA
Tin	Sn	10,000	**10,000**	10,000	**10,000**									
Zinc	Zn	10,000	**10,000**	10,000	**10,000**									
Mercury	Hg	11.00	**6.52**	**38.40**	45.60									
SVOCs (PAH)														
Naphthalene		182.0	**85.6**	**453.0**	914.0									
Acenaphthylene		2,340	**1,510**	10,000	**10,000**									
Acenaphthene		3,510	**3,280**	10,000	**10,000**									
Fluorene		2,380	**2,250**	10,000	**7,450**									
Phenanthrene		10,000	**10,000**	10,000	**10,000**									
Anthracene		10,000	**10,000**	10,000	**10,000**									
Fluoranthene		2,400	**2,270**	10,000	**7,620**									
Pyrene		1,800	**1,710**	10,000	**5,720**									
Chrysene		**871**	919	**1,140**	1,540									
Benzo(a)anthracene		12.0	**11.4**	91.8	**38.3**									
Benzo(b)fluoranthene		**9.88**	10.1	**17.8**	20.4									
Benzo(k)fluoranthene		120	**114**	918	**383**									
Dibenzo(a,h)anthracene		1.20	**1.14**	9.18	**3.83**									
Indeno(1,2,3-cd)pyrene		12.0	**11.4**	91.8	**38.3**									
Benzo(g,h,i)perylene		1,800	**1,710**	10,000	**5,740**									
Benzo(a)pyrene		1.20	**1.14**	9.18	**3.83**									
Petroleum Carbon Ranges (PCR/TPH)														
C6 - C8		1,410	**545**	10,000	**10,000**									
C9 - C16		2,240	**1,330**	10,000	**10,000**									
C17 - C35		10,000	**10,000**	10,000	**10,000**									
VOCs														
Benzene		0.704	**0.279**	**9.210**	42.200									
Toluene		1,440	**705**	10,000	**10,000**									
Ethylbenzene		709	**298**	**8,240**	10,000									
Xylenes (Total)		95.0	**36.8**	**1,230.0**	10,000.0									
BTEX														
BTEX		-	-	-	-									

Chemical		Risk-based Remediation Goals for Soil				Depth (m below ground level)								
		Urban Residential	Rural Residential	Industrial	Public Parks	0.5	1.5	3.0	4.5	6.0	7.5	9.0	10.5	12.0
		(mg/kg)	(mg/kg)	(mg/kg)	(mg/kg)	Grid 2 - BH99								
Metals														
Arsenic	As	22.1	**21.8**	196.0	**73.5**	2.6	7.6	9.1	0.9	NS	3.5	3.7	3.9	6.3
Barium	Ba	10,000	**10,000**	10,000	**10,000**	56	17	34	110	NS	18	12	11	37
Cadmium	Cd	73.8	**72.8**	653.0	**245.0**	0.04	0.02	0.1	0.1	NS	0.07	0.07	0.03	0.05
Cobalt	Co	1,480	**1,460**	10,000	**4,900**	2.2	1.5	2	6.9	NS	1.8	2.3	1	0.6
Chromium VI	Cr(VI)	221	**218**	1,960	**735**	1.4	1.9	4.8	4.2	NS	5.2	6.4	2.2	0.5
Copper	Cu	2,950	**2,910**	10,000	**9,790**	2	2.7	9.6	5.7	NS	6.7	2.3	1.3	1.6
Molybdenum	Mo	369	**364**	3,260	**1,220**	1.1	1.6	0.8	DL	NS	DL	DL	DL	DL
Nickel	Ni	1,480	**1,460**	10,000	**4,900**	1.2	1	3	3.5	NS	2.8	3.2	0.5	DL
Lead	Pb	258	**255**	2,290	**857**	29	27	18	21	NS	23	8.9	8.4	17
Tin	Sn	10,000	**10,000**	10,000	**10,000**	1.1	1.3	1.9	2.2	NS	2.1	DL	DL	DL
Zinc	Zn	10,000	**10,000**	10,000	**10,000**	30	20	44	62	NS	18	14	10	7.5
Mercury	Hg	11.00	**6.52**	**38.40**	45.60	0.03	0.09	IS	IS	NS	IS	IS	IS	IS
SVOCs (PAH)														
Naphthalene		182.0	**85.6**	**453.0**	914.0	DL	DL	DL	DL	NS	DL	DL	DL	DL
Acenaphthylene		2,340	**1,510**	10,000	**10,000**	DL	DL	DL	DL	NS	DL	DL	DL	DL
Acenaphthene		3,510	**3,280**	10,000	**10,000**	DL	DL	DL	DL	NS	DL	DL	DL	DL
Fluorene		2,380	**2,250**	10,000	**7,450**	DL	DL	DL	DL	NS	DL	DL	DL	DL
Phenanthrene		10,000	**10,000**	10,000	**10,000**	DL	DL	DL	DL	NS	DL	DL	DL	DL
Anthracene		10,000	**10,000**	10,000	**10,000**	DL	DL	DL	DL	NS	DL	DL	DL	DL
Fluoranthene		2,400	**2,270**	10,000	**7,620**	DL	DL	DL	DL	NS	DL	DL	DL	DL
Pyrene		1,800	**1,710**	10,000	**5,720**	DL	DL	DL	DL	NS	DL	DL	DL	DL
Chrysene		**871**	919	**1,140**	1,540	DL	DL	DL	DL	NS	DL	DL	DL	DL
Benzo(a)anthracene		12.0	**11.4**	91.8	**38.3**	DL	DL	DL	DL	NS	DL	DL	DL	DL
Benzo(b)fluoranthene		**9.88**	10.1	**17.8**	20.4	DL	DL	DL	DL	NS	DL	DL	DL	DL
Benzo(k)fluoranthene		120	**114**	918	**383**	DL	DL	DL	DL	NS	DL	DL	DL	DL
Dibenzo(a,h)anthracene		1.20	**1.14**	9.18	**3.83**	DL	DL	DL	DL	NS	DL	DL	DL	DL
Indeno(1,2,3-cd)pyrene		12.0	**11.4**	91.8	**38.3**	DL	DL	DL	DL	NS	DL	DL	DL	DL
Benzo(g,h,i)perylene		1,800	**1,710**	10,000	**5,740**	DL	DL	DL	DL	NS	DL	DL	DL	DL
Benzo(a)pyrene		1.20	**1.14**	9.18	**3.83**	DL	DL	DL	DL	NS	DL	DL	DL	DL
Petroleum Carbon Ranges (PCR/TPH)														
C6 - C8		1,410	**545**	10,000	**10,000**	<252	<252	IS	IS	IS	IS	IS	IS	IS
C9 - C16		2,240	**1,330**	10,000	**10,000**			IS	IS	IS	IS	IS	IS	IS
C17 - C35		10,000	**10,000**	10,000	**10,000**			IS	IS	IS	IS	IS	IS	IS
VOCs														
Benzene		0.704	**0.279**	**9.210**	42.200	DL	DL	IS	IS	NS	IS	IS	IS	IS
Toluene		1,440	**705**	10,000	**10,000**	DL	DL	IS	IS	NS	IS	IS	IS	IS
Ethylbenzene		709	**298**	**8,240**	10,000	DL	DL	IS	IS	NS	IS	IS	IS	IS
Xylenes (Total)		95.0	**36.8**	**1,230.0**	10,000.0	DL	DL	IS	IS	NS	IS	IS	IS	IS
BTEX														
BTEX		-	-	-	-	DL	DL	IS	IS	NS	IS	IS	IS	IS

Kennedy Town Comprehensive Development Area
Previous Testing Results

Chemical		Risk-based Remediation Goals for Soil				Depth (m below ground level)								
		Urban Residential	Rural Residential	Industrial	Public Parks	13.5	15.0							
		(mg/kg)	(mg/kg)	(mg/kg)	(mg/kg)	Grid 2 - BH99								
Metals														
Arsenic	As	22.1	**21.8**	196.0	**73.5**	NS	1.8							
Barium	Ba	10,000	**10,000**	10,000	**10,000**	NS	62							
Cadmium	Cd	73.8	**72.8**	653.0	**245.0**	NS	0.04							
Cobalt	Co	1,480	**1,460**	10,000	**4,900**	NS	6							
Chromium VI	Cr(VI)	221	**218**	1,960	**735**	NS	1.3							
Copper	Cu	2,950	**2,910**	10,000	**9,790**	NS	2.2							
Molybdenum	Mo	369	**364**	3,260	**1,220**	NS	1.6							
Nickel	Ni	1,480	**1,460**	10,000	**4,900**	NS	0.9							
Lead	Pb	258	**255**	2,290	**857**	NS	17							
Tin	Sn	10,000	**10,000**	10,000	**10,000**	NS	1							
Zinc	Zn	10,000	**10,000**	10,000	**10,000**	NS	56							
Mercury	Hg	11.00	**6.52**	**38.40**	45.60	NS	IS							
SVOCs (PAH)														
Naphthalene		182.0	**85.6**	**453.0**	914.0	NS	DL							
Acenaphthylene		2,340	**1,510**	10,000	**10,000**	NS	DL							
Acenaphthene		3,510	**3,280**	10,000	**10,000**	NS	DL							
Fluorene		2,380	**2,250**	10,000	**7,450**	NS	DL							
Phenanthrene		10,000	**10,000**	10,000	**10,000**	NS	DL							
Anthracene		10,000	**10,000**	10,000	**10,000**	NS	DL							
Fluoranthene		2,400	**2,270**	10,000	**7,620**	NS	DL							
Pyrene		1,800	**1,710**	10,000	**5,720**	NS	DL							
Chrysene		**871**	919	**1,140**	1,540	NS	DL							
Benzo(a)anthracene		12.0	**11.4**	91.8	**38.3**	NS	DL							
Benzo(b)fluoranthene		**9.88**	10.1	**17.8**	20.4	NS	DL							
Benzo(k)fluoranthene		120	**114**	918	**383**	NS	DL							
Dibenzo(a,h)anthracene		1.20	**1.14**	9.18	**3.83**	NS	DL							
Indeno(1,2,3-cd)pyrene		12.0	**11.4**	91.8	**38.3**	NS	DL							
Benzo(g,h,i)perylene		1,800	**1,710**	10,000	**5,740**	NS	DL							
Benzo(a)pyrene		1.20	**1.14**	9.18	**3.83**	NS	DL							
Petroleum Carbon Ranges (PCR/TPH)														
C6 - C8		1,410	**545**	10,000	**10,000**	NS	IS							
C9 - C16		2,240	**1,330**	10,000	**10,000**									
C17 - C35		10,000	**10,000**	10,000	**10,000**									
VOCs														
Benzene		0.704	**0.279**	**9.210**	42.200	NS	IS							
Toluene		1,440	**705**	10,000	**10,000**	NS	IS							
Ethylbenzene		709	**298**	**8,240**	10,000	NS	IS							
Xylenes (Total)		95.0	**36.8**	**1,230.0**	10,000.0	NS	IS							
BTEX														
BTEX		-	-	-	-	NS	IS							

Chemical		Risk-based Remediation Goals for Soil				Depth (m below ground level)								
		Urban Residential	Rural Residential	Industrial	Public Parks	0.5	1.5	3.0	4.5	6.0	7.5	9.0	10.5	12.0
		(mg/kg)	(mg/kg)	(mg/kg)	(mg/kg)	Grid 3R - BH8								
Metals														
Arsenic	As	22.1	**21.8**	196.0	73.5	16	12	3.4	2.9	NA	3.8	NS	NS	NS
Barium	Ba	10,000	**10,000**	10,000	10,000	130	100	130	54	NA	9.8	NS	NS	NS
Cadmium	Cd	73.8	**72.8**	653.0	245.0	0.4	0.4	0.08	0.09	NA	1	NS	NS	NS
Cobalt	Co	1,480	**1,460**	10,000	4,900	3.1	2.5	5.4	1.5	NA	DL	NS	NS	NS
Chromium VI	Cr(VI)	221	**218**	1,960	735	6.9	5.3	2.9	4.7	NA	1.2	NS	NS	NS
Copper	Cu	2,950	**2,910**	10,000	9,790	120	51	2.8	6.3	NA	1.6	NS	NS	NS
Molybdenum	Mo	369	**364**	3,260	1,220	2.1	4.3	2.3	1.1	NA	80	NS	NS	NS
Nickel	Ni	1,480	**1,460**	10,000	4,900	5.3	4.3	5.4	3.8	NA	1.1	NS	NS	NS
Lead	Pb	258	**255**	2,290	857	250	170	77	24	NA	10	NS	NS	NS
Tin	Sn	10,000	**10,000**	10,000	10,000	32	8.3	44	2.2	NA	DL	NS	NS	NS
Zinc	Zn	10,000	**10,000**	10,000	10,000	300	240	13	29	NA	6	NS	NS	NS
Mercury	Hg	11.00	**6.52**	38.40	45.60	3.03	0.87	0.11	IS	NA	0.03	NS	NS	NS
SVOCs (PAH)														
Naphthalene		182.0	**85.6**	453.0	914.0	DL	DL	DL	DL	NA	DL	NS	NS	NS
Acenaphthylene		2,340	**1,510**	10,000	10,000	0.23	0.18	DL	DL	NA	DL	NS	NS	NS
Acenaphthene		3,510	**3,280**	10,000	10,000	DL	DL	DL	DL	NA	DL	NS	NS	NS
Fluorene		2,380	**2,250**	10,000	7,450	DL	DL	DL	DL	NA	DL	NS	NS	NS
Phenanthrene		10,000	**10,000**	10,000	10,000	0.25	0.058	DL	DL	NA	DL	NS	NS	NS
Anthracene		10,000	**10,000**	10,000	10,000	0.17	0.11	DL	DL	NA	DL	NS	NS	NS
Fluoranthene		2,400	**2,270**	10,000	7,620	0.9	0.39	DL	DL	NA	DL	NS	NS	NS
Pyrene		1,800	**1,710**	10,000	5,720	0.94	0.4	DL	DL	NA	DL	NS	NS	NS
Chrysene		**871**	919	1,140	1,540	0.51	0.28	DL	DL	NA	DL	NS	NS	NS
Benzo(a)anthracene		12.0	**11.4**	91.8	38.3	0.45	0.21	DL	DL	NA	DL	NS	NS	NS
Benzo(b)fluoranthene		**9.88**	10.1	17.8	20.4	0.95	0.59	DL	DL	NA	DL	NS	NS	NS
Benzo(k)fluoranthene		120	**114**	918	383	0.69	0.33	DL	DL	NA	DL	NS	NS	NS
Dibenzo(a,h)anthracene		1.20	**1.14**	9.18	3.83	DL	DL	DL	DL	NA	DL	NS	NS	NS
Indeno(1,2,3-cd)pyrene		12.0	**11.4**	91.8	38.3	DL	0.12	DL	DL	NA	DL	NS	NS	NS
Benzo(g,h,i)perylene		1,800	**1,710**	10,000	5,740	0.53	0.26	DL	DL	NA	DL	NS	NS	NS
Benzo(a)pyrene		1.20	**1.14**	9.18	3.83	0.62	0.27	DL	DL	NA	DL	NS	NS	NS
Petroleum Carbon Ranges (PCR/TPH)														
C6 - C8		1,410	**545**	10,000	10,000	<252	<252	<252	IS	NA	<252	NS	NS	NS
C9 - C16		2,240	**1,330**	10,000	10,000				IS	NA		NS	NS	NS
C17 - C35		10,000	**10,000**	10,000	10,000				IS	NA		NS	NS	NS
VOCs														
Benzene		0.704	**0.279**	9.210	42.200	DL	DL	DL	IS	NA	DL	NS	NS	NS
Toluene		1,440	**705**	10,000	10,000	DL	DL	DL	IS	NA	DL	NS	NS	NS
Ethylbenzene		709	**298**	8,240	10,000	DL	DL	DL	IS	NA	DL	NS	NS	NS
Xylenes (Total)		95.0	**36.8**	1,230.0	10,000.0	DL	DL	DL	IS	NA	DL	NS	NS	NS
BTEX														
BTEX		-	-	-	-	DL	DL	DL	IS	NA	DL	NS	NS	NS

Kennedy Town Comprehensive Development Area
Previous Testing Results

Chemical		Risk-based Remediation Goals for Soil				Depth (m below ground level)								
		Urban Residential	Rural Residential	Industrial	Public Parks	0.5	1.5	3.0	4.5	6.0	7.5	9.0	10.5	12.0
		(mg/kg)	(mg/kg)	(mg/kg)	(mg/kg)	Grid 3R - BH96								
Metals														
Arsenic	As	22.1	**21.8**	196.0	73.5									
Barium	Ba	10,000	**10,000**	10,000	10,000									
Cadmium	Cd	73.8	**72.8**	653.0	245.0									
Cobalt	Co	1,480	**1,460**	10,000	4,900									
Chromium VI	Cr(VI)	221	**218**	1,960	735									
Copper	Cu	2,950	**2,910**	10,000	9,790									
Molybdenum	Mo	369	**364**	3,260	1,220									
Nickel	Ni	1,480	**1,460**	10,000	4,900									
Lead	Pb	258	**255**	2,290	857	NS	61	20	75	FA	FA	FA	FA	FA
Tin	Sn	10,000	**10,000**	10,000	10,000									
Zinc	Zn	10,000	**10,000**	10,000	10,000									
Mercury	Hg	11.00	**6.52**	38.40	45.60									
SVOCs (PAH)														
Naphthalene		182.0	**85.6**	453.0	914.0									
Acenaphthylene		2,340	**1,510**	10,000	10,000									
Acenaphthene		3,510	**3,280**	10,000	10,000									
Fluorene		2,380	**2,250**	10,000	7,450									
Phenanthrene		10,000	**10,000**	10,000	10,000									
Anthracene		10,000	**10,000**	10,000	10,000									
Fluoranthene		2,400	**2,270**	10,000	7,620									
Pyrene		1,800	**1,710**	10,000	5,720									
Chrysene		**871**	919	1,140	1,540									
Benzo(a)anthracene		12.0	**11.4**	91.8	38.3									
Benzo(b)fluoranthene		**9.88**	10.1	17.8	20.4									
Benzo(k)fluoranthene		120	**114**	918	383									
Dibenzo(a,h)anthracene		1.20	**1.14**	9.18	3.83									
Indeno(1,2,3-cd)pyrene		12.0	**11.4**	91.8	38.3									
Benzo(g,h,i)perylene		1,800	**1,710**	10,000	5,740									
Benzo(a)pyrene		1.20	**1.14**	9.18	3.83									
Petroleum Carbon Ranges (PCR/TPH)														
C6 - C8		1,410	**545**	10,000	10,000									
C9 - C16		2,240	**1,330**	10,000	10,000									
C17 - C35		10,000	**10,000**	10,000	10,000									
VOCs														
Benzene		0.704	**0.279**	9.210	42.200									
Toluene		1,440	**705**	10,000	10,000									
Ethylbenzene		709	**298**	8,240	10,000									
Xylenes (Total)		95.0	**36.8**	1,230.0	10,000.0									
BTEX														
BTEX		-	-	-	-									

Chemical		Risk-based Remediation Goals for Soil				Depth (m below ground level)								
		Urban Residential	Rural Residential	Industrial	Public Parks	0.5	1.5	3.0	4.5	6.0	7.5	9.0	10.5	12.0
		(mg/kg)	(mg/kg)	(mg/kg)	(mg/kg)	Grid 4R - BH1								
Metals														
Arsenic	As	22.1	**21.8**	196.0	73.5				NS	NS			NS	NS
Barium	Ba	10,000	**10,000**	10,000	10,000				NS	NS			NS	NS
Cadmium	Cd	73.8	**72.8**	653.0	245.0				NS	NS			NS	NS
Cobalt	Co	1,480	**1,460**	10,000	4,900				NS	NS			NS	NS
Chromium VI	Cr(VI)	221	**218**	1,960	735				NS	NS			NS	NS
Copper	Cu	2,950	**2,910**	10,000	9,790				NS	NS		FA	NS	NS
Molybdenum	Mo	369	**364**	3,260	1,220				NS	NS			NS	NS
Nickel	Ni	1,480	**1,460**	10,000	4,900				NS	NS			NS	NS
Lead	Pb	258	**255**	2,290	857	86	73	35	NS	NS	12.8	FA	NS	NS
Tin	Sn	10,000	**10,000**	10,000	10,000				NS	NS			NS	NS
Zinc	Zn	10,000	**10,000**	10,000	10,000				NS	NS			NS	NS
Mercury	Hg	11.00	**6.52**	38.40	45.60				NS	NS			NS	NS
SVOCs (PAH)														
Naphthalene		182.0	**85.6**	453.0	914.0				NS	NS			NS	NS
Acenaphthylene		2,340	**1,510**	10,000	10,000				NS	NS			NS	NS
Acenaphthene		3,510	**3,280**	10,000	10,000				NS	NS			NS	NS
Fluorene		2,380	**2,250**	10,000	7,450				NS	NS			NS	NS
Phenanthrene		10,000	**10,000**	10,000	10,000				NS	NS			NS	NS
Anthracene		10,000	**10,000**	10,000	10,000				NS	NS			NS	NS
Fluoranthene		2,400	**2,270**	10,000	7,620				NS	NS			NS	NS
Pyrene		1,800	**1,710**	10,000	5,720				NS	NS			NS	NS
Chrysene		**871**	919	1,140	1,540				NS	NS			NS	NS
Benzo(a)anthracene		12.0	**11.4**	91.8	38.3				NS	NS			NS	NS
Benzo(b)fluoranthene		**9.88**	10.1	17.8	20.4				NS	NS			NS	NS
Benzo(k)fluoranthene		120	**114**	918	383				NS	NS			NS	NS
Dibenzo(a,h)anthracene		1.20	**1.14**	9.18	3.83				NS	NS			NS	NS
Indeno(1,2,3-cd)pyrene		12.0	**11.4**	91.8	38.3				NS	NS			NS	NS
Benzo(g,h,i)perylene		1,800	**1,710**	10,000	5,740				NS	NS			NS	NS
Benzo(a)pyrene		1.20	1.14	9.18	3.83				NS	NS			NS	NS
Petroleum Carbon Ranges (PCR/TPH)														
C6 - C8		1,410	**545**	10,000	10,000				NS	NS			NS	NS
C9 - C16		2,240	**1,330**	10,000	10,000				NS	NS			NS	NS
C17 - C35		10,000	**10,000**	10,000	10,000				NS	NS			NS	NS
VOCs														
Benzene		0.704	**0.279**	9.210	42.200				NS	NS			NS	NS
Toluene		1,440	**705**	10,000	10,000				NS	NS			NS	NS
Ethylbenzene		709	**298**	8,240	10,000				NS	NS			NS	NS
Xylenes (Total)		95.0	**36.8**	1,230.0	10,000.0				NS	NS			NS	NS
BTEX														
BTEX		-	-	-	-				NS	NS			NS	NS

Chemical		Risk-based Remediation Goals for Soil				Depth (m below ground level)								
		Urban Residential	Rural Residential	Industrial	Public Parks	0.5	1.5	3.0	4.5	6.0	7.5	9.0	10.5	12.0
		(mg/kg)	(mg/kg)	(mg/kg)	(mg/kg)	Grid 4R - BH3								
Metals														
Arsenic	As	22.1	**21.8**	196.0	73.5				NS					
Barium	Ba	10,000	**10,000**	10,000	10,000				NS					
Cadmium	Cd	73.8	**72.8**	653.0	245.0				NS					
Cobalt	Co	1,480	**1,460**	10,000	4,900				NS					
Chromium VI	Cr(VI)	221	**218**	1,960	735				NS					
Copper	Cu	2,950	**2,910**	10,000	9,790	40	18	20.6	NS		FA	FA	FA	FA
Molybdenum	Mo	369	**364**	3,260	1,220				NS					
Nickel	Ni	1,480	**1,460**	10,000	4,900				NS					
Lead	Pb	258	**255**	2,290	857	220	40.3	164	NS	108	FA	FA	FA	FA
Tin	Sn	10,000	**10,000**	10,000	10,000				NS					
Zinc	Zn	10,000	**10,000**	10,000	10,000				NS					
Mercury	Hg	11.00	**6.52**	38.40	45.60				NS					
SVOCs (PAH)														
Naphthalene		182.0	**85.6**	453.0	914.0				NS					
Acenaphthylene		2,340	**1,510**	10,000	10,000				NS					
Acenaphthene		3,510	**3,280**	10,000	10,000				NS					
Fluorene		2,380	**2,250**	10,000	7,450				NS					
Phenanthrene		10,000	**10,000**	10,000	10,000				NS					
Anthracene		10,000	**10,000**	10,000	10,000				NS					
Fluoranthene		2,400	**2,270**	10,000	7,620				NS					
Pyrene		1,800	**1,710**	10,000	5,720				NS					
Chrysene		**871**	919	1,140	1,540				NS					
Benzo(a)anthracene		12.0	**11.4**	91.8	38.3				NS					
Benzo(b)fluoranthene		**9.88**	10.1	17.8	20.4				NS					
Benzo(k)fluoranthene		120	**114**	918	383				NS					
Dibenzo(a,h)anthracene		1.20	**1.14**	9.18	3.83				NS					
Indeno(1,2,3-cd)pyrene		12.0	**11.4**	91.8	38.3				NS					
Benzo(g,h,i)perylene		1,800	**1,710**	10,000	5,740				NS					
Benzo(a)pyrene		1.20	1.14	9.18	3.83				NS					
Petroleum Carbon Ranges (PCR/TPH)														
C6 - C8		1,410	**545**	10,000	10,000				NS					
C9 - C16		2,240	**1,330**	10,000	10,000				NS					
C17 - C35		10,000	**10,000**	10,000	10,000				NS					
VOCs														
Benzene		0.704	**0.279**	9.210	42.200				NS					
Toluene		1,440	**705**	10,000	10,000				NS					
Ethylbenzene		709	**298**	8,240	10,000				NS					
Xylenes (Total)		95.0	**36.8**	1,230.0	10,000.0				NS					
BTEX														
BTEX		-	-	-	-				NS					

Chemical		Risk-based Remediation Goals for Soil				Depth (m below ground level)								
		Urban Residential	Rural Residential	Industrial	Public Parks	0.5	1.5	3.0	4.5	6.0	7.5	9.0	10.5	12.0
		(mg/kg)	(mg/kg)	(mg/kg)	(mg/kg)	Grid 4R - BH5								
Metals														
Arsenic	As	22.1	**21.8**	196.0	73.5				NS					
Barium	Ba	10,000	**10,000**	10,000	10,000				NS					
Cadmium	Cd	73.8	**72.8**	653.0	245.0				NS					
Cobalt	Co	1,480	**1,460**	10,000	4,900				NS					
Chromium VI	Cr(VI)	221	**218**	1,960	735				NS					
Copper	Cu	2,950	**2,910**	10,000	9,790				NS		FA	FA	FA	FA
Molybdenum	Mo	369	**364**	3,260	1,220				NS					
Nickel	Ni	1,480	**1,460**	10,000	4,900				NS					
Lead	Pb	258	**255**	2,290	857	199	128	53	NS	35.4	FA	FA	FA	FA
Tin	Sn	10,000	**10,000**	10,000	10,000				NS					
Zinc	Zn	10,000	**10,000**	10,000	10,000				NS					
Mercury	Hg	11.00	**6.52**	38.40	45.60				NS					
SVOCs (PAH)														
Naphthalene		182.0	**85.6**	453.0	914.0				NS					
Acenaphthylene		2,340	**1,510**	10,000	10,000				NS					
Acenaphthene		3,510	**3,280**	10,000	10,000				NS					
Fluorene		2,380	**2,250**	10,000	7,450				NS					
Phenanthrene		10,000	**10,000**	10,000	10,000				NS					
Anthracene		10,000	**10,000**	10,000	10,000				NS					
Fluoranthene		2,400	**2,270**	10,000	7,620				NS					
Pyrene		1,800	**1,710**	10,000	5,720				NS					
Chrysene		**871**	919	1,140	1,540				NS					
Benzo(a)anthracene		12.0	**11.4**	91.8	38.3				NS					
Benzo(b)fluoranthene		**9.88**	10.1	17.8	20.4				NS					
Benzo(k)fluoranthene		120	**114**	918	383				NS					
Dibenzo(a,h)anthracene		1.20	**1.14**	9.18	3.83				NS					
Indeno(1,2,3-cd)pyrene		12.0	**11.4**	91.8	38.3				NS					
Benzo(g,h,i)perylene		1,800	**1,710**	10,000	5,740				NS					
Benzo(a)pyrene		1.20	1.14	9.18	3.83				NS					
Petroleum Carbon Ranges (PCR/TPH)														
C6 - C8		1,410	**545**	10,000	10,000				NS					
C9 - C16		2,240	**1,330**	10,000	10,000				NS					
C17 - C35		10,000	**10,000**	10,000	10,000				NS					
VOCs														
Benzene		0.704	**0.279**	9.210	42.200				NS					
Toluene		1,440	**705**	10,000	10,000				NS					
Ethylbenzene		709	**298**	8,240	10,000				NS					
Xylenes (Total)		95.0	**36.8**	1,230.0	10,000.0				NS					
BTEX														
BTEX		-	-	-	-				NS					

Chemical		Risk-based Remediation Goals for Soil				Depth (m below ground level)								
		Urban Residential	Rural Residential	Industrial	Public Parks	0.5	1.5	3.0	4.5	6.0	7.5	9.0	10.5	12.0
		(mg/kg)	(mg/kg)	(mg/kg)	(mg/kg)	Grid 4R - BH7								
Metals														
Arsenic	As	22.1	**21.8**	196.0	73.5								NS	NS
Barium	Ba	10,000	**10,000**	10,000	10,000								NS	NS
Cadmium	Cd	73.8	**72.8**	653.0	245.0								NS	NS
Cobalt	Co	1,480	**1,460**	10,000	4,900								NS	NS
Chromium VI	Cr(VI)	221	**218**	1,960	735								NS	NS
Copper	Cu	2,950	**2,910**	10,000	9,790	74	13	64	73	FA	FA	FA	NS	NS
Molybdenum	Mo	369	**364**	3,260	1,220								NS	NS
Nickel	Ni	1,480	**1,460**	10,000	4,900								NS	NS
Lead	**Pb**	258	**255**	2,290	857	105	111	**297**	85	FA	FA	FA	NS	NS
Tin	Sn	10,000	**10,000**	10,000	10,000								NS	NS
Zinc	Zn	10,000	**10,000**	10,000	10,000								NS	NS
Mercury	Hg	11.00	**6.52**	38.40	45.60								NS	NS
SVOCs (PAH)														
Naphthalene		182.0	**85.6**	453.0	914.0								NS	NS
Acenaphthylene		2,340	**1,510**	10,000	10,000								NS	NS
Acenaphthene		3,510	**3,280**	10,000	10,000								NS	NS
Fluorene		2,380	**2,250**	10,000	7,450								NS	NS
Phenanthrene		10,000	**10,000**	10,000	10,000								NS	NS
Anthracene		10,000	**10,000**	10,000	10,000								NS	NS
Fluoranthene		2,400	**2,270**	10,000	7,620								NS	NS
Pyrene		1,800	**1,710**	10,000	5,720								NS	NS
Chrysene		**871**	919	1,140	1,540								NS	NS
Benzo(a)anthracene		12.0	**11.4**	91.8	38.3								NS	NS
Benzo(b)fluoranthene		**9.88**	10.1	17.8	20.4								NS	NS
Benzo(k)fluoranthene		120	**114**	918	383								NS	NS
Dibenzo(a,h)anthracene		1.20	**1.14**	9.18	3.83								NS	NS
Indeno(1,2,3-cd)pyrene		12.0	**11.4**	91.8	38.3								NS	NS
Benzo(g,h,i)perylene		1,800	**1,710**	10,000	5,740								NS	NS
Benzo(a)pyrene		1.20	**1.14**	9.18	3.83								NS	NS
Petroleum Carbon Ranges (PCR/TPH)														
C6 - C8		1,410	**545**	10,000	10,000								NS	NS
C9 - C16		2,240	**1,330**	10,000	10,000								NS	NS
C17 - C35		10,000	**10,000**	10,000	10,000								NS	NS
VOCs														
Benzene		0.704	**0.279**	9.210	42.200								NS	NS
Toluene		1,440	**705**	10,000	10,000								NS	NS
Ethylbenzene		709	**298**	8,240	10,000								NS	NS
Xylenes (Total)		95.0	**36.8**	1,230.0	10,000.0								NS	NS
BTEX														
BTEX		-	-	-	-								NS	NS

Chemical		Risk-based Remediation Goals for Soil				Depth (m below ground level)								
		Urban Residential	Rural Residential	Industrial	Public Parks	0.5	1.5	3.0	4.5	6.0	7.5	9.0	10.5	12.0
		(mg/kg)	(mg/kg)	(mg/kg)	(mg/kg)	Grid 4R - BH9								
Metals														
Arsenic	As	22.1	**21.8**	196.0	73.5						NS	NS	NS	NS
Barium	Ba	10,000	**10,000**	10,000	10,000						NS	NS	NS	NS
Cadmium	Cd	73.8	**72.8**	653.0	245.0						NS	NS	NS	NS
Cobalt	Co	1,480	**1,460**	10,000	4,900						NS	NS	NS	NS
Chromium VI	Cr(VI)	221	**218**	1,960	735						NS	NS	NS	NS
Copper	Cu	2,950	**2,910**	10,000	9,790	48	4	57	40	17.2	NS	NS	NS	NS
Molybdenum	Mo	369	**364**	3,260	1,220						NS	NS	NS	NS
Nickel	Ni	1,480	**1,460**	10,000	4,900						NS	NS	NS	NS
Lead	**Pb**	258	**255**	2,290	857	105	49	136	**268**	35.7	NS	NS	NS	NS
Tin	Sn	10,000	**10,000**	10,000	10,000						NS	NS	NS	NS
Zinc	Zn	10,000	**10,000**	10,000	10,000						NS	NS	NS	NS
Mercury	Hg	11.00	**6.52**	38.40	45.60						NS	NS	NS	NS
SVOCs (PAH)														
Naphthalene		182.0	**85.6**	453.0	914.0	DL	DL	DL	4.5	FA	NS	NS	NS	NS
Acenaphthylene		2,340	**1,510**	10,000	10,000	DL	DL	DL	DL	FA	NS	NS	NS	NS
Acenaphthene		3,510	**3,280**	10,000	10,000	DL	DL	DL	DL	FA	NS	NS	NS	NS
Fluorene		2,380	**2,250**	10,000	7,450	DL	DL	DL	DL	FA	NS	NS	NS	NS
Phenanthrene		10,000	**10,000**	10,000	10,000	DL	DL	DL	1.1	FA	NS	NS	NS	NS
Anthracene		10,000	**10,000**	10,000	10,000	DL	DL	DL	DL	FA	NS	NS	NS	NS
Fluoranthene		2,400	**2,270**	10,000	7,620	DL	DL	DL	1.7	FA	NS	NS	NS	NS
Pyrene		1,800	**1,710**	10,000	5,720	DL	DL	DL	1.9	FA	NS	NS	NS	NS
Chrysene		**871**	919	1,140	1,540	DL	DL	DL	1.1	FA	NS	NS	NS	NS
Benzo(a)anthracene		12.0	**11.4**	91.8	38.3	DL	DL	DL	0.9	FA	NS	NS	NS	NS
Benzo(b)fluoranthene		**9.88**	10.1	17.8	20.4	DL	DL	DL	2	FA	NS	NS	NS	NS
Benzo(k)fluoranthene		120	**114**	918	383	DL	DL	DL		FA	NS	NS	NS	NS
Dibenzo(a,h)anthracene		1.20	**1.14**	9.18	3.83	DL	DL	DL	DL	FA	NS	NS	NS	NS
Indeno(1,2,3-cd)pyrene		12.0	**11.4**	91.8	38.3	DL	DL	DL	1	FA	NS	NS	NS	NS
Benzo(g,h,i)perylene		1,800	**1,710**	10,000	5,740	DL	DL	DL	1	FA	NS	NS	NS	NS
Benzo(a)pyrene		1.20	**1.14**	9.18	3.83	DL	DL	DL	**1.2**	FA	NS	NS	NS	NS
Petroleum Carbon Ranges (PCR/TPH)														
C6 - C8		1,410	**545**	10,000	10,000						NS	NS	NS	NS
C9 - C16		2,240	**1,330**	10,000	10,000						NS	NS	NS	NS
C17 - C35		10,000	**10,000**	10,000	10,000						NS	NS	NS	NS
VOCs														
Benzene		0.704	**0.279**	9.210	42.200						NS	NS	NS	NS
Toluene		1,440	**705**	10,000	10,000						NS	NS	NS	NS
Ethylbenzene		709	**298**	8,240	10,000						NS	NS	NS	NS
Xylenes (Total)		95.0	**36.8**	1,230.0	10,000.0						NS	NS	NS	NS
BTEX														
BTEX		-	-	-	-						NS	NS	NS	NS

Kennedy Town Comprehensive Development Area
Previous Testing Results

Chemical		Risk-based Remediation Goals for Soil				Depth (m below ground level)								
		Urban Residential	Rural Residential	Industrial	Public Parks	0.5	1.5	3.0	4.5	6.0	7.5	9.0	10.5	12.0
		(mg/kg)	(mg/kg)	(mg/kg)	(mg/kg)	Grid 4R - BH10a								
Metals														
Arsenic	As	22.1	**21.8**	196.0	73.5	6.4	5.2	4.7	8.6	DL	NS	NS	NS	NS
Barium	Ba	10,000	**10,000**	10,000	10,000	150	180	150	41	140	NS	NS	NS	NS
Cadmium	Cd	73.8	**72.8**	653.0	245.0	0.3	0.4	0.2	0.1	0.4	NS	NS	NS	NS
Cobalt	Co	1,480	**1,460**	10,000	4,900	3.5	8.4	5	3.1	5.2	NS	NS	NS	NS
Chromium VI	Cr(VI)	221	**218**	1,960	735	5.5	2	3.4	8	0.3	NS	NS	NS	NS
Copper	Cu	2,950	**2,910**	10,000	9,790	53	4.7	8.9	67	0.8	NS	NS	NS	NS
Molybdenum	Mo	369	**364**	3,260	1,220	1.8	2.8	0.5	2.4	0.6	NS	NS	NS	NS
Nickel	Ni	1,480	**1,460**	10,000	4,900	4.4	1	3.6	7.8	0.6	NS	NS	NS	NS
Lead	Pb	258	**255**	2,290	857	170	40	65	120	21	NS	NS	NS	NS
Tin	Sn	10,000	**10,000**	10,000	10,000	5.5	0.5	1.9	10	1.9	NS	NS	NS	NS
Zinc	Zn	10,000	**10,000**	10,000	10,000	120	43	53	110	48	NS	NS	NS	NS
Mercury	Hg	11.00	**6.52**	38.40	45.60	1.2	0.02	0.16	0.13	DL	NS	NS	NS	NS
SVOCs (PAH)														
Naphthalene		182.0	**85.6**	453.0	914.0	0.14	DL	0.1	DL	DL	NS	NS	NS	NS
Acenaphthylene		2,340	**1,510**	10,000	10,000	1.7	DL	0.4	DL	DL	NS	NS	NS	NS
Acenaphthene		3,510	**3,280**	10,000	10,000	0.079	DL	DL	DL	DL	NS	NS	NS	NS
Fluorene		2,380	**2,250**	10,000	7,450	0.15	DL	DL	DL	DL	NS	NS	NS	NS
Phenanthrene		10,000	**10,000**	10,000	10,000	3.5	DL	0.72	DL	DL	NS	NS	NS	NS
Anthracene		10,000	**10,000**	10,000	10,000	2.1	DL	0.39	DL	DL	NS	NS	NS	NS
Fluoranthene		2,400	**2,270**	10,000	7,620	6.8	DL	2.1	DL	DL	NS	NS	NS	NS
Pyrene		1,800	**1,710**	10,000	5,720	5.8	DL	2.2	DL	DL	NS	NS	NS	NS
Chrysene		**871**	919	1,140	1,540	3.3	DL	1.1	DL	DL	NS	NS	NS	NS
Benzo(a)anthracene		12.0	**11.4**	91.8	38.3	5	DL	1.1	DL	DL	NS	NS	NS	NS
Benzo(b)fluoranthene		**9.88**	10.1	17.8	20.4	2.6	DL	2.2	DL	DL	NS	NS	NS	NS
Benzo(k)fluoranthene		120	**114**	918	383	3.6	DL	1.7	DL	DL	NS	NS	NS	NS
Dibenzo(a,h)anthracene		1.20	**1.14**	9.18	3.83	1.3	DL	0.24	DL	DL	NS	NS	NS	NS
Indeno(1,2,3-cd)pyrene		12.0	**11.4**	91.8	38.3	2	DL	0.59	DL	DL	NS	NS	NS	NS
Benzo(g,h,i)perylene		1,800	**1,710**	10,000	5,740	3.1	DL	1.2	DL	DL	NS	NS	NS	NS
Benzo(a)pyrene		1.20	**1.14**	9.18	3.83	**6**	DL	**1.5**	DL	DL	NS	NS	NS	NS
Petroleum Carbon Ranges (PCR/TPH)														
C6 - C8		1,410	**545**	10,000	10,000	**<656**	<252	<252	<252	<252	NS	NS	NS	NS
C9 - C16		2,240	**1,330**	10,000	10,000						NS	NS	NS	NS
C17 - C35		10,000	**10,000**	10,000	10,000						NS	NS	NS	NS
VOCs														
Benzene		0.704	**0.279**	9.210	42.200	DL	DL	DL	DL	DL	NS	NS	NS	NS
Toluene		1,440	**705**	10,000	10,000	DL	DL	DL	DL	DL	NS	NS	NS	NS
Ethylbenzene		709	**298**	8,240	10,000	DL	DL	DL	DL	DL	NS	NS	NS	NS
Xylenes (Total)		95.0	**36.8**	1,230.0	10,000.0	DL	DL	DL	DL	DL	NS	NS	NS	NS
BTEX														
BTEX		-	-	-	-	DL	DL	DL	DL	DL	NS	NS	NS	NS

Chemical		Risk-based Remediation Goals for Soil				Depth (m below ground level)								
		Urban Residential	Rural Residential	Industrial	Public Parks	0.5	1.5	3.0	4.5	6.0	7.5	9.0	10.5	12.0
		(mg/kg)	(mg/kg)	(mg/kg)	(mg/kg)	Grid 5 - BH65								
Metals														
Arsenic	As	22.1	21.8	196.0	**73.5**						NS	NS		
Barium	Ba	10,000	10,000	10,000	**10,000**						NS	NS		
Cadmium	Cd	73.8	72.8	653.0	**245.0**						NS	NS		
Cobalt	Co	1,480	1,460	10,000	**4,900**						NS	NS		
Chromium VI	Cr(VI)	221	218	1,960	**735**						NS	NS		
Copper	Cu	2,950	2,910	10,000	**9,790**						NS	NS		
Molybdenum	Mo	369	364	3,260	**1,220**						NS	NS		
Nickel	Ni	1,480	1,460	10,000	**4,900**						NS	NS		
Lead	Pb	258	255	2,290	**857**	65	18	60	37	FA	NS	NS	FA	NS
Tin	Sn	10,000	10,000	10,000	**10,000**						NS	NS		
Zinc	Zn	10,000	10,000	10,000	**10,000**	82	76	705	190	FA	NS	NS	FA	NS
Mercury	Hg	11.00	6.52	**38.40**	45.60	0.15	0.09	0.08	0.05	FA	NS	NS	FA	NS
SVOCs (PAH)														
Naphthalene		182.0	85.6	**453.0**	914.0						NS	NS		
Acenaphthylene		2,340	1,510	10,000	**10,000**						NS	NS		
Acenaphthene		3,510	3,280	10,000	**10,000**						NS	NS		
Fluorene		2,380	2,250	10,000	**7,450**						NS	NS		
Phenanthrene		10,000	10,000	10,000	**10,000**						NS	NS		
Anthracene		10,000	10,000	10,000	**10,000**						NS	NS		
Fluoranthene		2,400	2,270	10,000	**7,620**						NS	NS		
Pyrene		1,800	1,710	10,000	**5,720**						NS	NS		
Chrysene		871	919	**1,140**	1,540						NS	NS		
Benzo(a)anthracene		12.0	11.4	91.8	**38.3**						NS	NS		
Benzo(b)fluoranthene		9.88	10.1	**17.8**	20.4						NS	NS		
Benzo(k)fluoranthene		120	114	918	**383**						NS	NS		
Dibenzo(a,h)anthracene		1.20	1.14	9.18	**3.83**						NS	NS		
Indeno(1,2,3-cd)pyrene		12.0	11.4	91.8	**38.3**						NS	NS		
Benzo(g,h,i)perylene		1,800	1,710	10,000	**5,740**						NS	NS		
Benzo(a)pyrene		1.20	1.14	9.18	**3.83**						NS	NS		
Petroleum Carbon Ranges (PCR/TPH)														
C6 - C8		1,410	545	10,000	**10,000**	<1055	<252	<252	<252	<252	NS	NS		
C9 - C16		2,240	1,330	10,000	**10,000**						NS	NS		
C17 - C35		10,000	10,000	10,000	**10,000**						NS	NS		
VOCs														
Benzene		0.704	0.279	**9.210**	42.200	DL	DL	DL	DL	DL	NS	NS		
Toluene		1,440	705	10,000	**10,000**	DL	DL	DL	DL	DL	NS	NS		
Ethylbenzene		709	298	**8,240**	10,000	DL	DL	DL	DL	DL	NS	NS		
Xylenes (Total)		95.0	36.8	**1,230.0**	10,000.0	DL	DL	DL	DL	DL	NS	NS		
BTEX														
BTEX		-	-	-	-	DL	DL	DL	DL	DL	NS	NS		

Kennedy Town Comprehensive Development Area
Previous Testing Results

Chemical		Risk-based Remediation Goals for Soil				Depth (m below ground level)								
		Urban Residential	Rural Residential	Industrial	Public Parks	0.5	1.5	3.0	4.5	6.0	7.5	9.0	10.5	12.0
		(mg/kg)	(mg/kg)	(mg/kg)	(mg/kg)	Grid 5 - BH69								
Metals														
Arsenic	As	22.1	21.8	196.0	**73.5**					NS	NS	NS		
Barium	Ba	10,000	10,000	10,000	**10,000**					NS	NS	NS		
Cadmium	Cd	73.8	72.8	653.0	**245.0**					NS	NS	NS		
Cobalt	Co	1,480	1,460	10,000	**4,900**					NS	NS	NS		
Chromium VI	Cr(VI)	221	218	1,960	**735**					NS	NS	NS		
Copper	Cu	2,950	2,910	10,000	**9,790**					NS	NS	NS		
Molybdenum	Mo	369	364	3,260	**1,220**					NS	NS	NS		
Nickel	Ni	1,480	1,460	10,000	**4,900**					NS	NS	NS		
Lead	Pb	258	255	2,290	**857**	82	41	34	56	FA	NS	NS	FA	FA
Tin	Sn	10,000	10,000	10,000	**10,000**					NS	NS	NS		
Zinc	Zn	10,000	10,000	10,000	**10,000**	FA	FA	FA	FA	FA	NS	NS	FA	FA
Mercury	Hg	11.00	6.52	**38.40**	45.60	0.24	0.09	0.14	0.11	FA	NS	NS	FA	FA
SVOCs (PAH)														
Naphthalene		182.0	85.6	**453.0**	914.0					NS	NS	NS		
Acenaphthylene		2,340	1,510	10,000	**10,000**					NS	NS	NS		
Acenaphthene		3,510	3,280	10,000	**10,000**					NS	NS	NS		
Fluorene		2,380	2,250	10,000	**7,450**					NS	NS	NS		
Phenanthrene		10,000	10,000	10,000	**10,000**					NS	NS	NS		
Anthracene		10,000	10,000	10,000	**10,000**					NS	NS	NS		
Fluoranthene		2,400	2,270	10,000	**7,620**					NS	NS	NS		
Pyrene		1,800	1,710	10,000	**5,720**					NS	NS	NS		
Chrysene		871	919	**1,140**	1,540					NS	NS	NS		
Benzo(a)anthracene		12.0	11.4	91.8	**38.3**					NS	NS	NS		
Benzo(b)fluoranthene		9.88	10.1	**17.8**	20.4					NS	NS	NS		
Benzo(k)fluoranthene		120	114	918	**383**					NS	NS	NS		
Dibenzo(a,h)anthracene		1.20	1.14	9.18	**3.83**					NS	NS	NS		
Indeno(1,2,3-cd)pyrene		12.0	11.4	91.8	**38.3**					NS	NS	NS		
Benzo(g,h,i)perylene		1,800	1,710	10,000	**5,740**					NS	NS	NS		
Benzo(a)pyrene		1.20	1.14	9.18	**3.83**					NS	NS	NS		
Petroleum Carbon Ranges (PCR/TPH)														
C6 - C8		1,410	545	10,000	**10,000**					NS	NS	NS		
C9 - C16		2,240	1,330	10,000	**10,000**					NS	NS	NS		
C17 - C35		10,000	10,000	10,000	**10,000**					NS	NS	NS		
VOCs														
Benzene		0.704	0.279	**9.210**	42.200					NS	NS	NS		
Toluene		1,440	705	10,000	**10,000**					NS	NS	NS		
Ethylbenzene		709	298	**8,240**	10,000					NS	NS	NS		
Xylenes (Total)		95.0	36.8	**1,230.0**	10,000.0					NS	NS	NS		
BTEX														
BTEX		-	-	-	**-**					NS	NS	NS		

Chemical		Risk-based Remediation Goals for Soil				Depth (m below ground level)								
		Urban Residential	Rural Residential	Industrial	Public Parks	0.5	1.5	3.0	4.5	6.0	7.5	9.0	10.5	12.0
		(mg/kg)	(mg/kg)	(mg/kg)	(mg/kg)	Grid 5 - BH70								
Metals														
Arsenic	As	22.1	21.8	196.0	**73.5**									
Barium	Ba	10,000	10,000	10,000	**10,000**					NS				
Cadmium	Cd	73.8	72.8	653.0	**245.0**	11.5	0.03	0.01	2.8	NS	FA	FA	FA	FA
Cobalt	Co	1,480	1,460	10,000	**4,900**					NS				
Chromium VI	Cr(VI)	221	218	1,960	**735**					NS				
Copper	Cu	2,950	2,910	10,000	**9,790**	277	4.4	2.3	5	NS	FA	FA	FA	FA
Molybdenum	Mo	369	364	3,260	**1,220**					NS				
Nickel	Ni	1,480	1,460	10,000	**4,900**					NS				
Lead	**Pb**	258	255	2,290	**857**	**1116**	76.7	188	17	NS	FA	FA	FA	FA
Tin	Sn	10,000	10,000	10,000	**10,000**					NS				
Zinc	Zn	10,000	10,000	10,000	**10,000**	1986	81.5	35.7	39	NS	FA	FA	FA	FA
Mercury	Hg	11.00	6.52	**38.40**	45.60					NS				
SVOCs (PAH)														
Naphthalene		182.0	85.6	**453.0**	914.0					NS				
Acenaphthylene		2,340	1,510	10,000	**10,000**					NS				
Acenaphthene		3,510	3,280	10,000	**10,000**					NS				
Fluorene		2,380	2,250	10,000	**7,450**					NS				
Phenanthrene		10,000	10,000	10,000	**10,000**					NS				
Anthracene		10,000	10,000	10,000	**10,000**					NS				
Fluoranthene		2,400	2,270	10,000	**7,620**					NS				
Pyrene		1,800	1,710	10,000	**5,720**					NS				
Chrysene		871	919	**1,140**	1,540					NS				
Benzo(a)anthracene		12.0	11.4	91.8	**38.3**					NS				
Benzo(b)fluoranthene		9.88	10.1	**17.8**	20.4					NS				
Benzo(k)fluoranthene		120	114	918	**383**					NS				
Dibenzo(a,h)anthracene		1.20	1.14	9.18	**3.83**					NS				
Indeno(1,2,3-cd)pyrene		12.0	11.4	91.8	**38.3**					NS				
Benzo(g,h,i)perylene		1,800	1,710	10,000	**5,740**					NS				
Benzo(a)pyrene		1.20	1.14	9.18	**3.83**					NS				
Petroleum Carbon Ranges (PCR/TPH)														
C6 - C8		1,410	545	10,000	**10,000**					NS				
C9 - C16		2,240	1,330	10,000	**10,000**					NS				
C17 - C35		10,000	10,000	10,000	**10,000**					NS				
VOCs														
Benzene		0.704	0.279	**9.210**	42.200					NS				
Toluene		1,440	705	10,000	**10,000**					NS				
Ethylbenzene		709	298	**8,240**	10,000					NS				
Xylenes (Total)		95.0	36.8	**1,230.0**	10,000.0					NS				
BTEX														
BTEX		-	-	-	**-**					NS				

Kennedy Town Comprehensive Development Area
Previous Testing Results

Chemical		Risk-based Remediation Goals for Soil				Depth (m below ground level)								
		Urban Residential	Rural Residential	Industrial	Public Parks	0.5	1.5	3.0	4.5	6.0	7.5	9.0	10.5	12.0
		(mg/kg)	(mg/kg)	(mg/kg)	(mg/kg)	Grid 5 - BH71								
Metals														
Arsenic	As	22.1	21.8	196.0	**73.5**			7.7	23					
Barium	Ba	10,000	10,000	10,000	**10,000**	NS	NS							
Cadmium	Cd	73.8	72.8	653.0	**245.0**	NS	NS	0.7	0.4	FA	FA	FA	FA	FA
Cobalt	Co	1,480	1,460	10,000	**4,900**	NS	NS							
Chromium VI	Cr(VI)	221	218	1,960	**735**	NS	NS							
Copper	Cu	2,950	2,910	10,000	**9,790**	NS	NS	14	13	FA	FA	FA	FA	FA
Molybdenum	Mo	369	364	3,260	**1,220**	NS	NS							
Nickel	Ni	1,480	1,460	10,000	**4,900**	NS	NS							
Lead	Pb	258	255	2,290	**857**	NS	NS	72	130	FA	FA	FA	FA	FA
Tin	Sn	10,000	10,000	10,000	**10,000**	NS	NS							
Zinc	Zn	10,000	10,000	10,000	**10,000**	NS	NS	63	96	FA	FA	FA	FA	FA
Mercury	Hg	11.00	6.52	**38.40**	45.60	NS	NS							
SVOCs (PAH)														
Naphthalene		182.0	85.6	**453.0**	914.0	NS	NS							
Acenaphthylene		2,340	1,510	10,000	**10,000**	NS	NS							
Acenaphthene		3,510	3,280	10,000	**10,000**	NS	NS							
Fluorene		2,380	2,250	10,000	**7,450**	NS	NS							
Phenanthrene		10,000	10,000	10,000	**10,000**	NS	NS							
Anthracene		10,000	10,000	10,000	**10,000**	NS	NS							
Fluoranthene		2,400	2,270	10,000	**7,620**	NS	NS							
Pyrene		1,800	1,710	10,000	**5,720**	NS	NS							
Chrysene		871	919	**1,140**	1,540	NS	NS							
Benzo(a)anthracene		12.0	11.4	91.8	**38.3**	NS	NS							
Benzo(b)fluoranthene		9.88	10.1	**17.8**	20.4	NS	NS							
Benzo(k)fluoranthene		120	114	918	**383**	NS	NS							
Dibenzo(a,h)anthracene		1.20	1.14	9.18	**3.83**	NS	NS							
Indeno(1,2,3-cd)pyrene		12.0	11.4	91.8	**38.3**	NS	NS							
Benzo(g,h,i)perylene		1,800	1,710	10,000	**5,740**	NS	NS							
Benzo(a)pyrene		1.20	1.14	9.18	**3.83**	NS	NS							
Petroleum Carbon Ranges (PCR/TPH)														
C6 - C8		1,410	545	10,000	**10,000**	NS	NS							
C9 - C16		2,240	1,330	10,000	**10,000**	NS	NS							
C17 - C35		10,000	10,000	10,000	**10,000**	NS	NS							
VOCs														
Benzene		0.704	0.279	**9.210**	42.200	NS	NS							
Toluene		1,440	705	10,000	**10,000**	NS	NS							
Ethylbenzene		709	298	**8,240**	10,000	NS	NS							
Xylenes (Total)		95.0	36.8	**1,230.0**	10,000.0	NS	NS							
BTEX														
BTEX		-	-	-	**-**	NS	NS							

Chemical		Risk-based Remediation Goals for Soil				Depth (m below ground level)								
		Urban Residential	Rural Residential	Industrial	Public Parks	0.5	1.5	3.0	4.5	6.0	7.5	9.0	10.5	12.0
		(mg/kg)	(mg/kg)	(mg/kg)	(mg/kg)	Grid 5 - BH72								
Metals														
Arsenic	As	22.1	21.8	196.0	**73.5**				5					
Barium	Ba	10,000	10,000	10,000	**10,000**	NS	NS	NS						
Cadmium	Cd	73.8	72.8	653.0	**245.0**	NS	NS	NS	0.2	FA	FA	FA	NS	FA
Cobalt	Co	1,480	1,460	10,000	**4,900**	NS	NS	NS						
Chromium VI	Cr(VI)	221	218	1,960	**735**	NS	NS	NS						
Copper	Cu	2,950	2,910	10,000	**9,790**	NS	NS	NS	59	FA	FA	FA	NS	FA
Molybdenum	Mo	369	364	3,260	**1,220**	NS	NS	NS						
Nickel	Ni	1,480	1,460	10,000	**4,900**	NS	NS	NS						
Lead	Pb	258	255	2,290	**857**	NS	NS	NS	49	FA	FA	FA	NS	FA
Tin	Sn	10,000	10,000	10,000	**10,000**	NS	NS	NS						
Zinc	Zn	10,000	10,000	10,000	**10,000**	NS	NS	NS	97	FA	FA	FA	NS	FA
Mercury	Hg	11.00	6.52	**38.40**	45.60	NS	NS	NS						
SVOCs (PAH)														
Naphthalene		182.0	85.6	**453.0**	914.0	NS	NS	NS						
Acenaphthylene		2,340	1,510	10,000	**10,000**	NS	NS	NS						
Acenaphthene		3,510	3,280	10,000	**10,000**	NS	NS	NS						
Fluorene		2,380	2,250	10,000	**7,450**	NS	NS	NS						
Phenanthrene		10,000	10,000	10,000	**10,000**	NS	NS	NS						
Anthracene		10,000	10,000	10,000	**10,000**	NS	NS	NS						
Fluoranthene		2,400	2,270	10,000	**7,620**	NS	NS	NS						
Pyrene		1,800	1,710	10,000	**5,720**	NS	NS	NS						
Chrysene		871	919	**1,140**	1,540	NS	NS	NS						
Benzo(a)anthracene		12.0	11.4	91.8	**38.3**	NS	NS	NS						
Benzo(b)fluoranthene		9.88	10.1	**17.8**	20.4	NS	NS	NS						
Benzo(k)fluoranthene		120	114	918	**383**	NS	NS	NS						
Dibenzo(a,h)anthracene		1.20	1.14	9.18	**3.83**	NS	NS	NS						
Indeno(1,2,3-cd)pyrene		12.0	11.4	91.8	**38.3**	NS	NS	NS						
Benzo(g,h,i)perylene		1,800	1,710	10,000	**5,740**	NS	NS	NS						
Benzo(a)pyrene		1.20	1.14	9.18	**3.83**	NS	NS	NS						
Petroleum Carbon Ranges (PCR/TPH)														
C6 - C8		1,410	545	10,000	**10,000**	NS	NS	NS						
C9 - C16		2,240	1,330	10,000	**10,000**	NS	NS	NS						
C17 - C35		10,000	10,000	10,000	**10,000**	NS	NS	NS						
VOCs														
Benzene		0.704	0.279	**9.210**	42.200	NS	NS	NS						
Toluene		1,440	705	10,000	**10,000**	NS	NS	NS						
Ethylbenzene		709	298	**8,240**	10,000	NS	NS	NS						
Xylenes (Total)		95.0	36.8	**1,230.0**	10,000.0	NS	NS	NS						
BTEX														
BTEX		-	-	-	**-**	NS	NS	NS						

Kennedy Town Comprehensive Development Area
Previous Testing Results

Chemical		Risk-based Remediation Goals for Soil				Depth (m below ground level)								
		Urban Residential	Rural Residential	Industrial	Public Parks	0.5	1.5	3.0	4.5	6.0	7.5	9.0	10.5	12.0
		(mg/kg)	(mg/kg)	(mg/kg)	(mg/kg)	Grid 5 - BH73								
Metals														
Arsenic	As	22.1	21.8	196.0	**73.5**	NS	5	6	3	FA	FA	NS	FA	FA
Barium	Ba	10,000	10,000	10,000	**10,000**	NS						NS		
Cadmium	Cd	73.8	72.8	653.0	**245.0**	NS	56	11	2.6	FA	FA	NS	FA	FA
Cobalt	Co	1,480	1,460	10,000	**4,900**	NS						NS		
Chromium VI	Cr(VI)	221	218	1,960	**735**	NS						NS		
Copper	Cu	2,950	2,910	10,000	**9,790**	NS	21	20	8	FA	FA	NS	FA	FA
Molybdenum	Mo	369	364	3,260	**1,220**	NS						NS		
Nickel	Ni	1,480	1,460	10,000	**4,900**	NS						NS		
Lead	Pb	258	255	2,290	**857**	NS	64	89	19	FA	FA	NS	FA	FA
Tin	Sn	10,000	10,000	10,000	**10,000**	NS						NS		
Zinc	Zn	10,000	10,000	10,000	**10,000**	NS	129	124	42	FA	FA	NS	FA	FA
Mercury	Hg	11.00	6.52	**38.40**	45.60	NS						NS		
SVOCs (PAH)														
Naphthalene		182.0	85.6	**453.0**	914.0	NS						NS		
Acenaphthylene		2,340	1,510	10,000	**10,000**	NS						NS		
Acenaphthene		3,510	3,280	10,000	**10,000**	NS						NS		
Fluorene		2,380	2,250	10,000	**7,450**	NS						NS		
Phenanthrene		10,000	10,000	10,000	**10,000**	NS						NS		
Anthracene		10,000	10,000	10,000	**10,000**	NS						NS		
Fluoranthene		2,400	2,270	10,000	**7,620**	NS						NS		
Pyrene		1,800	1,710	10,000	**5,720**	NS						NS		
Chrysene		871	919	**1,140**	1,540	NS						NS		
Benzo(a)anthracene		12.0	11.4	91.8	**38.3**	NS						NS		
Benzo(b)fluoranthene		9.88	10.1	**17.8**	20.4	NS						NS		
Benzo(k)fluoranthene		120	114	918	**383**	NS						NS		
Dibenzo(a,h)anthracene		1.20	1.14	9.18	**3.83**	NS						NS		
Indeno(1,2,3-cd)pyrene		12.0	11.4	91.8	**38.3**	NS						NS		
Benzo(g,h,i)perylene		1,800	1,710	10,000	**5,740**	NS						NS		
Benzo(a)pyrene		1.20	1.14	9.18	**3.83**	NS						NS		
Petroleum Carbon Ranges (PCR/TPH)														
C6 - C8		1,410	545	10,000	**10,000**	<358	<252					NS	<252	
C9 - C16		2,240	1,330	10,000	**10,000**							NS		
C17 - C35		10,000	10,000	10,000	**10,000**							NS		
VOCs														
Benzene		0.704	0.279	**9.210**	42.200	NS						NS		
Toluene		1,440	705	10,000	**10,000**	NS						NS		
Ethylbenzene		709	298	**8,240**	10,000	NS						NS		
Xylenes (Total)		95.0	36.8	**1,230.0**	10,000.0	NS						NS		
BTEX														
BTEX		-	-	-	**-**	NS						NS		

Chemical		Risk-based Remediation Goals for Soil				Depth (m below ground level)								
		Urban Residential	Rural Residential	Industrial	Public Parks	0.5	1.5	3.0	4.5	6.0	7.5	9.0	10.5	12.0
		(mg/kg)	(mg/kg)	(mg/kg)	(mg/kg)	Grid 5 - BH74								
Metals														
Arsenic	As	22.1	21.8	196.0	**73.5**	NS		NS		FA	FA	FA	FA	FA
Barium	Ba	10,000	10,000	10,000	**10,000**	NS								
Cadmium	Cd	73.8	72.8	653.0	**245.0**	NS	38.3	NS	DL	FA	FA	FA	FA	FA
Cobalt	Co	1,480	1,460	10,000	**4,900**	NS								
Chromium VI	Cr(VI)	221	218	1,960	**735**	NS								
Copper	Cu	2,950	2,910	10,000	**9,790**	NS	307	NS	34	FA	FA	FA	FA	FA
Molybdenum	Mo	369	364	3,260	**1,220**	NS								
Nickel	Ni	1,480	1,460	10,000	**4,900**	NS								
Lead	Pb	258	255	2,290	**857**	NS	**3360**	NS	144	FA	FA	FA	FA	FA
Tin	Sn	10,000	10,000	10,000	**10,000**	NS								
Zinc	Zn	10,000	10,000	10,000	**10,000**	NS	2600	NS	84	FA	FA	FA	FA	FA
Mercury	Hg	11.00	6.52	**38.40**	45.60	NS								
SVOCs (PAH)														
Naphthalene		182.0	85.6	**453.0**	914.0	NS								
Acenaphthylene		2,340	1,510	10,000	**10,000**	NS								
Acenaphthene		3,510	3,280	10,000	**10,000**	NS								
Fluorene		2,380	2,250	10,000	**7,450**	NS								
Phenanthrene		10,000	10,000	10,000	**10,000**	NS								
Anthracene		10,000	10,000	10,000	**10,000**	NS								
Fluoranthene		2,400	2,270	10,000	**7,620**	NS								
Pyrene		1,800	1,710	10,000	**5,720**	NS								
Chrysene		871	919	**1,140**	1,540	NS								
Benzo(a)anthracene		12.0	11.4	91.8	**38.3**	NS								
Benzo(b)fluoranthene		9.88	10.1	**17.8**	20.4	NS								
Benzo(k)fluoranthene		120	114	918	**383**	NS								
Dibenzo(a,h)anthracene		1.20	1.14	9.18	**3.83**	NS								
Indeno(1,2,3-cd)pyrene		12.0	11.4	91.8	**38.3**	NS								
Benzo(g,h,i)perylene		1,800	1,710	10,000	**5,740**	NS								
Benzo(a)pyrene		1.20	1.14	9.18	**3.83**	NS								
Petroleum Carbon Ranges (PCR/TPH)														
C6 - C8		1,410	545	10,000	**10,000**	<385	<252							
C9 - C16		2,240	1,330	10,000	**10,000**									
C17 - C35		10,000	10,000	10,000	**10,000**									
VOCs														
Benzene		0.704	0.279	**9.210**	42.200	DL	DL							
Toluene		1,440	705	10,000	**10,000**	DL	DL							
Ethylbenzene		709	298	**8,240**	10,000	DL	DL							
Xylenes (Total)		95.0	36.8	**1,230.0**	10,000.0	DL	DL							
BTEX														
BTEX		-	-	-	**-**	DL	DL							

Kennedy Town Comprehensive Development Area
Previous Testing Results

Chemical		Risk-based Remediation Goals for Soil				Depth (m below ground level)								
		Urban Residential	Rural Residential	Industrial	Public Parks	0.5	1.5	3.0	4.5	6.0	7.5	9.0	10.5	12.0
		(mg/kg)	(mg/kg)	(mg/kg)	(mg/kg)	Grid 5 - BH76								
Metals														
Arsenic	As	22.1	21.8	196.0	**73.5**	19	6.1	6.7	10	FA	FA	FA	FA	FA
Barium	Ba	10,000	10,000	10,000	**10,000**									
Cadmium	Cd	73.8	72.8	653.0	**245.0**	62	35	0.3	0.1	FA	FA	FA	FA	FA
Cobalt	Co	1,480	1,460	10,000	**4,900**									
Chromium VI	Cr(VI)	221	218	1,960	**735**									
Copper	Cu	2,950	2,910	10,000	**9,790**	620	26	11	8.4	FA	FA	FA	FA	FA
Molybdenum	Mo	369	364	3,260	**1,220**									
Nickel	Ni	1,480	1,460	10,000	**4,900**									
Lead	**Pb**	258	255	2,290	**857**	**8300**	80	82	100	FA	FA	FA	FA	FA
Tin	Sn	10,000	10,000	10,000	**10,000**									
Zinc	Zn	10,000	10,000	10,000	**10,000**	6300	830	45	41	FA	FA	FA	FA	FA
Mercury	Hg	11.00	6.52	**38.40**	45.60									
SVOCs (PAH)														
Naphthalene		182.0	85.6	**453.0**	914.0									
Acenaphthylene		2,340	1,510	10,000	**10,000**									
Acenaphthene		3,510	3,280	10,000	**10,000**									
Fluorene		2,380	2,250	10,000	**7,450**									
Phenanthrene		10,000	10,000	10,000	**10,000**									
Anthracene		10,000	10,000	10,000	**10,000**									
Fluoranthene		2,400	2,270	10,000	**7,620**									
Pyrene		1,800	1,710	10,000	**5,720**									
Chrysene		871	919	**1,140**	1,540									
Benzo(a)anthracene		12.0	11.4	91.8	**38.3**									
Benzo(b)fluoranthene		9.88	10.1	**17.8**	20.4									
Benzo(k)fluoranthene		120	114	918	**383**									
Dibenzo(a,h)anthracene		1.20	1.14	9.18	**3.83**									
Indeno(1,2,3-cd)pyrene		12.0	11.4	91.8	**38.3**									
Benzo(g,h,i)perylene		1,800	1,710	10,000	**5,740**									
Benzo(a)pyrene		1.20	1.14	9.18	**3.83**									
Petroleum Carbon Ranges (PCR/TPH)														
C6 - C8		1,410	545	10,000	**10,000**									
C9 - C16		2,240	1,330	10,000	**10,000**									
C17 - C35		10,000	10,000	10,000	**10,000**									
VOCs														
Benzene		0.704	0.279	**9.210**	42.200									
Toluene		1,440	705	10,000	**10,000**									
Ethylbenzene		709	298	**8,240**	10,000									
Xylenes (Total)		95.0	36.8	**1,230.0**	10,000.0									
BTEX														
BTEX		-	-	-	**-**									

Chemical		Risk-based Remediation Goals for Soil				Depth (m below ground level)								
		Urban Residential	Rural Residential	Industrial	Public Parks	0.5	1.5	3.0	4.5	6.0	7.5	9.0	10.5	12.0
		(mg/kg)	(mg/kg)	(mg/kg)	(mg/kg)	Grid 5 - BH77								
Metals														
Arsenic	As	22.1	21.8	196.0	**73.5**	NS	9	11	11	FA	NS	FA	FA	FA
Barium	Ba	10,000	10,000	10,000	**10,000**						NS			
Cadmium	Cd	73.8	72.8	653.0	**245.0**	NS	0.9	1	DL	FA	NS	FA	FA	FA
Cobalt	Co	1,480	1,460	10,000	**4,900**						NS			
Chromium VI	Cr(VI)	221	218	1,960	**735**						NS			
Copper	Cu	2,950	2,910	10,000	**9,790**	NS	91	77	9	FA	NS	FA	FA	FA
Molybdenum	Mo	369	364	3,260	**1,220**						NS			
Nickel	Ni	1,480	1,460	10,000	**4,900**						NS			
Lead	Pb	258	255	2,290	**857**	NS	109	135	51	FA	NS	FA	FA	FA
Tin	Sn	10,000	10,000	10,000	**10,000**						NS			
Zinc	Zn	10,000	10,000	10,000	**10,000**	NS	318	376	70	FA	NS	FA	FA	FA
Mercury	Hg	11.00	6.52	**38.40**	45.60						NS			
SVOCs (PAH)														
Naphthalene		182.0	85.6	**453.0**	914.0						NS			
Acenaphthylene		2,340	1,510	10,000	**10,000**						NS			
Acenaphthene		3,510	3,280	10,000	**10,000**						NS			
Fluorene		2,380	2,250	10,000	**7,450**						NS			
Phenanthrene		10,000	10,000	10,000	**10,000**						NS			
Anthracene		10,000	10,000	10,000	**10,000**						NS			
Fluoranthene		2,400	2,270	10,000	**7,620**						NS			
Pyrene		1,800	1,710	10,000	**5,720**						NS			
Chrysene		871	919	**1,140**	1,540						NS			
Benzo(a)anthracene		12.0	11.4	91.8	**38.3**						NS			
Benzo(b)fluoranthene		9.88	10.1	**17.8**	20.4						NS			
Benzo(k)fluoranthene		120	114	918	**383**						NS			
Dibenzo(a,h)anthracene		1.20	1.14	9.18	**3.83**						NS			
Indeno(1,2,3-cd)pyrene		12.0	11.4	91.8	**38.3**						NS			
Benzo(g,h,i)perylene		1,800	1,710	10,000	**5,740**						NS			
Benzo(a)pyrene		1.20	1.14	9.18	**3.83**						NS			
Petroleum Carbon Ranges (PCR/TPH)														
C6 - C8		1,410	545	10,000	**10,000**						NS			
C9 - C16		2,240	1,330	10,000	**10,000**						NS			
C17 - C35		10,000	10,000	10,000	**10,000**						NS			
VOCs														
Benzene		0.704	0.279	**9.210**	42.200						NS			
Toluene		1,440	705	10,000	**10,000**						NS			
Ethylbenzene		709	298	**8,240**	10,000						NS			
Xylenes (Total)		95.0	36.8	**1,230.0**	10,000.0						NS			
BTEX														
BTEX		-	-	-	**-**						NS			

Kennedy Town Comprehensive Development Area
Previous Testing Results

Chemical		Risk-based Remediation Goals for Soil				Depth (m below ground level)								
		Urban Residential	Rural Residential	Industrial	Public Parks	0.5	1.5	3.0	4.5	6.0	7.5	9.0	10.5	12.0
		(mg/kg)	(mg/kg)	(mg/kg)	(mg/kg)	Grid 5 - BH78								
Metals														
Arsenic	As	22.1	21.8	196.0	**73.5**	NS	2.8	3.3	IS	NS	NS	5.9	4.6	1.4
Barium	Ba	10,000	10,000	10,000	**10,000**	NS	36	55	IS	NS	NS	23	12	7.8
Cadmium	Cd	73.8	72.8	653.0	**245.0**	NS	0.4	1.5	IS	NS	NS	0.1	0.04	0.09
Cobalt	Co	1,480	1,460	10,000	**4,900**	NS	2.3	1.9	IS	NS	NS	3	0.8	1
Chromium VI	Cr(VI)	221	218	1,960	**735**	NS	6.9	15	IS	NS	NS	3.8	7.6	4
Copper	Cu	2,950	2,910	10,000	**9,790**	NS	14	110	IS	NS	NS	4	4.3	2.4
Molybdenum	Mo	369	364	3,260	**1,220**	NS	1.4	2.2	IS	NS	NS	0.8	1.5	DL
Nickel	Ni	1,480	1,460	10,000	**4,900**	NS	4.8	9	IS	NS	NS	1.5	2.5	3
Lead	Pb	258	255	2,290	**857**	NS	32	250	IS	NS	NS	62	8.8	13
Tin	Sn	10,000	10,000	10,000	**10,000**	NS	3.6	8.7	IS	NS	NS	2.3	0.7	0.7
Zinc	Zn	10,000	10,000	10,000	**10,000**	NS	57	330	IS	NS	NS	25	9.4	7.9
Mercury	Hg	11.00	6.52	**38.40**	45.60	NS	0.14	0.1	0.17	NS	NS	0.15	0.04	0.15
SVOCs (PAH)														
Naphthalene		182.0	85.6	**453.0**	914.0	NS	DL	DL	IS	NS	NS	DL	DL	DL
Acenaphthylene		2,340	1,510	10,000	**10,000**	NS	DL	DL	IS	NS	NS	0.077	DL	DL
Acenaphthene		3,510	3,280	10,000	**10,000**	NS	DL	DL	IS	NS	NS	DL	DL	DL
Fluorene		2,380	2,250	10,000	**7,450**	NS	DL	DL	IS	NS	NS	DL	DL	DL
Phenanthrene		10,000	10,000	10,000	**10,000**	NS	DL	DL	IS	NS	NS	0.23	0.093	DL
Anthracene		10,000	10,000	10,000	**10,000**	NS	DL	DL	IS	NS	NS	0.11	DL	DL
Fluoranthene		2,400	2,270	10,000	**7,620**	NS	DL	DL	IS	NS	NS	0.51	0.28	DL
Pyrene		1,800	1,710	10,000	**5,720**	NS	DL	DL	IS	NS	NS	0.58	0.27	DL
Chrysene		871	919	**1,140**	1,540	NS	DL	DL	IS	NS	NS	0.2	DL	DL
Benzo(a)anthracene		12.0	11.4	91.8	**38.3**	NS	DL	DL	IS	NS	NS	DL	DL	DL
Benzo(b)fluoranthene		9.88	10.1	**17.8**	20.4	NS	DL	DL	IS	NS	NS	0.31	0.17	DL
Benzo(k)fluoranthene		120	114	918	**383**	NS	DL	DL	IS	NS	NS	0.23	0.17	DL
Dibenzo(a,h)anthracene		1.20	1.14	9.18	**3.83**	NS	DL	DL	IS	NS	NS	DL	DL	DL
Indeno(1,2,3-cd)pyrene		12.0	11.4	91.8	**38.3**	NS	DL	DL	IS	NS	NS	DL	DL	DL
Benzo(g,h,i)perylene		1,800	1,710	10,000	**5,740**	NS	DL	DL	IS	NS	NS	DL	0.19	DL
Benzo(a)pyrene		1.20	1.14	9.18	**3.83**	NS	DL	DL	IS	NS	NS	0.19	DL	DL
Petroleum Carbon Ranges (PCR/TPH)														
C6 - C8		1,410	545	10,000	**10,000**	NS	<254	<269	<252	NS	NS	<252	<252	<252
C9 - C16		2,240	1,330	10,000	**10,000**	NS				NS	NS			
C17 - C35		10,000	10,000	10,000	**10,000**	NS				NS	NS			
VOCs														
Benzene		0.704	0.279	**9.210**	42.200	NS	DL	DL	DL	NS	NS	DL	DL	DL
Toluene		1,440	705	10,000	**10,000**	NS	DL	DL	DL	NS	NS	DL	DL	DL
Ethylbenzene		709	298	**8,240**	10,000	NS	DL	DL	DL	NS	NS	DL	DL	DL
Xylenes (Total)		95.0	36.8	**1,230.0**	10,000.0	NS	DL	DL	DL	NS	NS	DL	DL	DL
BTEX														
BTEX		-	-	-	-	NS	DL	DL	DL	NS	NS	DL	DL	DL

Chemical		Risk-based Remediation Goals for Soil				Depth (m below ground level)								
		Urban Residential	Rural Residential	Industrial	Public Parks	13.5								
		(mg/kg)	(mg/kg)	(mg/kg)	(mg/kg)	Grid 5 - BH78								
Metals														
Arsenic	As	22.1	21.8	196.0	**73.5**	5.2								
Barium	Ba	10,000	10,000	10,000	**10,000**	12								
Cadmium	Cd	73.8	72.8	653.0	**245.0**	0.1								
Cobalt	Co	1,480	1,460	10,000	**4,900**	4.1								
Chromium VI	Cr(VI)	221	218	1,960	**735**	15								
Copper	Cu	2,950	2,910	10,000	**9,790**	3.6								
Molybdenum	Mo	369	364	3,260	**1,220**	4.3								
Nickel	Ni	1,480	1,460	10,000	**4,900**	8.7								
Lead	Pb	258	255	2,290	**857**	13								
Tin	Sn	10,000	10,000	10,000	**10,000**	0.7								
Zinc	Zn	10,000	10,000	10,000	**10,000**	20								
Mercury	Hg	11.00	6.52	**38.40**	45.60	0.04								
SVOCs (PAH)														
Naphthalene		182.0	85.6	**453.0**	914.0	DL								
Acenaphthylene		2,340	1,510	10,000	**10,000**	DL								
Acenaphthene		3,510	3,280	10,000	**10,000**	DL								
Fluorene		2,380	2,250	10,000	**7,450**	DL								
Phenanthrene		10,000	10,000	10,000	**10,000**	DL								
Anthracene		10,000	10,000	10,000	**10,000**	DL								
Fluoranthene		2,400	2,270	10,000	**7,620**	DL								
Pyrene		1,800	1,710	10,000	**5,720**	DL								
Chrysene		871	919	**1,140**	1,540	DL								
Benzo(a)anthracene		12.0	11.4	91.8	**38.3**	DL								
Benzo(b)fluoranthene		9.88	10.1	**17.8**	20.4	DL								
Benzo(k)fluoranthene		120	114	918	**383**	DL								
Dibenzo(a,h)anthracene		1.20	1.14	9.18	**3.83**	DL								
Indeno(1,2,3-cd)pyrene		12.0	11.4	91.8	**38.3**	DL								
Benzo(g,h,i)perylene		1,800	1,710	10,000	**5,740**	DL								
Benzo(a)pyrene		1.20	1.14	9.18	**3.83**	DL								
Petroleum Carbon Ranges (PCR/TPH)														
C6 - C8		1,410	545	10,000	**10,000**	<252								
C9 - C16		2,240	1,330	10,000	**10,000**									
C17 - C35		10,000	10,000	10,000	**10,000**									
VOCs														
Benzene		0.704	0.279	**9.210**	42.200	DL								
Toluene		1,440	705	10,000	**10,000**	DL								
Ethylbenzene		709	298	**8,240**	10,000	DL								
Xylenes (Total)		95.0	36.8	**1,230.0**	10,000.0	DL								
BTEX														
BTEX		-	-	-	-	DL								

Kennedy Town Comprehensive Development Area
Previous Testing Results

Chemical		Risk-based Remediation Goals for Soil				Depth (m below ground level)								
		Urban Residential	Rural Residential	Industrial	Public Parks	0.5	1.5	3.0	4.5	6.0	7.5	9.0	10.5	12.0
		(mg/kg)	(mg/kg)	(mg/kg)	(mg/kg)	Grid 5 - BH79								
Metals														
Arsenic	As	22.1	21.8	196.0	**73.5**	NS	NS	NS	4.8	FA	FA	NS	FA	FA
Barium	Ba	10,000	10,000	10,000	**10,000**	NS	NS	NS				NS	NS	NS
Cadmium	Cd	73.8	72.8	653.0	**245.0**	NS	NS	NS	0.1	FA	FA	NS	FA	FA
Cobalt	Co	1,480	1,460	10,000	**4,900**	NS	NS	NS				NS	NS	NS
Chromium VI	Cr(VI)	221	218	1,960	**735**	NS	NS	NS				NS	NS	NS
Copper	Cu	2,950	2,910	10,000	**9,790**	NS	NS	NS	11	FA	FA	NS	FA	FA
Molybdenum	Mo	369	364	3,260	**1,220**	NS	NS	NS				NS	NS	NS
Nickel	Ni	1,480	1,460	10,000	**4,900**	NS	NS	NS				NS	NS	NS
Lead	Pb	258	255	2,290	**857**	NS	NS	NS	80	FA	FA	NS	FA	FA
Tin	Sn	10,000	10,000	10,000	**10,000**	NS	NS	NS				NS	NS	NS
Zinc	Zn	10,000	10,000	10,000	**10,000**	NS	NS	NS	51	FA	FA	NS	FA	FA
Mercury	Hg	11.00	6.52	**38.40**	45.60	NS	NS	NS				NS	NS	NS
SVOCs (PAH)														
Naphthalene		182.0	85.6	**453.0**	914.0	NS	NS	NS				NS	NS	NS
Acenaphthylene		2,340	1,510	10,000	**10,000**	NS	NS	NS				NS	NS	NS
Acenaphthene		3,510	3,280	10,000	**10,000**	NS	NS	NS				NS	NS	NS
Fluorene		2,380	2,250	10,000	**7,450**	NS	NS	NS				NS	NS	NS
Phenanthrene		10,000	10,000	10,000	**10,000**	NS	NS	NS				NS	NS	NS
Anthracene		10,000	10,000	10,000	**10,000**	NS	NS	NS				NS	NS	NS
Fluoranthene		2,400	2,270	10,000	**7,620**	NS	NS	NS				NS	NS	NS
Pyrene		1,800	1,710	10,000	**5,720**	NS	NS	NS				NS	NS	NS
Chrysene		871	919	**1,140**	1,540	NS	NS	NS				NS	NS	NS
Benzo(a)anthracene		12.0	11.4	91.8	**38.3**	NS	NS	NS				NS	NS	NS
Benzo(b)fluoranthene		9.88	10.1	**17.8**	20.4	NS	NS	NS				NS	NS	NS
Benzo(k)fluoranthene		120	114	918	**383**	NS	NS	NS				NS	NS	NS
Dibenzo(a,h)anthracene		1.20	1.14	9.18	**3.83**	NS	NS	NS				NS	NS	NS
Indeno(1,2,3-cd)pyrene		12.0	11.4	91.8	**38.3**	NS	NS	NS				NS	NS	NS
Benzo(g,h,i)perylene		1,800	1,710	10,000	**5,740**	NS	NS	NS				NS	NS	NS
Benzo(a)pyrene		1.20	1.14	9.18	**3.83**	NS	NS	NS				NS	NS	NS
Petroleum Carbon Ranges (PCR/TPH)														
C6 - C8		1,410	545	10,000	**10,000**	NS	NS	NS				NS	NS	NS
C9 - C16		2,240	1,330	10,000	**10,000**	NS	NS	NS				NS	NS	NS
C17 - C35		10,000	10,000	10,000	**10,000**	NS	NS	NS				NS	NS	NS
VOCs														
Benzene		0.704	0.279	**9.210**	42.200	NS	NS	NS				NS	NS	NS
Toluene		1,440	705	10,000	**10,000**	NS	NS	NS				NS	NS	NS
Ethylbenzene		709	298	**8,240**	10,000	NS	NS	NS				NS	NS	NS
Xylenes (Total)		95.0	36.8	**1,230.0**	10,000.0	NS	NS	NS				NS	NS	NS
BTEX														
BTEX		-	-	-	**-**	NS	NS	NS				NS	NS	NS

Chemical		Risk-based Remediation Goals for Soil				Depth (m below ground level)								
		Urban Residential	Rural Residential	Industrial	Public Parks	0.5	1.5	3.0	4.5	6.0	7.5	9.0	10.5	12.0
		(mg/kg)	(mg/kg)	(mg/kg)	(mg/kg)	Grid 5 - BH84								
Metals														
Arsenic	As	22.1	21.8	196.0	**73.5**	NS	NS	NA	IS	IS	IS	IS	IS	IS
Barium	Ba	10,000	10,000	10,000	**10,000**	NS	NS	NS						
Cadmium	Cd	73.8	72.8	653.0	**245.0**	NS	NS	NA	IS	IS	IS	IS	IS	IS
Cobalt	Co	1,480	1,460	10,000	**4,900**	NS	NS	NS						
Chromium VI	Cr(VI)	221	218	1,960	**735**	NS	NS	NS						
Copper	Cu	2,950	2,910	10,000	**9,790**	NS	NS	NA	IS	IS	IS	IS	IS	IS
Molybdenum	Mo	369	364	3,260	**1,220**	NS	NS	NS						
Nickel	Ni	1,480	1,460	10,000	**4,900**	NS	NS	NS						
Lead	Pb	258	255	2,290	**857**	NS	NS	NA	IS	IS	IS	IS	IS	IS
Tin	Sn	10,000	10,000	10,000	**10,000**	NS	NS	NS						
Zinc	Zn	10,000	10,000	10,000	**10,000**	NS	NS	NA	IS	IS	IS	IS	IS	IS
Mercury	Hg	11.00	6.52	**38.40**	45.60	NS	NS	NS						
SVOCs (PAH)														
Naphthalene		182.0	85.6	**453.0**	914.0	NS	NS	NS						
Acenaphthylene		2,340	1,510	10,000	**10,000**	NS	NS	NS						
Acenaphthene		3,510	3,280	10,000	**10,000**	NS	NS	NS						
Fluorene		2,380	2,250	10,000	**7,450**	NS	NS	NS						
Phenanthrene		10,000	10,000	10,000	**10,000**	NS	NS	NS						
Anthracene		10,000	10,000	10,000	**10,000**	NS	NS	NS						
Fluoranthene		2,400	2,270	10,000	**7,620**	NS	NS	NS						
Pyrene		1,800	1,710	10,000	**5,720**	NS	NS	NS						
Chrysene		871	919	**1,140**	1,540	NS	NS	NS						
Benzo(a)anthracene		12.0	11.4	91.8	**38.3**	NS	NS	NS						
Benzo(b)fluoranthene		9.88	10.1	**17.8**	20.4	NS	NS	NS						
Benzo(k)fluoranthene		120	114	918	**383**	NS	NS	NS						
Dibenzo(a,h)anthracene		1.20	1.14	9.18	**3.83**	NS	NS	NS						
Indeno(1,2,3-cd)pyrene		12.0	11.4	91.8	**38.3**	NS	NS	NS						
Benzo(g,h,i)perylene		1,800	1,710	10,000	**5,740**	NS	NS	NS						
Benzo(a)pyrene		1.20	1.14	9.18	**3.83**	NS	NS	NS						
Petroleum Carbon Ranges (PCR/TPH)														
C6 - C8		1,410	545	10,000	**10,000**	NS	NS	NA	<252	<252	<252	<252	<414	<252
C9 - C16		2,240	1,330	10,000	**10,000**	NS	NS	NA						
C17 - C35		10,000	10,000	10,000	**10,000**	NS	NS	NA						
VOCs														
Benzene		0.704	0.279	**9.210**	42.200	NS	NS	NS						
Toluene		1,440	705	10,000	**10,000**	NS	NS	NS						
Ethylbenzene		709	298	**8,240**	10,000	NS	NS	NS						
Xylenes (Total)		95.0	36.8	**1,230.0**	10,000.0	NS	NS	NS						
BTEX														
BTEX		-	-	-	**-**	NS	NS	NS						

Kennedy Town Comprehensive Development Area
Previous Testing Results

Chemical		Risk-based Remediation Goals for Soil				Depth (m below ground level)								
		Urban Residential	Rural Residential	Industrial	Public Parks	13.5	15.0	16.5	18.0	19.5				
		(mg/kg)	(mg/kg)	(mg/kg)	(mg/kg)	Grid 5 - BH84								
Metals														
Arsenic	As	22.1	21.8	196.0	**73.5**									
Barium	Ba	10,000	10,000	10,000	**10,000**									
Cadmium	Cd	73.8	72.8	653.0	**245.0**									
Cobalt	Co	1,480	1,460	10,000	**4,900**									
Chromium VI	Cr(VI)	221	218	1,960	**735**									
Copper	Cu	2,950	2,910	10,000	**9,790**									
Molybdenum	Mo	369	364	3,260	**1,220**									
Nickel	Ni	1,480	1,460	10,000	**4,900**									
Lead	Pb	258	255	2,290	**857**									
Tin	Sn	10,000	10,000	10,000	**10,000**									
Zinc	Zn	10,000	10,000	10,000	**10,000**									
Mercury	Hg	11.00	6.52	**38.40**	45.60									
SVOCs (PAH)														
Naphthalene		182.0	85.6	**453.0**	914.0									
Acenaphthylene		2,340	1,510	10,000	**10,000**									
Acenaphthene		3,510	3,280	10,000	**10,000**									
Fluorene		2,380	2,250	10,000	**7,450**									
Phenanthrene		10,000	10,000	10,000	**10,000**									
Anthracene		10,000	10,000	10,000	**10,000**									
Fluoranthene		2,400	2,270	10,000	**7,620**									
Pyrene		1,800	1,710	10,000	**5,720**									
Chrysene		871	919	**1,140**	1,540									
Benzo(a)anthracene		12.0	11.4	91.8	**38.3**									
Benzo(b)fluoranthene		9.88	10.1	**17.8**	20.4									
Benzo(k)fluoranthene		120	114	918	**383**									
Dibenzo(a,h)anthracene		1.20	1.14	9.18	**3.83**									
Indeno(1,2,3-cd)pyrene		12.0	11.4	91.8	**38.3**									
Benzo(g,h,i)perylene		1,800	1,710	10,000	**5,740**									
Benzo(a)pyrene		1.20	1.14	9.18	**3.83**									
Petroleum Carbon Ranges (PCR/TPH)														
C6 - C8		1,410	545	10,000	**10,000**									
C9 - C16		2,240	1,330	10,000	**10,000**	<252	<252	<252	NS	<252				
C17 - C35		10,000	10,000	10,000	**10,000**									
VOCs														
Benzene		0.704	0.279	**9.210**	42.200									
Toluene		1,440	705	10,000	**10,000**									
Ethylbenzene		709	298	**8,240**	10,000									
Xylenes (Total)		95.0	36.8	**1,230.0**	10,000.0									
BTEX														
BTEX		-	-	-	**-**									

Chemical		Risk-based Remediation Goals for Soil				Depth (m below ground level)								
		Urban Residential	Rural Residential	Industrial	Public Parks	0.5	1.5	3.0	4.5	6.0	7.5	9.0	10.5	12.0
		(mg/kg)	(mg/kg)	(mg/kg)	(mg/kg)	Grid 6 - BH53								
Metals														
Arsenic	As	22.1	**21.8**	196.0	**73.5**									
Barium	Ba	10,000	**10,000**	10,000	**10,000**									
Cadmium	Cd	73.8	**72.8**	653.0	**245.0**	1.2	0.4	FA	FA	FA	FA	FA	FA	FA
Cobalt	Co	1,480	**1,460**	10,000	**4,900**									
Chromium VI	Cr(VI)	221	**218**	1,960	**735**									
Copper	Cu	2,950	**2,910**	10,000	**9,790**	109	28	FA	FA	FA	FA	FA	FA	FA
Molybdenum	Mo	369	**364**	3,260	**1,220**									
Nickel	Ni	1,480	**1,460**	10,000	**4,900**									
Lead	**Pb**	258	**255**	2,290	**857**	**277**	76	FA	FA	FA	FA	FA	FA	FA
Tin	Sn	10,000	**10,000**	10,000	**10,000**									
Zinc	Zn	10,000	**10,000**	10,000	**10,000**	1100	314	FA	FA	FA	FA	FA	FA	FA
Mercury	Hg	11.00	**6.52**	**38.40**	45.60									
SVOCs (PAH)														
Naphthalene		182.0	**85.6**	**453.0**	914.0									
Acenaphthylene		2,340	**1,510**	10,000	**10,000**									
Acenaphthene		3,510	**3,280**	10,000	**10,000**									
Fluorene		2,380	**2,250**	10,000	**7,450**									
Phenanthrene		10,000	**10,000**	10,000	**10,000**									
Anthracene		10,000	**10,000**	10,000	**10,000**									
Fluoranthene		2,400	**2,270**	10,000	**7,620**									
Pyrene		1,800	**1,710**	10,000	**5,720**									
Chrysene		**871**	919	**1,140**	1,540									
Benzo(a)anthracene		12.0	**11.4**	91.8	**38.3**									
Benzo(b)fluoranthene		**9.88**	10.1	**17.8**	20.4									
Benzo(k)fluoranthene		120	**114**	918	**383**									
Dibenzo(a,h)anthracene		1.20	**1.14**	9.18	**3.83**									
Indeno(1,2,3-cd)pyrene		12.0	**11.4**	91.8	**38.3**									
Benzo(g,h,i)perylene		1,800	**1,710**	10,000	**5,740**									
Benzo(a)pyrene		1.20	**1.14**	9.18	**3.83**									
Petroleum Carbon Ranges (PCR/TPH)														
C6 - C8		1,410	**545**	10,000	**10,000**									
C9 - C16		2,240	**1,330**	10,000	**10,000**									
C17 - C35		10,000	**10,000**	10,000	**10,000**									
VOCs														
Benzene		0.704	**0.279**	**9.210**	42.200									
Toluene		1,440	**705**	10,000	**10,000**									
Ethylbenzene		709	**298**	**8,240**	10,000									
Xylenes (Total)		95.0	**36.8**	**1,230.0**	10,000.0									
BTEX														
BTEX		-	-	-	**-**									

Kennedy Town Comprehensive Development Area
Previous Testing Results

Chemical		Risk-based Remediation Goals for Soil				Depth (m below ground level)								
		Urban Residential	Rural Residential	Industrial	Public Parks	0.5	1.5	3.0	4.5	6.0	7.5	9.0	10.5	12.0
		(mg/kg)	(mg/kg)	(mg/kg)	(mg/kg)	Grid 6 - BH55								
Metals														
Arsenic	As	22.1	**21.8**	196.0	**73.5**	NS					NS			
Barium	Ba	10,000	**10,000**	10,000	**10,000**	NS					NS			
Cadmium	Cd	73.8	**72.8**	653.0	**245.0**	NS	FA	FA	FA	FA	FA	FA	FA	FA
Cobalt	Co	1,480	**1,460**	10,000	**4,900**	NS					NS			
Chromium VI	Cr(VI)	221	**218**	1,960	**735**	NS					NS			
Copper	Cu	2,950	**2,910**	10,000	**9,790**	NS	FA	FA	FA	FA	FA	FA	FA	FA
Molybdenum	Mo	369	**364**	3,260	**1,220**	NS					NS			
Nickel	Ni	1,480	**1,460**	10,000	**4,900**	NS					NS			
Lead	Pb	258	**255**	2,290	**857**	NS	FA	FA	FA	FA	FA	FA	FA	FA
Tin	Sn	10,000	**10,000**	10,000	**10,000**	NS					NS			
Zinc	Zn	10,000	**10,000**	10,000	**10,000**	NS	FA	FA	FA	FA	FA	FA	FA	FA
Mercury	Hg	11.00	**6.52**	**38.40**	45.60	NS					NS			
SVOCs (PAH)														
Naphthalene		182.0	**85.6**	**453.0**	914.0	NS	FA	FA	FA	FA	FA	FA	FA	FA
Acenaphthylene		2,340	**1,510**	10,000	**10,000**	NS	FA	FA	FA	FA	FA	FA	FA	FA
Acenaphthene		3,510	**3,280**	10,000	**10,000**	NS	FA	FA	FA	FA	FA	FA	FA	FA
Fluorene		2,380	**2,250**	10,000	**7,450**	NS	FA	FA	FA	FA	FA	FA	FA	FA
Phenanthrene		10,000	**10,000**	10,000	**10,000**	NS	FA	FA	FA	FA	FA	FA	FA	FA
Anthracene		10,000	**10,000**	10,000	**10,000**	NS	FA	FA	FA	FA	FA	FA	FA	FA
Fluoranthene		2,400	**2,270**	10,000	**7,620**	NS	FA	FA	FA	FA	FA	FA	FA	FA
Pyrene		1,800	**1,710**	10,000	**5,720**	NS	FA	FA	FA	FA	FA	FA	FA	FA
Chrysene		**871**	919	**1,140**	1,540	NS	FA	FA	FA	FA	FA	FA	FA	FA
Benzo(a)anthracene		12.0	**11.4**	91.8	**38.3**	NS	FA	FA	FA	FA	FA	FA	FA	FA
Benzo(b)fluoranthene		**9.88**	10.1	**17.8**	20.4	NS	FA	FA	FA	FA	FA	FA	FA	FA
Benzo(k)fluoranthene		120	**114**	918	**383**	NS	FA	FA	FA	FA	FA	FA	FA	FA
Dibenzo(a,h)anthracene		1.20	**1.14**	9.18	**3.83**	NS	FA	FA	FA	FA	FA	FA	FA	FA
Indeno(1,2,3-cd)pyrene		12.0	**11.4**	91.8	**38.3**	NS	FA	FA	FA	FA	FA	FA	FA	FA
Benzo(g,h,i)perylene		1,800	**1,710**	10,000	**5,740**	NS	FA	FA	FA	FA	FA	FA	FA	FA
Benzo(a)pyrene		1.20	**1.14**	9.18	**3.83**	NS	FA	FA	FA	FA	FA	FA	FA	FA
Petroleum Carbon Ranges (PCR/TPH)														
C6 - C8		1,410	**545**	10,000	**10,000**	NS					NS			
C9 - C16		2,240	**1,330**	10,000	**10,000**	NS					NS			
C17 - C35		10,000	**10,000**	10,000	**10,000**	NS					NS			
VOCs														
Benzene		0.704	**0.279**	**9.210**	42.200	NS					NS			
Toluene		1,440	**705**	10,000	**10,000**	NS					NS			
Ethylbenzene		709	**298**	**8,240**	10,000	NS					NS			
Xylenes (Total)		95.0	**36.8**	**1,230.0**	10,000.0	NS					NS			
BTEX														
BTEX		-	-	-	-	NS					NS			

Chemical		Risk-based Remediation Goals for Soil				Depth (m below ground level)								
		Urban Residential	Rural Residential	Industrial	Public Parks	0.5	1.5	3.0	4.5	6.0	7.5	9.0	10.5	12.0
		(mg/kg)	(mg/kg)	(mg/kg)	(mg/kg)	Grid 6 - BH56								
Metals														
Arsenic	As	22.1	**21.8**	196.0	**73.5**	NS	NS	NS	8	FA	FA	FA	NS	FA
Barium	Ba	10,000	**10,000**	10,000	**10,000**	NS	NS	NS					NS	
Cadmium	Cd	73.8	**72.8**	653.0	**245.0**	NS	NS	NS					NS	
Cobalt	Co	1,480	**1,460**	10,000	**4,900**	NS	NS	NS					NS	
Chromium VI	Cr(VI)	221	**218**	1,960	**735**	NS	NS	NS					NS	
Copper	Cu	2,950	**2,910**	10,000	**9,790**	NS	NS	NS	45	FA	FA	FA	NS	FA
Molybdenum	Mo	369	**364**	3,260	**1,220**	NS	NS	NS					NS	
Nickel	Ni	1,480	**1,460**	10,000	**4,900**	NS	NS	NS					NS	
Lead	Pb	258	**255**	2,290	**857**	NS	NS	NS	76	FA	FA	FA	NS	FA
Tin	Sn	10,000	**10,000**	10,000	**10,000**	NS	NS	NS					NS	
Zinc	Zn	10,000	**10,000**	10,000	**10,000**	NS	NS	NS	184	FA	FA	FA	NS	FA
Mercury	Hg	11.00	**6.52**	**38.40**	45.60	NS	NS	NS		FA	FA	FA	NS	FA
SVOCs (PAH)														
Naphthalene		182.0	**85.6**	**453.0**	914.0	NS	NS	NS					NS	
Acenaphthylene		2,340	**1,510**	10,000	**10,000**	NS	NS	NS					NS	
Acenaphthene		3,510	**3,280**	10,000	**10,000**	NS	NS	NS					NS	
Fluorene		2,380	**2,250**	10,000	**7,450**	NS	NS	NS					NS	
Phenanthrene		10,000	**10,000**	10,000	**10,000**	NS	NS	NS					NS	
Anthracene		10,000	**10,000**	10,000	**10,000**	NS	NS	NS					NS	
Fluoranthene		2,400	**2,270**	10,000	**7,620**	NS	NS	NS					NS	
Pyrene		1,800	**1,710**	10,000	**5,720**	NS	NS	NS					NS	
Chrysene		**871**	919	**1,140**	1,540	NS	NS	NS					NS	
Benzo(a)anthracene		12.0	**11.4**	91.8	**38.3**	NS	NS	NS					NS	
Benzo(b)fluoranthene		**9.88**	10.1	**17.8**	20.4	NS	NS	NS					NS	
Benzo(k)fluoranthene		120	**114**	918	**383**	NS	NS	NS					NS	
Dibenzo(a,h)anthracene		1.20	**1.14**	9.18	**3.83**	NS	NS	NS					NS	
Indeno(1,2,3-cd)pyrene		12.0	**11.4**	91.8	**38.3**	NS	NS	NS					NS	
Benzo(g,h,i)perylene		1,800	**1,710**	10,000	**5,740**	NS	NS	NS					NS	
Benzo(a)pyrene		1.20	**1.14**	9.18	**3.83**	NS	NS	NS					NS	
Petroleum Carbon Ranges (PCR/TPH)														
C6 - C8		1,410	**545**	10,000	**10,000**	NS	NS	NS					NS	
C9 - C16		2,240	**1,330**	10,000	**10,000**	NS	NS	NS					NS	
C17 - C35		10,000	**10,000**	10,000	**10,000**	NS	NS	NS					NS	
VOCs														
Benzene		0.704	**0.279**	**9.210**	42.200	NS	NS	NS					NS	
Toluene		1,440	**705**	10,000	**10,000**	NS	NS	NS					NS	
Ethylbenzene		709	**298**	**8,240**	10,000	NS	NS	NS					NS	
Xylenes (Total)		95.0	**36.8**	**1,230.0**	10,000.0	NS	NS	NS					NS	
BTEX														
BTEX		-	-	-	-	NS	NS	NS					NS	

Kennedy Town Comprehensive Development Area
Previous Testing Results

Chemical		Risk-based Remediation Goals for Soil				Depth (m below ground level)								
		Urban Residential	Rural Residential	Industrial	Public Parks	0.5	1.5	3.0	4.5	6.0	7.5	9.0	10.5	12.0
		(mg/kg)	(mg/kg)	(mg/kg)	(mg/kg)	Grid 6 - BH57								
Metals														
Arsenic	**As**	22.1	**21.8**	196.0	**73.5**	4.2	6.6	**42.4**	5	FA	FA	FA	NS	FA
Barium	Ba	10,000	**10,000**	10,000	**10,000**								NS	
Cadmium	Cd	73.8	**72.8**	653.0	**245.0**								NS	
Cobalt	Co	1,480	**1,460**	10,000	**4,900**								NS	
Chromium VI	Cr(VI)	221	**218**	1,960	**735**								NS	
Copper	Cu	2,950	**2,910**	10,000	**9,790**	15.3	235	104	18	FA	FA	FA	NS	FA
Molybdenum	Mo	369	**364**	3,260	**1,220**								NS	
Nickel	Ni	1,480	**1,460**	10,000	**4,900**								NS	
Lead	**Pb**	258	**255**	2,290	**857**	**430**	**587**	**440**	27	FA	FA	FA	NS	FA
Tin	Sn	10,000	**10,000**	10,000	**10,000**								NS	
Zinc	Zn	10,000	**10,000**	10,000	**10,000**	102	999	569	148	FA	FA	FA	NS	FA
Mercury	Hg	11.00	**6.52**	**38.40**	45.60	0.43	0.98	1.71		FA	FA	FA	NS	FA
SVOCs (PAH)														
Naphthalene		182.0	**85.6**	**453.0**	914.0								NS	
Acenaphthylene		2,340	**1,510**	10,000	**10,000**								NS	
Acenaphthene		3,510	**3,280**	10,000	**10,000**								NS	
Fluorene		2,380	**2,250**	10,000	**7,450**								NS	
Phenanthrene		10,000	**10,000**	10,000	**10,000**								NS	
Anthracene		10,000	**10,000**	10,000	**10,000**								NS	
Fluoranthene		2,400	**2,270**	10,000	**7,620**								NS	
Pyrene		1,800	**1,710**	10,000	**5,720**								NS	
Chrysene		**871**	919	**1,140**	1,540								NS	
Benzo(a)anthracene		12.0	**11.4**	91.8	**38.3**								NS	
Benzo(b)fluoranthene		**9.88**	10.1	**17.8**	20.4								NS	
Benzo(k)fluoranthene		120	**114**	918	**383**								NS	
Dibenzo(a,h)anthracene		1.20	**1.14**	9.18	**3.83**								NS	
Indeno(1,2,3-cd)pyrene		12.0	**11.4**	91.8	**38.3**								NS	
Benzo(g,h,i)perylene		1,800	**1,710**	10,000	**5,740**								NS	
Benzo(a)pyrene		1.20	**1.14**	9.18	**3.83**								NS	
Petroleum Carbon Ranges (PCR/TPH)														
C6 - C8		1,410	**545**	10,000	**10,000**								NS	
C9 - C16		2,240	**1,330**	10,000	**10,000**								NS	
C17 - C35		10,000	**10,000**	10,000	**10,000**								NS	
VOCs														
Benzene		0.704	**0.279**	**9.210**	42.200								NS	
Toluene		1,440	**705**	10,000	**10,000**								NS	
Ethylbenzene		709	**298**	**8,240**	10,000								NS	
Xylenes (Total)		95.0	**36.8**	**1,230.0**	10,000.0								NS	
BTEX														
BTEX		-	-	-	-								NS	

Chemical		Risk-based Remediation Goals for Soil				Depth (m below ground level)								
		Urban Residential	Rural Residential	Industrial	Public Parks	0.5	1.5	3.0	4.5	6.0	7.5	9.0	10.5	12.0
		(mg/kg)	(mg/kg)	(mg/kg)	(mg/kg)	Grid 6 - BH58								
Metals														
Arsenic	As	22.1	**21.8**	196.0	**73.5**	3	2	3	6	3.6	6.7	FA	FA	NS
Barium	Ba	10,000	**10,000**	10,000	**10,000**									NS
Cadmium	Cd	73.8	**72.8**	653.0	**245.0**									NS
Cobalt	Co	1,480	**1,460**	10,000	**4,900**									NS
Chromium VI	Cr(VI)	221	**218**	1,960	**735**									NS
Copper	Cu	2,950	**2,910**	10,000	**9,790**	7	3	7	99	25.1	20.4	FA	FA	NS
Molybdenum	Mo	369	**364**	3,260	**1,220**									NS
Nickel	Ni	1,480	**1,460**	10,000	**4,900**									NS
Lead	**Pb**	258	**255**	2,290	**857**	27	14	36	215	**407**	34.2	FA	FA	NS
Tin	Sn	10,000	**10,000**	10,000	**10,000**									NS
Zinc	Zn	10,000	**10,000**	10,000	**10,000**	101	134	153	246	4350	92.9	FA	FA	NS
Mercury	Hg	11.00	**6.52**	**38.40**	45.60							FA	FA	NS
SVOCs (PAH)														
Naphthalene		182.0	**85.6**	**453.0**	914.0								NS	
Acenaphthylene		2,340	**1,510**	10,000	**10,000**								NS	
Acenaphthene		3,510	**3,280**	10,000	**10,000**								NS	
Fluorene		2,380	**2,250**	10,000	**7,450**								NS	
Phenanthrene		10,000	**10,000**	10,000	**10,000**								NS	
Anthracene		10,000	**10,000**	10,000	**10,000**								NS	
Fluoranthene		2,400	**2,270**	10,000	**7,620**								NS	
Pyrene		1,800	**1,710**	10,000	**5,720**								NS	
Chrysene		**871**	919	**1,140**	1,540								NS	
Benzo(a)anthracene		12.0	**11.4**	91.8	**38.3**								NS	
Benzo(b)fluoranthene		**9.88**	10.1	**17.8**	20.4								NS	
Benzo(k)fluoranthene		120	**114**	918	**383**								NS	
Dibenzo(a,h)anthracene		1.20	**1.14**	9.18	**3.83**								NS	
Indeno(1,2,3-cd)pyrene		12.0	**11.4**	91.8	**38.3**								NS	
Benzo(g,h,i)perylene		1,800	**1,710**	10,000	**5,740**								NS	
Benzo(a)pyrene		1.20	**1.14**	9.18	**3.83**								NS	
Petroleum Carbon Ranges (PCR/TPH)														
C6 - C8		1,410	**545**	10,000	**10,000**								NS	
C9 - C16		2,240	**1,330**	10,000	**10,000**								NS	
C17 - C35		10,000	**10,000**	10,000	**10,000**								NS	
VOCs														
Benzene		0.704	**0.279**	**9.210**	42.200								NS	
Toluene		1,440	**705**	10,000	**10,000**								NS	
Ethylbenzene		709	**298**	**8,240**	10,000								NS	
Xylenes (Total)		95.0	**36.8**	**1,230.0**	10,000.0								NS	
BTEX														
BTEX		-	-	-	-								NS	

Kennedy Town Comprehensive Development Area
Previous Testing Results

Chemical		Risk-based Remediation Goals for Soil				Depth (m below ground level)								
		Urban Residential	Rural Residential	Industrial	Public Parks	0.5	1.5	3.0	4.5	6.0	7.5	9.0	10.5	12.0
		(mg/kg)	(mg/kg)	(mg/kg)	(mg/kg)	Grid 6 - BH59								
Metals														
Arsenic	As	22.1	**21.8**	196.0	**73.5**	4	3	6	13	FA	FA	FA	FA	NS
Barium	Ba	10,000	**10,000**	10,000	**10,000**									NS
Cadmium	Cd	73.8	**72.8**	653.0	**245.0**									NS
Cobalt	Co	1,480	**1,460**	10,000	**4,900**									NS
Chromium VI	Cr(VI)	221	**218**	1,960	**735**									NS
Copper	Cu	2,950	**2,910**	10,000	**9,790**	20	13	19	586	FA	FA	FA	FA	NS
Molybdenum	Mo	369	**364**	3,260	**1,220**									NS
Nickel	Ni	1,480	**1,460**	10,000	**4,900**									NS
Lead	**Pb**	258	**255**	2,290	**857**	43	84	53	**785**	FA	FA	FA	FA	NS
Tin	Sn	10,000	**10,000**	10,000	**10,000**									NS
Zinc	Zn	10,000	**10,000**	10,000	**10,000**	166	254	112	373	FA	FA	FA	FA	NS
Mercury	Hg	11.00	**6.52**	**38.40**	45.60					FA	FA	FA	FA	NS
SVOCs (PAH)														
Naphthalene		182.0	**85.6**	**453.0**	914.0								NS	
Acenaphthylene		2,340	**1,510**	10,000	**10,000**								NS	
Acenaphthene		3,510	**3,280**	10,000	**10,000**								NS	
Fluorene		2,380	**2,250**	10,000	**7,450**								NS	
Phenanthrene		10,000	**10,000**	10,000	**10,000**								NS	
Anthracene		10,000	**10,000**	10,000	**10,000**								NS	
Fluoranthene		2,400	**2,270**	10,000	**7,620**								NS	
Pyrene		1,800	**1,710**	10,000	**5,720**								NS	
Chrysene		**871**	919	**1,140**	1,540								NS	
Benzo(a)anthracene		12.0	**11.4**	91.8	**38.3**								NS	
Benzo(b)fluoranthene		**9.88**	10.1	**17.8**	20.4								NS	
Benzo(k)fluoranthene		120	**114**	918	**383**								NS	
Dibenzo(a,h)anthracene		1.20	**1.14**	9.18	**3.83**								NS	
Indeno(1,2,3-cd)pyrene		12.0	**11.4**	91.8	**38.3**								NS	
Benzo(g,h,i)perylene		1,800	**1,710**	10,000	**5,740**								NS	
Benzo(a)pyrene		1.20	**1.14**	9.18	**3.83**								NS	
Petroleum Carbon Ranges (PCR/TPH)														
C6 - C8		1,410	**545**	10,000	**10,000**								NS	
C9 - C16		2,240	**1,330**	10,000	**10,000**								NS	
C17 - C35		10,000	**10,000**	10,000	**10,000**								NS	
VOCs														
Benzene		0.704	**0.279**	**9.210**	42.200								NS	
Toluene		1,440	**705**	10,000	**10,000**								NS	
Ethylbenzene		709	**298**	**8,240**	10,000								NS	
Xylenes (Total)		95.0	**36.8**	**1,230.0**	10,000.0								NS	
BTEX														
BTEX		-	-	-	-								NS	

Chemical		Risk-based Remediation Goals for Soil				Depth (m below ground level)								
		Urban Residential	Rural Residential	Industrial	Public Parks	0.5	1.5	3.0	4.5	6.0	7.5	9.0	10.5	12.0
		(mg/kg)	(mg/kg)	(mg/kg)	(mg/kg)	Grid 6 - BH61								
Metals														
Arsenic	**As**	22.1	**21.8**	196.0	**73.5**	NS	2.3	**84**	0.9	FA	NS	FA	FA	FA
Barium	Ba	10,000	**10,000**	10,000	**10,000**	NS					NS			
Cadmium	Cd	73.8	**72.8**	653.0	**245.0**	NS					NS			
Cobalt	Co	1,480	**1,460**	10,000	**4,900**	NS					NS			
Chromium VI	Cr(VI)	221	**218**	1,960	**735**	NS					NS			
Copper	Cu	2,950	**2,910**	10,000	**9,790**	NS	2.4	6.5	3.1	FA	NS	FA	FA	FA
Molybdenum	Mo	369	**364**	3,260	**1,220**	NS					NS			
Nickel	Ni	1,480	**1,460**	10,000	**4,900**	NS					NS			
Lead	Pb	258	**255**	2,290	**857**	NS	23	120	6.1	FA	NS	FA	FA	FA
Tin	Sn	10,000	**10,000**	10,000	**10,000**	NS					NS			
Zinc	Zn	10,000	**10,000**	10,000	**10,000**	NS	150	120	11	FA	NS	FA	FA	FA
Mercury	Hg	11.00	**6.52**	**38.40**	45.60	NS	FA	FA	FA	FA	NS	FA	FA	FA
SVOCs (PAH)														
Naphthalene		182.0	**85.6**	**453.0**	914.0	NS	DL	DL	DL	DL	NS	DL	DL	DL
Acenaphthylene		2,340	**1,510**	10,000	**10,000**	NS	DL	DL	DL	DL	NS	DL	DL	DL
Acenaphthene		3,510	**3,280**	10,000	**10,000**	NS	DL	DL	DL	DL	NS	DL	DL	DL
Fluorene		2,380	**2,250**	10,000	**7,450**	NS	DL	DL	DL	DL	NS	DL	DL	DL
Phenanthrene		10,000	**10,000**	10,000	**10,000**	NS	DL	DL	DL	DL	NS	DL	DL	DL
Anthracene		10,000	**10,000**	10,000	**10,000**	NS	DL	DL	DL	DL	NS	DL	DL	DL
Fluoranthene		2,400	**2,270**	10,000	**7,620**	NS	DL	DL	DL	DL	NS	0.18	0.39	DL
Pyrene		1,800	**1,710**	10,000	**5,720**	NS	DL	DL	DL	DL	NS	DL	0.31	DL
Chrysene		**871**	919	**1,140**	1,540	NS	DL	DL	DL	DL	NS	DL	0.25	DL
Benzo(a)anthracene		12.0	**11.4**	91.8	**38.3**	NS	DL	DL	DL	DL	NS	DL	0.21	DL
Benzo(b)fluoranthene		**9.88**	10.1	**17.8**	20.4	NS	DL	DL	DL	DL	NS	DL	0.35	DL
Benzo(k)fluoranthene		120	**114**	918	**383**	NS	DL	DL	DL	DL	NS	DL	0.27	DL
Dibenzo(a,h)anthracene		1.20	**1.14**	9.18	**3.83**	NS	DL	DL	DL	DL	NS	DL	DL	DL
Indeno(1,2,3-cd)pyrene		12.0	**11.4**	91.8	**38.3**	NS	DL	DL	DL	DL	NS	DL	DL	DL
Benzo(g,h,i)perylene		1,800	**1,710**	10,000	**5,740**	NS	DL	DL	0.21	DL	NS	DL	0.25	DL
Benzo(a)pyrene		1.20	**1.14**	9.18	**3.83**	NS	DL	DL	DL	DL	NS	DL	0.4	DL
Petroleum Carbon Ranges (PCR/TPH)														
C6 - C8		1,410	**545**	10,000	**10,000**	NS					NS			
C9 - C16		2,240	**1,330**	10,000	**10,000**	NS					NS			
C17 - C35		10,000	**10,000**	10,000	**10,000**	NS					NS			
VOCs														
Benzene		0.704	**0.279**	**9.210**	42.200	NS					NS			
Toluene		1,440	**705**	10,000	**10,000**	NS					NS			
Ethylbenzene		709	**298**	**8,240**	10,000	NS					NS			
Xylenes (Total)		95.0	**36.8**	**1,230.0**	10,000.0	NS					NS			
BTEX														
BTEX		-	-	-	-	NS					NS			

Kennedy Town Comprehensive Development Area
Previous Testing Results

Chemical		Risk-based Remediation Goals for Soil				Depth (m below ground level)								
		Urban Residential	Rural Residential	Industrial	Public Parks	13.5	15.0	16.5						
		(mg/kg)	(mg/kg)	(mg/kg)	(mg/kg)	Grid 6 - BH61								
Metals														
Arsenic	As	22.1	21.8	196.0	**73.5**									
Barium	Ba	10,000	10,000	10,000	**10,000**									
Cadmium	Cd	73.8	72.8	653.0	**245.0**									
Cobalt	Co	1,480	1,460	10,000	**4,900**									
Chromium VI	Cr(VI)	221	218	1,960	**735**									
Copper	Cu	2,950	2,910	10,000	**9,790**									
Molybdenum	Mo	369	364	3,260	**1,220**									
Nickel	Ni	1,480	1,460	10,000	**4,900**									
Lead	Pb	258	255	2,290	**857**									
Tin	Sn	10,000	10,000	10,000	**10,000**									
Zinc	Zn	10,000	10,000	10,000	**10,000**									
Mercury	Hg	11.00	6.52	**38.40**	45.60									
SVOCs (PAH)														
Naphthalene		182.0	85.6	**453.0**	914.0	DL	DL	DL						
Acenaphthylene		2,340	1,510	10,000	**10,000**	DL	DL	DL						
Acenaphthene		3,510	3,280	10,000	**10,000**	DL	DL	DL						
Fluorene		2,380	2,250	10,000	**7,450**	DL	DL	DL						
Phenanthrene		10,000	10,000	10,000	**10,000**	DL	DL	DL						
Anthracene		10,000	10,000	10,000	**10,000**	DL	DL	DL						
Fluoranthene		2,400	2,270	10,000	**7,620**	DL	DL	DL						
Pyrene		1,800	1,710	10,000	**5,720**	DL	DL	DL						
Chrysene		871	919	**1,140**	1,540	DL	DL	DL						
Benzo(a)anthracene		12.0	11.4	91.8	**38.3**	DL	DL	DL						
Benzo(b)fluoranthene		9.88	10.1	**17.8**	20.4	DL	DL	DL						
Benzo(k)fluoranthene		120	114	918	**383**	DL	DL	DL						
Dibenzo(a,h)anthracene		1.20	1.14	9.18	**3.83**	DL	DL	DL						
Indeno(1,2,3-cd)pyrene		12.0	11.4	91.8	**38.3**	DL	DL	DL						
Benzo(g,h,i)perylene		1,800	1,710	10,000	**5,740**	DL	DL	DL						
Benzo(a)pyrene		1.20	1.14	9.18	**3.83**	DL	DL	DL						
Petroleum Carbon Ranges (PCR/TPH)														
C6 - C8		1,410	545	10,000	**10,000**									
C9 - C16		2,240	1,330	10,000	**10,000**									
C17 - C35		10,000	10,000	10,000	**10,000**									
VOCs														
Benzene		0.704	0.279	**9.210**	42.200									
Toluene		1,440	705	10,000	**10,000**									
Ethylbenzene		709	298	**8,240**	10,000									
Xylenes (Total)		95.0	36.8	**1,230.0**	10,000.0									
BTEX														
BTEX		-	-	-	-									

Chemical		Risk-based Remediation Goals for Soil				Depth (m below ground level)								
		Urban Residential	Rural Residential	Industrial	Public Parks	0.5	1.5	3.0	4.5	6.0	7.5	9.0	10.5	12.0
		(mg/kg)	(mg/kg)	(mg/kg)	(mg/kg)	Grid 6 - BH75								
Metals														
Arsenic	As	22.1	**21.8**	196.0	**73.5**	NS	3.1	IS	17	2.5	IS	FA	FA	FA
Barium	Ba	10,000	**10,000**	10,000	**10,000**	NS								
Cadmium	Cd	73.8	**72.8**	653.0	**245.0**	NS	0.04	IS	0.1	0.1	IS	FA	FA	FA
Cobalt	Co	1,480	**1,460**	10,000	**4,900**	NS								
Chromium VI	Cr(VI)	221	**218**	1,960	**735**	NS								
Copper	Cu	2,950	**2,910**	10,000	**9,790**	NS	8.1	IS	5.9	4.9	IS	FA	FA	FA
Molybdenum	Mo	369	**364**	3,260	**1,220**	NS								
Nickel	Ni	1,480	**1,460**	10,000	**4,900**	NS								
Lead	Pb	258	**255**	2,290	**857**	NS	39	IS	100	24	IS	FA	FA	FA
Tin	Sn	10,000	**10,000**	10,000	**10,000**	NS								
Zinc	Zn	10,000	**10,000**	10,000	**10,000**	NS	37	IS	46	19	IS	FA	FA	FA
Mercury	Hg	11.00	**6.52**	**38.40**	45.60	NS								
SVOCs (PAH)														
Naphthalene		182.0	**85.6**	**453.0**	914.0	NS	DL	NA	DL	DL	NA	DL	DL	DL
Acenaphthylene		2,340	**1,510**	10,000	**10,000**	NS	DL	NA	DL	DL	NA	DL	DL	DL
Acenaphthene		3,510	**3,280**	10,000	**10,000**	NS	DL	NA	DL	DL	NA	DL	DL	DL
Fluorene		2,380	**2,250**	10,000	**7,450**	NS	DL	NA	DL	DL	NA	DL	DL	DL
Phenanthrene		10,000	**10,000**	10,000	**10,000**	NS	DL	NA	DL	DL	NA	DL	DL	DL
Anthracene		10,000	**10,000**	10,000	**10,000**	NS	DL	NA	DL	DL	NA	DL	DL	DL
Fluoranthene		2,400	**2,270**	10,000	**7,620**	NS	DL	NA	DL	DL	NA	DL	DL	DL
Pyrene		1,800	**1,710**	10,000	**5,720**	NS	DL	NA	DL	DL	NA	DL	DL	DL
Chrysene		**871**	919	**1,140**	1,540	NS	DL	NA	DL	DL	NA	DL	DL	DL
Benzo(a)anthracene		12.0	**11.4**	91.8	**38.3**	NS	DL	NA	DL	DL	NA	DL	DL	DL
Benzo(b)fluoranthene		**9.88**	10.1	**17.8**	20.4	NS	DL	NA	DL	DL	NA	DL	DL	DL
Benzo(k)fluoranthene		120	**114**	918	**383**	NS	DL	NA	DL	DL	NA	DL	DL	DL
Dibenzo(a,h)anthracene		1.20	**1.14**	9.18	**3.83**	NS	DL	NA	DL	DL	NA	DL	DL	DL
Indeno(1,2,3-cd)pyrene		12.0	**11.4**	91.8	**38.3**	NS	DL	NA	DL	DL	NA	DL	DL	DL
Benzo(g,h,i)perylene		1,800	**1,710**	10,000	**5,740**	NS	DL	NA	DL	DL	NA	DL	DL	DL
Benzo(a)pyrene		1.20	**1.14**	9.18	**3.83**	NS	DL	NA	DL	DL	NA	DL	DL	DL
Petroleum Carbon Ranges (PCR/TPH)														
C6 - C8		1,410	**545**	10,000	**10,000**	NS								
C9 - C16		2,240	**1,330**	10,000	**10,000**	NS								
C17 - C35		10,000	**10,000**	10,000	**10,000**	NS								
VOCs														
Benzene		0.704	**0.279**	**9.210**	42.200	NS								
Toluene		1,440	**705**	10,000	**10,000**	NS								
Ethylbenzene		709	**298**	**8,240**	10,000	NS								
Xylenes (Total)		95.0	**36.8**	**1,230.0**	10,000.0	NS								
BTEX														
BTEX		-	-	-	-	NS								

Kennedy Town Comprehensive Development Area
Previous Testing Results

Chemical		Risk-based Remediation Goals for Soil				Depth (m below ground level)								
		Urban Residential	Rural Residential	Industrial	Public Parks	13.5	15.0							
		(mg/kg)	(mg/kg)	(mg/kg)	(mg/kg)	Grid 6 - BH75								
Metals														
Arsenic	As	22.1	**21.8**	196.0	**73.5**									
Barium	Ba	10,000	**10,000**	10,000	**10,000**									
Cadmium	Cd	73.8	**72.8**	653.0	**245.0**									
Cobalt	Co	1,480	**1,460**	10,000	**4,900**									
Chromium VI	Cr(VI)	221	**218**	1,960	**735**									
Copper	Cu	2,950	**2,910**	10,000	**9,790**									
Molybdenum	Mo	369	**364**	3,260	**1,220**									
Nickel	Ni	1,480	**1,460**	10,000	**4,900**									
Lead	Pb	258	**255**	2,290	**857**									
Tin	Sn	10,000	**10,000**	10,000	**10,000**									
Zinc	Zn	10,000	**10,000**	10,000	**10,000**									
Mercury	Hg	11.00	**6.52**	**38.40**	45.60									
SVOCs (PAH)														
Naphthalene		182.0	**85.6**	**453.0**	914.0	NS	DL							
Acenaphthylene		2,340	**1,510**	10,000	**10,000**	NS	DL							
Acenaphthene		3,510	**3,280**	10,000	**10,000**	NS	DL							
Fluorene		2,380	**2,250**	10,000	**7,450**	NS	DL							
Phenanthrene		10,000	**10,000**	10,000	**10,000**	NS	DL							
Anthracene		10,000	**10,000**	10,000	**10,000**	NS	DL							
Fluoranthene		2,400	**2,270**	10,000	**7,620**	NS	DL							
Pyrene		1,800	**1,710**	10,000	**5,720**	NS	DL							
Chrysene		**871**	919	**1,140**	1,540	NS	DL							
Benzo(a)anthracene		12.0	**11.4**	91.8	**38.3**	NS	DL							
Benzo(b)fluoranthene		**9.88**	10.1	**17.8**	20.4	NS	DL							
Benzo(k)fluoranthene		120	**114**	918	**383**	NS	DL							
Dibenzo(a,h)anthracene		1.20	**1.14**	9.18	**3.83**	NS	DL							
Indeno(1,2,3-cd)pyrene		12.0	**11.4**	91.8	**38.3**	NS	DL							
Benzo(g,h,i)perylene		1,800	**1,710**	10,000	**5,740**	NS	DL							
Benzo(a)pyrene		1.20	**1.14**	9.18	**3.83**	NS	DL							
Petroleum Carbon Ranges (PCR/TPH)														
C6 - C8		1,410	**545**	10,000	**10,000**									
C9 - C16		2,240	**1,330**	10,000	**10,000**									
C17 - C35		10,000	**10,000**	10,000	**10,000**									
VOCs														
Benzene		0.704	**0.279**	**9.210**	42.200									
Toluene		1,440	**705**	10,000	**10,000**									
Ethylbenzene		709	**298**	**8,240**	10,000									
Xylenes (Total)		95.0	**36.8**	**1,230.0**	10,000.0									
BTEX														
BTEX		-	-	-	-									

Chemical		Risk-based Remediation Goals for Soil				Depth (m below ground level)								
		Urban Residential	Rural Residential	Industrial	Public Parks	0.5	1.5	3.0	4.5	6.0	7.5	9.0	10.5	12.0
		(mg/kg)	(mg/kg)	(mg/kg)	(mg/kg)	Grid 6 - BH81								
Metals														
Arsenic	**As**	22.1	**21.8**	196.0	**73.5**	6.1	1.8	6.2	5.4	**30**	2.5	2	2.8	2.5
Barium	Ba	10,000	**10,000**	10,000	**10,000**	54	50	64	80	43	43	68	24	10
Cadmium	Cd	73.8	**72.8**	653.0	**245.0**	0.2	0.2	0.1	6.7	0.3	0.1	0.2	0.1	0.1
Cobalt	Co	1,480	**1,460**	10,000	**4,900**	2.2	2.5	3.3	8.1	1.2	1.9	1.9	2.3	1.2
Chromium VI	Cr(VI)	221	**218**	1,960	**735**	6.3	1.4	1.7	8.4	4	1.8	5.6	3.8	2.4
Copper	Cu	2,950	**2,910**	10,000	**9,790**	9.1	1.1	4.6	18	4.1	3.3	12	4.6	1.5
Molybdenum	Mo	369	**364**	3,260	**1,220**	0.8	0.6	1.4	0.6	1.7	0.7	0.6	DL	DL
Nickel	Ni	1,480	**1,460**	10,000	**4,900**	7.6	5.7	1.6	7.3	2.6	1.2	3.6	2.8	2.2
Lead	Pb	258	**255**	2,290	**857**	39	61	140	110	40	29	16	7.3	6.7
Tin	Sn	10,000	**10,000**	10,000	**10,000**	2.7	1.4	2.1	3.5	2.3	2.4	2.7	1.2	2.7
Zinc	Zn	10,000	**10,000**	10,000	**10,000**	58	15	33	68	30	36	20	13	7.5
Mercury	Hg	11.00	**6.52**	**38.40**	45.60	0.25	0.11	0.13	0.29	0.04	0.09	0.05	0.04	DL
SVOCs (PAH)														
Naphthalene		182.0	**85.6**	**453.0**	914.0	DL	DL	DL	DL	DL	DL	DL	DL	DL
Acenaphthylene		2,340	**1,510**	10,000	**10,000**	DL	DL	DL	DL	DL	DL	DL	DL	DL
Acenaphthene		3,510	**3,280**	10,000	**10,000**	DL	DL	DL	DL	DL	DL	DL	DL	DL
Fluorene		2,380	**2,250**	10,000	**7,450**	DL	DL	DL	DL	DL	DL	DL	DL	DL
Phenanthrene		10,000	**10,000**	10,000	**10,000**	0.066	DL	DL	DL	DL	DL	DL	DL	DL
Anthracene		10,000	**10,000**	10,000	**10,000**	DL	DL	DL	DL	DL	DL	DL	DL	DL
Fluoranthene		2,400	**2,270**	10,000	**7,620**	0.22	DL	DL	DL	DL	DL	DL	0.27	DL
Pyrene		1,800	**1,710**	10,000	**5,720**	0.2	DL	DL	DL	DL	DL	DL	0.26	DL
Chrysene		**871**	919	**1,140**	1,540	DL	DL	DL	DL	DL	DL	DL	DL	DL
Benzo(a)anthracene		12.0	**11.4**	91.8	**38.3**	DL	DL	DL	DL	DL	DL	DL	DL	DL
Benzo(b)fluoranthene		**9.88**	10.1	**17.8**	20.4	0.17	DL	DL	DL	DL	DL	DL	DL	DL
Benzo(k)fluoranthene		120	**114**	918	**383**	DL	DL	DL	DL	DL	DL	DL	DL	DL
Dibenzo(a,h)anthracene		1.20	**1.14**	9.18	**3.83**	DL	DL	DL	DL	DL	DL	DL	DL	DL
Indeno(1,2,3-cd)pyrene		12.0	**11.4**	91.8	**38.3**	DL	DL	DL	DL	DL	DL	DL	DL	DL
Benzo(g,h,i)perylene		1,800	**1,710**	10,000	**5,740**	0.2	DL	DL	DL	DL	DL	DL	DL	DL
Benzo(a)pyrene		1.20	**1.14**	9.18	**3.83**	0.23	DL	DL	DL	DL	DL	DL	DL	DL
Petroleum Carbon Ranges (PCR/TPH)														
C6 - C8		1,410	**545**	10,000	**10,000**									
C9 - C16		2,240	**1,330**	10,000	**10,000**	<252	<252	<252	<304	<252	<432	<252	<252	<252
C17 - C35		10,000	**10,000**	10,000	**10,000**									
VOCs														
Benzene		0.704	**0.279**	**9.210**	42.200	DL	DL	DL	DL	DL	DL	DL	DL	DL
Toluene		1,440	**705**	10,000	**10,000**	DL	DL	DL	DL	DL	DL	DL	DL	DL
Ethylbenzene		709	**298**	**8,240**	10,000	DL	DL	DL	DL	DL	DL	DL	DL	DL
Xylenes (Total)		95.0	**36.8**	**1,230.0**	10,000.0	DL	DL	DL	DL	DL	DL	DL	DL	DL
BTEX														
BTEX		-	-	-	-	DL	DL	DL	DL	DL	DL	DL	DL	DL

Kennedy Town Comprehensive Development Area
Previous Testing Results

Chemical		Risk-based Remediation Goals for Soil				Depth (m below ground level)								
		Urban Residential	Rural Residential	Industrial	Public Parks	0.5	1.5	3.0	4.5	6.0	7.5	9.0	10.5	12.0
		(mg/kg)	(mg/kg)	(mg/kg)	(mg/kg)	Grid 6 - BH89								
Metals														
Arsenic	As	22.1	**21.8**	196.0	**73.5**									
Barium	Ba	10,000	**10,000**	10,000	**10,000**									
Cadmium	Cd	73.8	**72.8**	653.0	**245.0**									
Cobalt	Co	1,480	**1,460**	10,000	**4,900**									
Chromium VI	Cr(VI)	221	**218**	1,960	**735**									
Copper	Cu	2,950	**2,910**	10,000	**9,790**									
Molybdenum	Mo	369	**364**	3,260	**1,220**									
Nickel	Ni	1,480	**1,460**	10,000	**4,900**									
Lead	Pb	258	**255**	2,290	**857**	28	46	56	20	FA	FA	FA	FA	FA
Tin	Sn	10,000	**10,000**	10,000	**10,000**									
Zinc	Zn	10,000	**10,000**	10,000	**10,000**									
Mercury	Hg	11.00	**6.52**	**38.40**	45.60									
SVOCs (PAH)														
Naphthalene		182.0	**85.6**	**453.0**	914.0									
Acenaphthylene		2,340	**1,510**	10,000	**10,000**									
Acenaphthene		3,510	**3,280**	10,000	**10,000**									
Fluorene		2,380	**2,250**	10,000	**7,450**									
Phenanthrene		10,000	**10,000**	10,000	**10,000**									
Anthracene		10,000	**10,000**	10,000	**10,000**									
Fluoranthene		2,400	**2,270**	10,000	**7,620**									
Pyrene		1,800	**1,710**	10,000	**5,720**									
Chrysene		**871**	919	**1,140**	1,540									
Benzo(a)anthracene		12.0	**11.4**	91.8	**38.3**									
Benzo(b)fluoranthene		**9.88**	10.1	**17.8**	20.4									
Benzo(k)fluoranthene		120	**114**	918	**383**									
Dibenzo(a,h)anthracene		1.20	**1.14**	9.18	**3.83**									
Indeno(1,2,3-cd)pyrene		12.0	**11.4**	91.8	**38.3**									
Benzo(g,h,i)perylene		1,800	**1,710**	10,000	**5,740**									
Benzo(a)pyrene		1.20	**1.14**	9.18	**3.83**									
Petroleum Carbon Ranges (PCR/TPH)														
C6 - C8		1,410	**545**	10,000	**10,000**									
C9 - C16		2,240	**1,330**	10,000	**10,000**									
C17 - C35		10,000	**10,000**	10,000	**10,000**									
VOCs														
Benzene		0.704	**0.279**	**9.210**	42.200									
Toluene		1,440	**705**	10,000	**10,000**									
Ethylbenzene		709	**298**	**8,240**	10,000									
Xylenes (Total)		95.0	**36.8**	**1,230.0**	10,000.0									
BTEX														
BTEX		-	-	-	-									

Chemical		Risk-based Remediation Goals for Soil				Depth (m below ground level)								
		Urban Residential	Rural Residential	Industrial	Public Parks	0.5	1.5	3.0	4.5	6.0	7.5	9.0	10.5	12.0
		(mg/kg)	(mg/kg)	(mg/kg)	(mg/kg)	Grid 6 - BH90								
Metals														
Arsenic	As	22.1	**21.8**	196.0	**73.5**									
Barium	Ba	10,000	**10,000**	10,000	**10,000**									
Cadmium	Cd	73.8	**72.8**	653.0	**245.0**									
Cobalt	Co	1,480	**1,460**	10,000	**4,900**									
Chromium VI	Cr(VI)	221	**218**	1,960	**735**									
Copper	Cu	2,950	**2,910**	10,000	**9,790**									
Molybdenum	Mo	369	**364**	3,260	**1,220**									
Nickel	Ni	1,480	**1,460**	10,000	**4,900**									
Lead	Pb	258	**255**	2,290	**857**									
Tin	Sn	10,000	**10,000**	10,000	**10,000**									
Zinc	Zn	10,000	**10,000**	10,000	**10,000**									
Mercury	Hg	11.00	**6.52**	**38.40**	45.60									
SVOCs (PAH)														
Naphthalene		182.0	**85.6**	**453.0**	914.0	0.5	0.5	0.5	DL	DL	DL	DL	DL	DL
Acenaphthylene		2,340	**1,510**	10,000	**10,000**	DL	DL		DL	DL	DL	DL	DL	DL
Acenaphthene		3,510	**3,280**	10,000	**10,000**	DL	DL		DL	DL	DL	DL	DL	DL
Fluorene		2,380	**2,250**	10,000	**7,450**	DL	DL		DL	DL	DL	DL	DL	DL
Phenanthrene		10,000	**10,000**	10,000	**10,000**	0.5	0.5	0.5	DL	DL	DL	DL	DL	DL
Anthracene		10,000	**10,000**	10,000	**10,000**	0.5	0.5	0.5	DL	DL	DL	DL	DL	DL
Fluoranthene		2,400	**2,270**	10,000	**7,620**	0.5	0.5	4.8	DL	DL	DL	DL	0.18	DL
Pyrene		1,800	**1,710**	10,000	**5,720**	0.5	0.5	4	DL	DL	DL	DL	0.25	DL
Chrysene		**871**	919	**1,140**	1,540	DL	DL		DL	DL	DL	DL	DL	DL
Benzo(a)anthracene		12.0	**11.4**	91.8	**38.3**	DL	DL		DL	DL	DL	DL	DL	DL
Benzo(b)fluoranthene		**9.88**	10.1	**17.8**	20.4	DL	DL		DL	DL	DL	DL	DL	DL
Benzo(k)fluoranthene		120	**114**	918	**383**	DL	DL		DL	DL	DL	DL	DL	DL
Dibenzo(a,h)anthracene		1.20	**1.14**	9.18	**3.83**	DL	DL		DL	DL	DL	DL	DL	DL
Indeno(1,2,3-cd)pyrene		12.0	**11.4**	91.8	**38.3**	DL	DL		DL	DL	DL	DL	DL	DL
Benzo(g,h,i)perylene		1,800	**1,710**	10,000	**5,740**	DL	DL		DL	DL	DL	DL	DL	DL
Benzo(a)pyrene		1.20	**1.14**	9.18	**3.83**	0.5	0.5	**1.8**	DL	DL	DL	DL	DL	DL
Petroleum Carbon Ranges (PCR/TPH)														
C6 - C8		1,410	**545**	10,000	**10,000**									
C9 - C16		2,240	**1,330**	10,000	**10,000**									
C17 - C35		10,000	**10,000**	10,000	**10,000**									
VOCs														
Benzene		0.704	**0.279**	**9.210**	42.200									
Toluene		1,440	**705**	10,000	**10,000**									
Ethylbenzene		709	**298**	**8,240**	10,000									
Xylenes (Total)		95.0	**36.8**	**1,230.0**	10,000.0									
BTEX														
BTEX		-	-	-	-									

Kennedy Town Comprehensive Development Area
Previous Testing Results

Chemical		Risk-based Remediation Goals for Soil				Depth (m below ground level)								
		Urban Residential	Rural Residential	Industrial	Public Parks	13.5								
		(mg/kg)	(mg/kg)	(mg/kg)	(mg/kg)	Grid 6 - BH90								
Metals														
Arsenic	As	22.1	**21.8**	196.0	**73.5**									
Barium	Ba	10,000	**10,000**	10,000	**10,000**									
Cadmium	Cd	73.8	**72.8**	653.0	**245.0**									
Cobalt	Co	1,480	**1,460**	10,000	**4,900**									
Chromium VI	Cr(VI)	221	**218**	1,960	**735**									
Copper	Cu	2,950	**2,910**	10,000	**9,790**									
Molybdenum	Mo	369	**364**	3,260	**1,220**									
Nickel	Ni	1,480	**1,460**	10,000	**4,900**									
Lead	Pb	258	**255**	2,290	**857**									
Tin	Sn	10,000	**10,000**	10,000	**10,000**									
Zinc	Zn	10,000	**10,000**	10,000	**10,000**									
Mercury	Hg	11.00	**6.52**	**38.40**	45.60									
SVOCs (PAH)														
Naphthalene		182.0	**85.6**	**453.0**	914.0	DL								
Acenaphthylene		2,340	**1,510**	10,000	**10,000**	DL								
Acenaphthene		3,510	**3,280**	10,000	**10,000**	DL								
Fluorene		2,380	**2,250**	10,000	**7,450**	DL								
Phenanthrene		10,000	**10,000**	10,000	**10,000**	DL								
Anthracene		10,000	**10,000**	10,000	**10,000**	DL								
Fluoranthene		2,400	**2,270**	10,000	**7,620**	DL								
Pyrene		1,800	**1,710**	10,000	**5,720**	DL								
Chrysene		**871**	919	**1,140**	1,540	DL								
Benzo(a)anthracene		12.0	**11.4**	91.8	**38.3**	DL								
Benzo(b)fluoranthene		**9.88**	10.1	**17.8**	20.4	DL								
Benzo(k)fluoranthene		120	**114**	918	**383**	DL								
Dibenzo(a,h)anthracene		1.20	**1.14**	9.18	**3.83**	DL								
Indeno(1,2,3-cd)pyrene		12.0	**11.4**	91.8	**38.3**	DL								
Benzo(g,h,i)perylene		1,800	**1,710**	10,000	**5,740**	DL								
Benzo(a)pyrene		1.20	**1.14**	9.18	**3.83**	DL								
Petroleum Carbon Ranges (PCR/TPH)														
C6 - C8		1,410	**545**	10,000	**10,000**									
C9 - C16		2,240	**1,330**	10,000	**10,000**									
C17 - C35		10,000	**10,000**	10,000	**10,000**									
VOCs														
Benzene		0.704	**0.279**	**9.210**	42.200									
Toluene		1,440	**705**	10,000	**10,000**									
Ethylbenzene		709	**298**	**8,240**	10,000									
Xylenes (Total)		95.0	**36.8**	**1,230.0**	10,000.0									
BTEX														
BTEX		-	-	-	-									

Chemical		Risk-based Remediation Goals for Soil				Depth (m below ground level)								
		Urban Residential	Rural Residential	Industrial	Public Parks	0.5	1.5	3.0	4.5	6.0	7.5	9.0	10.5	12.0
		(mg/kg)	(mg/kg)	(mg/kg)	(mg/kg)	Grid 6 - BH100								
Metals														
Arsenic	As	22.1	**21.8**	196.0	**73.5**	NS				NS				NS
Barium	Ba	10,000	**10,000**	10,000	**10,000**	NS				NS				NS
Cadmium	Cd	73.8	**72.8**	653.0	**245.0**	NS				NS				NS
Cobalt	Co	1,480	**1,460**	10,000	**4,900**	NS				NS				NS
Chromium VI	Cr(VI)	221	**218**	1,960	**735**	NS				NS				NS
Copper	Cu	2,950	**2,910**	10,000	**9,790**	NS				NS				NS
Molybdenum	Mo	369	**364**	3,260	**1,220**	NS				NS				NS
Nickel	Ni	1,480	**1,460**	10,000	**4,900**	NS				NS				NS
Lead	Pb	258	**255**	2,290	**857**	NS	73	FA	FA	NS	FA	FA	FA	NS
Tin	Sn	10,000	**10,000**	10,000	**10,000**	NS				NS				NS
Zinc	Zn	10,000	**10,000**	10,000	**10,000**	NS				NS				NS
Mercury	Hg	11.00	**6.52**	**38.40**	45.60	NS				NS				NS
SVOCs (PAH)														
Naphthalene		182.0	**85.6**	**453.0**	914.0	NS				NS				NS
Acenaphthylene		2,340	**1,510**	10,000	**10,000**	NS				NS				NS
Acenaphthene		3,510	**3,280**	10,000	**10,000**	NS				NS				NS
Fluorene		2,380	**2,250**	10,000	**7,450**	NS				NS				NS
Phenanthrene		10,000	**10,000**	10,000	**10,000**	NS				NS				NS
Anthracene		10,000	**10,000**	10,000	**10,000**	NS				NS				NS
Fluoranthene		2,400	**2,270**	10,000	**7,620**	NS				NS				NS
Pyrene		1,800	**1,710**	10,000	**5,720**	NS				NS				NS
Chrysene		**871**	919	**1,140**	1,540	NS				NS				NS
Benzo(a)anthracene		12.0	**11.4**	91.8	**38.3**	NS				NS				NS
Benzo(b)fluoranthene		**9.88**	10.1	**17.8**	20.4	NS				NS				NS
Benzo(k)fluoranthene		120	**114**	918	**383**	NS				NS				NS
Dibenzo(a,h)anthracene		1.20	**1.14**	9.18	**3.83**	NS				NS				NS
Indeno(1,2,3-cd)pyrene		12.0	**11.4**	91.8	**38.3**	NS				NS				NS
Benzo(g,h,i)perylene		1,800	**1,710**	10,000	**5,740**	NS				NS				NS
Benzo(a)pyrene		1.20	**1.14**	9.18	**3.83**	NS				NS				NS
Petroleum Carbon Ranges (PCR/TPH)														
C6 - C8		1,410	**545**	10,000	**10,000**	NS				NS				NS
C9 - C16		2,240	**1,330**	10,000	**10,000**	NS				NS				NS
C17 - C35		10,000	**10,000**	10,000	**10,000**	NS				NS				NS
VOCs														
Benzene		0.704	**0.279**	**9.210**	42.200	NS				NS				NS
Toluene		1,440	**705**	10,000	**10,000**	NS				NS				NS
Ethylbenzene		709	**298**	**8,240**	10,000	NS				NS				NS
Xylenes (Total)		95.0	**36.8**	**1,230.0**	10,000.0	NS				NS				NS
BTEX														
BTEX		-	-	-	-	NS				NS				NS

Kennedy Town Comprehensive Development Area
Previous Testing Results

Chemical		Risk-based Remediation Goals for Soil				Depth (m below ground level)								
		Urban Residential	Rural Residential	Industrial	Public Parks	0.5	1.5	3.0	4.5	6.0	7.5	9.0	10.5	12.0
		(mg/kg)	(mg/kg)	(mg/kg)	(mg/kg)	Grid 7R - BH31								
Metals														
Arsenic	As	22.1	**21.8**	196.0	73.5								NS	NS
Barium	Ba	10,000	**10,000**	10,000	10,000								NS	NS
Cadmium	Cd	73.8	**72.8**	653.0	245.0								NS	NS
Cobalt	Co	1,480	**1,460**	10,000	4,900								NS	NS
Chromium VI	Cr(VI)	221	**218**	1,960	735								NS	NS
Copper	Cu	2,950	**2,910**	10,000	9,790			FA	FA	FA	FA	FA	NS	NS
Molybdenum	Mo	369	**364**	3,260	1,220								NS	NS
Nickel	Ni	1,480	**1,460**	10,000	4,900								NS	NS
Lead	Pb	258	**255**	2,290	857	238	29	FA	FA	FA	FA	FA	NS	NS
Tin	Sn	10,000	**10,000**	10,000	10,000								NS	NS
Zinc	Zn	10,000	**10,000**	10,000	10,000								NS	NS
Mercury	Hg	11.00	**6.52**	38.40	45.60								NS	NS
SVOCs (PAH)														
Naphthalene		182.0	**85.6**	453.0	914.0			FA	FA	FA	FA	FA	NS	NS
Acenaphthylene		2,340	**1,510**	10,000	10,000			FA	FA	FA	FA	FA	NS	NS
Acenaphthene		3,510	**3,280**	10,000	10,000			FA	FA	FA	FA	FA	NS	NS
Fluorene		2,380	**2,250**	10,000	7,450			FA	FA	FA	FA	FA	NS	NS
Phenanthrene		10,000	**10,000**	10,000	10,000			FA	FA	FA	FA	FA	NS	NS
Anthracene		10,000	**10,000**	10,000	10,000			FA	FA	FA	FA	FA	NS	NS
Fluoranthene		2,400	**2,270**	10,000	7,620			FA	FA	FA	FA	FA	NS	NS
Pyrene		1,800	**1,710**	10,000	5,720			FA	FA	FA	FA	FA	NS	NS
Chrysene		**871**	919	1,140	1,540			FA	FA	FA	FA	FA	NS	NS
Benzo(a)anthracene		12.0	**11.4**	91.8	38.3			FA	FA	FA	FA	FA	NS	NS
Benzo(b)fluoranthene		**9.88**	10.1	17.8	20.4			FA	FA	FA	FA	FA	NS	NS
Benzo(k)fluoranthene		120	**114**	918	383			FA	FA	FA	FA	FA	NS	NS
Dibenzo(a,h)anthracene		1.20	**1.14**	9.18	3.83			FA	FA	FA	FA	FA	NS	NS
Indeno(1,2,3-cd)pyrene		12.0	**11.4**	91.8	38.3			FA	FA	FA	FA	FA	NS	NS
Benzo(g,h,i)perylene		1,800	**1,710**	10,000	5,740			FA	FA	FA	FA	FA	NS	NS
Benzo(a)pyrene		1.20	**1.14**	9.18	3.83			FA	FA	FA	FA	FA	NS	NS
Petroleum Carbon Ranges (PCR/TPH)														
C6 - C8		1,410	**545**	10,000	10,000			FA	FA	FA	FA	FA	NS	NS
C9 - C16		2,240	**1,330**	10,000	10,000			FA	FA	FA	FA	FA	NS	NS
C17 - C35		10,000	**10,000**	10,000	10,000			FA	FA	FA	FA	FA	NS	NS
VOCs														
Benzene		0.704	**0.279**	9.210	42.200								NS	NS
Toluene		1,440	**705**	10,000	10,000								NS	NS
Ethylbenzene		709	**298**	8,240	10,000								NS	NS
Xylenes (Total)		95.0	**36.8**	1,230.0	10,000.0								NS	NS
BTEX														
BTEX		-	-	-	-								NS	NS

Chemical		Risk-based Remediation Goals for Soil				Depth (m below ground level)								
		Urban Residential	Rural Residential	Industrial	Public Parks	0.5	1.5	3.0	4.5	6.0	7.5	9.0	10.5	12.0
		(mg/kg)	(mg/kg)	(mg/kg)	(mg/kg)	Grid 7R - BH32								
Metals														
Arsenic	As	22.1	**21.8**	196.0	73.5	NA	NA	NA	NA	NA	NA	2.7	NS	NS
Barium	Ba	10,000	**10,000**	10,000	10,000	NA	NA	NA	NA	NA	NA	14	NS	NS
Cadmium	Cd	73.8	**72.8**	653.0	245.0	NA	NA	NA	NA	NA	NA	0.6	NS	NS
Cobalt	Co	1,480	**1,460**	10,000	4,900	NA	NA	NA	NA	NA	NA	3.7	NS	NS
Chromium VI	Cr(VI)	221	**218**	1,960	735	NA	NA	NA	NA	NA	NA	6.7	NS	NS
Copper	Cu	2,950	**2,910**	10,000	9,790	NA	NA	NA	NA	NA	NA	5.8	NS	NS
Molybdenum	Mo	369	**364**	3,260	1,220	NA	NA	NA	NA	NA	NA	DL	NS	NS
Nickel	Ni	1,480	**1,460**	10,000	4,900	NA	NA	NA	NA	NA	NA	5.1	NS	NS
Lead	Pb	258	**255**	2,290	857	NA	NA	NA	NA	NA	NA	19	NS	NS
Tin	Sn	10,000	**10,000**	10,000	10,000	NA	NA	NA	NA	NA	NA	2.1	NS	NS
Zinc	Zn	10,000	**10,000**	10,000	10,000	NA	NA	NA	NA	NA	NA	62	NS	NS
Mercury	Hg	11.00	**6.52**	38.40	45.60	NA	NA	NA	NA	NA	NA	0.04	NS	NS
SVOCs (PAH)														
Naphthalene		182.0	**85.6**	453.0	914.0	NA	NA	NA	NA	NA	NA	DL	NS	NS
Acenaphthylene		2,340	**1,510**	10,000	10,000	NA	NA	NA	NA	NA	NA	DL	NS	NS
Acenaphthene		3,510	**3,280**	10,000	10,000	NA	NA	NA	NA	NA	NA	DL	NS	NS
Fluorene		2,380	**2,250**	10,000	7,450	NA	NA	NA	NA	NA	NA	DL	NS	NS
Phenanthrene		10,000	**10,000**	10,000	10,000	NA	NA	NA	NA	NA	NA	DL	NS	NS
Anthracene		10,000	**10,000**	10,000	10,000	NA	NA	NA	NA	NA	NA	DL	NS	NS
Fluoranthene		2,400	**2,270**	10,000	7,620	NA	NA	NA	NA	NA	NA	DL	NS	NS
Pyrene		1,800	**1,710**	10,000	5,720	NA	NA	NA	NA	NA	NA	DL	NS	NS
Chrysene		**871**	919	1,140	1,540	NA	NA	NA	NA	NA	NA	DL	NS	NS
Benzo(a)anthracene		12.0	**11.4**	91.8	38.3	NA	NA	NA	NA	NA	NA	DL	NS	NS
Benzo(b)fluoranthene		**9.88**	10.1	17.8	20.4	NA	NA	NA	NA	NA	NA	DL	NS	NS
Benzo(k)fluoranthene		120	**114**	918	383	NA	NA	NA	NA	NA	NA	DL	NS	NS
Dibenzo(a,h)anthracene		1.20	**1.14**	9.18	3.83	NA	NA	NA	NA	NA	NA	DL	NS	NS
Indeno(1,2,3-cd)pyrene		12.0	**11.4**	91.8	38.3	NA	NA	NA	NA	NA	NA	DL	NS	NS
Benzo(g,h,i)perylene		1,800	**1,710**	10,000	5,740	NA	NA	NA	NA	NA	NA	DL	NS	NS
Benzo(a)pyrene		1.20	**1.14**	9.18	3.83	NA	NA	NA	NA	NA	NA	DL	NS	NS
Petroleum Carbon Ranges (PCR/TPH)														
C6 - C8		1,410	**545**	10,000	10,000	NA	NA	NA	NA	NA	NA	<252	NS	NS
C9 - C16		2,240	**1,330**	10,000	10,000	NA	NA	NA	NA	NA	NA		NS	NS
C17 - C35		10,000	**10,000**	10,000	10,000	NA	NA	NA	NA	NA	NA		NS	NS
VOCs														
Benzene		0.704	**0.279**	9.210	42.200	NA	NA	NA	NA	NA	NA	DL	NS	NS
Toluene		1,440	**705**	10,000	10,000	NA	NA	NA	NA	NA	NA	DL	NS	NS
Ethylbenzene		709	**298**	8,240	10,000	NA	NA	NA	NA	NA	NA	DL	NS	NS
Xylenes (Total)		95.0	**36.8**	1,230.0	10,000.0	NA	NA	NA	NA	NA	NA	DL	NS	NS
BTEX														
BTEX		-	-	-	-	NA	NA	NA	NA	NA	NA	DL	NS	NS

Kennedy Town Comprehensive Development Area
Previous Testing Results

Chemical		Risk-based Remediation Goals for Soil				Depth (m below ground level)								
		Urban Residential	Rural Residential	Industrial	Public Parks	0.5	1.5	3.0	4.5	6.0	7.5	9.0	10.5	12.0
		(mg/kg)	(mg/kg)	(mg/kg)	(mg/kg)	Grid 7R - BH33								
Metals														
Arsenic	As	22.1	**21.8**	196.0	73.5									
Barium	Ba	10,000	**10,000**	10,000	10,000									
Cadmium	Cd	73.8	**72.8**	653.0	245.0	NA	NA	NA	1.5	0.1	0.1	FA	NS	NS
Cobalt	Co	1,480	**1,460**	10,000	4,900									
Chromium VI	Cr(VI)	221	**218**	1,960	735									
Copper	Cu	2,950	**2,910**	10,000	9,790	NS	NS	NS	230	12	15	FA	NS	NS
Molybdenum	Mo	369	**364**	3,260	1,220									
Nickel	Ni	1,480	**1,460**	10,000	4,900									
Lead	**Pb**	258	**255**	2,290	857	NS	NS	NS	**560**	160	130	FA	NS	NS
Tin	Sn	10,000	**10,000**	10,000	10,000									
Zinc	Zn	10,000	**10,000**	10,000	10,000	NS	NS	NS	1200	150	210	FA	NS	NS
Mercury	Hg	11.00	**6.52**	38.40	45.60	NS	NS	NS	2.01	1.11	0.2	FA	NS	NS
SVOCs (PAH)														
Naphthalene		182.0	**85.6**	453.0	914.0									
Acenaphthylene		2,340	**1,510**	10,000	10,000									
Acenaphthene		3,510	**3,280**	10,000	10,000									
Fluorene		2,380	**2,250**	10,000	7,450									
Phenanthrene		10,000	**10,000**	10,000	10,000									
Anthracene		10,000	**10,000**	10,000	10,000									
Fluoranthene		2,400	**2,270**	10,000	7,620									
Pyrene		1,800	**1,710**	10,000	5,720									
Chrysene		**871**	919	1,140	1,540									
Benzo(a)anthracene		12.0	**11.4**	91.8	38.3									
Benzo(b)fluoranthene		**9.88**	10.1	17.8	20.4									
Benzo(k)fluoranthene		120	**114**	918	383									
Dibenzo(a,h)anthracene		1.20	**1.14**	9.18	3.83									
Indeno(1,2,3-cd)pyrene		12.0	**11.4**	91.8	38.3									
Benzo(g,h,i)perylene		1,800	**1,710**	10,000	5,740									
Benzo(a)pyrene		1.20	**1.14**	9.18	3.83									
Petroleum Carbon Ranges (PCR/TPH)														
C6 - C8		1,410	**545**	10,000	10,000	NS	NS	NS	<252	<252	<252	<252	NS	NS
C9 - C16		2,240	**1,330**	10,000	10,000	NS	NS	NS					NS	NS
C17 - C35		10,000	**10,000**	10,000	10,000	NS	NS	NS					NS	NS
VOCs														
Benzene		0.704	**0.279**	9.210	42.200				DL	DL	DL	DL	DL	DL
Toluene		1,440	**705**	10,000	10,000				DL	DL	DL	DL	DL	DL
Ethylbenzene		709	**298**	8,240	10,000				DL	DL	DL	DL	DL	DL
Xylenes (Total)		95.0	**36.8**	1,230.0	10,000.0				DL	DL	DL	DL	DL	DL
BTEX														
BTEX		-	-	-	-				DL	DL	DL	DL	DL	DL

Chemical		Risk-based Remediation Goals for Soil				Depth (m below ground level)								
		Urban Residential	Rural Residential	Industrial	Public Parks	0.5	1.5	3.0	4.5	6.0	7.5	9.0	10.5	12.0
		(mg/kg)	(mg/kg)	(mg/kg)	(mg/kg)	Grid 7R - BH37								
Metals														
Arsenic	As	22.1	**21.8**	196.0	73.5								NS	
Barium	Ba	10,000	**10,000**	10,000	10,000								NS	
Cadmium	Cd	73.8	**72.8**	653.0	245.0								NS	
Cobalt	Co	1,480	**1,460**	10,000	4,900								NS	
Chromium VI	Cr(VI)	221	**218**	1,960	735								NS	
Copper	Cu	2,950	**2,910**	10,000	9,790	FA	FA	FA	FA	FA	NS	FA	FA	
Molybdenum	Mo	369	**364**	3,260	1,220								NS	
Nickel	Ni	1,480	**1,460**	10,000	4,900								NS	
Lead	Pb	258	**255**	2,290	857	FA	FA	FA	85	FA	NS	FA	FA	
Tin	Sn	10,000	**10,000**	10,000	10,000								NS	
Zinc	Zn	10,000	**10,000**	10,000	10,000								NS	
Mercury	Hg	11.00	**6.52**	38.40	45.60								NS	
SVOCs (PAH)														
Naphthalene		182.0	**85.6**	453.0	914.0	FA	FA	FA	FA	FA	NS	FA	FA	
Acenaphthylene		2,340	**1,510**	10,000	10,000	FA	FA	FA	FA	FA	NS	FA	FA	
Acenaphthene		3,510	**3,280**	10,000	10,000	FA	FA	FA	FA	FA	NS	FA	FA	
Fluorene		2,380	**2,250**	10,000	7,450	FA	FA	FA	FA	FA	NS	FA	FA	
Phenanthrene		10,000	**10,000**	10,000	10,000	FA	FA	FA	FA	FA	NS	FA	FA	
Anthracene		10,000	**10,000**	10,000	10,000	FA	FA	FA	FA	FA	NS	FA	FA	
Fluoranthene		2,400	**2,270**	10,000	7,620	FA	FA	FA	FA	FA	NS	FA	FA	
Pyrene		1,800	**1,710**	10,000	5,720	FA	FA	FA	FA	FA	NS	FA	FA	
Chrysene		**871**	919	1,140	1,540	FA	FA	FA	FA	FA	NS	FA	FA	
Benzo(a)anthracene		12.0	**11.4**	91.8	38.3	FA	FA	FA	FA	FA	NS	FA	FA	
Benzo(b)fluoranthene		**9.88**	10.1	17.8	20.4	FA	FA	FA	FA	FA	NS	FA	FA	
Benzo(k)fluoranthene		120	**114**	918	383	FA	FA	FA	FA	FA	NS	FA	FA	
Dibenzo(a,h)anthracene		1.20	**1.14**	9.18	3.83	FA	FA	FA	FA	FA	NS	FA	FA	
Indeno(1,2,3-cd)pyrene		12.0	**11.4**	91.8	38.3	FA	FA	FA	FA	FA	NS	FA	FA	
Benzo(g,h,i)perylene		1,800	**1,710**	10,000	5,740	FA	FA	FA	FA	FA	NS	FA	FA	
Benzo(a)pyrene		1.20	**1.14**	9.18	3.83	FA	FA	FA	FA	FA	NS	FA	FA	
Petroleum Carbon Ranges (PCR/TPH)														
C6 - C8		1,410	**545**	10,000	10,000	FA	FA	FA	FA	FA	NS	FA	FA	
C9 - C16		2,240	**1,330**	10,000	10,000	FA	FA	FA	FA	FA	NS	FA	FA	
C17 - C35		10,000	**10,000**	10,000	10,000	FA	FA	FA	FA	FA	NS	FA	FA	
VOCs														
Benzene		0.704	**0.279**	9.210	42.200								NS	
Toluene		1,440	**705**	10,000	10,000								NS	
Ethylbenzene		709	**298**	8,240	10,000								NS	
Xylenes (Total)		95.0	**36.8**	1,230.0	10,000.0								NS	
BTEX														
BTEX		-	-	-	-								NS	

Kennedy Town Comprehensive Development Area
Previous Testing Results

Chemical		Risk-based Remediation Goals for Soil				Depth (m below ground level)								
		Urban Residential	Rural Residential	Industrial	Public Parks	0.5	1.5	3.0	4.5	6.0	7.5	9.0	10.5	12.0
		(mg/kg)	(mg/kg)	(mg/kg)	(mg/kg)	Grid 8R - BH10								
Metals														
Arsenic	As	22.1	**21.8**	196.0	73.5						NS	NS	NS	NS
Barium	Ba	10,000	**10,000**	10,000	10,000						NS	NS	NS	NS
Cadmium	Cd	73.8	**72.8**	653.0	245.0						NS	NS	NS	NS
Cobalt	Co	1,480	**1,460**	10,000	4,900						NS	NS	NS	NS
Chromium VI	Cr(VI)	221	**218**	1,960	735						NS	NS	NS	NS
Copper	Cu	2,950	**2,910**	10,000	9,790	15.7	17.9	372	20	FA	NS	NS	NS	NS
Molybdenum	Mo	369	**364**	3,260	1,220						NS	NS	NS	NS
Nickel	Ni	1,480	**1,460**	10,000	4,900						NS	NS	NS	NS
Lead	**Pb**	258	**255**	2,290	857	111	64.3	**763**	96	FA	NS	NS	NS	NS
Tin	Sn	10,000	**10,000**	10,000	10,000						NS	NS	NS	NS
Zinc	Zn	10,000	**10,000**	10,000	10,000						NS	NS	NS	NS
Mercury	Hg	11.00	**6.52**	38.40	45.60						NS	NS	NS	NS
SVOCs (PAH)														
Naphthalene		182.0	**85.6**	453.0	914.0	0.5	0.5	0.5	DL	FA	NS	NS	NS	NS
Acenaphthylene		2,340	**1,510**	10,000	10,000				DL	FA	NS	NS	NS	NS
Acenaphthene		3,510	**3,280**	10,000	10,000				DL	FA	NS	NS	NS	NS
Fluorene		2,380	**2,250**	10,000	7,450				DL	FA	NS	NS	NS	NS
Phenanthrene		10,000	**10,000**	10,000	10,000	0.5	0.5	0.5	DL	FA	NS	NS	NS	NS
Anthracene		10,000	**10,000**	10,000	10,000	0.5	0.5	0.5	DL	FA	NS	NS	NS	NS
Fluoranthene		2,400	**2,270**	10,000	7,620	0.5	0.5	1.4	DL	FA	NS	NS	NS	NS
Pyrene		1,800	**1,710**	10,000	5,720	0.5	0.5	2.1	DL	FA	NS	NS	NS	NS
Chrysene		**871**	919	1,140	1,540				DL	FA	NS	NS	NS	NS
Benzo(a)anthracene		12.0	**11.4**	91.8	38.3				DL	FA	NS	NS	NS	NS
Benzo(b)fluoranthene		**9.88**	10.1	17.8	20.4				DL	FA	NS	NS	NS	NS
Benzo(k)fluoranthene		120	**114**	918	383				DL	FA	NS	NS	NS	NS
Dibenzo(a,h)anthracene		1.20	**1.14**	9.18	3.83				DL	FA	NS	NS	NS	NS
Indeno(1,2,3-cd)pyrene		12.0	**11.4**	91.8	38.3				DL	FA	NS	NS	NS	NS
Benzo(g,h,i)perylene		1,800	**1,710**	10,000	5,740				DL	FA	NS	NS	NS	NS
Benzo(a)pyrene		1.20	**1.14**	9.18	3.83	0.5	0.5	**1.9**	DL	FA	NS	NS	NS	NS
Petroleum Carbon Ranges (PCR/TPH)														
C6 - C8		1,410	**545**	10,000	10,000						NS	NS	NS	NS
C9 - C16		2,240	**1,330**	10,000	10,000						NS	NS	NS	NS
C17 - C35		10,000	**10,000**	10,000	10,000						NS	NS	NS	NS
VOCs														
Benzene		0.704	**0.279**	9.210	42.200						NS	NS	NS	NS
Toluene		1,440	**705**	10,000	10,000						NS	NS	NS	NS
Ethylbenzene		709	**298**	8,240	10,000						NS	NS	NS	NS
Xylenes (Total)		95.0	**36.8**	1,230.0	10,000.0						NS	NS	NS	NS
BTEX														
BTEX		-	-	-	-						NS	NS	NS	NS

Chemical		Risk-based Remediation Goals for Soil				Depth (m below ground level)								
		Urban Residential	Rural Residential	Industrial	Public Parks	0.5	1.5	3.0	4.5	6.0	7.5	9.0	10.5	12.0
		(mg/kg)	(mg/kg)	(mg/kg)	(mg/kg)	Grid 8R - BH11								
Metals														
Arsenic	As	22.1	**21.8**	196.0	73.5								NS	NS
Barium	Ba	10,000	**10,000**	10,000	10,000								NS	NS
Cadmium	Cd	73.8	**72.8**	653.0	245.0								NS	NS
Cobalt	Co	1,480	**1,460**	10,000	4,900								NS	NS
Chromium VI	Cr(VI)	221	**218**	1,960	735								NS	NS
Copper	Cu	2,950	**2,910**	10,000	9,790	2	5	9	92	8.11	FA	FA	NS	NS
Molybdenum	Mo	369	**364**	3,260	1,220								NS	NS
Nickel	Ni	1,480	**1,460**	10,000	4,900								NS	NS
Lead	**Pb**	258	**255**	2,290	857	119	144	53	**3150**	14.8	FA	FA	NS	NS
Tin	Sn	10,000	**10,000**	10,000	10,000								NS	NS
Zinc	Zn	10,000	**10,000**	10,000	10,000	FA	FA	FA	FA	FA	FA	FA	NS	NS
Mercury	Hg	11.00	**6.52**	38.40	45.60	FA	FA	FA	FA	FA	FA	FA	NS	NS
SVOCs (PAH)														
Naphthalene		182.0	**85.6**	453.0	914.0	DL	DL	DL	DL	FA	FA	FA	NS	NS
Acenaphthylene		2,340	**1,510**	10,000	10,000	DL	DL	DL	DL	FA	FA	FA	NS	NS
Acenaphthene		3,510	**3,280**	10,000	10,000	DL	DL	DL	DL	FA	FA	FA	NS	NS
Fluorene		2,380	**2,250**	10,000	7,450	DL	DL	DL	DL	FA	FA	FA	NS	NS
Phenanthrene		10,000	**10,000**	10,000	10,000	DL	DL	DL	0.7	FA	FA	FA	NS	NS
Anthracene		10,000	**10,000**	10,000	10,000	DL	DL	DL	DL	FA	FA	FA	NS	NS
Fluoranthene		2,400	**2,270**	10,000	7,620	DL	DL	DL	DL	FA	FA	FA	NS	NS
Pyrene		1,800	**1,710**	10,000	5,720	DL	DL	DL	0.7	FA	FA	FA	NS	NS
Chrysene		**871**	919	1,140	1,540	DL	DL	DL	0.6	FA	FA	FA	NS	NS
Benzo(a)anthracene		12.0	**11.4**	91.8	38.3	DL	DL	DL	DL	FA	FA	FA	NS	NS
Benzo(b)fluoranthene		**9.88**	10.1	17.8	20.4	DL	DL	DL	1	FA	FA	FA	NS	NS
Benzo(k)fluoranthene		120	**114**	918	383	DL	DL	DL		FA	FA	FA	NS	NS
Dibenzo(a,h)anthracene		1.20	**1.14**	9.18	3.83	DL	DL	DL	DL	FA	FA	FA	NS	NS
Indeno(1,2,3-cd)pyrene		12.0	**11.4**	91.8	38.3	DL	DL	DL	1.7	FA	FA	FA	NS	NS
Benzo(g,h,i)perylene		1,800	**1,710**	10,000	5,740	DL	DL	DL	1.4	FA	FA	FA	NS	NS
Benzo(a)pyrene		1.20	**1.14**	9.18	3.83	DL	DL	DL	**1.2**	FA	FA	FA	NS	NS
Petroleum Carbon Ranges (PCR/TPH)														
C6 - C8		1,410	**545**	10,000	10,000					FA	FA	FA	NS	NS
C9 - C16		2,240	**1,330**	10,000	10,000	<252	<490	**<2556**	**6068**	FA	FA	FA	NS	NS
C17 - C35		10,000	**10,000**	10,000	10,000					FA	FA	FA	NS	NS
VOCs														
Benzene		0.704	**0.279**	9.210	42.200								NS	NS
Toluene		1,440	**705**	10,000	10,000								NS	NS
Ethylbenzene		709	**298**	8,240	10,000								NS	NS
Xylenes (Total)		95.0	**36.8**	1,230.0	10,000.0								NS	NS
BTEX														
BTEX		-	-	-	-								NS	NS

Kennedy Town Comprehensive Development Area
Previous Testing Results

Chemical		Risk-based Remediation Goals for Soil				Depth (m below ground level)								
		Urban Residential	Rural Residential	Industrial	Public Parks	0.5	1.5	3.0	4.5	6.0	7.5	9.0	10.5	12.0
		(mg/kg)	(mg/kg)	(mg/kg)	(mg/kg)	Grid 8R - BH15								
Metals														
Arsenic	As	22.1	**21.8**	196.0	73.5									
Barium	Ba	10,000	**10,000**	10,000	10,000									
Cadmium	Cd	73.8	**72.8**	653.0	245.0									
Cobalt	Co	1,480	**1,460**	10,000	4,900									
Chromium VI	Cr(VI)	221	**218**	1,960	735									
Copper	Cu	2,950	**2,910**	10,000	9,790	56	66	86	26	FA	FA	FA	FA	FA
Molybdenum	Mo	369	**364**	3,260	1,220									
Nickel	Ni	1,480	**1,460**	10,000	4,900									
Lead	**Pb**	258	**255**	2,290	857	229	**373**	250	107	FA	FA	FA	FA	FA
Tin	Sn	10,000	**10,000**	10,000	10,000									
Zinc	Zn	10,000	**10,000**	10,000	10,000									
Mercury	Hg	11.00	**6.52**	38.40	45.60									
SVOCs (PAH)														
Naphthalene		182.0	**85.6**	453.0	914.0	DL	DL	DL	DL	FA	FA	FA	FA	FA
Acenaphthylene		2,340	**1,510**	10,000	10,000	DL	DL	DL	DL	FA	FA	FA	FA	FA
Acenaphthene		3,510	**3,280**	10,000	10,000	DL	DL	DL	DL	FA	FA	FA	FA	FA
Fluorene		2,380	**2,250**	10,000	7,450	DL	DL	DL	DL	FA	FA	FA	FA	FA
Phenanthrene		10,000	**10,000**	10,000	10,000	DL	DL	DL	DL	FA	FA	FA	FA	FA
Anthracene		10,000	**10,000**	10,000	10,000	DL	DL	DL	DL	FA	FA	FA	FA	FA
Fluoranthene		2,400	**2,270**	10,000	7,620	1.1	DL	DL	1	FA	FA	FA	FA	FA
Pyrene		1,800	**1,710**	10,000	5,720	1.3	DL	DL	1.4	FA	FA	FA	FA	FA
Chrysene		**871**	919	1,140	1,540	0.7	DL	DL	0.7	FA	FA	FA	FA	FA
Benzo(a)anthracene		12.0	**11.4**	91.8	38.3	0.7	DL	DL	0.5	FA	FA	FA	FA	FA
Benzo(b)fluoranthene		**9.88**	10.1	17.8	20.4	1	DL	DL	1	FA	FA	FA	FA	FA
Benzo(k)fluoranthene		120	**114**	918	383		DL	DL		FA	FA	FA	FA	FA
Dibenzo(a,h)anthracene		1.20	**1.14**	9.18	3.83	DL	DL	DL	DL	FA	FA	FA	FA	FA
Indeno(1,2,3-cd)pyrene		12.0	**11.4**	91.8	38.3	0.8	DL	0.6	1.1	FA	FA	FA	FA	FA
Benzo(g,h,i)perylene		1,800	**1,710**	10,000	5,740	DL	DL	DL	0.8	FA	FA	FA	FA	FA
Benzo(a)pyrene		1.20	**1.14**	9.18	3.83	0.9	DL	0.5	0.9	FA	FA	FA	FA	FA
Petroleum Carbon Ranges (PCR/TPH)														
C6 - C8		1,410	**545**	10,000	10,000									
C9 - C16		2,240	**1,330**	10,000	10,000									
C17 - C35		10,000	**10,000**	10,000	10,000									
VOCs														
Benzene		0.704	**0.279**	9.210	42.200									
Toluene		1,440	**705**	10,000	10,000									
Ethylbenzene		709	**298**	8,240	10,000									
Xylenes (Total)		95.0	**36.8**	1,230.0	10,000.0									
BTEX														
BTEX		-	-	-	-									

Chemical		Risk-based Remediation Goals for Soil				Depth (m below ground level)								
		Urban Residential	Rural Residential	Industrial	Public Parks	0.5	1.5	3.0	4.5	6.0	7.5	9.0	10.5	12.0
		(mg/kg)	(mg/kg)	(mg/kg)	(mg/kg)	Grid 8R - BH16								
Metals														
Arsenic	As	22.1	**21.8**	196.0	73.5						NS	NS	NS	NS
Barium	Ba	10,000	**10,000**	10,000	10,000						NS	NS	NS	NS
Cadmium	Cd	73.8	**72.8**	653.0	245.0						NS	NS	NS	NS
Cobalt	Co	1,480	**1,460**	10,000	4,900						NS	NS	NS	NS
Chromium VI	Cr(VI)	221	**218**	1,960	735						NS	NS	NS	NS
Copper	Cu	2,950	**2,910**	10,000	9,790	NA	7	2.7	77	FA	NS	NS	NS	NS
Molybdenum	Mo	369	**364**	3,260	1,220						NS	NS	NS	NS
Nickel	Ni	1,480	**1,460**	10,000	4,900						NS	NS	NS	NS
Lead	Pb	258	**255**	2,290	857	NA	65	45	110	FA	NS	NS	NS	NS
Tin	Sn	10,000	**10,000**	10,000	10,000						NS	NS	NS	NS
Zinc	Zn	10,000	**10,000**	10,000	10,000						NS	NS	NS	NS
Mercury	**Hg**	11.00	**6.52**	38.40	45.60	**7.64**	**226**				NS	NS	NS	NS
SVOCs (PAH)														
Naphthalene		182.0	**85.6**	453.0	914.0	NA	FA	FA	FA	FA	NS	NS	NS	NS
Acenaphthylene		2,340	**1,510**	10,000	10,000	NA	FA	FA	FA	FA	NS	NS	NS	NS
Acenaphthene		3,510	**3,280**	10,000	10,000	NA	FA	FA	FA	FA	NS	NS	NS	NS
Fluorene		2,380	**2,250**	10,000	7,450	NA	FA	FA	FA	FA	NS	NS	NS	NS
Phenanthrene		10,000	**10,000**	10,000	10,000	NA	FA	FA	FA	FA	NS	NS	NS	NS
Anthracene		10,000	**10,000**	10,000	10,000	NA	FA	FA	FA	FA	NS	NS	NS	NS
Fluoranthene		2,400	**2,270**	10,000	7,620	NA	FA	FA	FA	FA	NS	NS	NS	NS
Pyrene		1,800	**1,710**	10,000	5,720	NA	FA	FA	FA	FA	NS	NS	NS	NS
Chrysene		**871**	919	1,140	1,540	NA	FA	FA	FA	FA	NS	NS	NS	NS
Benzo(a)anthracene		12.0	**11.4**	91.8	38.3	NA	FA	FA	FA	FA	NS	NS	NS	NS
Benzo(b)fluoranthene		**9.88**	10.1	17.8	20.4	NA	FA	FA	FA	FA	NS	NS	NS	NS
Benzo(k)fluoranthene		120	**114**	918	383	NA	FA	FA	FA	FA	NS	NS	NS	NS
Dibenzo(a,h)anthracene		1.20	**1.14**	9.18	3.83	NA	FA	FA	FA	FA	NS	NS	NS	NS
Indeno(1,2,3-cd)pyrene		12.0	**11.4**	91.8	38.3	NA	FA	FA	FA	FA	NS	NS	NS	NS
Benzo(g,h,i)perylene		1,800	**1,710**	10,000	5,740	NA	FA	FA	FA	FA	NS	NS	NS	NS
Benzo(a)pyrene		1.20	**1.14**	9.18	3.83	NA	FA	FA	FA	FA	NS	NS	NS	NS
Petroleum Carbon Ranges (PCR/TPH)														
C6 - C8		1,410	**545**	10,000	10,000						NS	NS	NS	NS
C9 - C16		2,240	**1,330**	10,000	10,000	<252	<253				NS	NS	NS	NS
C17 - C35		10,000	**10,000**	10,000	10,000						NS	NS	NS	NS
VOCs														
Benzene		0.704	**0.279**	9.210	42.200	DL	DL				NS	NS	NS	NS
Toluene		1,440	**705**	10,000	10,000	DL	DL				NS	NS	NS	NS
Ethylbenzene		709	**298**	8,240	10,000	DL	DL				NS	NS	NS	NS
Xylenes (Total)		95.0	**36.8**	1,230.0	10,000.0	DL	DL				NS	NS	NS	NS
BTEX														
BTEX		-	-	-	-	DL	DL				NS	NS	NS	NS

Kennedy Town Comprehensive Development Area
Previous Testing Results

Chemical		Risk-based Remediation Goals for Soil				Depth (m below ground level)								
		Urban Residential	Rural Residential	Industrial	Public Parks	0.5	1.5	3.0	4.5	6.0	7.5	9.0	10.5	12.0
		(mg/kg)	(mg/kg)	(mg/kg)	(mg/kg)	Grid 8R - BH30								
Metals														
Arsenic	As	22.1	**21.8**	196.0	73.5						NS			NS
Barium	Ba	10,000	**10,000**	10,000	10,000						NS			NS
Cadmium	Cd	73.8	**72.8**	653.0	245.0						NS			NS
Cobalt	Co	1,480	**1,460**	10,000	4,900						NS			NS
Chromium VI	Cr(VI)	221	**218**	1,960	735						NS			NS
Copper	Cu	2,950	**2,910**	10,000	9,790			FA	FA	FA	FA	FA	FA	NS
Molybdenum	Mo	369	**364**	3,260	1,220						NS			NS
Nickel	Ni	1,480	**1,460**	10,000	4,900						NS			NS
Lead	**Pb**	258	**255**	2,290	857	**521**	117	FA	FA	FA	FA	FA	FA	NS
Tin	Sn	10,000	**10,000**	10,000	10,000						NS			NS
Zinc	Zn	10,000	**10,000**	10,000	10,000						NS			NS
Mercury	Hg	11.00	**6.52**	38.40	45.60						NS			NS
SVOCs (PAH)														
Naphthalene		182.0	**85.6**	453.0	914.0			FA	FA	FA	FA	FA	FA	NS
Acenaphthylene		2,340	**1,510**	10,000	10,000			FA	FA	FA	FA	FA	FA	NS
Acenaphthene		3,510	**3,280**	10,000	10,000			FA	FA	FA	FA	FA	FA	NS
Fluorene		2,380	**2,250**	10,000	7,450			FA	FA	FA	FA	FA	FA	NS
Phenanthrene		10,000	**10,000**	10,000	10,000			FA	FA	FA	FA	FA	FA	NS
Anthracene		10,000	**10,000**	10,000	10,000			FA	FA	FA	FA	FA	FA	NS
Fluoranthene		2,400	**2,270**	10,000	7,620			FA	FA	FA	FA	FA	FA	NS
Pyrene		1,800	**1,710**	10,000	5,720			FA	FA	FA	FA	FA	FA	NS
Chrysene		**871**	919	1,140	1,540			FA	FA	FA	FA	FA	FA	NS
Benzo(a)anthracene		12.0	**11.4**	91.8	38.3			FA	FA	FA	FA	FA	FA	NS
Benzo(b)fluoranthene		**9.88**	10.1	17.8	20.4			FA	FA	FA	FA	FA	FA	NS
Benzo(k)fluoranthene		120	**114**	918	383			FA	FA	FA	FA	FA	FA	NS
Dibenzo(a,h)anthracene		1.20	**1.14**	9.18	3.83			FA	FA	FA	FA	FA	FA	NS
Indeno(1,2,3-cd)pyrene		12.0	**11.4**	91.8	38.3			FA	FA	FA	FA	FA	FA	NS
Benzo(g,h,i)perylene		1,800	**1,710**	10,000	5,740			FA	FA	FA	FA	FA	FA	NS
Benzo(a)pyrene		1.20	**1.14**	9.18	3.83			FA	FA	FA	FA	FA	FA	NS
Petroleum Carbon Ranges (PCR/TPH)														
C6 - C8		1,410	**545**	10,000	10,000			FA	FA	FA	FA	FA	FA	NS
C9 - C16		2,240	**1,330**	10,000	10,000			FA	FA	FA	FA	FA	FA	NS
C17 - C35		10,000	**10,000**	10,000	10,000			FA	FA	FA	FA	FA	FA	NS
VOCs														
Benzene		0.704	**0.279**	9.210	42.200									NS
Toluene		1,440	**705**	10,000	10,000									NS
Ethylbenzene		709	**298**	8,240	10,000									NS
Xylenes (Total)		95.0	**36.8**	1,230.0	10,000.0									NS
BTEX														
BTEX		-	-	-	-									NS

Chemical		Risk-based Remediation Goals for Soil				Depth (m below ground level)								
		Urban Residential	Rural Residential	Industrial	Public Parks	0.5	1.5	3.0	4.5	6.0	7.5	9.0	10.5	12.0
		(mg/kg)	(mg/kg)	(mg/kg)	(mg/kg)	Grid 9 - BH54								
Metals														
Arsenic	As	22.1	21.8	196.0	**73.5**									
Barium	Ba	10,000	10,000	10,000	**10,000**									
Cadmium	Cd	73.8	72.8	653.0	**245.0**									
Cobalt	Co	1,480	1,460	10,000	**4,900**									
Chromium VI	Cr(VI)	221	218	1,960	**735**									
Copper	Cu	2,950	2,910	10,000	**9,790**									
Molybdenum	Mo	369	364	3,260	**1,220**									
Nickel	Ni	1,480	1,460	10,000	**4,900**									
Lead	Pb	258	255	2,290	**857**									
Tin	Sn	10,000	10,000	10,000	**10,000**									
Zinc	Zn	10,000	10,000	10,000	**10,000**									
Mercury	Hg	11.00	6.52	**38.40**	45.60									DL
SVOCs (PAH)														
Naphthalene		182.0	85.6	**453.0**	914.0									
Acenaphthylene		2,340	1,510	10,000	**10,000**									
Acenaphthene		3,510	3,280	10,000	**10,000**									
Fluorene		2,380	2,250	10,000	**7,450**									
Phenanthrene		10,000	10,000	10,000	**10,000**									
Anthracene		10,000	10,000	10,000	**10,000**									
Fluoranthene		2,400	2,270	10,000	**7,620**									
Pyrene		1,800	1,710	10,000	**5,720**									
Chrysene		871	919	**1,140**	1,540									
Benzo(a)anthracene		12.0	11.4	91.8	**38.3**									
Benzo(b)fluoranthene		9.88	10.1	**17.8**	20.4									
Benzo(k)fluoranthene		120	114	918	**383**									
Dibenzo(a,h)anthracene		1.20	1.14	9.18	**3.83**									
Indeno(1,2,3-cd)pyrene		12.0	11.4	91.8	**38.3**									
Benzo(g,h,i)perylene		1,800	1,710	10,000	**5,740**									
Benzo(a)pyrene		1.20	1.14	9.18	**3.83**									
Petroleum Carbon Ranges (PCR/TPH)														
C6 - C8		1,410	545	10,000	**10,000**									<252
C9 - C16		2,240	1,330	10,000	**10,000**									
C17 - C35		10,000	10,000	10,000	**10,000**									
VOCs														
Benzene		0.704	0.279	**9.210**	42.200									DL
Toluene		1,440	705	10,000	**10,000**									DL
Ethylbenzene		709	298	**8,240**	10,000									DL
Xylenes (Total)		95.0	36.8	**1,230.0**	10,000.0									DL
BTEX														
BTEX		-	-	-	-									DL

Kennedy Town Comprehensive Development Area
Previous Testing Results

Chemical		Risk-based Remediation Goals for Soil				Depth (m below ground level)								
		Urban Residential	Rural Residential	Industrial	Public Parks	0.5	1.5	3.0	4.5	6.0	7.5	9.0	10.5	12.0
		(mg/kg)	(mg/kg)	(mg/kg)	(mg/kg)	Grid 9 - BH62								
Metals														
Arsenic	As	22.1	21.8	196.0	**73.5**				NS					
Barium	Ba	10,000	10,000	10,000	**10,000**				NS					
Cadmium	Cd	73.8	72.8	653.0	**245.0**				NS					
Cobalt	Co	1,480	1,460	10,000	**4,900**				NS					
Chromium VI	Cr(VI)	221	218	1,960	**735**				NS					
Copper	Cu	2,950	2,910	10,000	**9,790**				NS					
Molybdenum	Mo	369	364	3,260	**1,220**				NS					
Nickel	Ni	1,480	1,460	10,000	**4,900**				NS					
Lead	**Pb**	258	255	2,290	**857**	**2190**	107	53	NS	30.1	FA	FA	FA	FA
Tin	Sn	10,000	10,000	10,000	**10,000**				NS					
Zinc	Zn	10,000	10,000	10,000	**10,000**	1690	168	59	NS	40	FA	FA	FA	FA
Mercury	Hg	11.00	6.52	**38.40**	45.60	0.17	0.47	DL	NS	0.96	FA	FA	FA	FA
SVOCs (PAH)														
Naphthalene		182.0	85.6	**453.0**	914.0				NS					
Acenaphthylene		2,340	1,510	10,000	**10,000**				NS					
Acenaphthene		3,510	3,280	10,000	**10,000**				NS					
Fluorene		2,380	2,250	10,000	**7,450**				NS					
Phenanthrene		10,000	10,000	10,000	**10,000**				NS					
Anthracene		10,000	10,000	10,000	**10,000**				NS					
Fluoranthene		2,400	2,270	10,000	**7,620**				NS					
Pyrene		1,800	1,710	10,000	**5,720**				NS					
Chrysene		871	919	**1,140**	1,540				NS					
Benzo(a)anthracene		12.0	11.4	91.8	**38.3**				NS					
Benzo(b)fluoranthene		9.88	10.1	**17.8**	20.4				NS					
Benzo(k)fluoranthene		120	114	918	**383**				NS					
Dibenzo(a,h)anthracene		1.20	1.14	9.18	**3.83**				NS					
Indeno(1,2,3-cd)pyrene		12.0	11.4	91.8	**38.3**				NS					
Benzo(g,h,i)perylene		1,800	1,710	10,000	**5,740**				NS					
Benzo(a)pyrene		1.20	1.14	9.18	**3.83**				NS					
Petroleum Carbon Ranges (PCR/TPH)														
C6 - C8		1,410	545	10,000	**10,000**				NS					
C9 - C16		2,240	1,330	10,000	**10,000**				NS					
C17 - C35		10,000	10,000	10,000	**10,000**				NS					
VOCs														
Benzene		0.704	0.279	**9.210**	42.200				NS					
Toluene		1,440	705	10,000	**10,000**				NS					
Ethylbenzene		709	298	**8,240**	10,000				NS					
Xylenes (Total)		95.0	36.8	**1,230.0**	10,000.0				NS					
BTEX														
BTEX		-	-	-	**-**				NS					

Chemical		Risk-based Remediation Goals for Soil				Depth (m below ground level)								
		Urban Residential	Rural Residential	Industrial	Public Parks	0.5	1.5	3.0	4.5	6.0	7.5	9.0	10.5	12.0
		(mg/kg)	(mg/kg)	(mg/kg)	(mg/kg)	Grid 9 - BH63								
Metals														
Arsenic	As	22.1	21.8	196.0	**73.5**									
Barium	Ba	10,000	10,000	10,000	**10,000**									
Cadmium	Cd	73.8	72.8	653.0	**245.0**									
Cobalt	Co	1,480	1,460	10,000	**4,900**									
Chromium VI	Cr(VI)	221	218	1,960	**735**									
Copper	Cu	2,950	2,910	10,000	**9,790**									
Molybdenum	Mo	369	364	3,260	**1,220**									
Nickel	Ni	1,480	1,460	10,000	**4,900**									
Lead	Pb	258	255	2,290	**857**	32	41	13	NS	20.6	FA	FA	FA	FA
Tin	Sn	10,000	10,000	10,000	**10,000**									
Zinc	Zn	10,000	10,000	10,000	**10,000**	58	42	30	NS	25.8	FA	FA	FA	FA
Mercury	Hg	11.00	6.52	**38.40**	45.60	0.13	0.34	0.05	NS	0.1	FA	FA	FA	FA
SVOCs (PAH)														
Naphthalene		182.0	85.6	**453.0**	914.0									
Acenaphthylene		2,340	1,510	10,000	**10,000**									
Acenaphthene		3,510	3,280	10,000	**10,000**									
Fluorene		2,380	2,250	10,000	**7,450**									
Phenanthrene		10,000	10,000	10,000	**10,000**									
Anthracene		10,000	10,000	10,000	**10,000**									
Fluoranthene		2,400	2,270	10,000	**7,620**									
Pyrene		1,800	1,710	10,000	**5,720**									
Chrysene		871	919	**1,140**	1,540									
Benzo(a)anthracene		12.0	11.4	91.8	**38.3**									
Benzo(b)fluoranthene		9.88	10.1	**17.8**	20.4									
Benzo(k)fluoranthene		120	114	918	**383**									
Dibenzo(a,h)anthracene		1.20	1.14	9.18	**3.83**									
Indeno(1,2,3-cd)pyrene		12.0	11.4	91.8	**38.3**									
Benzo(g,h,i)perylene		1,800	1,710	10,000	**5,740**									
Benzo(a)pyrene		1.20	1.14	9.18	**3.83**									
Petroleum Carbon Ranges (PCR/TPH)														
C6 - C8		1,410	545	10,000	**10,000**									
C9 - C16		2,240	1,330	10,000	**10,000**									
C17 - C35		10,000	10,000	10,000	**10,000**									
VOCs														
Benzene		0.704	0.279	**9.210**	42.200									
Toluene		1,440	705	10,000	**10,000**									
Ethylbenzene		709	298	**8,240**	10,000									
Xylenes (Total)		95.0	36.8	**1,230.0**	10,000.0									
BTEX														
BTEX		-	-	-	**-**									

Kennedy Town Comprehensive Development Area
Previous Testing Results

Chemical		Risk-based Remediation Goals for Soil				Depth (m below ground level)								
		Urban Residential	Rural Residential	Industrial	Public Parks	0.5	1.5	3.0	4.5	6.0	7.5	9.0	10.5	12.0
		(mg/kg)	(mg/kg)	(mg/kg)	(mg/kg)	Grid 9 - BH64								
Metals														
Arsenic	As	22.1	21.8	196.0	**73.5**							NS	NS	
Barium	Ba	10,000	10,000	10,000	**10,000**							NS	NS	
Cadmium	Cd	73.8	72.8	653.0	**245.0**							NS	NS	
Cobalt	Co	1,480	1,460	10,000	**4,900**							NS	NS	
Chromium VI	Cr(VI)	221	218	1,960	**735**							NS	NS	
Copper	Cu	2,950	2,910	10,000	**9,790**							NS	NS	
Molybdenum	Mo	369	364	3,260	**1,220**							NS	NS	
Nickel	Ni	1,480	1,460	10,000	**4,900**							NS	NS	
Lead	Pb	258	255	2,290	**857**	23	400	71	13	FA	FA	NS	NS	FA
Tin	Sn	10,000	10,000	10,000	**10,000**							NS	NS	
Zinc	Zn	10,000	10,000	10,000	**10,000**	53	73	98	21	FA	FA	NS	NS	FA
Mercury	Hg	11.00	6.52	**38.40**	45.60	0.05	DL	0.58	DL	FA	FA	NS	NS	FA
SVOCs (PAH)														
Naphthalene		182.0	85.6	**453.0**	914.0							NS	NS	
Acenaphthylene		2,340	1,510	10,000	**10,000**							NS	NS	
Acenaphthene		3,510	3,280	10,000	**10,000**							NS	NS	
Fluorene		2,380	2,250	10,000	**7,450**							NS	NS	
Phenanthrene		10,000	10,000	10,000	**10,000**							NS	NS	
Anthracene		10,000	10,000	10,000	**10,000**							NS	NS	
Fluoranthene		2,400	2,270	10,000	**7,620**							NS	NS	
Pyrene		1,800	1,710	10,000	**5,720**							NS	NS	
Chrysene		871	919	**1,140**	1,540							NS	NS	
Benzo(a)anthracene		12.0	11.4	91.8	**38.3**							NS	NS	
Benzo(b)fluoranthene		9.88	10.1	**17.8**	20.4							NS	NS	
Benzo(k)fluoranthene		120	114	918	**383**							NS	NS	
Dibenzo(a,h)anthracene		1.20	1.14	9.18	**3.83**							NS	NS	
Indeno(1,2,3-cd)pyrene		12.0	11.4	91.8	**38.3**							NS	NS	
Benzo(g,h,i)perylene		1,800	1,710	10,000	**5,740**							NS	NS	
Benzo(a)pyrene		1.20	1.14	9.18	**3.83**							NS	NS	
Petroleum Carbon Ranges (PCR/TPH)														
C6 - C8		1,410	545	10,000	**10,000**							NS	NS	
C9 - C16		2,240	1,330	10,000	**10,000**							NS	NS	
C17 - C35		10,000	10,000	10,000	**10,000**							NS	NS	
VOCs														
Benzene		0.704	0.279	**9.210**	42.200							NS	NS	
Toluene		1,440	705	10,000	**10,000**							NS	NS	
Ethylbenzene		709	298	**8,240**	10,000							NS	NS	
Xylenes (Total)		95.0	36.8	**1,230.0**	10,000.0							NS	NS	
BTEX														
BTEX		-	-	-	**-**							NS	NS	

Chemical		Risk-based Remediation Goals for Soil				Depth (m below ground level)								
		Urban Residential	Rural Residential	Industrial	Public Parks	0.5	1.5	3.0	4.5	6.0	7.5	9.0	10.5	12.0
		(mg/kg)	(mg/kg)	(mg/kg)	(mg/kg)	Grid 9 - BH66								
Metals														
Arsenic	As	22.1	21.8	196.0	**73.5**		NS	NS	NS	NS	NS	NS	NS	NS
Barium	Ba	10,000	10,000	10,000	**10,000**		NS	NS	NS	NS	NS	NS	NS	NS
Cadmium	Cd	73.8	72.8	653.0	**245.0**		NS	NS	NS	NS	NS	NS	NS	NS
Cobalt	Co	1,480	1,460	10,000	**4,900**		NS	NS	NS	NS	NS	NS	NS	NS
Chromium VI	Cr(VI)	221	218	1,960	**735**		NS	NS	NS	NS	NS	NS	NS	NS
Copper	Cu	2,950	2,910	10,000	**9,790**		NS	NS	NS	NS	NS	NS	NS	NS
Molybdenum	Mo	369	364	3,260	**1,220**		NS	NS	NS	NS	NS	NS	NS	NS
Nickel	Ni	1,480	1,460	10,000	**4,900**		NS	NS	NS	NS	NS	NS	NS	NS
Lead	Pb	258	255	2,290	**857**	128	NS	NS	NS	NS	NS	NS	NS	NS
Tin	Sn	10,000	10,000	10,000	**10,000**		NS	NS	NS	NS	NS	NS	NS	NS
Zinc	Zn	10,000	10,000	10,000	**10,000**	235	NS	NS	NS	NS	NS	NS	NS	NS
Mercury	Hg	11.00	6.52	**38.40**	45.60	0.13	NS	NS	NS	NS	NS	NS	NS	NS
SVOCs (PAH)														
Naphthalene		182.0	85.6	**453.0**	914.0		NS	NS	NS	NS	NS	NS	NS	NS
Acenaphthylene		2,340	1,510	10,000	**10,000**		NS	NS	NS	NS	NS	NS	NS	NS
Acenaphthene		3,510	3,280	10,000	**10,000**		NS	NS	NS	NS	NS	NS	NS	NS
Fluorene		2,380	2,250	10,000	**7,450**		NS	NS	NS	NS	NS	NS	NS	NS
Phenanthrene		10,000	10,000	10,000	**10,000**		NS	NS	NS	NS	NS	NS	NS	NS
Anthracene		10,000	10,000	10,000	**10,000**		NS	NS	NS	NS	NS	NS	NS	NS
Fluoranthene		2,400	2,270	10,000	**7,620**		NS	NS	NS	NS	NS	NS	NS	NS
Pyrene		1,800	1,710	10,000	**5,720**		NS	NS	NS	NS	NS	NS	NS	NS
Chrysene		871	919	**1,140**	1,540		NS	NS	NS	NS	NS	NS	NS	NS
Benzo(a)anthracene		12.0	11.4	91.8	**38.3**		NS	NS	NS	NS	NS	NS	NS	NS
Benzo(b)fluoranthene		9.88	10.1	**17.8**	20.4		NS	NS	NS	NS	NS	NS	NS	NS
Benzo(k)fluoranthene		120	114	918	**383**		NS	NS	NS	NS	NS	NS	NS	NS
Dibenzo(a,h)anthracene		1.20	1.14	9.18	**3.83**		NS	NS	NS	NS	NS	NS	NS	NS
Indeno(1,2,3-cd)pyrene		12.0	11.4	91.8	**38.3**		NS	NS	NS	NS	NS	NS	NS	NS
Benzo(g,h,i)perylene		1,800	1,710	10,000	**5,740**		NS	NS	NS	NS	NS	NS	NS	NS
Benzo(a)pyrene		1.20	1.14	9.18	**3.83**		NS	NS	NS	NS	NS	NS	NS	NS
Petroleum Carbon Ranges (PCR/TPH)														
C6 - C8		1,410	545	10,000	**10,000**		NS	NS	NS	NS	NS	NS	NS	NS
C9 - C16		2,240	1,330	10,000	**10,000**		NS	NS	NS	NS	NS	NS	NS	NS
C17 - C35		10,000	10,000	10,000	**10,000**		NS	NS	NS	NS	NS	NS	NS	NS
VOCs														
Benzene		0.704	0.279	**9.210**	42.200		NS	NS	NS	NS	NS	NS	NS	NS
Toluene		1,440	705	10,000	**10,000**		NS	NS	NS	NS	NS	NS	NS	NS
Ethylbenzene		709	298	**8,240**	10,000		NS	NS	NS	NS	NS	NS	NS	NS
Xylenes (Total)		95.0	36.8	**1,230.0**	10,000.0		NS	NS	NS	NS	NS	NS	NS	NS
BTEX														
BTEX		-	-	-	**-**		NS	NS	NS	NS	NS	NS	NS	NS

Kennedy Town Comprehensive Development Area
Previous Testing Results

Chemical		Risk-based Remediation Goals for Soil				Depth (m below ground level)								
		Urban Residential	Rural Residential	Industrial	Public Parks	0.5	1.5	3.0	4.5	6.0	7.5	9.0	10.5	12.0
		(mg/kg)	(mg/kg)	(mg/kg)	(mg/kg)	Grid 9 - BH68								
Metals														
Arsenic	As	22.1	21.8	196.0	**73.5**	NS	9.1	**41**	NS	3.1	2.6	2.2	10	6.6
Barium	Ba	10,000	10,000	10,000	**10,000**	NS	110	21	NS	20	140	25	82	71
Cadmium	Cd	73.8	72.8	653.0	**245.0**	NS	1	0.05	NS	0.07	0.2	0.1	0.2	0.2
Cobalt	Co	1,480	1,460	10,000	**4,900**	NS	56	2.1	NS	1.6	10	1.5	6.4	2.5
Chromium VI	Cr(VI)	221	218	1,960	**735**	NS	59	7.5	NS	4.5	27	5.9	12	7.8
Copper	Cu	2,950	2,910	10,000	**9,790**	NS	1100	7.5	NS	9	24	7.4	18	20
Molybdenum	Mo	369	364	3,260	**1,220**	NS	6.7	1.7	NS	1.9	DL	0.9	1	0.6
Nickel	Ni	1,480	1,460	10,000	**4,900**	NS	27	2	NS	4	17	4.3	57	3.7
Lead	Pb	258	255	2,290	**857**	NS	66	43	NS	20	62	18	57	86
Tin	Sn	10,000	10,000	10,000	**10,000**	NS	17	2.3	NS	1.4	5.5	1.4	10	18
Zinc	Zn	10,000	10,000	10,000	**10,000**	NS	670	21	NS	16	79	30	69	110
Mercury	Hg	11.00	6.52	**38.40**	45.60	NS	0.3	0.08	NS	0.03	IS	IS	IS	IS
SVOCs (PAH)														
Naphthalene		182.0	85.6	**453.0**	914.0	NS	DL	DL	NS	DL	DL	DL	DL	DL
Acenaphthylene		2,340	1,510	10,000	**10,000**	NS	DL	DL	NS	DL	DL	DL	DL	DL
Acenaphthene		3,510	3,280	10,000	**10,000**	NS	DL	DL	NS	DL	DL	DL	DL	DL
Fluorene		2,380	2,250	10,000	**7,450**	NS	DL	DL	NS	DL	DL	DL	DL	DL
Phenanthrene		10,000	10,000	10,000	**10,000**	NS	DL	DL	NS	DL	0.19	DL	DL	DL
Anthracene		10,000	10,000	10,000	**10,000**	NS	DL	DL	NS	DL	0.077	DL	DL	DL
Fluoranthene		2,400	2,270	10,000	**7,620**	NS	DL	DL	NS	DL	0.3	DL	DL	DL
Pyrene		1,800	1,710	10,000	**5,720**	NS	DL	DL	NS	DL	0.42	DL	DL	DL
Chrysene		871	919	**1,140**	1,540	NS	DL	DL	NS	DL	DL	DL	DL	DL
Benzo(a)anthracene		12.0	11.4	91.8	**38.3**	NS	DL	DL	NS	DL	DL	DL	DL	DL
Benzo(b)fluoranthene		9.88	10.1	**17.8**	20.4	NS	DL	DL	NS	DL	DL	DL	DL	DL
Benzo(k)fluoranthene		120	114	918	**383**	NS	DL	DL	NS	DL	DL	DL	DL	DL
Dibenzo(a,h)anthracene		1.20	1.14	9.18	**3.83**	NS	DL	DL	NS	DL	DL	DL	DL	DL
Indeno(1,2,3-cd)pyrene		12.0	11.4	91.8	**38.3**	NS	DL	DL	NS	DL	DL	DL	DL	DL
Benzo(g,h,i)perylene		1,800	1,710	10,000	**5,740**	NS	DL	DL	NS	DL	DL	DL	DL	DL
Benzo(a)pyrene		1.20	1.14	9.18	**3.83**	NS	DL	DL	NS	DL	DL	DL	DL	DL
Petroleum Carbon Ranges (PCR/TPH)														
C6 - C8		1,410	545	10,000	**10,000**	NS	<252	<252	NS	<252	IS	IS	IS	IS
C9 - C16		2,240	1,330	10,000	**10,000**	NS			NS		IS	IS	IS	IS
C17 - C35		10,000	10,000	10,000	**10,000**	NS			NS		IS	IS	IS	IS
VOCs														
Benzene		0.704	0.279	**9.210**	42.200	NS	DL	DL	NS	DL	IS	IS	IS	IS
Toluene		1,440	705	10,000	**10,000**	NS	DL	DL	NS	DL	IS	IS	IS	IS
Ethylbenzene		709	298	**8,240**	10,000	NS	DL	DL	NS	DL	IS	IS	IS	IS
Xylenes (Total)		95.0	36.8	**1,230.0**	10,000.0	NS	DL	DL	NS	DL	IS	IS	IS	IS
BTEX														
BTEX		-	-	-	-	NS	DL	DL	NS	DL	IS	IS	IS	IS

Chemical		Risk-based Remediation Goals for Soil				Depth (m below ground level)								
		Urban Residential	Rural Residential	Industrial	Public Parks	13.5	15.0							
		(mg/kg)	(mg/kg)	(mg/kg)	(mg/kg)	Grid 9 - BH68								
Metals														
Arsenic	As	22.1	21.8	196.0	**73.5**	1.2	1.6							
Barium	Ba	10,000	10,000	10,000	**10,000**	29	80							
Cadmium	Cd	73.8	72.8	653.0	**245.0**	1	0.06							
Cobalt	Co	1,480	1,460	10,000	**4,900**	3	5.1							
Chromium VI	Cr(VI)	221	218	1,960	**735**	1.6	0.4							
Copper	Cu	2,950	2,910	10,000	**9,790**	0.9	0.5							
Molybdenum	Mo	369	364	3,260	**1,220**	DL	DL							
Nickel	Ni	1,480	1,460	10,000	**4,900**	3.3	1.3							
Lead	Pb	258	255	2,290	**857**	16	2.6							
Tin	Sn	10,000	10,000	10,000	**10,000**	1.2	53							
Zinc	Zn	10,000	10,000	10,000	**10,000**	120	1							
Mercury	Hg	11.00	6.52	**38.40**	45.60	IS	IS							
SVOCs (PAH)														
Naphthalene		182.0	85.6	**453.0**	914.0	DL	DL							
Acenaphthylene		2,340	1,510	10,000	**10,000**	DL	DL							
Acenaphthene		3,510	3,280	10,000	**10,000**	DL	DL							
Fluorene		2,380	2,250	10,000	**7,450**	DL	DL							
Phenanthrene		10,000	10,000	10,000	**10,000**	DL	DL							
Anthracene		10,000	10,000	10,000	**10,000**	DL	DL							
Fluoranthene		2,400	2,270	10,000	**7,620**	DL	DL							
Pyrene		1,800	1,710	10,000	**5,720**	DL	DL							
Chrysene		871	919	**1,140**	1,540	DL	DL							
Benzo(a)anthracene		12.0	11.4	91.8	**38.3**	DL	DL							
Benzo(b)fluoranthene		9.88	10.1	**17.8**	20.4	DL	DL							
Benzo(k)fluoranthene		120	114	918	**383**	DL	DL							
Dibenzo(a,h)anthracene		1.20	1.14	9.18	**3.83**	DL	DL							
Indeno(1,2,3-cd)pyrene		12.0	11.4	91.8	**38.3**	DL	DL							
Benzo(g,h,i)perylene		1,800	1,710	10,000	**5,740**	DL	DL							
Benzo(a)pyrene		1.20	1.14	9.18	**3.83**	DL	DL							
Petroleum Carbon Ranges (PCR/TPH)														
C6 - C8		1,410	545	10,000	**10,000**	IS	IS							
C9 - C16		2,240	1,330	10,000	**10,000**									
C17 - C35		10,000	10,000	10,000	**10,000**									
VOCs														
Benzene		0.704	0.279	**9.210**	42.200	IS	IS							
Toluene		1,440	705	10,000	**10,000**	IS	IS							
Ethylbenzene		709	298	**8,240**	10,000	IS	IS							
Xylenes (Total)		95.0	36.8	**1,230.0**	10,000.0	IS	IS							
BTEX														
BTEX		-	-	-	-	IS	IS							

Kennedy Town Comprehensive Development Area
Previous Testing Results

Chemical		Risk-based Remediation Goals for Soil				Depth (m below ground level)								
		Urban Residential	Rural Residential	Industrial	Public Parks	0.5	1.5	3.0	4.5	6.0	7.5	9.0	10.5	12.0
		(mg/kg)	(mg/kg)	(mg/kg)	(mg/kg)	Grid 10 - BH47								
Metals														
Arsenic	As	22.1	**21.8**	196.0	**73.5**									
Barium	Ba	10,000	**10,000**	10,000	**10,000**									
Cadmium	Cd	73.8	**72.8**	653.0	**245.0**									
Cobalt	Co	1,480	**1,460**	10,000	**4,900**									
Chromium VI	Cr(VI)	221	**218**	1,960	**735**									
Copper	Cu	2,950	**2,910**	10,000	**9,790**	956	273	298	216	34.1	FA	FA	NS	FA
Molybdenum	Mo	369	**364**	3,260	**1,220**									
Nickel	Ni	1,480	**1,460**	10,000	**4,900**									
Lead	**Pb**	258	**255**	2,290	**857**	**948**	**468**	**1450**	183	63.8	FA	FA	NS	FA
Tin	Sn	10,000	**10,000**	10,000	**10,000**									
Zinc	Zn	10,000	**10,000**	10,000	**10,000**	833	409	1980	356	91.6	FA	FA	NS	FA
Mercury	**Hg**	11.00	**6.52**	**38.40**	45.60	**6.76**	**18.6**	**7.09**	2.08	1.07	FA	FA	NS	FA
SVOCs (PAH)														
Naphthalene		182.0	**85.6**	**453.0**	914.0									
Acenaphthylene		2,340	**1,510**	10,000	**10,000**									
Acenaphthene		3,510	**3,280**	10,000	**10,000**									
Fluorene		2,380	**2,250**	10,000	**7,450**									
Phenanthrene		10,000	**10,000**	10,000	**10,000**									
Anthracene		10,000	**10,000**	10,000	**10,000**									
Fluoranthene		2,400	**2,270**	10,000	**7,620**									
Pyrene		1,800	**1,710**	10,000	**5,720**									
Chrysene		**871**	919	**1,140**	1,540									
Benzo(a)anthracene		12.0	**11.4**	91.8	**38.3**									
Benzo(b)fluoranthene		**9.88**	10.1	**17.8**	20.4									
Benzo(k)fluoranthene		120	**114**	918	**383**									
Dibenzo(a,h)anthracene		1.20	**1.14**	9.18	**3.83**									
Indeno(1,2,3-cd)pyrene		12.0	**11.4**	91.8	**38.3**									
Benzo(g,h,i)perylene		1,800	**1,710**	10,000	**5,740**									
Benzo(a)pyrene		1.20	**1.14**	9.18	**3.83**									
Petroleum Carbon Ranges (PCR/TPH)														
C6 - C8		1,410	**545**	10,000	**10,000**									
C9 - C16		2,240	**1,330**	10,000	**10,000**									
C17 - C35		10,000	**10,000**	10,000	**10,000**									
VOCs														
Benzene		0.704	**0.279**	**9.210**	42.200									
Toluene		1,440	**705**	10,000	**10,000**									
Ethylbenzene		709	**298**	**8,240**	10,000									
Xylenes (Total)		95.0	**36.8**	**1,230.0**	10,000.0									
BTEX														
BTEX		-	-	-	-									

Chemical		Risk-based Remediation Goals for Soil				Depth (m below ground level)								
		Urban Residential	Rural Residential	Industrial	Public Parks	0.5	1.5	3.0	4.5	6.0	7.5	9.0	10.5	12.0
		(mg/kg)	(mg/kg)	(mg/kg)	(mg/kg)	Grid 10 - BH48								
Metals														
Arsenic	As	22.1	**21.8**	196.0	**73.5**	18	9	20	8.3		FA	FA	FA	FA
Barium	Ba	10,000	**10,000**	10,000	**10,000**							NS	NS	
Cadmium	Cd	73.8	**72.8**	653.0	**245.0**	FA	FA	FA				FA	FA	
Cobalt	Co	1,480	**1,460**	10,000	**4,900**							NS	NS	
Chromium VI	Cr(VI)	221	**218**	1,960	**735**							NS	NS	
Copper	Cu	2,950	**2,910**	10,000	**9,790**	106	80	120	118	10.4	FA	FA	FA	FA
Molybdenum	Mo	369	**364**	3,260	**1,220**							NS	NS	
Nickel	Ni	1,480	**1,460**	10,000	**4,900**							NS	NS	
Lead	**Pb**	258	**255**	2,290	**857**	**2950**	**422**	**2030**	134	106	FA	FA	FA	FA
Tin	Sn	10,000	**10,000**	10,000	**10,000**							NS	NS	
Zinc	Zn	10,000	**10,000**	10,000	**10,000**	540	430	410	182	54.8	FA	FA	FA	FA
Mercury	**Hg**	11.00	**6.52**	**38.40**	45.60	**27.9**	**7.69**	**19.5**	0.4	DL	FA	FA	FA	FA
SVOCs (PAH)														
Naphthalene		182.0	**85.6**	**453.0**	914.0							NS	NS	
Acenaphthylene		2,340	**1,510**	10,000	**10,000**							NS	NS	
Acenaphthene		3,510	**3,280**	10,000	**10,000**							NS	NS	
Fluorene		2,380	**2,250**	10,000	**7,450**							NS	NS	
Phenanthrene		10,000	**10,000**	10,000	**10,000**							NS	NS	
Anthracene		10,000	**10,000**	10,000	**10,000**							NS	NS	
Fluoranthene		2,400	**2,270**	10,000	**7,620**							NS	NS	
Pyrene		1,800	**1,710**	10,000	**5,720**							NS	NS	
Chrysene		**871**	919	**1,140**	1,540							NS	NS	
Benzo(a)anthracene		12.0	**11.4**	91.8	**38.3**							NS	NS	
Benzo(b)fluoranthene		**9.88**	10.1	**17.8**	20.4							NS	NS	
Benzo(k)fluoranthene		120	**114**	918	**383**							NS	NS	
Dibenzo(a,h)anthracene		1.20	**1.14**	9.18	**3.83**							NS	NS	
Indeno(1,2,3-cd)pyrene		12.0	**11.4**	91.8	**38.3**							NS	NS	
Benzo(g,h,i)perylene		1,800	**1,710**	10,000	**5,740**							NS	NS	
Benzo(a)pyrene		1.20	**1.14**	9.18	**3.83**							NS	NS	
Petroleum Carbon Ranges (PCR/TPH)														
C6 - C8		1,410	**545**	10,000	**10,000**							NS	NS	
C9 - C16		2,240	**1,330**	10,000	**10,000**							NS	NS	
C17 - C35		10,000	**10,000**	10,000	**10,000**							NS	NS	
VOCs														
Benzene		0.704	**0.279**	**9.210**	42.200							NS	NS	
Toluene		1,440	**705**	10,000	**10,000**							NS	NS	
Ethylbenzene		709	**298**	**8,240**	10,000							NS	NS	
Xylenes (Total)		95.0	**36.8**	**1,230.0**	10,000.0							NS	NS	
BTEX														
BTEX		-	-	-	-							NS	NS	

Kennedy Town Comprehensive Development Area
Previous Testing Results

Chemical		Risk-based Remediation Goals for Soil				Depth (m below ground level)								
		Urban Residential	Rural Residential	Industrial	Public Parks	0.5	1.5	3.0	4.5	6.0	7.5	9.0	10.5	12.0
		(mg/kg)	(mg/kg)	(mg/kg)	(mg/kg)	Grid 10 - BH49								
Metals														
Arsenic	As	22.1	**21.8**	196.0	**73.5**	12	NS	37	NA	7.1	7.9	NA	2.2	5
Barium	Ba	10,000	**10,000**	10,000	**10,000**	110	NS	180	NA	240	190	NA	12	31
Cadmium	Cd	73.8	**72.8**	653.0	**245.0**	0.9	NS	0.3	NA	0.3	0.3	NA	0.06	0.6
Cobalt	Co	1,480	**1,460**	10,000	**4,900**	2.2	NS	7.9	NA	3.1	4.8	NA	3.7	6.9
Chromium VI	Cr(VI)	221	**218**	1,960	**735**	18	NS	19	NA	5.5	16	NA	10	1.8
Copper	Cu	2,950	**2,910**	10,000	**9,790**	65	NS	46	NA	32	33	NA	4.3	0.9
Molybdenum	Mo	369	**364**	3,260	**1,220**	1.8	NS	1.7	NA	1.2	1.2	NA	DL	0.6
Nickel	Ni	1,480	**1,460**	10,000	**4,900**	3.9	NS	18	NA	9.9	9.4	NA	7.7	0.9
Lead	**Pb**	258	**255**	2,290	**857**	250	NS	**520**	NA	170	140	NA	13	9.2
Tin	Sn	10,000	**10,000**	10,000	**10,000**	32	NS	130	NA	8.4	3.5	NA	1.3	1.9
Zinc	Zn	10,000	**10,000**	10,000	**10,000**	420	NS	200	NA	150	61	NA	17	37
Mercury	Hg	11.00	**6.52**	**38.40**	45.60	1.8	NS	IS	NA	1.02	IS	NA	IS	IS
SVOCs (PAH)														
Naphthalene		182.0	**85.6**	**453.0**	914.0	DL	NS	DL	NA	DL	DL	NA	DL	DL
Acenaphthylene		2,340	**1,510**	10,000	**10,000**	0.32	NS	0.11	NA	DL	DL	NA	DL	DL
Acenaphthene		3,510	**3,280**	10,000	**10,000**	DL	NS	DL	NA	DL	DL	NA	DL	DL
Fluorene		2,380	**2,250**	10,000	**7,450**	DL	NS	DL	NA	DL	DL	NA	DL	DL
Phenanthrene		10,000	**10,000**	10,000	**10,000**	0.089	NS	0.15	NA	DL	DL	NA	DL	DL
Anthracene		10,000	**10,000**	10,000	**10,000**	0.15	NS	0.066	NA	DL	DL	NA	DL	DL
Fluoranthene		2,400	**2,270**	10,000	**7,620**	0.32	NS	0.25	NA	DL	0.24	NA	DL	DL
Pyrene		1,800	**1,710**	10,000	**5,720**	0.39	NS	0.32	NA	DL	0.29	NA	DL	DL
Chrysene		**871**	919	**1,140**	1,540	0.25	NS	0.2	NA	DL	DL	NA	DL	DL
Benzo(a)anthracene		12.0	**11.4**	91.8	**38.3**	0.2	NS	DL	NA	DL	DL	NA	DL	DL
Benzo(b)fluoranthene		**9.88**	10.1	**17.8**	20.4	0.28	NS	DL	NA	DL	DL	NA	DL	DL
Benzo(k)fluoranthene		120	**114**	918	**383**	0.23	NS	DL	NA	DL	DL	NA	DL	DL
Dibenzo(a,h)anthracene		1.20	**1.14**	9.18	**3.83**	DL	NS	DL	NA	DL	DL	NA	DL	DL
Indeno(1,2,3-cd)pyrene		12.0	**11.4**	91.8	**38.3**	0.19	NS	DL	NA	DL	DL	NA	DL	DL
Benzo(g,h,i)perylene		1,800	**1,710**	10,000	**5,740**	0.41	NS	DL	NA	DL	0.18	NA	DL	DL
Benzo(a)pyrene		1.20	**1.14**	9.18	**3.83**	0.35	NS	0.19	NA	DL	0.2	NA	DL	DL
Petroleum Carbon Ranges (PCR/TPH)														
C6 - C8		1,410	**545**	10,000	**10,000**	<252	NS	IS	NA	<252	NA	NA	IS	IS
C9 - C16		2,240	**1,330**	10,000	**10,000**		NS	IS	NA		NA	NA	IS	IS
C17 - C35		10,000	**10,000**	10,000	**10,000**		NS	IS	NA		NA	NA	IS	IS
VOCs														
Benzene		0.704	**0.279**	**9.210**	42.200	DL	NS	IS	NA	DL	NA	NA	IS	IS
Toluene		1,440	**705**	10,000	**10,000**	DL	NS	IS	NA	DL	NA	NA	IS	IS
Ethylbenzene		709	**298**	**8,240**	10,000	DL	NS	IS	NA	DL	NA	NA	IS	IS
Xylenes (Total)		95.0	**36.8**	**1,230.0**	10,000.0	DL	NS	IS	NA	DL	NA	NA	IS	IS
BTEX														
BTEX		-	-	-	-	DL	NS	IS	NA	DL	NA	NA	IS	IS

Chemical		Risk-based Remediation Goals for Soil				Depth (m below ground level)								
		Urban Residential	Rural Residential	Industrial	Public Parks	0.5	1.5	3.0	4.5	6.0	7.5	9.0	10.5	12.0
		(mg/kg)	(mg/kg)	(mg/kg)	(mg/kg)	Grid 10 - BH50								
Metals														
Arsenic	As	22.1	**21.8**	196.0	**73.5**				NS					
Barium	Ba	10,000	**10,000**	10,000	**10,000**				NS					
Cadmium	Cd	73.8	**72.8**	653.0	**245.0**	10.3	1.4	NA	NS	0.35	FA	FA	FA	FA
Cobalt	Co	1,480	**1,460**	10,000	**4,900**				NS					
Chromium VI	Cr(VI)	221	**218**	1,960	**735**				NS					
Copper	Cu	2,950	**2,910**	10,000	**9,790**	1380	315	NA	NS	19.9	FA	FA	FA	FA
Molybdenum	Mo	369	**364**	3,260	**1,220**				NS					
Nickel	Ni	1,480	**1,460**	10,000	**4,900**				NS					
Lead	**Pb**	258	**255**	2,290	**857**	**2560**	**710**	NA	NS	109	FA	FA	FA	FA
Tin	Sn	10,000	**10,000**	10,000	**10,000**				NS					
Zinc	Zn	10,000	**10,000**	10,000	**10,000**	8780	1710	NA	NS	73.8	FA	FA	FA	FA
Mercury	Hg	11.00	**6.52**	**38.40**	45.60				NS					
SVOCs (PAH)														
Naphthalene		182.0	**85.6**	**453.0**	914.0				NS					
Acenaphthylene		2,340	**1,510**	10,000	**10,000**				NS					
Acenaphthene		3,510	**3,280**	10,000	**10,000**				NS					
Fluorene		2,380	**2,250**	10,000	**7,450**				NS					
Phenanthrene		10,000	**10,000**	10,000	**10,000**				NS					
Anthracene		10,000	**10,000**	10,000	**10,000**				NS					
Fluoranthene		2,400	**2,270**	10,000	**7,620**				NS					
Pyrene		1,800	**1,710**	10,000	**5,720**				NS					
Chrysene		**871**	919	**1,140**	1,540				NS					
Benzo(a)anthracene		12.0	**11.4**	91.8	**38.3**				NS					
Benzo(b)fluoranthene		**9.88**	10.1	**17.8**	20.4				NS					
Benzo(k)fluoranthene		120	**114**	918	**383**				NS					
Dibenzo(a,h)anthracene		1.20	**1.14**	9.18	**3.83**				NS					
Indeno(1,2,3-cd)pyrene		12.0	**11.4**	91.8	**38.3**				NS					
Benzo(g,h,i)perylene		1,800	**1,710**	10,000	**5,740**				NS					
Benzo(a)pyrene		1.20	**1.14**	9.18	**3.83**				NS					
Petroleum Carbon Ranges (PCR/TPH)														
C6 - C8		1,410	**545**	10,000	**10,000**				NS					
C9 - C16		2,240	**1,330**	10,000	**10,000**				NS					
C17 - C35		10,000	**10,000**	10,000	**10,000**				NS					
VOCs														
Benzene		0.704	**0.279**	**9.210**	42.200				NS					
Toluene		1,440	**705**	10,000	**10,000**				NS					
Ethylbenzene		709	**298**	**8,240**	10,000				NS					
Xylenes (Total)		95.0	**36.8**	**1,230.0**	10,000.0				NS					
BTEX														
BTEX		-	-	-	-				NS					

Kennedy Town Comprehensive Development Area
Previous Testing Results

Chemical		Risk-based Remediation Goals for Soil				Depth (m below ground level)								
		Urban Residential	Rural Residential	Industrial	Public Parks	0.5	1.5	3.0	4.5	6.0	7.5	9.0	10.5	12.0
		(mg/kg)	(mg/kg)	(mg/kg)	(mg/kg)	Grid 10 - BH51								
Metals														
Arsenic	As	22.1	**21.8**	196.0	**73.5**	NS	NS							
Barium	Ba	10,000	**10,000**	10,000	**10,000**	NS	NS							
Cadmium	Cd	73.8	**72.8**	653.0	**245.0**	NS	NS	0.36	0.24	0.12	FA	0.2	0.26	0.03
Cobalt	Co	1,480	**1,460**	10,000	**4,900**	NS	NS							
Chromium VI	Cr(VI)	221	**218**	1,960	**735**	NS	NS							
Copper	Cu	2,950	**2,910**	10,000	**9,790**	NS	NS	170	110	19.7	FA	156	2.28	1.46
Molybdenum	Mo	369	**364**	3,260	**1,220**	NS	NS							
Nickel	Ni	1,480	**1,460**	10,000	**4,900**	NS	NS							
Lead	**Pb**	258	**255**	2,290	**857**	NS	NS	**883**	278	38.2	FA	70.3	6.75	30
Tin	Sn	10,000	**10,000**	10,000	**10,000**	NS	NS							
Zinc	Zn	10,000	**10,000**	10,000	**10,000**	NS	NS	459	231	74.7	FA	131	101	112
Mercury	Hg	11.00	**6.52**	**38.40**	45.60	NS	NS							
SVOCs (PAH)														
Naphthalene		182.0	**85.6**	**453.0**	914.0	NS	NS							
Acenaphthylene		2,340	**1,510**	10,000	**10,000**	NS	NS							
Acenaphthene		3,510	**3,280**	10,000	**10,000**	NS	NS							
Fluorene		2,380	**2,250**	10,000	**7,450**	NS	NS							
Phenanthrene		10,000	**10,000**	10,000	**10,000**	NS	NS							
Anthracene		10,000	**10,000**	10,000	**10,000**	NS	NS							
Fluoranthene		2,400	**2,270**	10,000	**7,620**	NS	NS							
Pyrene		1,800	**1,710**	10,000	**5,720**	NS	NS							
Chrysene		**871**	919	**1,140**	1,540	NS	NS							
Benzo(a)anthracene		12.0	**11.4**	91.8	**38.3**	NS	NS							
Benzo(b)fluoranthene		**9.88**	10.1	**17.8**	20.4	NS	NS							
Benzo(k)fluoranthene		120	**114**	918	**383**	NS	NS							
Dibenzo(a,h)anthracene		1.20	**1.14**	9.18	**3.83**	NS	NS							
Indeno(1,2,3-cd)pyrene		12.0	**11.4**	91.8	**38.3**	NS	NS							
Benzo(g,h,i)perylene		1,800	**1,710**	10,000	**5,740**	NS	NS							
Benzo(a)pyrene		1.20	**1.14**	9.18	**3.83**	NS	NS							
Petroleum Carbon Ranges (PCR/TPH)														
C6 - C8		1,410	**545**	10,000	**10,000**	NS	NS							
C9 - C16		2,240	**1,330**	10,000	**10,000**	NS	NS							
C17 - C35		10,000	**10,000**	10,000	**10,000**	NS	NS							
VOCs														
Benzene		0.704	**0.279**	**9.210**	42.200	NS	NS							
Toluene		1,440	**705**	10,000	**10,000**	NS	NS							
Ethylbenzene		709	**298**	**8,240**	10,000	NS	NS							
Xylenes (Total)		95.0	**36.8**	**1,230.0**	10,000.0	NS	NS							
BTEX														
BTEX		-	-	-	-	NS	NS							

Chemical		Risk-based Remediation Goals for Soil				Depth (m below ground level)								
		Urban Residential	Rural Residential	Industrial	Public Parks	0.5	1.5	3.0	4.5	6.0	7.5	9.0	10.5	12.0
		(mg/kg)	(mg/kg)	(mg/kg)	(mg/kg)	Grid 10 - BH52								
Metals														
Arsenic	As	22.1	**21.8**	196.0	**73.5**									
Barium	Ba	10,000	**10,000**	10,000	**10,000**									
Cadmium	Cd	73.8	**72.8**	653.0	**245.0**	DL	DL	FA	FA	FA	FA	FA	FA	FA
Cobalt	Co	1,480	**1,460**	10,000	**4,900**									
Chromium VI	Cr(VI)	221	**218**	1,960	**735**									
Copper	Cu	2,950	**2,910**	10,000	**9,790**	4	5	FA	FA	FA	FA	FA	FA	FA
Molybdenum	Mo	369	**364**	3,260	**1,220**									
Nickel	Ni	1,480	**1,460**	10,000	**4,900**									
Lead	Pb	258	**255**	2,290	**857**	38	28	FA	FA	FA	FA	FA	FA	FA
Tin	Sn	10,000	**10,000**	10,000	**10,000**									
Zinc	Zn	10,000	**10,000**	10,000	**10,000**	32	28	FA	FA	FA	FA	FA	FA	FA
Mercury	Hg	11.00	**6.52**	**38.40**	45.60									
SVOCs (PAH)														
Naphthalene		182.0	**85.6**	**453.0**	914.0									
Acenaphthylene		2,340	**1,510**	10,000	**10,000**									
Acenaphthene		3,510	**3,280**	10,000	**10,000**									
Fluorene		2,380	**2,250**	10,000	**7,450**									
Phenanthrene		10,000	**10,000**	10,000	**10,000**									
Anthracene		10,000	**10,000**	10,000	**10,000**									
Fluoranthene		2,400	**2,270**	10,000	**7,620**									
Pyrene		1,800	**1,710**	10,000	**5,720**									
Chrysene		**871**	919	**1,140**	1,540									
Benzo(a)anthracene		12.0	**11.4**	91.8	**38.3**									
Benzo(b)fluoranthene		**9.88**	10.1	**17.8**	20.4									
Benzo(k)fluoranthene		120	**114**	918	**383**									
Dibenzo(a,h)anthracene		1.20	**1.14**	9.18	**3.83**									
Indeno(1,2,3-cd)pyrene		12.0	**11.4**	91.8	**38.3**									
Benzo(g,h,i)perylene		1,800	**1,710**	10,000	**5,740**									
Benzo(a)pyrene		1.20	**1.14**	9.18	**3.83**									
Petroleum Carbon Ranges (PCR/TPH)														
C6 - C8		1,410	**545**	10,000	**10,000**									
C9 - C16		2,240	**1,330**	10,000	**10,000**									
C17 - C35		10,000	**10,000**	10,000	**10,000**									
VOCs														
Benzene		0.704	**0.279**	**9.210**	42.200									
Toluene		1,440	**705**	10,000	**10,000**									
Ethylbenzene		709	**298**	**8,240**	10,000									
Xylenes (Total)		95.0	**36.8**	**1,230.0**	10,000.0									
BTEX														
BTEX		-	-	-	-									

Kennedy Town Comprehensive Development Area
Previous Testing Results

Chemical		Risk-based Remediation Goals for Soil				Depth (m below ground level)								
		Urban Residential	Rural Residential	Industrial	Public Parks	0.5	1.5	3.0	4.5	6.0	7.5	9.0	10.5	12.0
		(mg/kg)	(mg/kg)	(mg/kg)	(mg/kg)	Grid 11 - BH170								
Metals														
Arsenic	As	22.1	21.8	196.0	**73.5**	34	12	24	9	52	5.6	7	4.8	4.7
Barium	Ba	10,000	10,000	10,000	**10,000**	902	209	265	188	690	45.4	108	59.9	44.4
Cadmium	Cd	73.8	72.8	653.0	**245.0**	5	7.2	1.7	0.7	1.4	0.14	0.51	0.11	0.06
Cobalt	Co	1,480	1,460	10,000	**4,900**	9	4	6	4	12	2.7	3	4.3	1.9
Chromium VI	Cr(VI)	221	218	1,960	**735**	20	10	16	16	28	17.4	8.13	17.4	7.58
Copper	Cu	2,950	2,910	10,000	**9,790**	166	101	138	91	188	14.7	42.1	13.4	26.1
Molybdenum	Mo	369	364	3,260	**1,220**	3	2	3	1	5	0.9	1.9	0.6	1
Nickel	Ni	1,480	1,460	10,000	**4,900**	26	10	17	10	36	6.22	8.47	7.43	6.29
Lead	**Pb**	258	255	2,290	**857**	622	**1060**	**1370**	297	**958**	26.2	402	24.9	32.3
Tin	Sn	10,000	10,000	10,000	**10,000**	48	251	449	92	219	3.4	84	5.1	17
Zinc	**Zn**	10,000	10,000	10,000	**10,000**	3580	**10300**	1670	360	1500	64.9	521	103	53.6
Mercury	Hg	11.00	6.52	**38.40**	45.60	3.43	1.9	0.68	1.88	0.82	0.05	0.18	0.39	0.1
SVOCs (PAH)														
Naphthalene		182.0	85.6	**453.0**	914.0	DL	DL	DL	DL	DL	DL	DL	DL	DL
Acenaphthylene		2,340	1,510	10,000	**10,000**	DL	DL	DL	DL	DL	DL	DL	DL	DL
Acenaphthene		3,510	3,280	10,000	**10,000**	DL	DL	DL	DL	DL	DL	DL	DL	DL
Fluorene		2,380	2,250	10,000	**7,450**	DL	DL	DL	DL	DL	DL	DL	DL	DL
Phenanthrene		10,000	10,000	10,000	**10,000**	DL	DL	2.9	DL	DL	DL	DL	DL	DL
Anthracene		10,000	10,000	10,000	**10,000**	DL	DL	0.6	DL	DL	DL	DL	DL	DL
Fluoranthene		2,400	2,270	10,000	**7,620**	0.5	DL	4	DL	0.9	DL	0.7	DL	0.6
Pyrene		1,800	1,710	10,000	**5,720**	0.6	DL	4.1	DL	1	DL	0.9	DL	0.7
Chrysene		871	919	**1,140**	1,540	DL	DL	2	DL	0.6	DL	DL	DL	DL
Benzo(a)anthracene		12.0	11.4	91.8	**38.3**	DL	DL	1.8	DL	0.6	DL	DL	DL	DL
Benzo(b)fluoranthene		9.88	10.1	**17.8**	20.4	DL	DL	2.7	DL	1.3	DL	0.7	DL	DL
Benzo(k)fluoranthene		120	114	918	**383**	DL	DL		DL		DL		DL	DL
Dibenzo(a,h)anthracene		1.20	1.14	9.18	**3.83**	DL	DL	DL	DL	DL	DL	DL	DL	DL
Indeno(1,2,3-cd)pyrene		12.0	11.4	91.8	**38.3**	DL	DL	1.4	DL	0.6	DL	DL	DL	DL
Benzo(g,h,i)perylene		1,800	1,710	10,000	**5,740**	DL	DL	1.3	DL	0.6	DL	DL	DL	DL
Benzo(a)pyrene		1.20	1.14	9.18	**3.83**	0.5	DL	1.8	DL	0.8	DL	DL	DL	DL
Petroleum Carbon Ranges (PCR/TPH)														
C6 - C8		1,410	545	10,000	**10,000**									
C9 - C16		2,240	1,330	10,000	**10,000**	<358	<252	<289	<252	<740	<252	<252	<252	<275
C17 - C35		10,000	10,000	10,000	**10,000**									
VOCs														
Benzene		0.704	0.279	**9.210**	42.200	DL	DL	DL	DL	DL	DL	DL	DL	DL
Toluene		1,440	705	10,000	**10,000**	DL	DL	DL	DL	DL	DL	DL	DL	DL
Ethylbenzene		709	298	**8,240**	10,000	DL	DL	DL	DL	DL	DL	DL	DL	DL
Xylenes (Total)		95.0	36.8	**1,230.0**	10,000.0	DL	DL	DL	DL	DL	DL	DL	DL	DL
BTEX														
BTEX		-	-	-	-	DL	DL	DL	DL	DL	DL	DL	DL	DL

Chemical		Risk-based Remediation Goals for Soil				Depth (m below ground level)								
		Urban Residential	Rural Residential	Industrial	Public Parks	0.5	1.5	3.0	4.5	6.0	7.5	9.0	10.5	12.0
		(mg/kg)	(mg/kg)	(mg/kg)	(mg/kg)	Grid 12 - BH172								
Metals														
Arsenic	**As**	22.1	**21.8**	196.0	**73.5**	5	3	13	**25**	11	**33.7**	21.6	**23**	7.4
Barium	Ba	10,000	**10,000**	10,000	**10,000**	56	71	203	137	112	149	92	90.4	40.3
Cadmium	Cd	73.8	**72.8**	653.0	**245.0**	DL	DL	0.9	1.2	0.3	0.2	0.06	0.14	0.07
Cobalt	Co	1,480	**1,460**	10,000	**4,900**	3	2	4	6	4	14.9	6.4	6.1	2.7
Chromium VI	Cr(VI)	221	**218**	1,960	**735**	6	10	11	16	12	18.2	6.95	18	6.32
Copper	Cu	2,950	**2,910**	10,000	**9,790**	10	18	113	871	33	72.3	26.9	39	43.7
Molybdenum	Mo	369	**364**	3,260	**1,220**	2	DL	3	4	DL	3	1.5	8	1
Nickel	Ni	1,480	**1,460**	10,000	**4,900**	2	4	11	27	7	26.6	15.4	18.6	4.42
Lead	**Pb**	258	**255**	2,290	**857**	83	76	**444**	**459**	**274**	129	**608**	**1870**	41.2
Tin	Sn	10,000	**10,000**	10,000	**10,000**	7	5	132	156	9	25	3.3	13.1	5
Zinc	Zn	10,000	**10,000**	10,000	**10,000**	39	52	540	800	179	133	40.8	54	140
Mercury	Hg	11.00	**6.52**	**38.40**	45.60	0.23	0.21	1.74	1.18	2.46	0.45	0.27	0.2	0.14
SVOCs (PAH)														
Naphthalene		182.0	**85.6**	**453.0**	914.0	DL	DL	DL	DL	DL	DL	DL	DL	DL
Acenaphthylene		2,340	**1,510**	10,000	**10,000**	DL	DL	DL	DL	DL	DL	DL	DL	DL
Acenaphthene		3,510	**3,280**	10,000	**10,000**	DL	DL	DL	DL	DL	DL	DL	DL	DL
Fluorene		2,380	**2,250**	10,000	**7,450**	DL	DL	DL	DL	DL	DL	DL	DL	DL
Phenanthrene		10,000	**10,000**	10,000	**10,000**	DL	DL	DL	DL	DL	DL	1.7	DL	DL
Anthracene		10,000	**10,000**	10,000	**10,000**	DL	DL	DL	DL	DL	DL	DL	DL	DL
Fluoranthene		2,400	**2,270**	10,000	**7,620**	DL	DL	DL	DL	DL	0.6	4.3	0.8	DL
Pyrene		1,800	**1,710**	10,000	**5,720**	DL	DL	0.7	DL	DL	0.8	5.2	1.1	0.5
Chrysene		**871**	919	**1,140**	1,540	DL	DL	0.7	DL	DL	0.5	2.5	DL	DL
Benzo(a)anthracene		12.0	**11.4**	91.8	**38.3**	DL	DL	DL	DL	DL	DL	2.3	DL	DL
Benzo(b)fluoranthene		**9.88**	10.1	**17.8**	20.4	DL	DL	2	DL	DL	DL	4	DL	DL
Benzo(k)fluoranthene		120	**114**	918	**383**	DL	DL		DL	DL	DL		DL	DL
Dibenzo(a,h)anthracene		1.20	**1.14**	9.18	**3.83**	DL	DL	DL	DL	DL	DL	DL	DL	DL
Indeno(1,2,3-cd)pyrene		12.0	**11.4**	91.8	**38.3**	DL	DL	1.3	0.5	DL	0.6	1.7	DL	DL
Benzo(g,h,i)perylene		1,800	**1,710**	10,000	**5,740**	DL	DL	1.1	DL	DL	DL	1.2	DL	DL
Benzo(a)pyrene		1.20	**1.14**	9.18	**3.83**	DL	DL	**1.3**	0.5	DL	0.6	**2.5**	DL	DL
Petroleum Carbon Ranges (PCR/TPH)														
C6 - C8		1,410	**545**	10,000	**10,000**									
C9 - C16		2,240	**1,330**	10,000	**10,000**	<252	<252	<252	<252	<286	<534	<252	**815**	<252
C17 - C35		10,000	**10,000**	10,000	**10,000**									
VOCs														
Benzene		0.704	**0.279**	**9.210**	42.200	DL	DL	DL	DL	DL	DL	DL	DL	DL
Toluene		1,440	**705**	10,000	**10,000**	DL	DL	DL	DL	DL	DL	DL	DL	DL
Ethylbenzene		709	**298**	**8,240**	10,000	DL	DL	DL	DL	DL	DL	DL	DL	DL
Xylenes (Total)		95.0	**36.8**	**1,230.0**	10,000.0	DL	DL	DL	DL	DL	DL	DL	DL	DL
BTEX														
BTEX		-	-	-	-	DL	DL	DL	DL	DL	DL	DL	DL	DL

Kennedy Town Comprehensive Development Area
Previous Testing Results

Chemical		Risk-based Remediation Goals for Soil				Depth (m below ground level)								
		Urban Residential	Rural Residential	Industrial	Public Parks	0.5	1.5	3.0	4.5	6.0	7.5	9.0	10.5	12.0
		(mg/kg)	(mg/kg)	(mg/kg)	(mg/kg)	Grid 13 - BH171								
Metals														
Arsenic	As	22.1	21.8	196.0	**73.5**	NS	NS	11	12	DL	2.1	3.1	NS	6.6
Barium	Ba	10,000	10,000	10,000	**10,000**	NS	NS	275	29	40	80.1	26	NS	77.4
Cadmium	Cd	73.8	72.8	653.0	**245.0**	NS	NS	0.4	DL	DL	0.05	0.05	NS	0.22
Cobalt	Co	1,480	1,460	10,000	**4,900**	NS	NS	4	3	1	2.8	6.4	NS	4.1
Chromium VI	Cr(VI)	221	218	1,960	**735**	NS	NS	13	7	2	2.74	5.16	NS	9.2
Copper	Cu	2,950	2,910	10,000	**9,790**	NS	NS	102	13	17	83.8	529	NS	25.6
Molybdenum	Mo	369	364	3,260	**1,220**	NS	NS	3	2	1	1.4	2.9	NS	2.1
Nickel	Ni	1,480	1,460	10,000	**4,900**	NS	NS	9	6	2	6.67	5.64	NS	4.53
Lead	Pb	258	255	2,290	**857**	NS	NS	314	14	3	99.9	12.9	NS	89
Tin	Sn	10,000	10,000	10,000	**10,000**	NS	NS	49	4	5	13.4	2.6	NS	10.1
Zinc	Zn	10,000	10,000	10,000	**10,000**	NS	NS	383	23	37	144	300	NS	175
Mercury	Hg	11.00	6.52	**38.40**	45.60	NS	NS	0.75	0.06	DL	0.1	0.09	NS	0.86
SVOCs (PAH)														
Naphthalene		182.0	85.6	**453.0**	914.0	NS	NS	DL	DL	DL	DL	DL	NS	DL
Acenaphthylene		2,340	1,510	10,000	**10,000**	NS	NS	DL	DL	DL	DL	DL	NS	DL
Acenaphthene		3,510	3,280	10,000	**10,000**	NS	NS	DL	DL	DL	DL	DL	NS	DL
Fluorene		2,380	2,250	10,000	**7,450**	NS	NS	DL	DL	DL	DL	DL	NS	DL
Phenanthrene		10,000	10,000	10,000	**10,000**	NS	NS	DL	DL	DL	DL	DL	NS	DL
Anthracene		10,000	10,000	10,000	**10,000**	NS	NS	DL	DL	DL	DL	DL	NS	DL
Fluoranthene		2,400	2,270	10,000	**7,620**	NS	NS	DL	DL	DL	DL	DL	NS	DL
Pyrene		1,800	1,710	10,000	**5,720**	NS	NS	DL	DL	DL	DL	DL	NS	DL
Chrysene		871	919	**1,140**	1,540	NS	NS	DL	DL	DL	DL	DL	NS	DL
Benzo(a)anthracene		12.0	11.4	91.8	**38.3**	NS	NS	DL	DL	DL	DL	DL	NS	DL
Benzo(b)fluoranthene		9.88	10.1	**17.8**	20.4	NS	NS	DL	DL	DL	DL	DL	NS	DL
Benzo(k)fluoranthene		120	114	918	**383**	NS	NS	DL	DL	DL	DL	DL	NS	DL
Dibenzo(a,h)anthracene		1.20	1.14	9.18	**3.83**	NS	NS	DL	DL	DL	DL	DL	NS	DL
Indeno(1,2,3-cd)pyrene		12.0	11.4	91.8	**38.3**	NS	NS	DL	DL	DL	DL	DL	NS	DL
Benzo(g,h,i)perylene		1,800	1,710	10,000	**5,740**	NS	NS	DL	DL	DL	DL	DL	NS	DL
Benzo(a)pyrene		1.20	1.14	9.18	**3.83**	NS	NS	DL	DL	DL	DL	DL	NS	DL
Petroleum Carbon Ranges (PCR/TPH)														
C6 - C8		1,410	545	10,000	**10,000**	NS	NS	2859	<375	<252	<252	<252	NS	<330
C9 - C16		2,240	1,330	10,000	**10,000**	NS	NS						NS	
C17 - C35		10,000	10,000	10,000	**10,000**	NS	NS						NS	
VOCs														
Benzene		0.704	0.279	**9.210**	42.200	NS	NS	DL	DL	DL	DL	DL	NS	DL
Toluene		1,440	705	10,000	**10,000**	NS	NS	DL	DL	DL	DL	DL	NS	DL
Ethylbenzene		709	298	**8,240**	10,000	NS	NS	DL	DL	DL	DL	DL	NS	DL
Xylenes (Total)		95.0	36.8	**1,230.0**	10,000.0	NS	NS	DL	DL	DL	DL	DL	NS	DL
BTEX														
BTEX		-	-	-	-	NS	NS	DL	DL	DL	DL	DL	NS	DL

Chemical		Risk-based Remediation Goals for Soil				Depth (m below ground level)								
		Urban Residential	Rural Residential	Industrial	Public Parks	0.5	1.5	3.0	4.5	6.0	7.5	9.0	10.5	12.0
		(mg/kg)	(mg/kg)	(mg/kg)	(mg/kg)	Grid 14 - BH173								
Metals														
Arsenic	**As**	22.1	**21.8**	196.0	**73.5**	**45**	IS	IS	4	6	**16.9**	9.8	4.9	10.4
Barium	Ba	10,000	**10,000**	10,000	**10,000**	221	IS	IS	30	54	286	159	39.2	156
Cadmium	Cd	73.8	**72.8**	653.0	**245.0**	1.1	IS	IS	DL	0.5	0.4	0.19	0.03	0.23
Cobalt	Co	1,480	**1,460**	10,000	**4,900**	12	IS	IS	2	3	10.1	3.7	1.6	6.8
Chromium VI	Cr(VI)	221	**218**	1,960	**735**	35	IS	IS	9	6	19.2	10.1	4.08	16.3
Copper	Cu	2,950	**2,910**	10,000	**9,790**	167	IS	IS	12	9	70.8	8.43	28	34.5
Molybdenum	Mo	369	**364**	3,260	**1,220**	8	IS	IS	DL	4	3.5	1.5	2.3	2.6
Nickel	Ni	1,480	**1,460**	10,000	**4,900**	35	IS	IS	4	4	27.6	8.65	2.17	9.81
Lead	**Pb**	258	**255**	2,290	**857**	**367**	IS	IS	18	98	156	183	42.4	**265**
Tin	Sn	10,000	**10,000**	10,000	**10,000**	118	IS	IS	6	4	41.5	7.1	3.2	25.7
Zinc	Zn	10,000	**10,000**	10,000	**10,000**	703	IS	IS	40	57	221	42.2	23.7	206
Mercury	Hg	11.00	**6.52**	**38.40**	45.60	0.59	IS	IS	0.09	2.51	0.26	1.58	0.11	2.94
SVOCs (PAH)														
Naphthalene		182.0	**85.6**	**453.0**	914.0	DL	IS	IS	DL	DL	DL	DL	DL	DL
Acenaphthylene		2,340	**1,510**	10,000	**10,000**	DL	IS	IS	DL	DL	DL	DL	DL	1.4
Acenaphthene		3,510	**3,280**	10,000	**10,000**	DL	IS	IS	DL	DL	DL	DL	DL	DL
Fluorene		2,380	**2,250**	10,000	**7,450**	DL	IS	IS	DL	DL	DL	DL	DL	DL
Phenanthrene		10,000	**10,000**	10,000	**10,000**	DL	IS	IS	DL	DL	0.9	DL	DL	DL
Anthracene		10,000	**10,000**	10,000	**10,000**	DL	IS	IS	DL	DL	DL	DL	DL	DL
Fluoranthene		2,400	**2,270**	10,000	**7,620**	DL	IS	IS	DL	DL	DL	DL	DL	2.2
Pyrene		1,800	**1,710**	10,000	**5,720**	DL	IS	IS	DL	DL	DL	0.5	DL	6.5
Chrysene		**871**	919	**1,140**	1,540	DL	IS	IS	DL	DL	0.5	DL	DL	3
Benzo(a)anthracene		12.0	**11.4**	91.8	**38.3**	DL	IS	IS	DL	DL	DL	DL	DL	3.4
Benzo(b)fluoranthene		**9.88**	10.1	**17.8**	20.4	DL	IS	IS	DL	DL	DL	DL	DL	8
Benzo(k)fluoranthene		120	**114**	918	**383**	DL	IS	IS	DL	DL	DL	DL	DL	
Dibenzo(a,h)anthracene		1.20	**1.14**	9.18	**3.83**	DL	IS	IS	DL	DL	DL	DL	DL	0.6
Indeno(1,2,3-cd)pyrene		12.0	**11.4**	91.8	**38.3**	DL	IS	IS	DL	DL	DL	DL	DL	2.2
Benzo(g,h,i)perylene		1,800	**1,710**	10,000	**5,740**	DL	IS	IS	DL	DL	DL	DL	DL	1.7
Benzo(a)pyrene		1.20	**1.14**	9.18	**3.83**	DL	IS	IS	DL	DL	DL	0.5	DL	**3.6**
Petroleum Carbon Ranges (PCR/TPH)														
C6 - C8		1,410	**545**	10,000	**10,000**	<356	IS	IS	<252	<252	<322	<252	<252	<444
C9 - C16		2,240	**1,330**	10,000	**10,000**		IS	IS						
C17 - C35		10,000	**10,000**	10,000	**10,000**		IS	IS						
VOCs														
Benzene		0.704	**0.279**	**9.210**	42.200	DL	IS	IS	DL	DL	DL	DL	DL	DL
Toluene		1,440	**705**	10,000	**10,000**	DL	IS	IS	DL	DL	DL	DL	DL	DL
Ethylbenzene		709	**298**	**8,240**	10,000	DL	IS	IS	DL	DL	DL	DL	DL	DL
Xylenes (Total)		95.0	**36.8**	**1,230.0**	10,000.0	DL	IS	IS	DL	DL	DL	DL	DL	DL
BTEX														
BTEX		-	-	-	-	DL	IS	IS	DL	DL	DL	DL	DL	DL

Kennedy Town Comprehensive Development Area
Previous Testing Results

Chemical		Risk-based Remediation Goals for Soil				Depth (m below ground level)								
		Urban Residential	Rural Residential	Industrial	Public Parks	0.5	1.5	3.0	4.5	6.0	7.5	9.0	10.5	12.0
		(mg/kg)	(mg/kg)	(mg/kg)	(mg/kg)	Grid 15 - BH135								
Metals														
Arsenic	As	22.1	21.8	196.0	**73.5**	5.5	3.4	2.7	5.1					
Barium	Ba	10,000	10,000	10,000	**10,000**		21	24						
Cadmium	Cd	73.8	72.8	653.0	**245.0**	0.4	0.1	0.2	0.1					
Cobalt	Co	1,480	1,460	10,000	**4,900**		0.9	4.3						
Chromium VI	Cr(VI)	221	218	1,960	**735**		3.7	2.3						
Copper	Cu	2,950	2,910	10,000	**9,790**	79	5.5	4.7	35	FA	FA	FA	FA	FA
Molybdenum	Mo	369	364	3,260	**1,220**		DL	1						
Nickel	Ni	1,480	1,460	10,000	**4,900**		0.8	3.1						
Lead	Pb	258	255	2,290	**857**	110	28	28	57	FA	FA	FA	FA	FA
Tin	Sn	10,000	10,000	10,000	**10,000**		2.1	2.2						
Zinc	Zn	10,000	10,000	10,000	**10,000**	270	33	24	66	FA	FA	FA	FA	FA
Mercury	Hg	11.00	6.52	**38.40**	45.60									
SVOCs (PAH)														
Naphthalene		182.0	85.6	**453.0**	914.0									
Acenaphthylene		2,340	1,510	10,000	**10,000**									
Acenaphthene		3,510	3,280	10,000	**10,000**									
Fluorene		2,380	2,250	10,000	**7,450**									
Phenanthrene		10,000	10,000	10,000	**10,000**									
Anthracene		10,000	10,000	10,000	**10,000**									
Fluoranthene		2,400	2,270	10,000	**7,620**									
Pyrene		1,800	1,710	10,000	**5,720**									
Chrysene		871	919	**1,140**	1,540									
Benzo(a)anthracene		12.0	11.4	91.8	**38.3**									
Benzo(b)fluoranthene		9.88	10.1	**17.8**	20.4									
Benzo(k)fluoranthene		120	114	918	**383**									
Dibenzo(a,h)anthracene		1.20	1.14	9.18	**3.83**									
Indeno(1,2,3-cd)pyrene		12.0	11.4	91.8	**38.3**									
Benzo(g,h,i)perylene		1,800	1,710	10,000	**5,740**									
Benzo(a)pyrene		1.20	1.14	9.18	**3.83**									
Petroleum Carbon Ranges (PCR/TPH)														
C6 - C8		1,410	545	10,000	**10,000**									
C9 - C16		2,240	1,330	10,000	**10,000**									
C17 - C35		10,000	10,000	10,000	**10,000**									
VOCs														
Benzene		0.704	0.279	**9.210**	42.200									
Toluene		1,440	705	10,000	**10,000**									
Ethylbenzene		709	298	**8,240**	10,000									
Xylenes (Total)		95.0	36.8	**1,230.0**	10,000.0									
BTEX														
BTEX		-	-	-	**-**									

Chemical		Risk-based Remediation Goals for Soil				Depth (m below ground level)								
		Urban Residential	Rural Residential	Industrial	Public Parks	0.5	1.5	3.0	4.5	6.0	7.5	9.0	10.5	12.0
		(mg/kg)	(mg/kg)	(mg/kg)	(mg/kg)	Grid 15 - BH136								
Metals														
Arsenic	As	22.1	21.8	196.0	**73.5**									
Barium	Ba	10,000	10,000	10,000	**10,000**									
Cadmium	Cd	73.8	72.8	653.0	**245.0**									
Cobalt	Co	1,480	1,460	10,000	**4,900**									
Chromium VI	Cr(VI)	221	218	1,960	**735**									
Copper	Cu	2,950	2,910	10,000	**9,790**	330	66.8	62.3	10	FA	FA	FA	FA	FA
Molybdenum	Mo	369	364	3,260	**1,220**									
Nickel	Ni	1,480	1,460	10,000	**4,900**									
Lead	Pb	258	255	2,290	**857**	228	74	161	137	FA	FA	FA	FA	FA
Tin	Sn	10,000	10,000	10,000	**10,000**									
Zinc	Zn	10,000	10,000	10,000	**10,000**	740	81.4	133	59	FA	FA	FA	FA	FA
Mercury	Hg	11.00	6.52	**38.40**	45.60									
SVOCs (PAH)														
Naphthalene		182.0	85.6	**453.0**	914.0									
Acenaphthylene		2,340	1,510	10,000	**10,000**									
Acenaphthene		3,510	3,280	10,000	**10,000**									
Fluorene		2,380	2,250	10,000	**7,450**									
Phenanthrene		10,000	10,000	10,000	**10,000**									
Anthracene		10,000	10,000	10,000	**10,000**									
Fluoranthene		2,400	2,270	10,000	**7,620**									
Pyrene		1,800	1,710	10,000	**5,720**									
Chrysene		871	919	**1,140**	1,540									
Benzo(a)anthracene		12.0	11.4	91.8	**38.3**									
Benzo(b)fluoranthene		9.88	10.1	**17.8**	20.4									
Benzo(k)fluoranthene		120	114	918	**383**									
Dibenzo(a,h)anthracene		1.20	1.14	9.18	**3.83**									
Indeno(1,2,3-cd)pyrene		12.0	11.4	91.8	**38.3**									
Benzo(g,h,i)perylene		1,800	1,710	10,000	**5,740**									
Benzo(a)pyrene		1.20	1.14	9.18	**3.83**									
Petroleum Carbon Ranges (PCR/TPH)														
C6 - C8		1,410	545	10,000	**10,000**									
C9 - C16		2,240	1,330	10,000	**10,000**									
C17 - C35		10,000	10,000	10,000	**10,000**									
VOCs														
Benzene		0.704	0.279	**9.210**	42.200									
Toluene		1,440	705	10,000	**10,000**									
Ethylbenzene		709	298	**8,240**	10,000									
Xylenes (Total)		95.0	36.8	**1,230.0**	10,000.0									
BTEX														
BTEX		-	-	-	**-**									

Kennedy Town Comprehensive Development Area
Previous Testing Results

Chemical		Risk-based Remediation Goals for Soil				Depth (m below ground level)								
		Urban Residential	Rural Residential	Industrial	Public Parks	0.5	1.5	3.0	4.5	6.0	7.5	9.0	10.5	12.0
		(mg/kg)	(mg/kg)	(mg/kg)	(mg/kg)	Grid 15 - BH137								
Metals														
Arsenic	As	22.1	21.8	196.0	**73.5**									
Barium	Ba	10,000	10,000	10,000	**10,000**									
Cadmium	Cd	73.8	72.8	653.0	**245.0**									
Cobalt	Co	1,480	1,460	10,000	**4,900**									
Chromium VI	Cr(VI)	221	218	1,960	**735**									
Copper	Cu	2,950	2,910	10,000	**9,790**	415	66.1	NS	21	NS	FA	FA	FA	FA
Molybdenum	Mo	369	364	3,260	**1,220**									
Nickel	Ni	1,480	1,460	10,000	**4,900**									
Lead	**Pb**	258	255	2,290	**857**	**1122**	48.2	NS	220	NS	12	32	14	20
Tin	Sn	10,000	10,000	10,000	**10,000**									
Zinc	Zn	10,000	10,000	10,000	**10,000**	IS	190	NS	130	NS	FA	FA	FA	FA
Mercury	Hg	11.00	6.52	**38.40**	45.60									
SVOCs (PAH)														
Naphthalene		182.0	85.6	**453.0**	914.0									
Acenaphthylene		2,340	1,510	10,000	**10,000**									
Acenaphthene		3,510	3,280	10,000	**10,000**									
Fluorene		2,380	2,250	10,000	**7,450**									
Phenanthrene		10,000	10,000	10,000	**10,000**									
Anthracene		10,000	10,000	10,000	**10,000**									
Fluoranthene		2,400	2,270	10,000	**7,620**									
Pyrene		1,800	1,710	10,000	**5,720**									
Chrysene		871	919	**1,140**	1,540									
Benzo(a)anthracene		12.0	11.4	91.8	**38.3**									
Benzo(b)fluoranthene		9.88	10.1	**17.8**	20.4									
Benzo(k)fluoranthene		120	114	918	**383**									
Dibenzo(a,h)anthracene		1.20	1.14	9.18	**3.83**									
Indeno(1,2,3-cd)pyrene		12.0	11.4	91.8	**38.3**									
Benzo(g,h,i)perylene		1,800	1,710	10,000	**5,740**									
Benzo(a)pyrene		1.20	1.14	9.18	**3.83**									
Petroleum Carbon Ranges (PCR/TPH)														
C6 - C8		1,410	545	10,000	**10,000**									
C9 - C16		2,240	1,330	10,000	**10,000**									
C17 - C35		10,000	10,000	10,000	**10,000**									
VOCs														
Benzene		0.704	0.279	**9.210**	42.200									
Toluene		1,440	705	10,000	**10,000**									
Ethylbenzene		709	298	**8,240**	10,000									
Xylenes (Total)		95.0	36.8	**1,230.0**	10,000.0									
BTEX														
BTEX		-	-	-	**-**									

Chemical		Risk-based Remediation Goals for Soil				Depth (m below ground level)								
		Urban Residential	Rural Residential	Industrial	Public Parks	13.5	15.0							
		(mg/kg)	(mg/kg)	(mg/kg)	(mg/kg)	Grid 15 - BH137								
Metals														
Arsenic	As	22.1	21.8	196.0	**73.5**									
Barium	Ba	10,000	10,000	10,000	**10,000**									
Cadmium	Cd	73.8	72.8	653.0	**245.0**									
Cobalt	Co	1,480	1,460	10,000	**4,900**									
Chromium VI	Cr(VI)	221	218	1,960	**735**									
Copper	Cu	2,950	2,910	10,000	**9,790**									
Molybdenum	Mo	369	364	3,260	**1,220**									
Nickel	Ni	1,480	1,460	10,000	**4,900**									
Lead	Pb	258	255	2,290	**857**	22	290							
Tin	Sn	10,000	10,000	10,000	**10,000**									
Zinc	Zn	10,000	10,000	10,000	**10,000**									
Mercury	Hg	11.00	6.52	**38.40**	45.60									
SVOCs (PAH)														
Naphthalene		182.0	85.6	**453.0**	914.0									
Acenaphthylene		2,340	1,510	10,000	**10,000**									
Acenaphthene		3,510	3,280	10,000	**10,000**									
Fluorene		2,380	2,250	10,000	**7,450**									
Phenanthrene		10,000	10,000	10,000	**10,000**									
Anthracene		10,000	10,000	10,000	**10,000**									
Fluoranthene		2,400	2,270	10,000	**7,620**									
Pyrene		1,800	1,710	10,000	**5,720**									
Chrysene		871	919	**1,140**	1,540									
Benzo(a)anthracene		12.0	11.4	91.8	**38.3**									
Benzo(b)fluoranthene		9.88	10.1	**17.8**	20.4									
Benzo(k)fluoranthene		120	114	918	**383**									
Dibenzo(a,h)anthracene		1.20	1.14	9.18	**3.83**									
Indeno(1,2,3-cd)pyrene		12.0	11.4	91.8	**38.3**									
Benzo(g,h,i)perylene		1,800	1,710	10,000	**5,740**									
Benzo(a)pyrene		1.20	1.14	9.18	**3.83**									
Petroleum Carbon Ranges (PCR/TPH)														
C6 - C8		1,410	545	10,000	**10,000**									
C9 - C16		2,240	1,330	10,000	**10,000**									
C17 - C35		10,000	10,000	10,000	**10,000**									
VOCs														
Benzene		0.704	0.279	**9.210**	42.200									
Toluene		1,440	705	10,000	**10,000**									
Ethylbenzene		709	298	**8,240**	10,000									
Xylenes (Total)		95.0	36.8	**1,230.0**	10,000.0									
BTEX														
BTEX		-	-	-	**-**									

Kennedy Town Comprehensive Development Area
Previous Testing Results

Chemical		Risk-based Remediation Goals for Soil				Depth (m below ground level)								
		Urban Residential	Rural Residential	Industrial	Public Parks	0.5	1.5	3.0	4.5	6.0	7.5	9.0	10.5	12.0
		(mg/kg)	(mg/kg)	(mg/kg)	(mg/kg)	Grid 15 - BH142								
Metals														
Arsenic	As	22.1	21.8	196.0	**73.5**									
Barium	Ba	10,000	10,000	10,000	**10,000**									
Cadmium	Cd	73.8	72.8	653.0	**245.0**									
Cobalt	Co	1,480	1,460	10,000	**4,900**									
Chromium VI	Cr(VI)	221	218	1,960	**735**									
Copper	Cu	2,950	2,910	10,000	**9,790**									
Molybdenum	Mo	369	364	3,260	**1,220**									
Nickel	Ni	1,480	1,460	10,000	**4,900**									
Lead	**Pb**	258	255	2,290	**857**	**1030**	492	IS	IS	IS	55.2	62.5	FA	FA
Tin	Sn	10,000	10,000	10,000	**10,000**									
Zinc	Zn	10,000	10,000	10,000	**10,000**									
Mercury	Hg	11.00	6.52	**38.40**	45.60									
SVOCs (PAH)														
Naphthalene		182.0	85.6	**453.0**	914.0									
Acenaphthylene		2,340	1,510	10,000	**10,000**									
Acenaphthene		3,510	3,280	10,000	**10,000**									
Fluorene		2,380	2,250	10,000	**7,450**									
Phenanthrene		10,000	10,000	10,000	**10,000**									
Anthracene		10,000	10,000	10,000	**10,000**									
Fluoranthene		2,400	2,270	10,000	**7,620**									
Pyrene		1,800	1,710	10,000	**5,720**									
Chrysene		871	919	**1,140**	1,540									
Benzo(a)anthracene		12.0	11.4	91.8	**38.3**									
Benzo(b)fluoranthene		9.88	10.1	**17.8**	20.4									
Benzo(k)fluoranthene		120	114	918	**383**									
Dibenzo(a,h)anthracene		1.20	1.14	9.18	**3.83**									
Indeno(1,2,3-cd)pyrene		12.0	11.4	91.8	**38.3**									
Benzo(g,h,i)perylene		1,800	1,710	10,000	**5,740**									
Benzo(a)pyrene		1.20	1.14	9.18	**3.83**									
Petroleum Carbon Ranges (PCR/TPH)														
C6 - C8		1,410	545	10,000	**10,000**									
C9 - C16		2,240	1,330	10,000	**10,000**									
C17 - C35		10,000	10,000	10,000	**10,000**									
VOCs														
Benzene		0.704	0.279	**9.210**	42.200									
Toluene		1,440	705	10,000	**10,000**									
Ethylbenzene		709	298	**8,240**	10,000									
Xylenes (Total)		95.0	36.8	**1,230.0**	10,000.0									
BTEX														
BTEX		-	-	-	**-**									

Chemical		Risk-based Remediation Goals for Soil				Depth (m below ground level)								
		Urban Residential	Rural Residential	Industrial	Public Parks	0.5	1.5	3.0	4.5	6.0	7.5	9.0	10.5	12.0
		(mg/kg)	(mg/kg)	(mg/kg)	(mg/kg)	Grid 15 - BH143								
Metals														
Arsenic	As	22.1	21.8	196.0	**73.5**	14	5.3	3	4.4	4	NA	5.6	3.8	3.2
Barium	Ba	10,000	10,000	10,000	**10,000**	210	81	160	65	100	NA	78	67	94
Cadmium	Cd	73.8	72.8	653.0	**245.0**	1.1	0.3	0.1	0.4	0.1	NA	0.1	0.1	0.1
Cobalt	Co	1,480	1,460	10,000	**4,900**	9.7	3.8	4	4.2	8.3	NA	8.5	3.9	9.4
Chromium VI	Cr(VI)	221	218	1,960	**735**	14	6.7	1.9	18	26	NA	28	12	37
Copper	Cu	2,950	2,910	10,000	**9,790**	180	25	10	21	25	NA	22	14	25
Molybdenum	Mo	369	364	3,260	**1,220**	2.4	1.9	0.9	3.6	0.9	NA	0.8	1.4	0.6
Nickel	Ni	1,480	1,460	10,000	**4,900**	24	4.8	2.6	10	13	NA	16	7.4	17
Lead	Pb	258	255	2,290	**857**	290	130	88	53	47	NA	24	54	19
Tin	Sn	10,000	10,000	10,000	**10,000**	33	11	7.1	6.5	3.2	NA	3.7	2.3	1.8
Zinc	Zn	10,000	10,000	10,000	**10,000**	870	220	110	70	44	NA	40	28	51
Mercury	Hg	11.00	6.52	**38.40**	45.60	IS	IS	IS	IS	IS	NA	IS	IS	IS
SVOCs (PAH)														
Naphthalene		182.0	85.6	**453.0**	914.0	DL	DL	DL	DL	DL	NA	DL	DL	DL
Acenaphthylene		2,340	1,510	10,000	**10,000**	0.24	0.088	DL	DL	DL	NA	DL	DL	DL
Acenaphthene		3,510	3,280	10,000	**10,000**	DL	DL	DL	DL	DL	NA	DL	DL	DL
Fluorene		2,380	2,250	10,000	**7,450**	DL	DL	DL	DL	DL	NA	DL	DL	DL
Phenanthrene		10,000	10,000	10,000	**10,000**	0.11	DL	DL	DL	DL	NA	DL	DL	DL
Anthracene		10,000	10,000	10,000	**10,000**	0.14	DL	DL	DL	DL	NA	DL	DL	DL
Fluoranthene		2,400	2,270	10,000	**7,620**	0.7	0.26	DL	DL	DL	NA	DL	DL	DL
Pyrene		1,800	1,710	10,000	**5,720**	0.74	0.34	DL	DL	DL	NA	DL	DL	0.17
Chrysene		871	919	**1,140**	1,540	0.51	0.23	DL	DL	DL	NA	DL	DL	DL
Benzo(a)anthracene		12.0	11.4	91.8	**38.3**	0.52	0.18	DL	DL	DL	NA	DL	DL	DL
Benzo(b)fluoranthene		9.88	10.1	**17.8**	20.4	0.77	0.21	DL	DL	DL	NA	DL	DL	DL
Benzo(k)fluoranthene		120	114	918	**383**	0.64	0.2	DL	DL	DL	NA	DL	DL	DL
Dibenzo(a,h)anthracene		1.20	1.14	9.18	**3.83**	0.21	DL	DL	DL	DL	NA	DL	DL	DL
Indeno(1,2,3-cd)pyrene		12.0	11.4	91.8	**38.3**	0.37	DL	DL	DL	DL	NA	DL	DL	DL
Benzo(g,h,i)perylene		1,800	1,710	10,000	**5,740**	0.57	0.18	DL	DL	DL	NA	DL	DL	DL
Benzo(a)pyrene		1.20	1.14	9.18	**3.83**	0.77	0.2	DL	DL	DL	NA	DL	DL	DL
Petroleum Carbon Ranges (PCR/TPH)														
C6 - C8		1,410	545	10,000	**10,000**	IS	IS	IS	IS	NA	NA	NA	IS	IS
C9 - C16		2,240	1,330	10,000	**10,000**	IS	IS	IS	IS	NA	NA	NA	IS	IS
C17 - C35		10,000	10,000	10,000	**10,000**	IS	IS	IS	IS	NA	NA	NA	IS	IS
VOCs														
Benzene		0.704	0.279	**9.210**	42.200	IS	IS	IS	IS	NA	NA	NA	IS	IS
Toluene		1,440	705	10,000	**10,000**	IS	IS	IS	IS	NA	NA	NA	IS	IS
Ethylbenzene		709	298	**8,240**	10,000	IS	IS	IS	IS	NA	NA	NA	IS	IS
Xylenes (Total)		95.0	36.8	**1,230.0**	10,000.0	IS	IS	IS	IS	NA	NA	NA	IS	IS
BTEX														
BTEX		-	-	-	**-**	IS	IS	IS	IS	NA	NA	NA	IS	IS

Kennedy Town Comprehensive Development Area
Previous Testing Results

Chemical		Risk-based Remediation Goals for Soil				Depth (m below ground level)								
		Urban Residential	Rural Residential	Industrial	Public Parks	13.5	15.0							
		(mg/kg)	(mg/kg)	(mg/kg)	(mg/kg)	Grid 15 - BH143								
Metals														
Arsenic	As	22.1	21.8	196.0	**73.5**	NS	6.4							
Barium	Ba	10,000	10,000	10,000	**10,000**	NS	160							
Cadmium	Cd	73.8	72.8	653.0	**245.0**	NS	0.2							
Cobalt	Co	1,480	1,460	10,000	**4,900**	NS	6.8							
Chromium VI	Cr(VI)	221	218	1,960	**735**	NS	20							
Copper	Cu	2,950	2,910	10,000	**9,790**	NS	49							
Molybdenum	Mo	369	364	3,260	**1,220**	NS	1.9							
Nickel	Ni	1,480	1,460	10,000	**4,900**	NS	14							
Lead	Pb	258	255	2,290	**857**	NS	230							
Tin	Sn	10,000	10,000	10,000	**10,000**	NS	19							
Zinc	Zn	10,000	10,000	10,000	**10,000**	NS	150							
Mercury	Hg	11.00	6.52	**38.40**	45.60	NS	IS							
SVOCs (PAH)														
Naphthalene		182.0	85.6	**453.0**	914.0	NS	DL							
Acenaphthylene		2,340	1,510	10,000	**10,000**	NS	DL							
Acenaphthene		3,510	3,280	10,000	**10,000**	NS	DL							
Fluorene		2,380	2,250	10,000	**7,450**	NS	DL							
Phenanthrene		10,000	10,000	10,000	**10,000**	NS	DL							
Anthracene		10,000	10,000	10,000	**10,000**	NS	DL							
Fluoranthene		2,400	2,270	10,000	**7,620**	NS	DL							
Pyrene		1,800	1,710	10,000	**5,720**	NS	DL							
Chrysene		871	919	**1,140**	1,540	NS	DL							
Benzo(a)anthracene		12.0	11.4	91.8	**38.3**	NS	DL							
Benzo(b)fluoranthene		9.88	10.1	**17.8**	20.4	NS	DL							
Benzo(k)fluoranthene		120	114	918	**383**	NS	DL							
Dibenzo(a,h)anthracene		1.20	1.14	9.18	**3.83**	NS	DL							
Indeno(1,2,3-cd)pyrene		12.0	11.4	91.8	**38.3**	NS	DL							
Benzo(g,h,i)perylene		1,800	1,710	10,000	**5,740**	NS	DL							
Benzo(a)pyrene		1.20	1.14	9.18	**3.83**	NS	DL							
Petroleum Carbon Ranges (PCR/TPH)														
C6 - C8		1,410	545	10,000	**10,000**	NS	IS							
C9 - C16		2,240	1,330	10,000	**10,000**									
C17 - C35		10,000	10,000	10,000	**10,000**									
VOCs														
Benzene		0.704	0.279	**9.210**	42.200	NS	IS							
Toluene		1,440	705	10,000	**10,000**	NS	IS							
Ethylbenzene		709	298	**8,240**	10,000	NS	IS							
Xylenes (Total)		95.0	36.8	**1,230.0**	10,000.0	NS	IS							
BTEX														
BTEX		-	-	-	**-**	NS	IS							

Chemical		Risk-based Remediation Goals for Soil				Depth (m below ground level)								
		Urban Residential	Rural Residential	Industrial	Public Parks	0.5	1.5	3.0	4.5	6.0	7.5	9.0	10.5	12.0
		(mg/kg)	(mg/kg)	(mg/kg)	(mg/kg)	Grid 15 - BH144								
Metals														
Arsenic	As	22.1	21.8	196.0	**73.5**					NS				
Barium	Ba	10,000	10,000	10,000	**10,000**					NS				
Cadmium	Cd	73.8	72.8	653.0	**245.0**					NS				
Cobalt	Co	1,480	1,460	10,000	**4,900**					NS				
Chromium VI	Cr(VI)	221	218	1,960	**735**					NS				
Copper	Cu	2,950	2,910	10,000	**9,790**	29	35	120	43	NS	FA	FA	FA	FA
Molybdenum	Mo	369	364	3,260	**1,220**					NS				
Nickel	Ni	1,480	1,460	10,000	**4,900**					NS				
Lead	Pb	258	255	2,290	**857**	53	40	230	140	NS	FA	FA	FA	FA
Tin	Sn	10,000	10,000	10,000	**10,000**					NS				
Zinc	Zn	10,000	10,000	10,000	**10,000**	82	35	270	210	NS	FA	FA	FA	FA
Mercury	Hg	11.00	6.52	**38.40**	45.60					NS				
SVOCs (PAH)														
Naphthalene		182.0	85.6	**453.0**	914.0					NS				
Acenaphthylene		2,340	1,510	10,000	**10,000**					NS				
Acenaphthene		3,510	3,280	10,000	**10,000**					NS				
Fluorene		2,380	2,250	10,000	**7,450**					NS				
Phenanthrene		10,000	10,000	10,000	**10,000**					NS				
Anthracene		10,000	10,000	10,000	**10,000**					NS				
Fluoranthene		2,400	2,270	10,000	**7,620**					NS				
Pyrene		1,800	1,710	10,000	**5,720**					NS				
Chrysene		871	919	**1,140**	1,540					NS				
Benzo(a)anthracene		12.0	11.4	91.8	**38.3**					NS				
Benzo(b)fluoranthene		9.88	10.1	**17.8**	20.4					NS				
Benzo(k)fluoranthene		120	114	918	**383**					NS				
Dibenzo(a,h)anthracene		1.20	1.14	9.18	**3.83**					NS				
Indeno(1,2,3-cd)pyrene		12.0	11.4	91.8	**38.3**					NS				
Benzo(g,h,i)perylene		1,800	1,710	10,000	**5,740**					NS				
Benzo(a)pyrene		1.20	1.14	9.18	**3.83**					NS				
Petroleum Carbon Ranges (PCR/TPH)														
C6 - C8		1,410	545	10,000	**10,000**					NS				
C9 - C16		2,240	1,330	10,000	**10,000**					NS				
C17 - C35		10,000	10,000	10,000	**10,000**					NS				
VOCs														
Benzene		0.704	0.279	**9.210**	42.200					NS				
Toluene		1,440	705	10,000	**10,000**					NS				
Ethylbenzene		709	298	**8,240**	10,000					NS				
Xylenes (Total)		95.0	36.8	**1,230.0**	10,000.0					NS				
BTEX														
BTEX		-	-	-	**-**					NS				

Kennedy Town Comprehensive Development Area
Previous Testing Results

Chemical		Risk-based Remediation Goals for Soil				Depth (m below ground level)								
		Urban Residential	Rural Residential	Industrial	Public Parks	0.5	1.5	3.0	4.5	6.0	7.5	9.0	10.5	12.0
		(mg/kg)	(mg/kg)	(mg/kg)	(mg/kg)	Grid 15 - BH145								
Metals														
Arsenic	As	22.1	21.8	196.0	**73.5**		NS	NS						
Barium	Ba	10,000	10,000	10,000	**10,000**		NS	NS						
Cadmium	Cd	73.8	72.8	653.0	**245.0**		NS	NS						
Cobalt	Co	1,480	1,460	10,000	**4,900**		NS	NS						
Chromium VI	Cr(VI)	221	218	1,960	**735**		NS	NS						
Copper	Cu	2,950	2,910	10,000	**9,790**		NS	NS						
Molybdenum	Mo	369	364	3,260	**1,220**		NS	NS						
Nickel	Ni	1,480	1,460	10,000	**4,900**		NS	NS						
Lead	Pb	258	255	2,290	**857**	71	NS	NS	FA	FA	FA	FA	FA	FA
Tin	Sn	10,000	10,000	10,000	**10,000**		NS	NS						
Zinc	Zn	10,000	10,000	10,000	**10,000**		NS	NS						
Mercury	Hg	11.00	6.52	**38.40**	45.60		NS	NS						
SVOCs (PAH)														
Naphthalene		182.0	85.6	**453.0**	914.0		NS	NS						
Acenaphthylene		2,340	1,510	10,000	**10,000**		NS	NS						
Acenaphthene		3,510	3,280	10,000	**10,000**		NS	NS						
Fluorene		2,380	2,250	10,000	**7,450**		NS	NS						
Phenanthrene		10,000	10,000	10,000	**10,000**		NS	NS						
Anthracene		10,000	10,000	10,000	**10,000**		NS	NS						
Fluoranthene		2,400	2,270	10,000	**7,620**		NS	NS						
Pyrene		1,800	1,710	10,000	**5,720**		NS	NS						
Chrysene		871	919	**1,140**	1,540		NS	NS						
Benzo(a)anthracene		12.0	11.4	91.8	**38.3**		NS	NS						
Benzo(b)fluoranthene		9.88	10.1	**17.8**	20.4		NS	NS						
Benzo(k)fluoranthene		120	114	918	**383**		NS	NS						
Dibenzo(a,h)anthracene		1.20	1.14	9.18	**3.83**		NS	NS						
Indeno(1,2,3-cd)pyrene		12.0	11.4	91.8	**38.3**		NS	NS						
Benzo(g,h,i)perylene		1,800	1,710	10,000	**5,740**		NS	NS						
Benzo(a)pyrene		1.20	1.14	9.18	**3.83**		NS	NS						
Petroleum Carbon Ranges (PCR/TPH)														
C6 - C8		1,410	545	10,000	**10,000**		NS	NS						
C9 - C16		2,240	1,330	10,000	**10,000**		NS	NS						
C17 - C35		10,000	10,000	10,000	**10,000**		NS	NS						
VOCs														
Benzene		0.704	0.279	**9.210**	42.200		NS	NS						
Toluene		1,440	705	10,000	**10,000**		NS	NS						
Ethylbenzene		709	298	**8,240**	10,000		NS	NS						
Xylenes (Total)		95.0	36.8	**1,230.0**	10,000.0		NS	NS						
BTEX														
BTEX		-	-	-	**-**		NS	NS						

Chemical		Risk-based Remediation Goals for Soil				Depth (m below ground level)								
		Urban Residential	Rural Residential	Industrial	Public Parks	0.5	1.5	3.0	4.5	6.0	7.5	9.0	10.5	12.0
		(mg/kg)	(mg/kg)	(mg/kg)	(mg/kg)	Grid 15 - BH150								
Metals														
Arsenic	As	22.1	21.8	196.0	**73.5**	3.7	5	FA	NS	NS	FA	FA	FA	FA
Barium	Ba	10,000	10,000	10,000	**10,000**				NS	NS				
Cadmium	Cd	73.8	72.8	653.0	**245.0**				NS	NS				
Cobalt	Co	1,480	1,460	10,000	**4,900**				NS	NS				
Chromium VI	Cr(VI)	221	218	1,960	**735**				NS	NS				
Copper	Cu	2,950	2,910	10,000	**9,790**	24	21	FA	NS	NS	FA	FA	FA	FA
Molybdenum	Mo	369	364	3,260	**1,220**				NS	NS				
Nickel	Ni	1,480	1,460	10,000	**4,900**				NS	NS				
Lead	Pb	258	255	2,290	**857**	44	110	FA	NS	NS	FA	FA	FA	FA
Tin	Sn	10,000	10,000	10,000	**10,000**				NS	NS				
Zinc	Zn	10,000	10,000	10,000	**10,000**	100	170	FA	NS	NS	FA	FA	FA	FA
Mercury	Hg	11.00	6.52	**38.40**	45.60	0.89	0.4	FA	NS	NS	FA	FA	FA	FA
SVOCs (PAH)														
Naphthalene		182.0	85.6	**453.0**	914.0	DL	DL	DL	NS	NS	DL	DL	DL	DL
Acenaphthylene		2,340	1,510	10,000	**10,000**	DL	0.25	DL	NS	NS	DL	DL	DL	0.15
Acenaphthene		3,510	3,280	10,000	**10,000**	DL	DL	DL	NS	NS	DL	DL	DL	DL
Fluorene		2,380	2,250	10,000	**7,450**	DL	DL	DL	NS	NS	DL	DL	DL	DL
Phenanthrene		10,000	10,000	10,000	**10,000**	DL	0.23	DL	NS	NS	0.16	DL	DL	0.15
Anthracene		10,000	10,000	10,000	**10,000**	DL	0.21	DL	NS	NS	DL	DL	DL	0.1
Fluoranthene		2,400	2,270	10,000	**7,620**	DL	0.79	DL	NS	NS	0.23	DL	DL	0.44
Pyrene		1,800	1,710	10,000	**5,720**	DL	0.88	DL	NS	NS	0.21	DL	DL	0.54
Chrysene		871	919	**1,140**	1,540	DL	0.6	DL	NS	NS	DL	DL	DL	0.29
Benzo(a)anthracene		12.0	11.4	91.8	**38.3**	DL	0.55	DL	NS	NS	DL	DL	DL	0.27
Benzo(b)fluoranthene		9.88	10.1	**17.8**	20.4	DL	0.65	DL	NS	NS	DL	DL	DL	0.42
Benzo(k)fluoranthene		120	114	918	**383**	DL	0.42	DL	NS	NS	DL	DL	DL	0.25
Dibenzo(a,h)anthracene		1.20	1.14	9.18	**3.83**	DL	DL	DL	NS	NS	DL	DL	DL	DL
Indeno(1,2,3-cd)pyrene		12.0	11.4	91.8	**38.3**	DL	0.57	DL	NS	NS	DL	DL	DL	0.38
Benzo(g,h,i)perylene		1,800	1,710	10,000	**5,740**	DL	0.63	DL	NS	NS	DL	DL	DL	0.51
Benzo(a)pyrene		1.20	1.14	9.18	**3.83**	DL	0.99	DL	NS	NS	DL	DL	DL	0.57
Petroleum Carbon Ranges (PCR/TPH)														
C6 - C8		1,410	545	10,000	**10,000**				NS	NS				
C9 - C16		2,240	1,330	10,000	**10,000**				NS	NS				
C17 - C35		10,000	10,000	10,000	**10,000**				NS	NS				
VOCs														
Benzene		0.704	0.279	**9.210**	42.200				NS	NS				
Toluene		1,440	705	10,000	**10,000**				NS	NS				
Ethylbenzene		709	298	**8,240**	10,000				NS	NS				
Xylenes (Total)		95.0	36.8	**1,230.0**	10,000.0				NS	NS				
BTEX														
BTEX		-	-	-	**-**				NS	NS				

Kennedy Town Comprehensive Development Area
Previous Testing Results

Chemical		Risk-based Remediation Goals for Soil				Depth (m below ground level)								
		Urban Residential	Rural Residential	Industrial	Public Parks	13.5								
		(mg/kg)	(mg/kg)	(mg/kg)	(mg/kg)	Grid 15 - BH150								
Metals														
Arsenic	As	22.1	21.8	196.0	**73.5**									
Barium	Ba	10,000	10,000	10,000	**10,000**									
Cadmium	Cd	73.8	72.8	653.0	**245.0**									
Cobalt	Co	1,480	1,460	10,000	**4,900**									
Chromium VI	Cr(VI)	221	218	1,960	**735**									
Copper	Cu	2,950	2,910	10,000	**9,790**									
Molybdenum	Mo	369	364	3,260	**1,220**									
Nickel	Ni	1,480	1,460	10,000	**4,900**									
Lead	Pb	258	255	2,290	**857**									
Tin	Sn	10,000	10,000	10,000	**10,000**									
Zinc	Zn	10,000	10,000	10,000	**10,000**									
Mercury	Hg	11.00	6.52	**38.40**	45.60									
SVOCs (PAH)														
Naphthalene		182.0	85.6	**453.0**	914.0	DL								
Acenaphthylene		2,340	1,510	10,000	**10,000**	DL								
Acenaphthene		3,510	3,280	10,000	**10,000**	DL								
Fluorene		2,380	2,250	10,000	**7,450**	DL								
Phenanthrene		10,000	10,000	10,000	**10,000**	0.06								
Anthracene		10,000	10,000	10,000	**10,000**	DL								
Fluoranthene		2,400	2,270	10,000	**7,620**	0.19								
Pyrene		1,800	1,710	10,000	**5,720**	0.2								
Chrysene		871	919	**1,140**	1,540	DL								
Benzo(a)anthracene		12.0	11.4	91.8	**38.3**	DL								
Benzo(b)fluoranthene		9.88	10.1	**17.8**	20.4	DL								
Benzo(k)fluoranthene		120	114	918	**383**	DL								
Dibenzo(a,h)anthracene		1.20	1.14	9.18	**3.83**	DL								
Indeno(1,2,3-cd)pyrene		12.0	11.4	91.8	**38.3**	DL								
Benzo(g,h,i)perylene		1,800	1,710	10,000	**5,740**	0.18								
Benzo(a)pyrene		1.20	1.14	9.18	**3.83**	DL								
Petroleum Carbon Ranges (PCR/TPH)														
C6 - C8		1,410	545	10,000	**10,000**									
C9 - C16		2,240	1,330	10,000	**10,000**									
C17 - C35		10,000	10,000	10,000	**10,000**									
VOCs														
Benzene		0.704	0.279	**9.210**	42.200									
Toluene		1,440	705	10,000	**10,000**									
Ethylbenzene		709	298	**8,240**	10,000									
Xylenes (Total)		95.0	36.8	**1,230.0**	10,000.0									
BTEX														
BTEX		-	-	-	-									

Chemical		Risk-based Remediation Goals for Soil				Depth (m below ground level)								
		Urban Residential	Rural Residential	Industrial	Public Parks	0.5	1.5	3.0	4.5	6.0	7.5	9.0	10.5	12.0
		(mg/kg)	(mg/kg)	(mg/kg)	(mg/kg)	Grid 16 - BH146								
Metals														
Arsenic	As	22.1	**21.8**	196.0	**73.5**	6.7	8.3	FA	FA	FA	FA	NA	FA	NA
Barium	Ba	10,000	**10,000**	10,000	**10,000**									
Cadmium	Cd	73.8	**72.8**	653.0	**245.0**									
Cobalt	Co	1,480	**1,460**	10,000	**4,900**									
Chromium VI	Cr(VI)	221	**218**	1,960	**735**									
Copper	Cu	2,950	**2,910**	10,000	**9,790**	76	150	IS	IS	IS	IS	NA	IS	NA
Molybdenum	Mo	369	**364**	3,260	**1,220**									
Nickel	Ni	1,480	**1,460**	10,000	**4,900**									
Lead	**Pb**	258	**255**	2,290	**857**	110	**300**	IS	IS	IS	IS	NA	IS	NA
Tin	Sn	10,000	**10,000**	10,000	**10,000**									
Zinc	Zn	10,000	**10,000**	10,000	**10,000**	170	460	FA	FA	FA	FA	NA	FA	NA
Mercury	Hg	11.00	**6.52**	**38.40**	45.60	0.24	0.42	FA	FA	FA	FA	NA	FA	NA
SVOCs (PAH)														
Naphthalene		182.0	**85.6**	**453.0**	914.0	DL	DL	DL	DL	DL	DL	NA	0.42	NA
Acenaphthylene		2,340	**1,510**	10,000	**10,000**	DL	DL	DL	0.16	DL	DL	NA	2.5	NA
Acenaphthene		3,510	**3,280**	10,000	**10,000**	DL	DL	DL	DL	DL	DL	NA	0.18	NA
Fluorene		2,380	**2,250**	10,000	**7,450**	DL	DL	DL	DL	DL	DL	NA	0.42	NA
Phenanthrene		10,000	**10,000**	10,000	**10,000**	DL	DL	DL	DL	DL	DL	NA	6.3	NA
Anthracene		10,000	**10,000**	10,000	**10,000**	DL	DL	DL	DL	DL	DL	NA	2.5	NA
Fluoranthene		2,400	**2,270**	10,000	**7,620**	DL	DL	DL	DL	DL	DL	NA	17	NA
Pyrene		1,800	**1,710**	10,000	**5,720**	DL	DL	DL	DL	DL	DL	NA	16	NA
Chrysene		**871**	919	**1,140**	1,540	DL	DL	DL	DL	DL	DL	NA	5.6	NA
Benzo(a)anthracene		12.0	**11.4**	91.8	**38.3**	DL	DL	DL	DL	DL	DL	NA	8.1	NA
Benzo(b)fluoranthene		**9.88**	10.1	**17.8**	20.4	DL	DL	DL	DL	DL	DL	NA	7.6	NA
Benzo(k)fluoranthene		120	**114**	918	**383**	DL	DL	DL	DL	DL	DL	NA	10	NA
Dibenzo(a,h)anthracene		1.20	**1.14**	9.18	**3.83**	DL	DL	DL	DL	DL	DL	NA	**3**	NA
Indeno(1,2,3-cd)pyrene		12.0	**11.4**	91.8	**38.3**	DL	DL	DL	DL	DL	DL	NA	6.2	NA
Benzo(g,h,i)perylene		1,800	**1,710**	10,000	**5,740**	DL	DL	DL	DL	DL	DL	NA	13	NA
Benzo(a)pyrene		1.20	**1.14**	9.18	**3.83**	DL	DL	DL	DL	DL	DL	NA	**10**	NA
Petroleum Carbon Ranges (PCR/TPH)														
C6 - C8		1,410	**545**	10,000	**10,000**									
C9 - C16		2,240	**1,330**	10,000	**10,000**									
C17 - C35		10,000	**10,000**	10,000	**10,000**									
VOCs														
Benzene		0.704	**0.279**	**9.210**	42.200									
Toluene		1,440	**705**	10,000	**10,000**									
Ethylbenzene		709	**298**	**8,240**	10,000									
Xylenes (Total)		95.0	**36.8**	**1,230.0**	10,000.0									
BTEX														
BTEX		-	-	-	-									

Kennedy Town Comprehensive Development Area
Previous Testing Results

Chemical		Risk-based Remediation Goals for Soil				Depth (m below ground level)								
		Urban Residential	Rural Residential	Industrial	Public Parks	0.5	1.5	3.0	4.5	6.0	7.5	9.0	10.5	12.0
		(mg/kg)	(mg/kg)	(mg/kg)	(mg/kg)	Grid 16 - BH147								
Metals														
Arsenic	As	22.1	**21.8**	196.0	**73.5**	7.3	5.6	NS	FA	FA	FA	FA	FA	FA
Barium	Ba	10,000	**10,000**	10,000	**10,000**									
Cadmium	Cd	73.8	**72.8**	653.0	**245.0**									
Cobalt	Co	1,480	**1,460**	10,000	**4,900**									
Chromium VI	Cr(VI)	221	**218**	1,960	**735**									
Copper	Cu	2,950	**2,910**	10,000	**9,790**	29	23	NS	FA	FA	FA	FA	FA	FA
Molybdenum	Mo	369	**364**	3,260	**1,220**									
Nickel	Ni	1,480	**1,460**	10,000	**4,900**									
Lead	Pb	258	**255**	2,290	**857**	110	52	NS	FA	FA	FA	FA	FA	FA
Tin	Sn	10,000	**10,000**	10,000	**10,000**									
Zinc	Zn	10,000	**10,000**	10,000	**10,000**	150	140	NS	FA	FA	FA	FA	FA	FA
Mercury	Hg	11.00	**6.52**	**38.40**	45.60	IS	IS	NS	FA	FA	FA	FA	FA	FA
SVOCs (PAH)														
Naphthalene		182.0	**85.6**	**453.0**	914.0	DL	DL	NS	DL	DL	0.55	DL	0.16	DL
Acenaphthylene		2,340	**1,510**	10,000	**10,000**	DL	DL	NS	DL	0.42	28	1.4	0.39	DL
Acenaphthene		3,510	**3,280**	10,000	**10,000**	DL	DL	NS	DL	DL	3.6	0.071	DL	DL
Fluorene		2,380	**2,250**	10,000	**7,450**	DL	DL	NS	DL	0.065	13	DL	0.055	DL
Phenanthrene		10,000	**10,000**	10,000	**10,000**	DL	DL	NS	DL	0.17	58	0.086	0.15	0.081
Anthracene		10,000	**10,000**	10,000	**10,000**	DL	DL	NS	0.089	0.18	27	0.07	0.15	DL
Fluoranthene		2,400	**2,270**	10,000	**7,620**	DL	DL	NS	0.73	0.18	110	0.23	1.3	0.27
Pyrene		1,800	**1,710**	10,000	**5,720**	DL	0.19	NS	0.78	1.6	110	2.5	1.3	0.29
Chrysene		**871**	919	**1,140**	1,540	DL	DL	NS	0.46	0.89	37	0.61	0.56	DL
Benzo(a)anthracene		12.0	**11.4**	91.8	**38.3**	DL	DL	NS	0.27	0.96	**56**	0.63	0.69	DL
Benzo(b)fluoranthene		**9.88**	10.1	**17.8**	20.4	DL	DL	NS	0.94	3.3	**44**	1.5	1.3	0.18
Benzo(k)fluoranthene		120	**114**	918	**383**	DL	DL	NS	0.92	2.1	37	2.1	0.99	0.23
Dibenzo(a,h)anthracene		1.20	**1.14**	9.18	**3.83**	DL	DL	NS	DL	0.41	**12**	0.26	0.36	DL
Indeno(1,2,3-cd)pyrene		12.0	**11.4**	91.8	**38.3**	DL	DL	NS	DL	0.55	11	0.54	0.51	DL
Benzo(g,h,i)perylene		1,800	**1,710**	10,000	**5,740**	DL	DL	NS	0.46	DL	21	0.98	0.89	0.21
Benzo(a)pyrene		1.20	**1.14**	9.18	**3.83**	DL	DL	NS	0.7	**1.7**	**68**	**1.4**	**1.6**	0.22
Petroleum Carbon Ranges (PCR/TPH)														
C6 - C8		1,410	**545**	10,000	**10,000**									
C9 - C16		2,240	**1,330**	10,000	**10,000**									
C17 - C35		10,000	**10,000**	10,000	**10,000**									
VOCs														
Benzene		0.704	**0.279**	**9.210**	42.200									
Toluene		1,440	**705**	10,000	**10,000**									
Ethylbenzene		709	**298**	**8,240**	10,000									
Xylenes (Total)		95.0	**36.8**	**1,230.0**	10,000.0									
BTEX														
BTEX		-	-	-	-									

Chemical		Risk-based Remediation Goals for Soil				Depth (m below ground level)								
		Urban Residential	Rural Residential	Industrial	Public Parks	0.5	1.5	3.0	4.5	6.0	7.5	9.0	10.5	12.0
		(mg/kg)	(mg/kg)	(mg/kg)	(mg/kg)	Grid 16 - BH148								
Metals														
Arsenic	As	22.1	**21.8**	196.0	**73.5**	14	NA	NA	7.5	9.9	4.9	16	NA	3.8
Barium	Ba	10,000	**10,000**	10,000	**10,000**	130	NA	NA	1.2	200	170	100	NA	200
Cadmium	Cd	73.8	**72.8**	653.0	**245.0**	0.8	NA	NA	0.3	0.3	0.2	0.3	NA	0.2
Cobalt	Co	1,480	**1,460**	10,000	**4,900**	5.4	NA	NA	0.8	3.6	2.5	4.7	NA	7.7
Chromium VI	Cr(VI)	221	**218**	1,960	**735**	13	NA	NA	6.3	6.2	11	7.8	NA	14
Copper	Cu	2,950	**2,910**	10,000	**9,790**	120	NA	NA	45	23	27	33	NA	13
Molybdenum	Mo	369	**364**	3,260	**1,220**	2.3	NA	NA	1.1	0.6	2.6	2.1	NA	1.6
Nickel	Ni	1,480	**1,460**	10,000	**4,900**	16	NA	NA	4.8	9.1	6	10	NA	8.4
Lead	**Pb**	258	**255**	2,290	**857**	**270**	NA	NA	120	**390**	**260**	240	NA	200
Tin	Sn	10,000	**10,000**	10,000	**10,000**	44	NA	NA	0.9	3.1	11	22	NA	11
Zinc	Zn	10,000	**10,000**	10,000	**10,000**	360	NA	NA	94	200	110	230	NA	170
Mercury	Hg	11.00	**6.52**	**38.40**	45.60	IS	NA	NA	0.1	IS	0.28	0.91	NA	0.59
SVOCs (PAH)														
Naphthalene		182.0	**85.6**	**453.0**	914.0	DL	NA	NA	DL	DL	DL	DL	NA	DL
Acenaphthylene		2,340	**1,510**	10,000	**10,000**	0.093	NA	NA	0.086	0.42	0.28	0.22	NA	DL
Acenaphthene		3,510	**3,280**	10,000	**10,000**	DL	NA	NA	DL	DL	DL	DL	NA	DL
Fluorene		2,380	**2,250**	10,000	**7,450**	DL	NA	NA	DL	DL	DL	DL	NA	DL
Phenanthrene		10,000	**10,000**	10,000	**10,000**	0.067	NA	NA	DL	0.13	0.18	0.11	NA	DL
Anthracene		10,000	**10,000**	10,000	**10,000**	0.084	NA	NA	0.07	0.18	0.21	0.075	NA	DL
Fluoranthene		2,400	**2,270**	10,000	**7,620**	0.29	NA	NA	0.23	1.2	DL	1.7	NA	DL
Pyrene		1,800	**1,710**	10,000	**5,720**	0.34	NA	NA	0.26	1.2	1.3	2	NA	DL
Chrysene		**871**	919	**1,140**	1,540	0.19	NA	NA	DL	0.5	0.6	0.96	NA	DL
Benzo(a)anthracene		12.0	**11.4**	91.8	**38.3**	DL	NA	NA	DL	0.62	0.49	0.91	NA	DL
Benzo(b)fluoranthene		**9.88**	10.1	**17.8**	20.4	0.27	NA	NA	0.3	1	0.48	0.88	NA	DL
Benzo(k)fluoranthene		120	**114**	918	**383**	0.25	NA	NA	0.18	0.42	0.65	1	NA	DL
Dibenzo(a,h)anthracene		1.20	**1.14**	9.18	**3.83**	DL	NA	NA	DL	DL	DL	DL	NA	DL
Indeno(1,2,3-cd)pyrene		12.0	**11.4**	91.8	**38.3**	DL	NA	NA	DL	0.23	DL	0.17	NA	DL
Benzo(g,h,i)perylene		1,800	**1,710**	10,000	**5,740**	0.2	NA	NA	DL	0.46	0.25	0.44	NA	DL
Benzo(a)pyrene		1.20	**1.14**	9.18	**3.83**	0.19	NA	NA	DL	0.72	0.37	0.67	NA	DL
Petroleum Carbon Ranges (PCR/TPH)														
C6 - C8		1,410	**545**	10,000	**10,000**	IS	NA	NA		IS			NA	
C9 - C16		2,240	**1,330**	10,000	**10,000**	IS	NA	NA	<252	IS	**<838**	<346	NA	<252
C17 - C35		10,000	**10,000**	10,000	**10,000**	IS	NA	NA		IS			NA	
VOCs														
Benzene		0.704	**0.279**	**9.210**	42.200	IS	NA	NA	DL	IS	DL	DL	NA	DL
Toluene		1,440	**705**	10,000	**10,000**	IS	NA	NA	DL	IS	DL	DL	NA	DL
Ethylbenzene		709	**298**	**8,240**	10,000	IS	NA	NA	DL	IS	DL	DL	NA	DL
Xylenes (Total)		95.0	**36.8**	**1,230.0**	10,000.0	IS	NA	NA	DL	IS	DL	DL	NA	DL
BTEX														
BTEX		-	-	-	-	IS	NA	NA	DL	IS	DL	DL	NA	DL

Kennedy Town Comprehensive Development Area
Previous Testing Results

Chemical		Risk-based Remediation Goals for Soil				Depth (m below ground level)								
		Urban Residential	Rural Residential	Industrial	Public Parks	0.5	1.5	3.0	4.5	6.0	7.5	9.0	10.5	12.0
		(mg/kg)	(mg/kg)	(mg/kg)	(mg/kg)	Grid 16 - BH149								
Metals														
Arsenic	As	22.1	**21.8**	196.0	**73.5**	11	16	FA	FA	FA	FA	FA	FA	NS
Barium	Ba	10,000	**10,000**	10,000	**10,000**									
Cadmium	Cd	73.8	**72.8**	653.0	**245.0**									
Cobalt	Co	1,480	**1,460**	10,000	**4,900**									
Chromium VI	Cr(VI)	221	**218**	1,960	**735**									
Copper	Cu	2,950	**2,910**	10,000	**9,790**	150	230	IS	IS	IS	IS	IS	IS	NS
Molybdenum	Mo	369	**364**	3,260	**1,220**									
Nickel	Ni	1,480	**1,460**	10,000	**4,900**									
Lead	**Pb**	258	**255**	2,290	**857**	**410**	**570**	IS	IS	IS	IS	IS	IS	NS
Tin	Sn	10,000	**10,000**	10,000	**10,000**									
Zinc	Zn	10,000	**10,000**	10,000	**10,000**	540	990	IS	IS	IS	IS	IS	IS	NS
Mercury	Hg	11.00	**6.52**	**38.40**	45.60	1.28	1.87	FA	FA	FA	FA	FA	FA	NS
SVOCs (PAH)														
Naphthalene		182.0	**85.6**	**453.0**	914.0	DL	DL	DL	DL	DL	0.32	1.5	DL	NS
Acenaphthylene		2,340	**1,510**	10,000	**10,000**	0.082	0.35	DL	0.57	0.32	2	6.9	0.12	NS
Acenaphthene		3,510	**3,280**	10,000	**10,000**	DL	DL	DL	DL	DL	0.27	1.3	DL	NS
Fluorene		2,380	**2,250**	10,000	**7,450**	DL	DL	DL	DL	DL	1.4	6.5	DL	NS
Phenanthrene		10,000	**10,000**	10,000	**10,000**	0.082	0.24	0.17	0.064	0.71	7.1	20	0.07	NS
Anthracene		10,000	**10,000**	10,000	**10,000**	0.071	0.21	0.058	DL	0.38	2.5	8.6	0.07	NS
Fluoranthene		2,400	**2,270**	10,000	**7,620**	DL	DL	0.39	0.29	2.9	0.55	3.2	DL	NS
Pyrene		1,800	**1,710**	10,000	**5,720**	0.34	0.81	0.44	0.38	3.4	9.8	21	0.35	NS
Chrysene		**871**	919	**1,140**	1,540	0.19	0.48	0.29	0.25	0.98	5.3	15	DL	NS
Benzo(a)anthracene		12.0	**11.4**	91.8	**38.3**	0.15	0.51	0.19	DL	1.3	8.1	**26**	0.2	NS
Benzo(b)fluoranthene		**9.88**	10.1	**17.8**	20.4	0.25	0.66	0.22	0.2	1.6	3.1	9.5	0.23	NS
Benzo(k)fluoranthene		120	**114**	918	**383**	0.22	0.74	0.27	0.25	3.1	7.7	13	0.32	NS
Dibenzo(a,h)anthracene		1.20	**1.14**	9.18	**3.83**	DL	0.18	DL	DL	0.49	**2**	**4.9**	DL	NS
Indeno(1,2,3-cd)pyrene		12.0	**11.4**	91.8	**38.3**	DL	0.34	DL	DL	0.86	2.9	9.5	DL	NS
Benzo(g,h,i)perylene		1,800	**1,710**	10,000	**5,740**	0.21	0.7	0.26	0.22	1.7	5	12	DL	NS
Benzo(a)pyrene		1.20	**1.14**	9.18	**3.83**	DL	0.74	0.3	0.22	**2**	**11**	**15**	0.44	NS
Petroleum Carbon Ranges (PCR/TPH)														
C6 - C8		1,410	**545**	10,000	**10,000**									
C9 - C16		2,240	**1,330**	10,000	**10,000**									
C17 - C35		10,000	**10,000**	10,000	**10,000**									
VOCs														
Benzene		0.704	**0.279**	**9.210**	42.200									
Toluene		1,440	**705**	10,000	**10,000**									
Ethylbenzene		709	**298**	**8,240**	10,000									
Xylenes (Total)		95.0	**36.8**	**1,230.0**	10,000.0									
BTEX														
BTEX		-	-	-	-									

Chemical		Risk-based Remediation Goals for Soil				Depth (m below ground level)								
		Urban Residential	Rural Residential	Industrial	Public Parks	0.5	1.5	3.0	4.5	6.0	7.5	9.0	10.5	12.0
		(mg/kg)	(mg/kg)	(mg/kg)	(mg/kg)	Grid 16 - BH177								
Metals														
Arsenic	As	22.1	**21.8**	196.0	**73.5**	NS	7.9	NS	NS	FA	FA	FA	FA	FA
Barium	Ba	10,000	**10,000**	10,000	**10,000**	NS		NS	NS					
Cadmium	Cd	73.8	**72.8**	653.0	**245.0**	NS		NS	NS					
Cobalt	Co	1,480	**1,460**	10,000	**4,900**	NS		NS	NS					
Chromium VI	Cr(VI)	221	**218**	1,960	**735**	NS		NS	NS					
Copper	Cu	2,950	**2,910**	10,000	**9,790**	NS	27	NS	NS	FA	FA	FA	FA	FA
Molybdenum	Mo	369	**364**	3,260	**1,220**	NS		NS	NS					
Nickel	Ni	1,480	**1,460**	10,000	**4,900**	NS		NS	NS					
Lead	**Pb**	258	**255**	2,290	**857**	NS	**260**	NS	NS	FA	FA	FA	FA	FA
Tin	Sn	10,000	**10,000**	10,000	**10,000**	NS		NS	NS					
Zinc	Zn	10,000	**10,000**	10,000	**10,000**	NS	160	NS	NS	FA	FA	FA	FA	FA
Mercury	Hg	11.00	**6.52**	**38.40**	45.60	NS	2.96	NS	NS	FA	FA	FA	FA	FA
SVOCs (PAH)														
Naphthalene		182.0	**85.6**	**453.0**	914.0	NS	DL	NS	NS	DL	DL	DL	0.19	0.17
Acenaphthylene		2,340	**1,510**	10,000	**10,000**	NS	1.1	NS	NS	DL	0.083	DL	1.7	1
Acenaphthene		3,510	**3,280**	10,000	**10,000**	NS	DL	NS	NS	DL	DL	DL	0.15	0.16
Fluorene		2,380	**2,250**	10,000	**7,450**	NS	0.23	NS	NS	DL	DL	DL	0.6	0.3
Phenanthrene		10,000	**10,000**	10,000	**10,000**	NS	0.26	NS	NS	DL	0.11	DL	2	0.79
Anthracene		10,000	**10,000**	10,000	**10,000**	NS	0.3	NS	NS	DL	DL	DL	1	0.62
Fluoranthene		2,400	**2,270**	10,000	**7,620**	NS	0.86	NS	NS	DL	0.34	DL	8.3	3.5
Pyrene		1,800	**1,710**	10,000	**5,720**	NS	2.3	NS	NS	DL	0.31	DL	6.6	7.9
Chrysene		**871**	919	**1,140**	1,540	NS	0.68	NS	NS	DL	0.24	DL	3.2	2.2
Benzo(a)anthracene		12.0	**11.4**	91.8	**38.3**	NS	0.63	NS	NS	DL	0.19	DL	3.3	2.1
Benzo(b)fluoranthene		**9.88**	10.1	**17.8**	20.4	NS	1.1	NS	NS	DL	0.25	DL	2.8	3.4
Benzo(k)fluoranthene		120	**114**	918	**383**	NS	0.9	NS	NS	DL	0.3	DL	2.6	2.6
Dibenzo(a,h)anthracene		1.20	**1.14**	9.18	**3.83**	NS	0.24	NS	NS	DL	DL	DL	0.73	0.82
Indeno(1,2,3-cd)pyrene		12.0	**11.4**	91.8	**38.3**	NS	0.63	NS	NS	DL	0.19	DL	2.1	2.1
Benzo(g,h,i)perylene		1,800	**1,710**	10,000	**5,740**	NS	0.61	NS	NS	DL	0.24	DL	2.1	2.2
Benzo(a)pyrene		1.20	**1.14**	9.18	**3.83**	NS	**1.4**	NS	NS	DL	0.34	DL	**5.5**	**3.8**
Petroleum Carbon Ranges (PCR/TPH)														
C6 - C8		1,410	**545**	10,000	**10,000**	NS		NS	NS					
C9 - C16		2,240	**1,330**	10,000	**10,000**	NS		NS	NS					
C17 - C35		10,000	**10,000**	10,000	**10,000**	NS		NS	NS					
VOCs														
Benzene		0.704	**0.279**	**9.210**	42.200	NS		NS	NS					
Toluene		1,440	**705**	10,000	**10,000**	NS		NS	NS					
Ethylbenzene		709	**298**	**8,240**	10,000	NS		NS	NS					
Xylenes (Total)		95.0	**36.8**	**1,230.0**	10,000.0	NS		NS	NS					
BTEX														
BTEX		-	-	-	-	NS		NS	NS					

Kennedy Town Comprehensive Development Area
Previous Testing Results

Chemical		Risk-based Remediation Goals for Soil				Depth (m below ground level)								
		Urban Residential	Rural Residential	Industrial	Public Parks	0.5	1.5	3.0	4.5	6.0	7.5	9.0	10.5	12.0
		(mg/kg)	(mg/kg)	(mg/kg)	(mg/kg)	Grid 17 - BH126								
Metals														
Arsenic	As	22.1	**21.8**	196.0	**73.5**									
Barium	Ba	10,000	**10,000**	10,000	**10,000**									
Cadmium	Cd	73.8	**72.8**	653.0	**245.0**									
Cobalt	Co	1,480	**1,460**	10,000	**4,900**									
Chromium VI	Cr(VI)	221	**218**	1,960	**735**									
Copper	Cu	2,950	**2,910**	10,000	**9,790**									
Molybdenum	Mo	369	**364**	3,260	**1,220**									
Nickel	Ni	1,480	**1,460**	10,000	**4,900**									
Lead	**Pb**	258	**255**	2,290	**857**	**271**	247	82	FA	FA	FA	FA	FA	FA
Tin	Sn	10,000	**10,000**	10,000	**10,000**									
Zinc	Zn	10,000	**10,000**	10,000	**10,000**									
Mercury	Hg	11.00	**6.52**	**38.40**	45.60	2.35	3.64	0.42	FA	FA	FA	FA	FA	FA
SVOCs (PAH)														
Acenaphthylene		2,340	**1,510**	**453.0**	914.0									
Acenaphthene		3,510	**3,280**	10,000	**10,000**									
Fluorene		2,380	**2,250**	10,000	**10,000**									
Naphthalene		182.0	**85.6**	10,000	**7,450**									
Phenanthrene		10,000	**10,000**	10,000	**10,000**									
Anthracene		10,000	**10,000**	10,000	**10,000**									
Fluoranthene		2,400	**2,270**	10,000	**7,620**									
Pyrene		1,800	**1,710**	10,000	**5,720**									
Chrysene		**871**	919	**1,140**	1,540									
Benzo(a)anthracene		12.0	**11.4**	91.8	**38.3**									
Benzo(b)fluoranthene		**9.88**	10.1	**17.8**	20.4									
Benzo(k)fluoranthene		120	**114**	918	**383**									
Dibenzo(a,h)anthracene		1.20	**1.14**	9.18	**3.83**									
Indeno(1,2,3-cd)pyrene		12.0	**11.4**	91.8	**38.3**									
Benzo(g,h,i)perylene		1,800	**1,710**	10,000	**5,740**									
Benzo(a)pyrene		1.20	**1.14**	9.18	**3.83**									
Petroleum Carbon Ranges (PCR/TPH)														
C6 - C8		1,410	**545**	10,000	**10,000**									
C9 - C16		2,240	**1,330**	10,000	**10,000**									
C17 - C35		10,000	**10,000**	10,000	**10,000**									
VOCs														
Benzene		0.704	**0.279**	**9.210**	42.200									
Toluene		1,440	**705**	10,000	**10,000**									
Ethylbenzene		709	**298**	**8,240**	10,000									
Xylenes (Total)		95.0	**36.8**	**1,230.0**	10,000.0									
BTEX														
BTEX		-	-	-	-									

Chemical		Risk-based Remediation Goals for Soil				Depth (m below ground level)								
		Urban Residential	Rural Residential	Industrial	Public Parks	0.5	1.5	3.0	4.5	6.0	7.5	9.0	10.5	12.0
		(mg/kg)	(mg/kg)	(mg/kg)	(mg/kg)	Grid 17 - BH128								
Metals														
Arsenic	As	22.1	**21.8**	196.0	**73.5**								NS	NS
Barium	Ba	10,000	**10,000**	10,000	**10,000**								NS	NS
Cadmium	Cd	73.8	**72.8**	653.0	**245.0**								NS	NS
Cobalt	Co	1,480	**1,460**	10,000	**4,900**								NS	NS
Chromium VI	Cr(VI)	221	**218**	1,960	**735**								NS	NS
Copper	Cu	2,950	**2,910**	10,000	**9,790**								NS	NS
Molybdenum	Mo	369	**364**	3,260	**1,220**								NS	NS
Nickel	Ni	1,480	**1,460**	10,000	**4,900**								NS	NS
Lead	**Pb**	258	**255**	2,290	**857**	**1250**	**316**	28	FA	FA	FA	FA	NS	NS
Tin	Sn	10,000	**10,000**	10,000	**10,000**								NS	NS
Zinc	Zn	10,000	**10,000**	10,000	**10,000**								NS	NS
Mercury	**Hg**	11.00	**6.52**	**38.40**	45.60	2.92	**6.78**	0.32	FA	FA	FA	FA	NS	NS
SVOCs (PAH)														
Naphthalene		182.0	**85.6**	**453.0**	914.0								NS	NS
Acenaphthylene		2,340	**1,510**	10,000	**10,000**								NS	NS
Acenaphthene		3,510	**3,280**	10,000	**10,000**								NS	NS
Fluorene		2,380	**2,250**	10,000	**7,450**								NS	NS
Phenanthrene		10,000	**10,000**	10,000	**10,000**								NS	NS
Anthracene		10,000	**10,000**	10,000	**10,000**								NS	NS
Fluoranthene		2,400	**2,270**	10,000	**7,620**								NS	NS
Pyrene		1,800	**1,710**	10,000	**5,720**								NS	NS
Chrysene		**871**	919	**1,140**	1,540								NS	NS
Benzo(a)anthracene		12.0	**11.4**	91.8	**38.3**								NS	NS
Benzo(b)fluoranthene		**9.88**	10.1	**17.8**	20.4								NS	NS
Benzo(k)fluoranthene		120	**114**	918	**383**								NS	NS
Dibenzo(a,h)anthracene		1.20	**1.14**	9.18	**3.83**								NS	NS
Indeno(1,2,3-cd)pyrene		12.0	**11.4**	91.8	**38.3**								NS	NS
Benzo(g,h,i)perylene		1,800	**1,710**	10,000	**5,740**								NS	NS
Benzo(a)pyrene		1.20	**1.14**	9.18	**3.83**								NS	NS
Petroleum Carbon Ranges (PCR/TPH)														
C6 - C8		1,410	**545**	10,000	**10,000**								NS	NS
C9 - C16		2,240	**1,330**	10,000	**10,000**								NS	NS
C17 - C35		10,000	**10,000**	10,000	**10,000**								NS	NS
VOCs														
Benzene		0.704	**0.279**	**9.210**	42.200								NS	NS
Toluene		1,440	**705**	10,000	**10,000**								NS	NS
Ethylbenzene		709	**298**	**8,240**	10,000								NS	NS
Xylenes (Total)		95.0	**36.8**	**1,230.0**	10,000.0								NS	NS
BTEX														
BTEX		-	-	-	-								NS	NS

Kennedy Town Comprehensive Development Area
Previous Testing Results

Chemical		Risk-based Remediation Goals for Soil				Depth (m below ground level)								
		Urban Residential	Rural Residential	Industrial	Public Parks	0.5	1.5	3.0	4.5	6.0	7.5	9.0	10.5	12.0
		(mg/kg)	(mg/kg)	(mg/kg)	(mg/kg)	Grid 17 - BH129								
Metals														
Arsenic	As	22.1	**21.8**	196.0	**73.5**				NS				NS	
Barium	Ba	10,000	**10,000**	10,000	**10,000**				NS				NS	
Cadmium	Cd	73.8	**72.8**	653.0	**245.0**				NS				NS	
Cobalt	Co	1,480	**1,460**	10,000	**4,900**				NS				NS	
Chromium VI	Cr(VI)	221	**218**	1,960	**735**				NS				NS	
Copper	Cu	2,950	**2,910**	10,000	**9,790**				NS				NS	
Molybdenum	Mo	369	**364**	3,260	**1,220**				NS				NS	
Nickel	Ni	1,480	**1,460**	10,000	**4,900**				NS				NS	
Lead	Pb	258	**255**	2,290	**857**	118	106	22	NS	129	FA	FA	NS	FA
Tin	Sn	10,000	**10,000**	10,000	**10,000**				NS				NS	
Zinc	Zn	10,000	**10,000**	10,000	**10,000**				NS				NS	
Mercury	Hg	11.00	**6.52**	**38.40**	45.60	0.3	1.2	0.2	NS	0.38	FA	FA	NS	FA
SVOCs (PAH)														
Naphthalene		182.0	**85.6**	**453.0**	914.0				NS				NS	
Acenaphthylene		2,340	**1,510**	10,000	**10,000**				NS				NS	
Acenaphthene		3,510	**3,280**	10,000	**10,000**				NS				NS	
Fluorene		2,380	**2,250**	10,000	**7,450**				NS				NS	
Phenanthrene		10,000	**10,000**	10,000	**10,000**				NS				NS	
Anthracene		10,000	**10,000**	10,000	**10,000**				NS				NS	
Fluoranthene		2,400	**2,270**	10,000	**7,620**				NS				NS	
Pyrene		1,800	**1,710**	10,000	**5,720**				NS				NS	
Chrysene		**871**	919	**1,140**	1,540				NS				NS	
Benzo(a)anthracene		12.0	**11.4**	91.8	**38.3**				NS				NS	
Benzo(b)fluoranthene		**9.88**	10.1	**17.8**	20.4				NS				NS	
Benzo(k)fluoranthene		120	**114**	918	**383**				NS				NS	
Dibenzo(a,h)anthracene		1.20	**1.14**	9.18	**3.83**				NS				NS	
Indeno(1,2,3-cd)pyrene		12.0	**11.4**	91.8	**38.3**				NS				NS	
Benzo(g,h,i)perylene		1,800	**1,710**	10,000	**5,740**				NS				NS	
Benzo(a)pyrene		1.20	**1.14**	9.18	**3.83**				NS				NS	
Petroleum Carbon Ranges (PCR/TPH)														
C6 - C8		1,410	**545**	10,000	**10,000**				NS				NS	
C9 - C16		2,240	**1,330**	10,000	**10,000**				NS				NS	
C17 - C35		10,000	**10,000**	10,000	**10,000**				NS				NS	
VOCs														
Benzene		0.704	**0.279**	**9.210**	42.200				NS				NS	
Toluene		1,440	**705**	10,000	**10,000**				NS				NS	
Ethylbenzene		709	**298**	**8,240**	10,000				NS				NS	
Xylenes (Total)		95.0	**36.8**	**1,230.0**	10,000.0				NS				NS	
BTEX														
BTEX		-	-	-	-				NS				NS	

Chemical		Risk-based Remediation Goals for Soil				Depth (m below ground level)								
		Urban Residential	Rural Residential	Industrial	Public Parks	0.5	1.5	3.0	4.5	6.0	7.5	9.0	10.5	12.0
		(mg/kg)	(mg/kg)	(mg/kg)	(mg/kg)	Grid 17 - BH130								
Metals														
Arsenic	As	22.1	**21.8**	196.0	**73.5**							NS		
Barium	Ba	10,000	**10,000**	10,000	**10,000**							NS		
Cadmium	Cd	73.8	**72.8**	653.0	**245.0**							NS		
Cobalt	Co	1,480	**1,460**	10,000	**4,900**							NS		
Chromium VI	Cr(VI)	221	**218**	1,960	**735**							NS		
Copper	Cu	2,950	**2,910**	10,000	**9,790**							NS		
Molybdenum	Mo	369	**364**	3,260	**1,220**							NS		
Nickel	Ni	1,480	**1,460**	10,000	**4,900**							NS		
Lead	Pb	258	**255**	2,290	**857**	166	153	136	**853**	134	47.8	NS	FA	FA
Tin	Sn	10,000	**10,000**	10,000	**10,000**							NS		
Zinc	Zn	10,000	**10,000**	10,000	**10,000**							NS		
Mercury	Hg	11.00	**6.52**	**38.40**	45.60	1.14	3.63	4.03	**317**	2.2	0.34	NS	FA	FA
SVOCs (PAH)														
Naphthalene		182.0	**85.6**	**453.0**	914.0							NS		
Acenaphthylene		2,340	**1,510**	10,000	**10,000**							NS		
Acenaphthene		3,510	**3,280**	10,000	**10,000**							NS		
Fluorene		2,380	**2,250**	10,000	**7,450**							NS		
Phenanthrene		10,000	**10,000**	10,000	**10,000**							NS		
Anthracene		10,000	**10,000**	10,000	**10,000**							NS		
Fluoranthene		2,400	**2,270**	10,000	**7,620**							NS		
Pyrene		1,800	**1,710**	10,000	**5,720**							NS		
Chrysene		**871**	919	**1,140**	1,540							NS		
Benzo(a)anthracene		12.0	**11.4**	91.8	**38.3**							NS		
Benzo(b)fluoranthene		**9.88**	10.1	**17.8**	20.4							NS		
Benzo(k)fluoranthene		120	**114**	918	**383**							NS		
Dibenzo(a,h)anthracene		1.20	**1.14**	9.18	**3.83**							NS		
Indeno(1,2,3-cd)pyrene		12.0	**11.4**	91.8	**38.3**							NS		
Benzo(g,h,i)perylene		1,800	**1,710**	10,000	**5,740**							NS		
Benzo(a)pyrene		1.20	**1.14**	9.18	**3.83**							NS		
Petroleum Carbon Ranges (PCR/TPH)														
C6 - C8		1,410	**545**	10,000	**10,000**							NS		
C9 - C16		2,240	**1,330**	10,000	**10,000**							NS		
C17 - C35		10,000	**10,000**	10,000	**10,000**							NS		
VOCs														
Benzene		0.704	**0.279**	**9.210**	42.200							NS		
Toluene		1,440	**705**	10,000	**10,000**							NS		
Ethylbenzene		709	**298**	**8,240**	10,000							NS		
Xylenes (Total)		95.0	**36.8**	**1,230.0**	10,000.0							NS		
BTEX														
BTEX		-	-	-	-							NS		

Kennedy Town Comprehensive Development Area
Previous Testing Results

Chemical		Risk-based Remediation Goals for Soil				Depth (m below ground level)								
		Urban Residential	Rural Residential	Industrial	Public Parks	0.5	1.5	3.0	4.5	6.0	7.5	9.0	10.5	12.0
		(mg/kg)	(mg/kg)	(mg/kg)	(mg/kg)	Grid 17 - BH131								
Metals														
Arsenic	As	22.1	**21.8**	196.0	**73.5**									
Barium	Ba	10,000	**10,000**	10,000	**10,000**									
Cadmium	Cd	73.8	**72.8**	653.0	**245.0**									
Cobalt	Co	1,480	**1,460**	10,000	**4,900**									
Chromium VI	Cr(VI)	221	**218**	1,960	**735**									
Copper	Cu	2,950	**2,910**	10,000	**9,790**									
Molybdenum	Mo	369	**364**	3,260	**1,220**									
Nickel	Ni	1,480	**1,460**	10,000	**4,900**									
Lead	Pb	258	**255**	2,290	**857**	71	213	127	31	17.6	FA	FA	FA	FA
Tin	Sn	10,000	**10,000**	10,000	**10,000**									
Zinc	Zn	10,000	**10,000**	10,000	**10,000**									
Mercury	Hg	11.00	**6.52**	**38.40**	45.60	0.46	1.51	0.43	0.16	0.56	FA	FA	FA	FA
SVOCs (PAH)														
Naphthalene		182.0	**85.6**	**453.0**	914.0									
Acenaphthylene		2,340	**1,510**	10,000	**10,000**									
Acenaphthene		3,510	**3,280**	10,000	**10,000**									
Fluorene		2,380	**2,250**	10,000	**7,450**									
Phenanthrene		10,000	**10,000**	10,000	**10,000**									
Anthracene		10,000	**10,000**	10,000	**10,000**									
Fluoranthene		2,400	**2,270**	10,000	**7,620**									
Pyrene		1,800	**1,710**	10,000	**5,720**									
Chrysene		**871**	919	**1,140**	1,540									
Benzo(a)anthracene		12.0	**11.4**	91.8	**38.3**									
Benzo(b)fluoranthene		**9.88**	10.1	**17.8**	20.4									
Benzo(k)fluoranthene		120	**114**	918	**383**									
Dibenzo(a,h)anthracene		1.20	**1.14**	9.18	**3.83**									
Indeno(1,2,3-cd)pyrene		12.0	**11.4**	91.8	**38.3**									
Benzo(g,h,i)perylene		1,800	**1,710**	10,000	**5,740**									
Benzo(a)pyrene		1.20	**1.14**	9.18	**3.83**									
Petroleum Carbon Ranges (PCR/TPH)														
C6 - C8		1,410	**545**	10,000	**10,000**									
C9 - C16		2,240	**1,330**	10,000	**10,000**									
C17 - C35		10,000	**10,000**	10,000	**10,000**									
VOCs														
Benzene		0.704	**0.279**	**9.210**	42.200									
Toluene		1,440	**705**	10,000	**10,000**									
Ethylbenzene		709	**298**	**8,240**	10,000									
Xylenes (Total)		95.0	**36.8**	**1,230.0**	10,000.0									
BTEX														
BTEX		-	-	-	-									

Chemical		Risk-based Remediation Goals for Soil				Depth (m below ground level)								
		Urban Residential	Rural Residential	Industrial	Public Parks	0.5	1.5	3.0	4.5	6.0	7.5	9.0	10.5	12.0
		(mg/kg)	(mg/kg)	(mg/kg)	(mg/kg)	Grid 17 - BH132								
Metals														
Arsenic	As	22.1	**21.8**	196.0	**73.5**									
Barium	Ba	10,000	**10,000**	10,000	**10,000**									
Cadmium	Cd	73.8	**72.8**	653.0	**245.0**									
Cobalt	Co	1,480	**1,460**	10,000	**4,900**									
Chromium VI	Cr(VI)	221	**218**	1,960	**735**									
Copper	Cu	2,950	**2,910**	10,000	**9,790**									
Molybdenum	Mo	369	**364**	3,260	**1,220**									
Nickel	Ni	1,480	**1,460**	10,000	**4,900**									
Lead	Pb	258	**255**	2,290	**857**			123	74	52.8	FA	FA	FA	FA
Tin	Sn	10,000	**10,000**	10,000	**10,000**									
Zinc	Zn	10,000	**10,000**	10,000	**10,000**									
Mercury	Hg	11.00	**6.52**	**38.40**	45.60			0.18	0.18	0.73	FA	FA	FA	FA
SVOCs (PAH)														
Naphthalene		182.0	**85.6**	**453.0**	914.0									
Acenaphthylene		2,340	**1,510**	10,000	**10,000**									
Acenaphthene		3,510	**3,280**	10,000	**10,000**									
Fluorene		2,380	**2,250**	10,000	**7,450**									
Phenanthrene		10,000	**10,000**	10,000	**10,000**									
Anthracene		10,000	**10,000**	10,000	**10,000**									
Fluoranthene		2,400	**2,270**	10,000	**7,620**									
Pyrene		1,800	**1,710**	10,000	**5,720**									
Chrysene		**871**	919	**1,140**	1,540									
Benzo(a)anthracene		12.0	**11.4**	91.8	**38.3**									
Benzo(b)fluoranthene		**9.88**	10.1	**17.8**	20.4									
Benzo(k)fluoranthene		120	**114**	918	**383**									
Dibenzo(a,h)anthracene		1.20	**1.14**	9.18	**3.83**									
Indeno(1,2,3-cd)pyrene		12.0	**11.4**	91.8	**38.3**									
Benzo(g,h,i)perylene		1,800	**1,710**	10,000	**5,740**									
Benzo(a)pyrene		1.20	**1.14**	9.18	**3.83**									
Petroleum Carbon Ranges (PCR/TPH)														
C6 - C8		1,410	**545**	10,000	**10,000**									
C9 - C16		2,240	**1,330**	10,000	**10,000**									
C17 - C35		10,000	**10,000**	10,000	**10,000**									
VOCs														
Benzene		0.704	**0.279**	**9.210**	42.200									
Toluene		1,440	**705**	10,000	**10,000**									
Ethylbenzene		709	**298**	**8,240**	10,000									
Xylenes (Total)		95.0	**36.8**	**1,230.0**	10,000.0									
BTEX														
BTEX		-	-	-	-									

Kennedy Town Comprehensive Development Area
Previous Testing Results

Chemical		Risk-based Remediation Goals for Soil				Depth (m below ground level)								
		Urban Residential	Rural Residential	Industrial	Public Parks	0.5	1.5	3.0	4.5	6.0	7.5	9.0	10.5	12.0
		(mg/kg)	(mg/kg)	(mg/kg)	(mg/kg)	Grid 17 - BH134								
Metals														
Arsenic	As	22.1	**21.8**	196.0	**73.5**	NS	4	5.7	8.6	NS	8	10	7.4	8.5
Barium	Ba	10,000	**10,000**	10,000	**10,000**	NS	260	96	92	NS	280	82	87	250
Cadmium	Cd	73.8	**72.8**	653.0	**245.0**	NS	0.1	0.1	0.4	NS	0.2	0.2	0.1	0.6
Cobalt	Co	1,480	**1,460**	10,000	**4,900**	NS	4.8	1.8	5.3	NS	2.2	2	1.4	1.8
Chromium VI	Cr(VI)	221	**218**	1,960	**735**	NS	2.3	6.4	15	NS	7.1	8.1	8.1	7.4
Copper	Cu	2,950	**2,910**	10,000	**9,790**	NS	7.2	15	25	NS	25	14	8.4	7.7
Molybdenum	Mo	369	**364**	3,260	**1,220**	NS	1.3	2	1.4	NS	0.9	2.1	0.6	1.2
Nickel	Ni	1,480	**1,460**	10,000	**4,900**	NS	2	4.9	7.5	NS	3.7	4	1.8	2.7
Lead	**Pb**	258	**255**	2,290	**857**	NS	17	160	120	NS	**460**	120	140	**400**
Tin	Sn	10,000	**10,000**	10,000	**10,000**	NS	7.7	3.2	3.6	NS	11	4.6	6.1	2.4
Zinc	Zn	10,000	**10,000**	10,000	**10,000**	NS	36	75	370	NS	110	61	49	460
Mercury	Hg	11.00	**6.52**	**38.40**	45.60	NS	0.03	0.32	0.24	NS	IS	IS	IS	IS
SVOCs (PAH)														
Naphthalene		182.0	**85.6**	**453.0**	914.0	NS	DL	DL	DL	NS	1.2	DL	DL	DL
Acenaphthylene		2,340	**1,510**	10,000	**10,000**	NS	DL	0.44	0.14	NS	6	DL	DL	DL
Acenaphthene		3,510	**3,280**	10,000	**10,000**	NS	DL	DL	DL	NS	0.31	DL	DL	DL
Fluorene		2,380	**2,250**	10,000	**7,450**	NS	DL	0.078	DL	NS	2	DL	DL	DL
Phenanthrene		10,000	**10,000**	10,000	**10,000**	NS	DL	0.41	0.17	NS	41	DL	DL	DL
Anthracene		10,000	**10,000**	10,000	**10,000**	NS	DL	0.33	0.13	NS	7.5	DL	DL	DL
Fluoranthene		2,400	**2,270**	10,000	**7,620**	NS	DL	1.2	0.6	NS	60	DL	DL	DL
Pyrene		1,800	**1,710**	10,000	**5,720**	NS	DL	1.4	0.83	NS	54	DL	DL	DL
Chrysene		**871**	919	**1,140**	1,540	NS	DL	0.65	0.61	NS	27	DL	DL	DL
Benzo(a)anthracene		12.0	**11.4**	91.8	**38.3**	NS	DL	0.78	0.31	NS	**25**	DL	DL	DL
Benzo(b)fluoranthene		**9.88**	10.1	**17.8**	20.4	NS	DL	0.93	0.99	NS	**26**	DL	DL	DL
Benzo(k)fluoranthene		120	**114**	918	**383**	NS	DL	1.5	0.81	NS	33	DL	DL	DL
Dibenzo(a,h)anthracene		1.20	**1.14**	9.18	**3.83**	NS	DL	0.35	0.28	NS	**7.1**	DL	DL	DL
Indeno(1,2,3-cd)pyrene		12.0	**11.4**	91.8	**38.3**	NS	DL	0.55	0.5	NS	9.6	DL	DL	DL
Benzo(g,h,i)perylene		1,800	**1,710**	10,000	**5,740**	NS	DL	1	1	NS	20	DL	DL	DL
Benzo(a)pyrene		1.20	**1.14**	9.18	**3.83**	NS	DL	1.1	**1.3**	NS	**31**	DL	DL	DL
Petroleum Carbon Ranges (PCR/TPH)														
C6 - C8		1,410	**545**	10,000	**10,000**	NS	<421	<252	<252	NS	IS	IS	IS	IS
C9 - C16		2,240	**1,330**	10,000	**10,000**	NS				NS	IS	IS	IS	IS
C17 - C35		10,000	**10,000**	10,000	**10,000**	NS				NS	IS	IS	IS	IS
VOCs														
Benzene		0.704	**0.279**	**9.210**	42.200	NS	DL	DL	DL	NS	IS	IS	IS	IS
Toluene		1,440	**705**	10,000	**10,000**	NS	DL	DL	DL	NS	IS	IS	IS	IS
Ethylbenzene		709	**298**	**8,240**	10,000	NS	DL	DL	DL	NS	IS	IS	IS	IS
Xylenes (Total)		95.0	**36.8**	**1,230.0**	10,000.0	NS	DL	DL	DL	NS	IS	IS	IS	IS
BTEX														
BTEX		-	-	-	-	NS	DL	DL	DL	NS	IS	IS	IS	IS

Chemical		Risk-based Remediation Goals for Soil				Depth (m below ground level)								
		Urban Residential	Rural Residential	Industrial	Public Parks	0.5	1.5	3.0	4.5	6.0	7.5	9.0	10.5	12.0
		(mg/kg)	(mg/kg)	(mg/kg)	(mg/kg)	Grid 17 - BH139								
Metals														
Arsenic	As	22.1	**21.8**	196.0	**73.5**									
Barium	Ba	10,000	**10,000**	10,000	**10,000**									
Cadmium	Cd	73.8	**72.8**	653.0	**245.0**									
Cobalt	Co	1,480	**1,460**	10,000	**4,900**									
Chromium VI	Cr(VI)	221	**218**	1,960	**735**									
Copper	Cu	2,950	**2,910**	10,000	**9,790**									
Molybdenum	Mo	369	**364**	3,260	**1,220**									
Nickel	Ni	1,480	**1,460**	10,000	**4,900**									
Lead	Pb	258	**255**	2,290	**857**	180	29	FA	FA	FA	FA	FA	FA	FA
Tin	Sn	10,000	**10,000**	10,000	**10,000**									
Zinc	Zn	10,000	**10,000**	10,000	**10,000**									
Mercury	Hg	11.00	**6.52**	**38.40**	45.60	0.36	0.25	FA	FA	FA	FA	FA	FA	FA
SVOCs (PAH)														
Naphthalene		182.0	**85.6**	**453.0**	914.0									
Acenaphthylene		2,340	**1,510**	10,000	**10,000**									
Acenaphthene		3,510	**3,280**	10,000	**10,000**									
Fluorene		2,380	**2,250**	10,000	**7,450**									
Phenanthrene		10,000	**10,000**	10,000	**10,000**									
Anthracene		10,000	**10,000**	10,000	**10,000**									
Fluoranthene		2,400	**2,270**	10,000	**7,620**									
Pyrene		1,800	**1,710**	10,000	**5,720**									
Chrysene		**871**	919	**1,140**	1,540									
Benzo(a)anthracene		12.0	**11.4**	91.8	**38.3**									
Benzo(b)fluoranthene		**9.88**	10.1	**17.8**	20.4									
Benzo(k)fluoranthene		120	**114**	918	**383**									
Dibenzo(a,h)anthracene		1.20	**1.14**	9.18	**3.83**									
Indeno(1,2,3-cd)pyrene		12.0	**11.4**	91.8	**38.3**									
Benzo(g,h,i)perylene		1,800	**1,710**	10,000	**5,740**									
Benzo(a)pyrene		1.20	**1.14**	9.18	**3.83**									
Petroleum Carbon Ranges (PCR/TPH)														
C6 - C8		1,410	545	10,000	**10,000**									
C9 - C16		2,240	1,330	10,000	**10,000**									
C17 - C35		10,000	10,000	10,000	**10,000**									
VOCs														
Benzene		0.704	0.279	**9.210**	42.200									
Toluene		1,440	705	10,000	**10,000**									
Ethylbenzene		709	298	**8,240**	10,000									
Xylenes (Total)		95.0	36.8	**1,230.0**	10,000.0									
BTEX														
BTEX		-	-	-	-									

Kennedy Town Comprehensive Development Area
Previous Testing Results

Chemical		Risk-based Remediation Goals for Soil				Depth (m below ground level)								
		Urban Residential	**Rural Residential**	**Industrial**	**Public Parks**	**0.5**	**1.5**	**3.0**	**4.5**	**6.0**	**7.5**	**9.0**	**10.5**	**12.0**
		(mg/kg)	**(mg/kg)**	**(mg/kg)**	**(mg/kg)**	**Grid 18 - BH116**								
Metals														
Arsenic	As	22.1	**21.8**	196.0	**73.5**									
Barium	Ba	10,000	**10,000**	10,000	**10,000**									
Cadmium	Cd	73.8	**72.8**	653.0	**245.0**									
Cobalt	Co	1,480	**1,460**	10,000	**4,900**									
Chromium VI	Cr(VI)	221	**218**	1,960	**735**									
Copper	Cu	2,950	**2,910**	10,000	**9,790**	65	25	13	16	43.9	14.2	FA	FA	FA
Molybdenum	Mo	369	**364**	3,260	**1,220**									
Nickel	Ni	1,480	**1,460**	10,000	**4,900**									
Lead	**Pb**	258	**255**	2,290	**857**	145	97	90	**448**	52.4	58.9	FA	FA	FA
Tin	Sn	10,000	**10,000**	10,000	**10,000**									
Zinc	Zn	10,000	**10,000**	10,000	**10,000**	390	232	63	194	80.3	75.7	FA	FA	FA
Mercury	Hg	11.00	**6.52**	**38.40**	45.60	0.62	0.21	0.68	0.61	4.04	0.33	FA	FA	FA
SVOCs (PAH)														
Naphthalene		182.0	**85.6**	**453.0**	914.0									
Acenaphthylene		2,340	**1,510**	10,000	**10,000**									
Acenaphthene		3,510	**3,280**	10,000	**10,000**									
Fluorene		2,380	**2,250**	10,000	**7,450**									
Phenanthrene		10,000	**10,000**	10,000	**10,000**									
Anthracene		10,000	**10,000**	10,000	**10,000**									
Fluoranthene		2,400	**2,270**	10,000	**7,620**									
Pyrene		1,800	**1,710**	10,000	**5,720**									
Chrysene		**871**	919	**1,140**	1,540									
Benzo(a)anthracene		12.0	**11.4**	91.8	**38.3**									
Benzo(b)fluoranthene		**9.88**	10.1	**17.8**	20.4									
Benzo(k)fluoranthene		120	**114**	918	**383**									
Dibenzo(a,h)anthracene		1.20	**1.14**	9.18	**3.83**									
Indeno(1,2,3-cd)pyrene		12.0	**11.4**	91.8	**38.3**									
Benzo(g,h,i)perylene		1,800	**1,710**	10,000	**5,740**									
Benzo(a)pyrene		1.20	**1.14**	9.18	**3.83**									
Petroleum Carbon Ranges (PCR/TPH)														
C6 - C8		1,410	**545**	10,000	**10,000**									
C9 - C16		2,240	**1,330**	10,000	**10,000**									
C17 - C35		10,000	**10,000**	10,000	**10,000**									
VOCs														
Benzene		0.704	**0.279**	**9.210**	42.200									
Toluene		1,440	**705**	10,000	**10,000**									
Ethylbenzene		709	**298**	**8,240**	10,000									
Xylenes (Total)		95.0	**36.8**	**1,230.0**	10,000.0									
BTEX														
BTEX		-	-	-	-									

Chemical		Risk-based Remediation Goals for Soil				Depth (m below ground level)								
		Urban Residential	**Rural Residential**	**Industrial**	**Public Parks**	**0.5**	**1.5**	**3.0**	**4.5**	**6.0**	**7.5**	**9.0**	**10.5**	**12.0**
		(mg/kg)	**(mg/kg)**	**(mg/kg)**	**(mg/kg)**	**Grid 18 - BH117**								
Metals														
Arsenic	As	22.1	**21.8**	196.0	**73.5**									
Barium	Ba	10,000	**10,000**	10,000	**10,000**									
Cadmium	Cd	73.8	**72.8**	653.0	**245.0**									
Cobalt	Co	1,480	**1,460**	10,000	**4,900**									
Chromium VI	Cr(VI)	221	**218**	1,960	**735**									
Copper	Cu	2,950	**2,910**	10,000	**9,790**	99	18	11	150	11.6	23.7	FA	23.1	FA
Molybdenum	Mo	369	**364**	3,260	**1,220**									
Nickel	Ni	1,480	**1,460**	10,000	**4,900**									
Lead	**Pb**	258	**255**	2,290	**857**	123	88	34	48	24.8	**1720**	FA	92	FA
Tin	Sn	10,000	**10,000**	10,000	**10,000**									
Zinc	Zn	10,000	**10,000**	10,000	**10,000**	243	410	47	136	59.8	60.5	FA	68.8	FA
Mercury	**Hg**	11.00	**6.52**	**38.40**	45.60	1	0.35	0.12	**9.66**	0.14	0.1	FA	0.13	FA
SVOCs (PAH)														
Naphthalene		182.0	**85.6**	**453.0**	914.0									
Acenaphthylene		2,340	**1,510**	10,000	**10,000**									
Acenaphthene		3,510	**3,280**	10,000	**10,000**									
Fluorene		2,380	**2,250**	10,000	**7,450**									
Phenanthrene		10,000	**10,000**	10,000	**10,000**									
Anthracene		10,000	**10,000**	10,000	**10,000**									
Fluoranthene		2,400	**2,270**	10,000	**7,620**									
Pyrene		1,800	**1,710**	10,000	**5,720**									
Chrysene		**871**	919	**1,140**	1,540									
Benzo(a)anthracene		12.0	**11.4**	91.8	**38.3**									
Benzo(b)fluoranthene		**9.88**	10.1	**17.8**	20.4									
Benzo(k)fluoranthene		120	**114**	918	**383**									
Dibenzo(a,h)anthracene		1.20	**1.14**	9.18	**3.83**									
Indeno(1,2,3-cd)pyrene		12.0	**11.4**	91.8	**38.3**									
Benzo(g,h,i)perylene		1,800	**1,710**	10,000	**5,740**									
Benzo(a)pyrene		1.20	**1.14**	9.18	**3.83**									
Petroleum Carbon Ranges (PCR/TPH)														
C6 - C8		1,410	**545**	10,000	**10,000**									
C9 - C16		2,240	**1,330**	10,000	**10,000**									
C17 - C35		10,000	**10,000**	10,000	**10,000**									
VOCs														
Benzene		0.704	**0.279**	**9.210**	42.200									
Toluene		1,440	**705**	10,000	**10,000**									
Ethylbenzene		709	**298**	**8,240**	10,000									
Xylenes (Total)		95.0	**36.8**	**1,230.0**	10,000.0									
BTEX														
BTEX		-	-	-	-									

Kennedy Town Comprehensive Development Area
Previous Testing Results

Chemical		Risk-based Remediation Goals for Soil				Depth (m below ground level)								
		Urban Residential	Rural Residential	Industrial	Public Parks	0.5	1.5	3.0	4.5	6.0	7.5	9.0	10.5	12.0
		(mg/kg)	(mg/kg)	(mg/kg)	(mg/kg)	Grid 18 - BH117A								
Metals														
Arsenic	As	22.1	**21.8**	196.0	**73.5**									
Barium	Ba	10,000	**10,000**	10,000	**10,000**									
Cadmium	Cd	73.8	**72.8**	653.0	**245.0**									
Cobalt	Co	1,480	**1,460**	10,000	**4,900**									
Chromium VI	Cr(VI)	221	**218**	1,960	**735**									
Copper	Cu	2,950	**2,910**	10,000	**9,790**	104	117	23.3		FA	FA	FA	FA	FA
Molybdenum	Mo	369	**364**	3,260	**1,220**									
Nickel	Ni	1,480	**1,460**	10,000	**4,900**									
Lead	**Pb**	258	**255**	2,290	**857**	250	130	**666**	34	FA	FA	FA	FA	FA
Tin	Sn	10,000	**10,000**	10,000	**10,000**									
Zinc	Zn	10,000	**10,000**	10,000	**10,000**	679	677	325		FA	FA	FA	FA	FA
Mercury	Hg	11.00	**6.52**	**38.40**	45.60	0.6	2.03	1.75		FA	FA	FA	FA	FA
SVOCs (PAH)														
Naphthalene		182.0	**85.6**	**453.0**	914.0									
Acenaphthylene		2,340	**1,510**	10,000	**10,000**									
Acenaphthene		3,510	**3,280**	10,000	**10,000**									
Fluorene		2,380	**2,250**	10,000	**7,450**									
Phenanthrene		10,000	**10,000**	10,000	**10,000**									
Anthracene		10,000	**10,000**	10,000	**10,000**									
Fluoranthene		2,400	**2,270**	10,000	**7,620**									
Pyrene		1,800	**1,710**	10,000	**5,720**									
Chrysene		**871**	919	**1,140**	1,540									
Benzo(a)anthracene		12.0	**11.4**	91.8	**38.3**									
Benzo(b)fluoranthene		**9.88**	10.1	**17.8**	20.4									
Benzo(k)fluoranthene		120	**114**	918	**383**									
Dibenzo(a,h)anthracene		1.20	**1.14**	9.18	**3.83**									
Indeno(1,2,3-cd)pyrene		12.0	**11.4**	91.8	**38.3**									
Benzo(g,h,i)perylene		1,800	**1,710**	10,000	**5,740**									
Benzo(a)pyrene		1.20	**1.14**	9.18	**3.83**									
Petroleum Carbon Ranges (PCR/TPH)														
C6 - C8		1,410	**545**	10,000	**10,000**									
C9 - C16		2,240	**1,330**	10,000	**10,000**									
C17 - C35		10,000	**10,000**	10,000	**10,000**									
VOCs														
Benzene		0.704	**0.279**	**9.210**	42.200									
Toluene		1,440	**705**	10,000	**10,000**									
Ethylbenzene		709	**298**	**8,240**	10,000									
Xylenes (Total)		95.0	**36.8**	**1,230.0**	10,000.0									
BTEX														
BTEX		-	-	-	-									

Chemical		Risk-based Remediation Goals for Soil				Depth (m below ground level)								
		Urban Residential	Rural Residential	Industrial	Public Parks	0.5	1.5	3.0	4.5	6.0	7.5	9.0	10.5	12.0
		(mg/kg)	(mg/kg)	(mg/kg)	(mg/kg)	Grid 18 - BH118								
Metals														
Arsenic	As	22.1	**21.8**	196.0	**73.5**		NS							
Barium	Ba	10,000	**10,000**	10,000	**10,000**		NS							
Cadmium	Cd	73.8	**72.8**	653.0	**245.0**		NS							
Cobalt	Co	1,480	**1,460**	10,000	**4,900**		NS							
Chromium VI	Cr(VI)	221	**218**	1,960	**735**		NS							
Copper	Cu	2,950	**2,910**	10,000	**9,790**	28	NS	19	28	FA	FA	FA	FA	FA
Molybdenum	Mo	369	**364**	3,260	**1,220**		NS							
Nickel	Ni	1,480	**1,460**	10,000	**4,900**		NS							
Lead	Pb	258	**255**	2,290	**857**	121	NS	53	22	FA	FA	FA	FA	FA
Tin	Sn	10,000	**10,000**	10,000	**10,000**		NS							
Zinc	Zn	10,000	**10,000**	10,000	**10,000**	245	NS	54	55	FA	FA	FA	FA	FA
Mercury	Hg	11.00	**6.52**	**38.40**	45.60	0.47	NS	DL	0.06	FA	FA	FA	FA	FA
SVOCs (PAH)														
Naphthalene		182.0	**85.6**	**453.0**	914.0		NS							
Acenaphthylene		2,340	**1,510**	10,000	**10,000**		NS							
Acenaphthene		3,510	**3,280**	10,000	**10,000**		NS							
Fluorene		2,380	**2,250**	10,000	**7,450**		NS							
Phenanthrene		10,000	**10,000**	10,000	**10,000**		NS							
Anthracene		10,000	**10,000**	10,000	**10,000**		NS							
Fluoranthene		2,400	**2,270**	10,000	**7,620**		NS							
Pyrene		1,800	**1,710**	10,000	**5,720**		NS							
Chrysene		**871**	919	**1,140**	1,540		NS							
Benzo(a)anthracene		12.0	**11.4**	91.8	**38.3**		NS							
Benzo(b)fluoranthene		**9.88**	10.1	**17.8**	20.4		NS							
Benzo(k)fluoranthene		120	**114**	918	**383**		NS							
Dibenzo(a,h)anthracene		1.20	**1.14**	9.18	**3.83**		NS							
Indeno(1,2,3-cd)pyrene		12.0	**11.4**	91.8	**38.3**		NS							
Benzo(g,h,i)perylene		1,800	**1,710**	10,000	**5,740**		NS							
Benzo(a)pyrene		1.20	**1.14**	9.18	**3.83**		NS							
Petroleum Carbon Ranges (PCR/TPH)														
C6 - C8		1,410	**545**	10,000	**10,000**		NS							
C9 - C16		2,240	**1,330**	10,000	**10,000**		NS							
C17 - C35		10,000	**10,000**	10,000	**10,000**		NS							
VOCs														
Benzene		0.704	**0.279**	**9.210**	42.200		NS							
Toluene		1,440	**705**	10,000	**10,000**		NS							
Ethylbenzene		709	**298**	**8,240**	10,000		NS							
Xylenes (Total)		95.0	**36.8**	**1,230.0**	10,000.0		NS							
BTEX														
BTEX		-	-	-	-		NS							

Kennedy Town Comprehensive Development Area
Previous Testing Results

Chemical		Risk-based Remediation Goals for Soil				Depth (m below ground level)								
		Urban Residential	Rural Residential	Industrial	Public Parks	0.5	1.5	3.0	4.5	6.0	7.5	9.0	10.5	12.0
		(mg/kg)	(mg/kg)	(mg/kg)	(mg/kg)	Grid 18 - BH119								
Metals														
Arsenic	As	22.1	**21.8**	196.0	**73.5**									
Barium	Ba	10,000	**10,000**	10,000	**10,000**									
Cadmium	Cd	73.8	**72.8**	653.0	**245.0**									
Cobalt	Co	1,480	**1,460**	10,000	**4,900**									
Chromium VI	Cr(VI)	221	**218**	1,960	**735**									
Copper	Cu	2,950	**2,910**	10,000	**9,790**	FA	FA	FA	NA	FA	FA	FA	FA	FA
Molybdenum	Mo	369	**364**	3,260	**1,220**									
Nickel	Ni	1,480	**1,460**	10,000	**4,900**									
Lead	Pb	258	**255**	2,290	**857**	FA	FA	FA	NA	FA	FA	FA	FA	FA
Tin	Sn	10,000	**10,000**	10,000	**10,000**									
Zinc	Zn	10,000	**10,000**	10,000	**10,000**	FA	FA	FA	NA	FA	FA	FA	FA	FA
Mercury	Hg	11.00	**6.52**	**38.40**	45.60	FA	FA	FA	NA	FA	FA	FA	FA	FA
SVOCs (PAH)														
Naphthalene		182.0	**85.6**	**453.0**	914.0									
Acenaphthylene		2,340	**1,510**	10,000	**10,000**									
Acenaphthene		3,510	**3,280**	10,000	**10,000**									
Fluorene		2,380	**2,250**	10,000	**7,450**									
Phenanthrene		10,000	**10,000**	10,000	**10,000**									
Anthracene		10,000	**10,000**	10,000	**10,000**									
Fluoranthene		2,400	**2,270**	10,000	**7,620**									
Pyrene		1,800	**1,710**	10,000	**5,720**									
Chrysene		**871**	919	**1,140**	1,540									
Benzo(a)anthracene		12.0	**11.4**	91.8	**38.3**									
Benzo(b)fluoranthene		**9.88**	10.1	**17.8**	20.4									
Benzo(k)fluoranthene		120	**114**	918	**383**									
Dibenzo(a,h)anthracene		1.20	**1.14**	9.18	**3.83**									
Indeno(1,2,3-cd)pyrene		12.0	**11.4**	91.8	**38.3**									
Benzo(g,h,i)perylene		1,800	**1,710**	10,000	**5,740**									
Benzo(a)pyrene		1.20	**1.14**	9.18	**3.83**									
Petroleum Carbon Ranges (PCR/TPH)														
C6 - C8		1,410	**545**	10,000	**10,000**									
C9 - C16		2,240	**1,330**	10,000	**10,000**									
C17 - C35		10,000	**10,000**	10,000	**10,000**									
VOCs														
Benzene		0.704	**0.279**	**9.210**	42.200									
Toluene		1,440	**705**	10,000	**10,000**									
Ethylbenzene		709	**298**	**8,240**	10,000									
Xylenes (Total)		95.0	**36.8**	**1,230.0**	10,000.0									
BTEX														
BTEX		-	-	-	-									

Chemical		Risk-based Remediation Goals for Soil				Depth (m below ground level)								
		Urban Residential	Rural Residential	Industrial	Public Parks	0.5	1.5	3.0	4.5	6.0	7.5	9.0	10.5	12.0
		(mg/kg)	(mg/kg)	(mg/kg)	(mg/kg)	Grid 18 - BH120								
Metals														
Arsenic	As	22.1	**21.8**	196.0	**73.5**									
Barium	Ba	10,000	**10,000**	10,000	**10,000**									
Cadmium	Cd	73.8	**72.8**	653.0	**245.0**									
Cobalt	Co	1,480	**1,460**	10,000	**4,900**									
Chromium VI	Cr(VI)	221	**218**	1,960	**735**									
Copper	Cu	2,950	**2,910**	10,000	**9,790**									
Molybdenum	Mo	369	**364**	3,260	**1,220**									
Nickel	Ni	1,480	**1,460**	10,000	**4,900**									
Lead	**Pb**	258	**255**	2,290	**857**	97	34	IS	IS	**346**	IS	IS	25.7	77.3
Tin	Sn	10,000	**10,000**	10,000	**10,000**									
Zinc	Zn	10,000	**10,000**	10,000	**10,000**									
Mercury	Hg	11.00	**6.52**	**38.40**	45.60									
SVOCs (PAH)														
Naphthalene		182.0	**85.6**	**453.0**	914.0									
Acenaphthylene		2,340	**1,510**	10,000	**10,000**									
Acenaphthene		3,510	**3,280**	10,000	**10,000**									
Fluorene		2,380	**2,250**	10,000	**7,450**									
Phenanthrene		10,000	**10,000**	10,000	**10,000**									
Anthracene		10,000	**10,000**	10,000	**10,000**									
Fluoranthene		2,400	**2,270**	10,000	**7,620**									
Pyrene		1,800	**1,710**	10,000	**5,720**									
Chrysene		**871**	919	**1,140**	1,540									
Benzo(a)anthracene		12.0	**11.4**	91.8	**38.3**									
Benzo(b)fluoranthene		**9.88**	10.1	**17.8**	20.4									
Benzo(k)fluoranthene		120	**114**	918	**383**									
Dibenzo(a,h)anthracene		1.20	**1.14**	9.18	**3.83**									
Indeno(1,2,3-cd)pyrene		12.0	**11.4**	91.8	**38.3**									
Benzo(g,h,i)perylene		1,800	**1,710**	10,000	**5,740**									
Benzo(a)pyrene		1.20	**1.14**	9.18	**3.83**									
Petroleum Carbon Ranges (PCR/TPH)														
C6 - C8		1,410	**545**	10,000	**10,000**									
C9 - C16		2,240	**1,330**	10,000	**10,000**									
C17 - C35		10,000	**10,000**	10,000	**10,000**									
VOCs														
Benzene		0.704	**0.279**	**9.210**	42.200									
Toluene		1,440	**705**	10,000	**10,000**									
Ethylbenzene		709	**298**	**8,240**	10,000									
Xylenes (Total)		95.0	**36.8**	**1,230.0**	10,000.0									
BTEX														
BTEX		-	-	-	-									

Kennedy Town Comprehensive Development Area
Previous Testing Results

Chemical		Risk-based Remediation Goals for Soil				Depth (m below ground level)								
		Urban Residential	Rural Residential	Industrial	Public Parks	0.5	1.5	3.0	4.5	6.0	7.5	9.0	10.5	12.0
		(mg/kg)	(mg/kg)	(mg/kg)	(mg/kg)	Grid 18 - BH121								
Metals														
Arsenic	As	22.1	**21.8**	196.0	**73.5**									
Barium	Ba	10,000	**10,000**	10,000	**10,000**									
Cadmium	Cd	73.8	**72.8**	653.0	**245.0**									
Cobalt	Co	1,480	**1,460**	10,000	**4,900**									
Chromium VI	Cr(VI)	221	**218**	1,960	**735**									
Copper	Cu	2,950	**2,910**	10,000	**9,790**									
Molybdenum	Mo	369	**364**	3,260	**1,220**									
Nickel	Ni	1,480	**1,460**	10,000	**4,900**									
Lead	Pb	258	**255**	2,290	**857**	171	65	IS	19.4	136	IS	36.5	17.4	73.4
Tin	Sn	10,000	**10,000**	10,000	**10,000**									
Zinc	Zn	10,000	**10,000**	10,000	**10,000**									
Mercury	Hg	11.00	**6.52**	**38.40**	45.60									
SVOCs (PAH)														
Naphthalene		182.0	**85.6**	**453.0**	914.0									
Acenaphthylene		2,340	**1,510**	10,000	**10,000**									
Acenaphthene		3,510	**3,280**	10,000	**10,000**									
Fluorene		2,380	**2,250**	10,000	**7,450**									
Phenanthrene		10,000	**10,000**	10,000	**10,000**									
Anthracene		10,000	**10,000**	10,000	**10,000**									
Fluoranthene		2,400	**2,270**	10,000	**7,620**									
Pyrene		1,800	**1,710**	10,000	**5,720**									
Chrysene		**871**	919	**1,140**	1,540									
Benzo(a)anthracene		12.0	**11.4**	91.8	**38.3**									
Benzo(b)fluoranthene		**9.88**	10.1	**17.8**	20.4									
Benzo(k)fluoranthene		120	**114**	918	**383**									
Dibenzo(a,h)anthracene		1.20	**1.14**	9.18	**3.83**									
Indeno(1,2,3-cd)pyrene		12.0	**11.4**	91.8	**38.3**									
Benzo(g,h,i)perylene		1,800	**1,710**	10,000	**5,740**									
Benzo(a)pyrene		1.20	**1.14**	9.18	**3.83**									
Petroleum Carbon Ranges (PCR/TPH)														
C6 - C8		1,410	**545**	10,000	**10,000**									
C9 - C16		2,240	**1,330**	10,000	**10,000**									
C17 - C35		10,000	**10,000**	10,000	**10,000**									
VOCs														
Benzene		0.704	**0.279**	**9.210**	42.200									
Toluene		1,440	**705**	10,000	**10,000**									
Ethylbenzene		709	**298**	**8,240**	10,000									
Xylenes (Total)		95.0	**36.8**	**1,230.0**	10,000.0									
BTEX														
BTEX		-	-	-	-									

Chemical		Risk-based Remediation Goals for Soil				Depth (m below ground level)								
		Urban Residential	Rural Residential	Industrial	Public Parks	0.5	1.5	3.0	4.5	6.0	7.5	9.0	10.5	12.0
		(mg/kg)	(mg/kg)	(mg/kg)	(mg/kg)	Grid 18 - BH122								
Metals														
Arsenic	As	22.1	**21.8**	196.0	**73.5**				NS	NS		NS	NS	
Barium	Ba	10,000	**10,000**	10,000	**10,000**				NS	NS		NS	NS	
Cadmium	Cd	73.8	**72.8**	653.0	**245.0**				NS	NS		NS	NS	
Cobalt	Co	1,480	**1,460**	10,000	**4,900**				NS	NS		NS	NS	
Chromium VI	Cr(VI)	221	**218**	1,960	**735**				NS	NS		NS	NS	
Copper	Cu	2,950	**2,910**	10,000	**9,790**				NS	NS		NS	NS	
Molybdenum	Mo	369	**364**	3,260	**1,220**				NS	NS		NS	NS	
Nickel	Ni	1,480	**1,460**	10,000	**4,900**				NS	NS		NS	NS	
Lead	**Pb**	258	**255**	2,290	**857**	**1590**	247	24.9	NS	NS	FA	NS	NS	FA
Tin	Sn	10,000	**10,000**	10,000	**10,000**				NS	NS		NS	NS	
Zinc	Zn	10,000	**10,000**	10,000	**10,000**				NS	NS		NS	NS	
Mercury	Hg	11.00	**6.52**	**38.40**	45.60				NS	NS		NS	NS	
SVOCs (PAH)														
Naphthalene		182.0	**85.6**	**453.0**	914.0				NS	NS		NS	NS	
Acenaphthylene		2,340	**1,510**	10,000	**10,000**				NS	NS		NS	NS	
Acenaphthene		3,510	**3,280**	10,000	**10,000**				NS	NS		NS	NS	
Fluorene		2,380	**2,250**	10,000	**7,450**				NS	NS		NS	NS	
Phenanthrene		10,000	**10,000**	10,000	**10,000**				NS	NS		NS	NS	
Anthracene		10,000	**10,000**	10,000	**10,000**				NS	NS		NS	NS	
Fluoranthene		2,400	**2,270**	10,000	**7,620**				NS	NS		NS	NS	
Pyrene		1,800	**1,710**	10,000	**5,720**				NS	NS		NS	NS	
Chrysene		**871**	919	**1,140**	1,540				NS	NS		NS	NS	
Benzo(a)anthracene		12.0	**11.4**	91.8	**38.3**				NS	NS		NS	NS	
Benzo(b)fluoranthene		**9.88**	10.1	**17.8**	20.4				NS	NS		NS	NS	
Benzo(k)fluoranthene		120	**114**	918	**383**				NS	NS		NS	NS	
Dibenzo(a,h)anthracene		1.20	**1.14**	9.18	**3.83**				NS	NS		NS	NS	
Indeno(1,2,3-cd)pyrene		12.0	**11.4**	91.8	**38.3**				NS	NS		NS	NS	
Benzo(g,h,i)perylene		1,800	**1,710**	10,000	**5,740**				NS	NS		NS	NS	
Benzo(a)pyrene		1.20	**1.14**	9.18	**3.83**				NS	NS		NS	NS	
Petroleum Carbon Ranges (PCR/TPH)														
C6 - C8		1,410	**545**	10,000	**10,000**				NS	NS		NS	NS	
C9 - C16		2,240	**1,330**	10,000	**10,000**				NS	NS		NS	NS	
C17 - C35		10,000	**10,000**	10,000	**10,000**				NS	NS		NS	NS	
VOCs														
Benzene		0.704	**0.279**	**9.210**	42.200				NS	NS		NS	NS	
Toluene		1,440	**705**	10,000	**10,000**				NS	NS		NS	NS	
Ethylbenzene		709	**298**	**8,240**	10,000				NS	NS		NS	NS	
Xylenes (Total)		95.0	**36.8**	**1,230.0**	10,000.0				NS	NS		NS	NS	
BTEX														
BTEX		-	-	-	-				NS	NS		NS	NS	

Kennedy Town Comprehensive Development Area
Previous Testing Results

Chemical		Risk-based Remediation Goals for Soil				Depth (m below ground level)								
		Urban Residential	Rural Residential	Industrial	Public Parks	0.5	1.5	3.0	4.5	6.0	7.5	9.0	10.5	12.0
		(mg/kg)	(mg/kg)	(mg/kg)	(mg/kg)	Grid 18 - BH123								
Metals														
Arsenic	As	22.1	**21.8**	196.0	**73.5**									
Barium	Ba	10,000	**10,000**	10,000	**10,000**									
Cadmium	Cd	73.8	**72.8**	653.0	**245.0**									
Cobalt	Co	1,480	**1,460**	10,000	**4,900**									
Chromium VI	Cr(VI)	221	**218**	1,960	**735**									
Copper	Cu	2,950	**2,910**	10,000	**9,790**									
Molybdenum	Mo	369	**364**	3,260	**1,220**									
Nickel	Ni	1,480	**1,460**	10,000	**4,900**									
Lead	Pb	258	**255**	2,290	**857**	80	IS	59.8	FA	FA	FA	FA	FA	FA
Tin	Sn	10,000	**10,000**	10,000	**10,000**									
Zinc	Zn	10,000	**10,000**	10,000	**10,000**									
Mercury	Hg	11.00	**6.52**	**38.40**	45.60									
SVOCs (PAH)														
Naphthalene		182.0	**85.6**	**453.0**	914.0									
Acenaphthylene		2,340	**1,510**	10,000	**10,000**									
Acenaphthene		3,510	**3,280**	10,000	**10,000**									
Fluorene		2,380	**2,250**	10,000	**7,450**									
Phenanthrene		10,000	**10,000**	10,000	**10,000**									
Anthracene		10,000	**10,000**	10,000	**10,000**									
Fluoranthene		2,400	**2,270**	10,000	**7,620**									
Pyrene		1,800	**1,710**	10,000	**5,720**									
Chrysene		**871**	919	**1,140**	1,540									
Benzo(a)anthracene		12.0	**11.4**	91.8	**38.3**									
Benzo(b)fluoranthene		**9.88**	10.1	**17.8**	20.4									
Benzo(k)fluoranthene		120	**114**	918	**383**									
Dibenzo(a,h)anthracene		1.20	**1.14**	9.18	**3.83**									
Indeno(1,2,3-cd)pyrene		12.0	**11.4**	91.8	**38.3**									
Benzo(g,h,i)perylene		1,800	**1,710**	10,000	**5,740**									
Benzo(a)pyrene		1.20	**1.14**	9.18	**3.83**									
Petroleum Carbon Ranges (PCR/TPH)														
C6 - C8		1,410	**545**	10,000	**10,000**									
C9 - C16		2,240	**1,330**	10,000	**10,000**									
C17 - C35		10,000	**10,000**	10,000	**10,000**									
VOCs														
Benzene		0.704	**0.279**	**9.210**	42.200									
Toluene		1,440	**705**	10,000	**10,000**									
Ethylbenzene		709	**298**	**8,240**	10,000									
Xylenes (Total)		95.0	**36.8**	**1,230.0**	10,000.0									
BTEX														
BTEX		-	-	-	-									

Chemical		Risk-based Remediation Goals for Soil				Depth (m below ground level)								
		Urban Residential	Rural Residential	Industrial	Public Parks	0.5	1.5	3.0	4.5	6.0	7.5	9.0	10.5	12.0
		(mg/kg)	(mg/kg)	(mg/kg)	(mg/kg)	Grid 18 - BH124								
Metals														
Arsenic	As	22.1	**21.8**	196.0	**73.5**					NS	NS	NS		
Barium	Ba	10,000	**10,000**	10,000	**10,000**					NS	NS	NS		
Cadmium	Cd	73.8	**72.8**	653.0	**245.0**					NS	NS	NS		
Cobalt	Co	1,480	**1,460**	10,000	**4,900**					NS	NS	NS		
Chromium VI	Cr(VI)	221	**218**	1,960	**735**					NS	NS	NS		
Copper	Cu	2,950	**2,910**	10,000	**9,790**					NS	NS	NS		
Molybdenum	Mo	369	**364**	3,260	**1,220**					NS	NS	NS		
Nickel	Ni	1,480	**1,460**	10,000	**4,900**					NS	NS	NS		
Lead	**Pb**	258	**255**	2,290	**857**	148	**441**	IS	FA	NS	NS	NS	FA	185
Tin	Sn	10,000	**10,000**	10,000	**10,000**					NS	NS	NS		
Zinc	Zn	10,000	**10,000**	10,000	**10,000**					NS	NS	NS		
Mercury	Hg	11.00	**6.52**	**38.40**	45.60					NS	NS	NS		
SVOCs (PAH)														
Naphthalene		182.0	**85.6**	**453.0**	914.0					NS	NS	NS		
Acenaphthylene		2,340	**1,510**	10,000	**10,000**					NS	NS	NS		
Acenaphthene		3,510	**3,280**	10,000	**10,000**					NS	NS	NS		
Fluorene		2,380	**2,250**	10,000	**7,450**					NS	NS	NS		
Phenanthrene		10,000	**10,000**	10,000	**10,000**					NS	NS	NS		
Anthracene		10,000	**10,000**	10,000	**10,000**					NS	NS	NS		
Fluoranthene		2,400	**2,270**	10,000	**7,620**					NS	NS	NS		
Pyrene		1,800	**1,710**	10,000	**5,720**					NS	NS	NS		
Chrysene		**871**	919	**1,140**	1,540					NS	NS	NS		
Benzo(a)anthracene		12.0	**11.4**	91.8	**38.3**					NS	NS	NS		
Benzo(b)fluoranthene		**9.88**	10.1	**17.8**	20.4					NS	NS	NS		
Benzo(k)fluoranthene		120	**114**	918	**383**					NS	NS	NS		
Dibenzo(a,h)anthracene		1.20	**1.14**	9.18	**3.83**					NS	NS	NS		
Indeno(1,2,3-cd)pyrene		12.0	**11.4**	91.8	**38.3**					NS	NS	NS		
Benzo(g,h,i)perylene		1,800	**1,710**	10,000	**5,740**					NS	NS	NS		
Benzo(a)pyrene		1.20	**1.14**	9.18	**3.83**					NS	NS	NS		
Petroleum Carbon Ranges (PCR/TPH)														
C6 - C8		1,410	**545**	10,000	**10,000**					NS	NS	NS		
C9 - C16		2,240	**1,330**	10,000	**10,000**					NS	NS	NS		
C17 - C35		10,000	**10,000**	10,000	**10,000**					NS	NS	NS		
VOCs														
Benzene		0.704	**0.279**	**9.210**	42.200					NS	NS	NS		
Toluene		1,440	**705**	10,000	**10,000**					NS	NS	NS		
Ethylbenzene		709	**298**	**8,240**	10,000					NS	NS	NS		
Xylenes (Total)		95.0	**36.8**	**1,230.0**	10,000.0					NS	NS	NS		
BTEX														
BTEX		-	-	-	-					NS	NS	NS		

Kennedy Town Comprehensive Development Area
Previous Testing Results

Chemical		Risk-based Remediation Goals for Soil				Depth (m below ground level)								
		Urban Residential	Rural Residential	Industrial	Public Parks	0.5	1.5	3.0	4.5	6.0	7.5	9.0	10.5	12.0
		(mg/kg)	(mg/kg)	(mg/kg)	(mg/kg)	Grid 18 - BH125								
Metals														
Arsenic	As	22.1	**21.8**	196.0	**73.5**	12	10	3.4	8.9	NS	NS	NS	NS	11
Barium	Ba	10,000	**10,000**	10,000	**10,000**	120	66	64	150	NS	NS	NS	NS	180
Cadmium	Cd	73.8	**72.8**	653.0	**245.0**	0.6	0.2	0.2	0.3	NS	NS	NS	NS	0.5
Cobalt	Co	1,480	**1,460**	10,000	**4,900**	5.8	2.8	1.9	4.1	NS	NS	NS	NS	5.8
Chromium VI	Cr(VI)	221	**218**	1,960	**735**	15	6.9	10	11	NS	NS	NS	NS	16
Copper	Cu	2,950	**2,910**	10,000	**9,790**	67	15	15	18	NS	NS	NS	NS	110
Molybdenum	Mo	369	**364**	3,260	**1,220**	1.5	1	2.2	1.7	NS	NS	NS	NS	2.7
Nickel	Ni	1,480	**1,460**	10,000	**4,900**	21	5	4.3	7.3	NS	NS	NS	NS	12
Lead	**Pb**	258	**255**	2,290	**857**	**380**	130	38	140	NS	NS	NS	NS	**580**
Tin	Sn	10,000	**10,000**	10,000	**10,000**	29	9.4	3.7	5.1	NS	NS	NS	NS	39
Zinc	Zn	10,000	**10,000**	10,000	**10,000**	190	64	47	200	NS	NS	NS	NS	360
Mercury	Hg	11.00	**6.52**	**38.40**	45.60	2.83	0.09	0.26	2.17	NS	NS	NS	NS	4.94
SVOCs (PAH)														
Naphthalene		182.0	**85.6**	**453.0**	914.0	DL	DL	DL	DL	NS	NS	NS	NS	DL
Acenaphthylene		2,340	**1,510**	10,000	**10,000**	DL	DL	DL	DL	NS	NS	NS	NS	0.13
Acenaphthene		3,510	**3,280**	10,000	**10,000**	DL	DL	DL	DL	NS	NS	NS	NS	DL
Fluorene		2,380	**2,250**	10,000	**7,450**	DL	DL	DL	DL	NS	NS	NS	NS	DL
Phenanthrene		10,000	**10,000**	10,000	**10,000**	DL	DL	DL	DL	NS	NS	NS	NS	0.17
Anthracene		10,000	**10,000**	10,000	**10,000**	DL	DL	DL	DL	NS	NS	NS	NS	0.08
Fluoranthene		2,400	**2,270**	10,000	**7,620**	DL	DL	DL	DL	NS	NS	NS	NS	0.54
Pyrene		1,800	**1,710**	10,000	**5,720**	DL	DL	DL	DL	NS	NS	NS	NS	0.56
Chrysene		**871**	919	**1,140**	1,540	DL	DL	DL	DL	NS	NS	NS	NS	0.33
Benzo(a)anthracene		12.0	**11.4**	91.8	**38.3**	DL	DL	DL	DL	NS	NS	NS	NS	0.26
Benzo(b)fluoranthene		**9.88**	10.1	**17.8**	20.4	DL	DL	DL	DL	NS	NS	NS	NS	0.81
Benzo(k)fluoranthene		120	**114**	918	**383**	DL	0.17	DL	DL	NS	NS	NS	NS	0.57
Dibenzo(a,h)anthracene		1.20	**1.14**	9.18	**3.83**	DL	DL	DL	DL	NS	NS	NS	NS	DL
Indeno(1,2,3-cd)pyrene		12.0	**11.4**	91.8	**38.3**	DL	DL	DL	DL	NS	NS	NS	NS	0.19
Benzo(g,h,i)perylene		1,800	**1,710**	10,000	**5,740**	DL	DL	0.17	DL	NS	NS	NS	NS	0.43
Benzo(a)pyrene		1.20	**1.14**	9.18	**3.83**	DL	DL	DL	DL	NS	NS	NS	NS	0.5
Petroleum Carbon Ranges (PCR/TPH)														
C6 - C8		1,410	**545**	10,000	**10,000**	<257	<252	<252	<252	NS	NS	NS	NS	**<661**
C9 - C16		2,240	**1,330**	10,000	**10,000**					NS	NS	NS	NS	
C17 - C35		10,000	**10,000**	10,000	**10,000**					NS	NS	NS	NS	
VOCs														
Benzene		0.704	**0.279**	**9.210**	42.200	DL	DL	DL	DL	NS	NS	NS	NS	DL
Toluene		1,440	**705**	10,000	**10,000**	DL	DL	DL	DL	NS	NS	NS	NS	DL
Ethylbenzene		709	**298**	**8,240**	10,000	DL	DL	DL	DL	NS	NS	NS	NS	DL
Xylenes (Total)		95.0	**36.8**	**1,230.0**	10,000.0	DL	DL	DL	DL	NS	NS	NS	NS	DL
BTEX														
BTEX		-	-	-	-	DL	DL	DL	DL	NS	NS	NS	NS	DL

Chemical		Risk-based Remediation Goals for Soil				Depth (m below ground level)
		Urban Residential	Rural Residential	Industrial	Public Parks	13.5
		(mg/kg)	(mg/kg)	(mg/kg)	(mg/kg)	Grid 18 - BH125
Metals						
Arsenic	As	22.1	**21.8**	196.0	**73.5**	5.9
Barium	Ba	10,000	**10,000**	10,000	**10,000**	41
Cadmium	Cd	73.8	**72.8**	653.0	**245.0**	0.2
Cobalt	Co	1,480	**1,460**	10,000	**4,900**	3.1
Chromium VI	Cr(VI)	221	**218**	1,960	**735**	12
Copper	Cu	2,950	**2,910**	10,000	**9,790**	21
Molybdenum	Mo	369	**364**	3,260	**1,220**	2.4
Nickel	Ni	1,480	**1,460**	10,000	**4,900**	10
Lead	Pb	258	**255**	2,290	**857**	160
Tin	Sn	10,000	**10,000**	10,000	**10,000**	10
Zinc	Zn	10,000	**10,000**	10,000	**10,000**	130
Mercury	Hg	11.00	**6.52**	**38.40**	45.60	3.54
SVOCs (PAH)						
Naphthalene		182.0	**85.6**	**453.0**	914.0	DL
Acenaphthylene		2,340	**1,510**	10,000	**10,000**	DL
Acenaphthene		3,510	**3,280**	10,000	**10,000**	DL
Fluorene		2,380	**2,250**	10,000	**7,450**	DL
Phenanthrene		10,000	**10,000**	10,000	**10,000**	0.088
Anthracene		10,000	**10,000**	10,000	**10,000**	0.065
Fluoranthene		2,400	**2,270**	10,000	**7,620**	0.48
Pyrene		1,800	**1,710**	10,000	**5,720**	0.48
Chrysene		**871**	919	**1,140**	1,540	0.23
Benzo(a)anthracene		12.0	**11.4**	91.8	**38.3**	0.21
Benzo(b)fluoranthene		**9.88**	10.1	**17.8**	20.4	0.47
Benzo(k)fluoranthene		120	**114**	918	**383**	0.35
Dibenzo(a,h)anthracene		1.20	**1.14**	9.18	**3.83**	DL
Indeno(1,2,3-cd)pyrene		12.0	**11.4**	91.8	**38.3**	DL
Benzo(g,h,i)perylene		1,800	**1,710**	10,000	**5,740**	0.2
Benzo(a)pyrene		1.20	**1.14**	9.18	**3.83**	0.21
Petroleum Carbon Ranges (PCR/TPH)						
C6 - C8		1,410	**545**	10,000	**10,000**	<252
C9 - C16		2,240	**1,330**	10,000	**10,000**	
C17 - C35		10,000	**10,000**	10,000	**10,000**	
VOCs						
Benzene		0.704	**0.279**	**9.210**	42.200	DL
Toluene		1,440	**705**	10,000	**10,000**	DL
Ethylbenzene		709	**298**	**8,240**	10,000	DL
Xylenes (Total)		95.0	**36.8**	**1,230.0**	10,000.0	DL
BTEX						
BTEX		-	-	-	-	DL

Kennedy Town Comprehensive Development Area
Previous Testing Results

Chemical		Risk-based Remediation Goals for Soil				Depth (m below ground level)								
		Urban Residential	Rural Residential	Industrial	Public Parks	0.5	1.5	3.0	4.5	6.0	7.5	9.0		
		(mg/kg)	(mg/kg)	(mg/kg)	(mg/kg)	Grid 19 - BH179								
Metals														
Arsenic	**As**	22.1	**21.8**	196.0	73.5	NS	15	NS	18	7.6	**22**	10		
Barium	Ba	10,000	**10,000**	10,000	10,000	NS	81	NS	140	51	220	210		
Cadmium	Cd	73.8	**72.8**	653.0	245.0	NS	3.7	NS	0.8	0.1	0.5	0.3		
Cobalt	Co	1,480	**1,460**	10,000	4,900	NS	3.6	NS	5.2	3	4.6	6.4		
Chromium VI	Cr(VI)	221	**218**	1,960	735	NS	7.4	NS	8	5.4	7.8	13		
Copper	Cu	2,950	**2,910**	10,000	9,790	NS	390	NS	680	170	97	26		
Molybdenum	Mo	369	**364**	3,260	1,220	NS	3.6	NS	1	DL	1.2	4.7		
Nickel	Ni	1,480	**1,460**	10,000	4,900	NS	9.4	NS	18	7.1	14	14		
Lead	**Pb**	258	**255**	2,290	857	NS	**960**	NS	**2000**	230	**1800**	**300**		
Tin	Sn	10,000	**10,000**	10,000	10,000	NS	23	NS	280	27	1.2	11		
Zinc	Zn	10,000	**10,000**	10,000	10,000	NS	6700	NS	2500	150	530	150		
Mercury	**Hg**	11.00	**6.52**	38.40	45.60	NS	1.48	NS	0.58	0.13	1.25	**8.3**		
SVOCs (PAH)														
Naphthalene		182.0	**85.6**	453.0	914.0	NS	DL	NS	DL	DL	DL	DL		
Acenaphthylene		2,340	**1,510**	10,000	10,000	NS	0.96	NS	DL	0.18	0.4	0.1		
Acenaphthene		3,510	**3,280**	10,000	10,000	NS	DL	NS	DL	DL	DL	DL		
Fluorene		2,380	**2,250**	10,000	7,450	NS	DL	NS	DL	0.19	DL	DL		
Phenanthrene		10,000	**10,000**	10,000	10,000	NS	0.19	NS	0.18	1.4	0.27	DL		
Anthracene		10,000	**10,000**	10,000	10,000	NS	0.44	NS	0.069	0.38	0.16	DL		
Fluoranthene		2,400	**2,270**	10,000	7,620	NS	DL	NS	DL	DL	DL	0.34		
Pyrene		1,800	**1,710**	10,000	5,720	NS	1.1	NS	0.42	1.1	1	0.32		
Chrysene		**871**	919	1,140	1,540	NS	2.5	NS	0.2	0.35	0.63	DL		
Benzo(a)anthracene		12.0	**11.4**	91.8	38.3	NS	2.7	NS	0.2	0.44	0.81	DL		
Benzo(b)fluoranthene		**9.88**	10.1	17.8	20.4	NS	2.9	NS	0.28	0.31	1.1	0.3		
Benzo(k)fluoranthene		120	**114**	918	383	NS	2.8	NS	0.21	0.34	1.2	0.3		
Dibenzo(a,h)anthracene		1.20	**1.14**	9.18	3.83	NS	1.6	NS	DL	DL	0.44	DL		
Indeno(1,2,3-cd)pyrene		12.0	**11.4**	91.8	38.3	NS	2.8	NS	DL	0.12	0.65	DL		
Benzo(g,h,i)perylene		1,800	**1,710**	10,000	5,740	NS	5.9	NS	0.24	0.29	1.1	0.21		
Benzo(a)pyrene		1.20	**1.14**	9.18	3.83	NS	**5.7**	NS	0.2	0.32	**1.6**	0.23		
Petroleum Carbon Ranges (PCR/TPH)														
C6 - C8		1,410	**545**	10,000	10,000	NS	<252	NS	<252	<255	<437	<331		
C9 - C16		2,240	**1,330**	10,000	10,000	NS		NS						
C17 - C35		10,000	**10,000**	10,000	10,000	NS		NS						
VOCs														
Benzene		0.704	**0.279**	9.210	42.200	NS	DL	NS	DL	DL	DL	DL		
Toluene		1,440	**705**	10,000	10,000	NS	DL	NS	DL	DL	DL	DL		
Ethylbenzene		709	**298**	8,240	10,000	NS	DL	NS	DL	DL	DL	DL		
Xylenes (Total)		95.0	**36.8**	1,230.0	10,000.0	NS	DL	NS	DL	DL	DL	DL		
BTEX														
BTEX		-	-	-	-	NS	DL	NS	DL	DL	DL	DL		

Chemical		Risk-based Remediation Goals for Soil				Depth (m below ground level)								
		Urban Residential	Rural Residential	Industrial	Public Parks	0.5	1.5	3.0	4.5	6.0	7.5	9.0	10.5	12.0
		(mg/kg)	(mg/kg)	(mg/kg)	(mg/kg)	Grid 20 - BH108								
Metals														
Arsenic	As	22.1	**21.8**	196.0	**73.5**	1.4	5.6	4.7	FA	NA	FA	NA	FA	NA
Barium	Ba	10,000	**10,000**	10,000	**10,000**									
Cadmium	Cd	73.8	**72.8**	653.0	**245.0**	0.1	0.2	0.1	FA	NA	FA	NA	FA	NA
Cobalt	Co	1,480	**1,460**	10,000	**4,900**									
Chromium VI	Cr(VI)	221	**218**	1,960	**735**									
Copper	Cu	2,950	**2,910**	10,000	**9,790**	12	17	6.7	FA	NA	FA	NA	FA	NA
Molybdenum	Mo	369	**364**	3,260	**1,220**									
Nickel	Ni	1,480	**1,460**	10,000	**4,900**									
Lead	**Pb**	258	**255**	2,290	**857**	75	**330**	52	FA	NA	FA	NA	FA	NA
Tin	Sn	10,000	**10,000**	10,000	**10,000**									
Zinc	Zn	10,000	**10,000**	10,000	**10,000**	58	100	41	FA	NA	FA	NA	FA	NA
Mercury	Hg	11.00	**6.52**	**38.40**	45.60	0.16	1.11	0.29	FA	NA	FA	NA	FA	NA
SVOCs (PAH)														
Naphthalene		182.0	**85.6**	**453.0**	914.0	DL	DL	DL	DL	NA	DL	NA	DL	NA
Acenaphthylene		2,340	**1,510**	10,000	**10,000**	DL	0.099	DL	DL	NA	DL	NA	DL	NA
Acenaphthene		3,510	**3,280**	10,000	**10,000**	DL	DL	DL	DL	NA	DL	NA	DL	NA
Fluorene		2,380	**2,250**	10,000	**7,450**	DL	0.062	DL	DL	NA	DL	NA	DL	NA
Phenanthrene		10,000	**10,000**	10,000	**10,000**	DL	0.069	DL	DL	NA	DL	NA	DL	NA
Anthracene		10,000	**10,000**	10,000	**10,000**	DL	0.087	DL	DL	NA	DL	NA	DL	NA
Fluoranthene		2,400	**2,270**	10,000	**7,620**	DL	DL	DL	DL	NA	DL	NA	DL	NA
Pyrene		1,800	**1,710**	10,000	**5,720**	DL	0.35	DL	DL	NA	DL	NA	DL	NA
Chrysene		**871**	919	**1,140**	1,540	DL	DL	DL	DL	NA	DL	NA	DL	NA
Benzo(a)anthracene		12.0	**11.4**	91.8	**38.3**	DL	DL	DL	DL	NA	DL	NA	DL	NA
Benzo(b)fluoranthene		**9.88**	10.1	**17.8**	20.4	DL	DL	DL	DL	NA	DL	NA	DL	NA
Benzo(k)fluoranthene		120	**114**	918	**383**	DL	DL	DL	DL	NA	DL	NA	DL	NA
Dibenzo(a,h)anthracene		1.20	**1.14**	9.18	**3.83**	DL	0.19	DL	DL	NA	DL	NA	DL	NA
Indeno(1,2,3-cd)pyrene		12.0	**11.4**	91.8	**38.3**	DL	DL	DL	DL	NA	DL	NA	DL	NA
Benzo(g,h,i)perylene		1,800	**1,710**	10,000	**5,740**	DL	0.87	DL	DL	NA	DL	NA	DL	NA
Benzo(a)pyrene		1.20	**1.14**	9.18	**3.83**	DL	0.18	DL	DL	NA	DL	NA	DL	NA
Petroleum Carbon Ranges (PCR/TPH)														
C6 - C8		1,410	**545**	10,000	**10,000**	<252	**<790**	IS	<252	NA	IS	NA	IS	NA
C9 - C16		2,240	**1,330**	10,000	**10,000**			IS		NA	IS	NA	IS	NA
C17 - C35		10,000	**10,000**	10,000	**10,000**			IS		NA	IS	NA	IS	NA
VOCs														
Benzene		0.704	**0.279**	**9.210**	42.200									
Toluene		1,440	**705**	10,000	**10,000**									
Ethylbenzene		709	**298**	**8,240**	10,000									
Xylenes (Total)		95.0	**36.8**	**1,230.0**	10,000.0									
BTEX														
BTEX		-	-	-	-									

Kennedy Town Comprehensive Development Area
Previous Testing Results

Chemical		Risk-based Remediation Goals for Soil				Depth (m below ground level)								
		Urban Residential	Rural Residential	Industrial	Public Parks	0.5	1.5	3.0	4.5	6.0	7.5	9.0	10.5	12.0
		(mg/kg)	(mg/kg)	(mg/kg)	(mg/kg)	Grid 20 - BH109								
Metals														
Arsenic	As	22.1	**21.8**	196.0	**73.5**	6.3	7.3	4.1	NA	NA	FA	FA	NA	FA
Barium	Ba	10,000	**10,000**	10,000	**10,000**									
Cadmium	Cd	73.8	**72.8**	653.0	**245.0**	0.4	0.1	0.1	NA	NA	FA	FA	NA	FA
Cobalt	Co	1,480	**1,460**	10,000	**4,900**									
Chromium VI	Cr(VI)	221	**218**	1,960	**735**									
Copper	Cu	2,950	**2,910**	10,000	**9,790**	32	7.3	2.2	NA	NA	FA	FA	NA	FA
Molybdenum	Mo	369	**364**	3,260	**1,220**									
Nickel	Ni	1,480	**1,460**	10,000	**4,900**									
Lead	**Pb**	258	**255**	2,290	**857**	**430**	89	**460**	NA	NA	IS	IS	IS	IS
Tin	Sn	10,000	**10,000**	10,000	**10,000**									
Zinc	Zn	10,000	**10,000**	10,000	**10,000**	340	42	15	NA	NA	FA	FA	NA	FA
Mercury	Hg	11.00	**6.52**	**38.40**	45.60	0.61	0.14	0.06	NA	NA	FA	FA	NA	FA
SVOCs (PAH)														
Naphthalene		182.0	**85.6**	**453.0**	914.0	DL	DL	DL	NA	NA	DL	DL	NA	DL
Acenaphthylene		2,340	**1,510**	10,000	**10,000**	0.3	0.13	DL	NA	NA	0.22	DL	NA	0.09
Acenaphthene		3,510	**3,280**	10,000	**10,000**	DL	DL	DL	NA	NA	DL	DL	NA	DL
Fluorene		2,380	**2,250**	10,000	**7,450**	DL	DL	DL	NA	NA	DL	DL	NA	DL
Phenanthrene		10,000	**10,000**	10,000	**10,000**	0.38	0.095	DL	NA	NA	0.54	DL	NA	0.084
Anthracene		10,000	**10,000**	10,000	**10,000**	0.25	0.15	DL	NA	NA	0.21	DL	NA	0.06
Fluoranthene		2,400	**2,270**	10,000	**7,620**	0.36	DL	DL	NA	NA	0.89	DL	NA	0.32
Pyrene		1,800	**1,710**	10,000	**5,720**	2.3	0.91	DL	NA	NA	0.91	DL	NA	0.42
Chrysene		**871**	919	**1,140**	1,540	0.96	0.45	DL	NA	NA	0.31	DL	NA	0.19
Benzo(a)anthracene		12.0	**11.4**	91.8	**38.3**	0.82	0.61	DL	NA	NA	0.37	DL	NA	DL
Benzo(b)fluoranthene		**9.88**	10.1	**17.8**	20.4	1.1	0.61	DL	NA	NA	0.6	DL	NA	0.3
Benzo(k)fluoranthene		120	**114**	918	**383**	0.84	0.62	DL	NA	NA	0.71	DL	NA	0.27
Dibenzo(a,h)anthracene		1.20	**1.14**	9.18	**3.83**	0.81	DL	DL	NA	NA	DL	DL	NA	DL
Indeno(1,2,3-cd)pyrene		12.0	**11.4**	91.8	**38.3**	1	DL	DL	NA	NA	DL	DL	NA	DL
Benzo(g,h,i)perylene		1,800	**1,710**	10,000	**5,740**	2.5	0.3	DL	NA	NA	0.41	DL	NA	0.22
Benzo(a)pyrene		1.20	**1.14**	9.18	**3.83**	**1.9**	0.46	DL	NA	NA	0.47	DL	NA	0.32
Petroleum Carbon Ranges (PCR/TPH)														
C6 - C8		1,410	**545**	10,000	**10,000**	IS	<252	<252	NA	NA	IS	IS	NA	<303
C9 - C16		2,240	**1,330**	10,000	**10,000**	IS			NA	NA	IS	IS	NA	
C17 - C35		10,000	**10,000**	10,000	**10,000**	IS			NA	NA	IS	IS	NA	
VOCs														
Benzene		0.704	**0.279**	**9.210**	42.200		DL	DL						DL
Toluene		1,440	**705**	10,000	**10,000**		DL	DL						DL
Ethylbenzene		709	**298**	**8,240**	10,000		DL	DL						DL
Xylenes (Total)		95.0	**36.8**	**1,230.0**	10,000.0		DL	DL						DL
BTEX														
BTEX		-	-	-	-		DL	DL						DL

Chemical		Risk-based Remediation Goals for Soil				Depth (m below ground level)								
		Urban Residential	Rural Residential	Industrial	Public Parks	0.5	1.5	3.0	4.5	6.0	7.5	9.0	10.5	12.0
		(mg/kg)	(mg/kg)	(mg/kg)	(mg/kg)	Grid 20 - BH110								
Metals														
Arsenic	As	22.1	**21.8**	196.0	**73.5**	17	4.5	2.5	5.5	3.1	NA	NS	10	2.3
Barium	Ba	10,000	**10,000**	10,000	**10,000**	370	130	8.1	49	52	NA	NS	330	18
Cadmium	Cd	73.8	**72.8**	653.0	**245.0**	0.7	0.1	0.1	0.2	0.1	NA	NS	1.2	3.5
Cobalt	Co	1,480	**1,460**	10,000	**4,900**	13	1.7	1.2	12	2.2	NA	NS	14	4.2
Chromium VI	Cr(VI)	221	**218**	1,960	**735**	37	7.1	0.7	5.6	4.5	NA	NS	8.8	1.7
Copper	Cu	2,950	**2,910**	10,000	**9,790**	370	32	2.7	19	5.9	NA	NS	18	57
Molybdenum	Mo	369	**364**	3,260	**1,220**	4.2	1	1.2	1.5	2.4	NA	NS	3.8	1.6
Nickel	Ni	1,480	**1,460**	10,000	**4,900**	75	54	0.5	8.9	2.4	NA	NS	5.6	1.6
Lead	**Pb**	258	**255**	2,290	**857**	**1500**	28	72	150	110	NA	NS	97	190
Tin	Sn	10,000	**10,000**	10,000	**10,000**	53	1.6	0.8	2.8	5.2	NA	NS	3.1	7.4
Zinc	Zn	10,000	**10,000**	10,000	**10,000**	920	50	18	130	40	NA	NS	100	830
Mercury	Hg	11.00	**6.52**	**38.40**	45.60	0.99	IS	0.13	IS	NA	0.51	NS	0.16	0.13
SVOCs (PAH)														
Naphthalene		182.0	**85.6**	**453.0**	914.0	DL	DL	DL	DL	DL	NA	NS	DL	DL
Acenaphthylene		2,340	**1,510**	10,000	**10,000**	DL	DL	DL	0.1	DL	NA	NS	DL	DL
Acenaphthene		3,510	**3,280**	10,000	**10,000**	DL	DL	DL	DL	DL	NA	NS	DL	DL
Fluorene		2,380	**2,250**	10,000	**7,450**	DL	DL	DL	0.066	DL	NA	NS	DL	DL
Phenanthrene		10,000	**10,000**	10,000	**10,000**	DL	DL	DL	0.75	DL	NA	NS	0.089	DL
Anthracene		10,000	**10,000**	10,000	**10,000**	DL	DL	DL	0.28	DL	NA	NS	DL	DL
Fluoranthene		2,400	**2,270**	10,000	**7,620**	DL	DL	DL	1.7	DL	NA	NS	DL	DL
Pyrene		1,800	**1,710**	10,000	**5,720**	DL	DL	DL	1.6	DL	NA	NS	0.53	DL
Chrysene		**871**	919	**1,140**	1,540	DL	DL	DL	0.79	DL	NA	NS	0.21	DL
Benzo(a)anthracene		12.0	**11.4**	91.8	**38.3**	DL	DL	DL	0.82	DL	NA	NS	DL	DL
Benzo(b)fluoranthene		**9.88**	10.1	**17.8**	20.4	DL	DL	DL	0.88	DL	NA	NS	0.27	DL
Benzo(k)fluoranthene		120	**114**	918	**383**	DL	DL	DL	0.87	DL	NA	NS	0.23	DL
Dibenzo(a,h)anthracene		1.20	**1.14**	9.18	**3.83**	DL	DL	DL	DL	DL	NA	NS	DL	DL
Indeno(1,2,3-cd)pyrene		12.0	**11.4**	91.8	**38.3**	DL	DL	DL	0.34	DL	NA	NS	DL	DL
Benzo(g,h,i)perylene		1,800	**1,710**	10,000	**5,740**	DL	DL	DL	0.81	DL	NA	NS	0.21	DL
Benzo(a)pyrene		1.20	**1.14**	9.18	**3.83**	DL	DL	DL	1.1	DL	NA	NS	0.31	DL
Petroleum Carbon Ranges (PCR/TPH)														
C6 - C8		1,410	**545**	10,000	**10,000**	<252	IS	<252	IS	NA	<279	NS	<394	<252
C9 - C16		2,240	**1,330**	10,000	**10,000**		IS		IS	NA		NS		
C17 - C35		10,000	**10,000**	10,000	**10,000**		IS		IS	NA		NS		
VOCs														
Benzene		0.704	**0.279**	**9.210**	42.200	DL	IS	DL	IS	NA	DL	NS	DL	DL
Toluene		1,440	**705**	10,000	**10,000**	DL	IS	DL	IS	NA	DL	NS	DL	DL
Ethylbenzene		709	**298**	**8,240**	10,000	DL	IS	DL	IS	NA	DL	NS	DL	DL
Xylenes (Total)		95.0	**36.8**	**1,230.0**	10,000.0	DL	IS	DL	IS	NA	DL	NS	DL	DL
BTEX														
BTEX		-	-	-	-	DL	IS	DL	IS	NA	DL	NS	DL	DL

Kennedy Town Comprehensive Development Area
Previous Testing Results

Chemical		Risk-based Remediation Goals for Soil				Depth (m below ground level)								
		Urban Residential	Rural Residential	Industrial	Public Parks	0.5	1.5	3.0	4.5	6.0	7.5	9.0	10.5	12.0
		(mg/kg)	(mg/kg)	(mg/kg)	(mg/kg)	Grid 20 - BH111								
Metals														
Arsenic	**As**	22.1	**21.8**	196.0	**73.5**	**26**	NS	**22.7**	IS	IS	IS	IS	NS	IS
Barium	Ba	10,000	**10,000**	10,000	**10,000**		NS						NS	
Cadmium	Cd	73.8	**72.8**	653.0	**245.0**	1.9	NS	1.84	IS	IS	IS	IS	NS	IS
Cobalt	Co	1,480	**1,460**	10,000	**4,900**		NS						NS	
Chromium VI	Cr(VI)	221	**218**	1,960	**735**		NS						NS	
Copper	Cu	2,950	**2,910**	10,000	**9,790**	180	NS	270	IS	IS	IS	IS	NS	IS
Molybdenum	Mo	369	**364**	3,260	**1,220**		NS						NS	
Nickel	Ni	1,480	**1,460**	10,000	**4,900**		NS						NS	
Lead	**Pb**	258	**255**	2,290	**857**	**2800**	NS	**1860**	IS	IS	IS	IS	NS	IS
Tin	Sn	10,000	**10,000**	10,000	**10,000**		NS						NS	
Zinc	Zn	10,000	**10,000**	10,000	**10,000**	1800	NS	1830	IS	IS	IS	IS	NS	IS
Mercury	Hg	11.00	**6.52**	**38.40**	45.60	4.78	NS	4.21	IS	IS	IS	IS	NS	IS
SVOCs (PAH)														
Naphthalene		182.0	**85.6**	**453.0**	914.0	DL	NS	DL	IS	IS	IS	IS	NS	DL
Acenaphthylene		2,340	**1,510**	10,000	**10,000**	0.3	NS	DL	IS	IS	IS	IS	NS	DL
Acenaphthene		3,510	**3,280**	10,000	**10,000**	DL	NS	DL	IS	IS	IS	IS	NS	DL
Fluorene		2,380	**2,250**	10,000	**7,450**	DL	NS	DL	IS	IS	IS	IS	NS	DL
Phenanthrene		10,000	**10,000**	10,000	**10,000**	0.55	NS	DL	IS	IS	IS	IS	NS	DL
Anthracene		10,000	**10,000**	10,000	**10,000**	0.19	NS	DL	IS	IS	IS	IS	NS	DL
Fluoranthene		2,400	**2,270**	10,000	**7,620**	1.4	NS	DL	IS	IS	IS	IS	NS	DL
Pyrene		1,800	**1,710**	10,000	**5,720**	1.9	NS	DL	IS	IS	IS	IS	NS	DL
Chrysene		**871**	919	**1,140**	1,540	0.83	NS	DL	IS	IS	IS	IS	NS	DL
Benzo(a)anthracene		12.0	**11.4**	91.8	**38.3**	0.53	NS	DL	IS	IS	IS	IS	NS	DL
Benzo(b)fluoranthene		**9.88**	10.1	**17.8**	20.4	1.2	NS	DL	IS	IS	IS	IS	NS	DL
Benzo(k)fluoranthene		120	**114**	918	**383**	0.59	NS	DL	IS	IS	IS	IS	NS	DL
Dibenzo(a,h)anthracene		1.20	**1.14**	9.18	**3.83**	0.23	NS	DL	IS	IS	IS	IS	NS	DL
Indeno(1,2,3-cd)pyrene		12.0	**11.4**	91.8	**38.3**	0.32	NS	DL	IS	IS	IS	IS	NS	DL
Benzo(g,h,i)perylene		1,800	**1,710**	10,000	**5,740**	0.85	NS	DL	IS	IS	IS	IS	NS	DL
Benzo(a)pyrene		1.20	**1.14**	9.18	**3.83**	1.1	NS	DL	IS	IS	IS	IS	NS	DL
Petroleum Carbon Ranges (PCR/TPH)														
C6 - C8		1,410	**545**	10,000	**10,000**	<252	NS	<252	IS	IS	IS	IS	NS	<252
C9 - C16		2,240	**1,330**	10,000	**10,000**		NS		IS	IS	IS	IS	NS	
C17 - C35		10,000	**10,000**	10,000	**10,000**		NS		IS	IS	IS	IS	NS	
VOCs														
Benzene		0.704	**0.279**	**9.210**	42.200		NS						NS	
Toluene		1,440	**705**	10,000	**10,000**		NS						NS	
Ethylbenzene		709	**298**	**8,240**	10,000		NS						NS	
Xylenes (Total)		95.0	**36.8**	**1,230.0**	10,000.0		NS						NS	
BTEX														
BTEX		-	-	-	-		NS						NS	

Chemical		Risk-based Remediation Goals for Soil				Depth (m below ground level)								
		Urban Residential	Rural Residential	Industrial	Public Parks	0.5	1.5	3.0	4.5	6.0	7.5	9.0	10.5	12.0
		(mg/kg)	(mg/kg)	(mg/kg)	(mg/kg)	Grid 20 - BH112								
Metals														
Arsenic	**As**	22.1	**21.8**	196.0	**73.5**	**30**	**24**	1.3	FA	FA	FA	FA	NA	FA
Barium	Ba	10,000	**10,000**	10,000	**10,000**									
Cadmium	Cd	73.8	**72.8**	653.0	**245.0**	FA	FA	FA	FA	FA	FA	FA	NA	FA
Cobalt	Co	1,480	**1,460**	10,000	**4,900**									
Chromium VI	Cr(VI)	221	**218**	1,960	**735**									
Copper	Cu	2,950	**2,910**	10,000	**9,790**	75	4.2	2.5	FA	FA	FA	FA	NA	FA
Molybdenum	Mo	369	**364**	3,260	**1,220**									
Nickel	Ni	1,480	**1,460**	10,000	**4,900**									
Lead	**Pb**	258	**255**	2,290	**857**	**280**	210	190	FA	FA	FA	FA	NA	FA
Tin	Sn	10,000	**10,000**	10,000	**10,000**									
Zinc	Zn	10,000	**10,000**	10,000	**10,000**	230	40	22	FA	FA	FA	FA	NA	FA
Mercury	Hg	11.00	**6.52**	**38.40**	45.60	0.38	0.08	0.14	FA	FA	FA	FA	NA	FA
SVOCs (PAH)														
Naphthalene		182.0	**85.6**	**453.0**	914.0	DL	DL	DL	DL	DL	DL	DL	NA	0.67
Acenaphthylene		2,340	**1,510**	10,000	**10,000**	DL	DL	DL	DL	0.083	0.2	0.12	NA	4.3
Acenaphthene		3,510	**3,280**	10,000	**10,000**	DL	DL	DL	DL	DL	DL	DL	NA	0.24
Fluorene		2,380	**2,250**	10,000	**7,450**	DL	DL	DL	DL	DL	0.091	DL	NA	1
Phenanthrene		10,000	**10,000**	10,000	**10,000**	DL	DL	DL	DL	0.15	0.63	0.28	NA	3.7
Anthracene		10,000	**10,000**	10,000	**10,000**	DL	DL	DL	DL	DL	0.13	0.066	NA	1.7
Fluoranthene		2,400	**2,270**	10,000	**7,620**	DL	DL	DL	DL	0.28	1.1	0.62	NA	25
Pyrene		1,800	**1,710**	10,000	**5,720**	DL	DL	DL	DL	0.33	1.1	0.7	NA	28
Chrysene		**871**	919	**1,140**	1,540	DL	DL	DL	DL	0.2	0.65	0.4	NA	7.5
Benzo(a)anthracene		12.0	**11.4**	91.8	**38.3**	DL	DL	DL	DL	DL	0.48	0.27	NA	6
Benzo(b)fluoranthene		**9.88**	10.1	**17.8**	20.4	DL	DL	DL	DL	0.22	0.71	0.4	NA	9.1
Benzo(k)fluoranthene		120	**114**	918	**383**	DL	DL	DL	DL	0.27	0.64	0.38	NA	10
Dibenzo(a,h)anthracene		1.20	**1.14**	9.18	**3.83**	DL	DL	DL	DL	DL	DL	DL	NA	**2.9**
Indeno(1,2,3-cd)pyrene		12.0	**11.4**	91.8	**38.3**	DL	DL	DL	DL	DL	0.39	0.25	NA	2.9
Benzo(g,h,i)perylene		1,800	**1,710**	10,000	**5,740**	DL	DL	DL	DL	0.21	0.53	0.36	NA	7.2
Benzo(a)pyrene		1.20	**1.14**	9.18	**3.83**	DL	DL	DL	DL	0.3	0.99	0.52	NA	**13**
Petroleum Carbon Ranges (PCR/TPH)														
C6 - C8		1,410	**545**	10,000	**10,000**	<252	<299	<252	<252	<252	<252	<252	NA	<504
C9 - C16		2,240	**1,330**	10,000	**10,000**								NA	
C17 - C35		10,000	**10,000**	10,000	**10,000**								NA	
VOCs														
Benzene		0.704	**0.279**	**9.210**	42.200									
Toluene		1,440	**705**	10,000	**10,000**									
Ethylbenzene		709	**298**	**8,240**	10,000									
Xylenes (Total)		95.0	**36.8**	**1,230.0**	10,000.0									
BTEX														
BTEX		-	-	-	-									

Kennedy Town Comprehensive Development Area
Previous Testing Results

Chemical		Risk-based Remediation Goals for Soil				Depth (m below ground level)								
		Urban Residential	Rural Residential	Industrial	Public Parks	0.5	1.5	3.0	4.5	6.0	7.5	9.0	10.5	12.0
		(mg/kg)	(mg/kg)	(mg/kg)	(mg/kg)	Grid 20 - BH113								
Metals														
Arsenic	As	22.1	**21.8**	196.0	**73.5**	NA	NS	NS	NS	NS	NS	NS	NS	NS
Barium	Ba	10,000	**10,000**	10,000	**10,000**									
Cadmium	Cd	73.8	**72.8**	653.0	**245.0**	NA	NS	NS	NS	NS	NS	NS	NS	NS
Cobalt	Co	1,480	**1,460**	10,000	**4,900**									
Chromium VI	Cr(VI)	221	**218**	1,960	**735**									
Copper	Cu	2,950	**2,910**	10,000	**9,790**	NA	NS	NS	NS	NS	NS	NS	NS	NS
Molybdenum	Mo	369	**364**	3,260	**1,220**									
Nickel	Ni	1,480	**1,460**	10,000	**4,900**									
Lead	Pb	258	**255**	2,290	**857**	NA	NS	NS	NS	NS	NS	NS	NS	NS
Tin	Sn	10,000	**10,000**	10,000	**10,000**									
Zinc	Zn	10,000	**10,000**	10,000	**10,000**	NA	NS	NS	NS	NS	NS	NS	NS	NS
Mercury	Hg	11.00	**6.52**	**38.40**	45.60	NA	NS	NS	NS	NS	NS	NS	NS	NS
SVOCs (PAH)														
Naphthalene		182.0	**85.6**	**453.0**	914.0	NA	NS	NS	NS	NS	NS	NS	NS	NS
Acenaphthylene		2,340	**1,510**	10,000	**10,000**	NA	NS	NS	NS	NS	NS	NS	NS	NS
Acenaphthene		3,510	**3,280**	10,000	**10,000**	NA	NS	NS	NS	NS	NS	NS	NS	NS
Fluorene		2,380	**2,250**	10,000	**7,450**	NA	NS	NS	NS	NS	NS	NS	NS	NS
Phenanthrene		10,000	**10,000**	10,000	**10,000**	NA	NS	NS	NS	NS	NS	NS	NS	NS
Anthracene		10,000	**10,000**	10,000	**10,000**	NA	NS	NS	NS	NS	NS	NS	NS	NS
Fluoranthene		2,400	**2,270**	10,000	**7,620**	NA	NS	NS	NS	NS	NS	NS	NS	NS
Pyrene		1,800	**1,710**	10,000	**5,720**	NA	NS	NS	NS	NS	NS	NS	NS	NS
Chrysene		**871**	919	**1,140**	1,540	NA	NS	NS	NS	NS	NS	NS	NS	NS
Benzo(a)anthracene		12.0	**11.4**	91.8	**38.3**	NA	NS	NS	NS	NS	NS	NS	NS	NS
Benzo(b)fluoranthene		**9.88**	10.1	**17.8**	20.4	NA	NS	NS	NS	NS	NS	NS	NS	NS
Benzo(k)fluoranthene		120	**114**	918	**383**	NA	NS	NS	NS	NS	NS	NS	NS	NS
Dibenzo(a,h)anthracene		1.20	**1.14**	9.18	**3.83**	NA	NS	NS	NS	NS	NS	NS	NS	NS
Indeno(1,2,3-cd)pyrene		12.0	**11.4**	91.8	**38.3**	NA	NS	NS	NS	NS	NS	NS	NS	NS
Benzo(g,h,i)perylene		1,800	**1,710**	10,000	**5,740**	NA	NS	NS	NS	NS	NS	NS	NS	NS
Benzo(a)pyrene		1.20	**1.14**	9.18	**3.83**	NA	NS	NS	NS	NS	NS	NS	NS	NS
Petroleum Carbon Ranges (PCR/TPH)														
C6 - C8		1,410	**545**	10,000	**10,000**	NA	NS	NS	NS	NS	NS	NS	NS	NS
C9 - C16		2,240	**1,330**	10,000	**10,000**	NA	NS	NS	NS	NS	NS	NS	NS	NS
C17 - C35		10,000	**10,000**	10,000	**10,000**	NA	NS	NS	NS	NS	NS	NS	NS	NS
VOCs														
Benzene		0.704	**0.279**	**9.210**	42.200	NS	NS	NS	NS	NS	NS	NS	NS	NS
Toluene		1,440	**705**	10,000	**10,000**	NS	NS	NS	NS	NS	NS	NS	NS	NS
Ethylbenzene		709	**298**	**8,240**	10,000	NS	NS	NS	NS	NS	NS	NS	NS	NS
Xylenes (Total)		95.0	**36.8**	**1,230.0**	10,000.0	NS	NS	NS	NS	NS	NS	NS	NS	NS
BTEX														
BTEX		-	-	-	-	NS	NS	NS	NS	NS	NS	NS	NS	NS

Chemical		Risk-based Remediation Goals for Soil				Depth (m below ground level)								
		Urban Residential	Rural Residential	Industrial	Public Parks	0.5	1.5	3.0	4.5	6.0	7.5	9.0	10.5	12.0
		(mg/kg)	(mg/kg)	(mg/kg)	(mg/kg)	Grid 20 - BH114								
Metals														
Arsenic	As	22.1	**21.8**	196.0	**73.5**	9.1	21	4.6	FA	FA	FA	FA	NS	NS
Barium	Ba	10,000	**10,000**	10,000	**10,000**									
Cadmium	Cd	73.8	**72.8**	653.0	**245.0**	FA	FA	FA	FA	FA	FA	FA	NS	NS
Cobalt	Co	1,480	**1,460**	10,000	**4,900**									
Chromium VI	Cr(VI)	221	**218**	1,960	**735**									
Copper	**Cu**	2,950	**2,910**	10,000	**9,790**	49	**4800**	25	FA	FA	FA	FA	NS	NS
Molybdenum	Mo	369	**364**	3,260	**1,220**									
Nickel	Ni	1,480	**1,460**	10,000	**4,900**									
Lead	**Pb**	258	**255**	2,290	**857**	55	**1800**	99	FA	FA	FA	FA	NS	NS
Tin	Sn	10,000	**10,000**	10,000	**10,000**									
Zinc	Zn	10,000	**10,000**	10,000	**10,000**	64	2800	69	FA	FA	FA	FA	NS	NS
Mercury	Hg	11.00	**6.52**	**38.40**	45.60	0.16	0.17	0.18	FA	FA	FA	FA	NS	NS
SVOCs (PAH)														
Naphthalene		182.0	**85.6**	**453.0**	914.0	DL	DL	DL	DL	DL	DL	DL	NS	NS
Acenaphthylene		2,340	**1,510**	10,000	**10,000**	DL	0.14	DL	DL	1.5	DL	DL	NS	NS
Acenaphthene		3,510	**3,280**	10,000	**10,000**	DL	DL	DL	DL	DL	DL	DL	NS	NS
Fluorene		2,380	**2,250**	10,000	**7,450**	DL	DL	DL	DL	0.12	DL	DL	NS	NS
Phenanthrene		10,000	**10,000**	10,000	**10,000**	DL	0.11	DL	DL	0.06	DL	DL	NS	NS
Anthracene		10,000	**10,000**	10,000	**10,000**	DL	0.11	DL	DL	0.44	DL	DL	NS	NS
Fluoranthene		2,400	**2,270**	10,000	**7,620**	DL	0.44	DL	DL	1.1	DL	DL	NS	NS
Pyrene		1,800	**1,710**	10,000	**5,720**	DL	0.42	DL	DL	1.8	DL	DL	NS	NS
Chrysene		**871**	919	**1,140**	1,540	DL	0.36	DL	DL	2.4	DL	DL	NS	NS
Benzo(a)anthracene		12.0	**11.4**	91.8	**38.3**	DL	0.32	DL	DL	2.1	DL	DL	NS	NS
Benzo(b)fluoranthene		**9.88**	10.1	**17.8**	20.4	DL	0.47	DL	DL	5.2	DL	DL	NS	NS
Benzo(k)fluoranthene		120	**114**	918	**383**	DL	0.31	DL	DL	4	DL	DL	NS	NS
Dibenzo(a,h)anthracene		1.20	**1.14**	9.18	**3.83**	DL	DL	DL	DL	**1.3**	DL	DL	NS	NS
Indeno(1,2,3-cd)pyrene		12.0	**11.4**	91.8	**38.3**	DL	0.41	DL	DL	3.7	DL	DL	NS	NS
Benzo(g,h,i)perylene		1,800	**1,710**	10,000	**5,740**	DL	0.47	DL	DL	3.6	DL	DL	NS	NS
Benzo(a)pyrene		1.20	**1.14**	9.18	**3.83**	DL	0.68	DL	DL	**6.1**	DL	DL	NS	NS
Petroleum Carbon Ranges (PCR/TPH)														
C6 - C8		1,410	**545**	10,000	**10,000**	<252	<252	<252	<252	<252	<252	<252	NS	NS
C9 - C16		2,240	**1,330**	10,000	**10,000**								NS	NS
C17 - C35		10,000	**10,000**	10,000	**10,000**								NS	NS
VOCs														
Benzene		0.704	**0.279**	**9.210**	42.200								NS	NS
Toluene		1,440	**705**	10,000	**10,000**								NS	NS
Ethylbenzene		709	**298**	**8,240**	10,000								NS	NS
Xylenes (Total)		95.0	**36.8**	**1,230.0**	10,000.0								NS	NS
BTEX														
BTEX		-	-	-	-								NS	NS

Kennedy Town Comprehensive Development Area
Previous Testing Results

Chemical		Risk-based Remediation Goals for Soil				Depth (m below ground level)								
		Urban Residential	Rural Residential	Industrial	Public Parks	0.5	1.5	3.0	4.5	6.0	7.5	9.0	10.5	12.0
		(mg/kg)	(mg/kg)	(mg/kg)	(mg/kg)	Grid 20 - BH115								
Metals														
Arsenic	As	22.1	**21.8**	196.0	**73.5**	13	8.3	4.5	8.1	FA	NA	FA	FA	FA
Barium	Ba	10,000	**10,000**	10,000	**10,000**									
Cadmium	Cd	73.8	**72.8**	653.0	**245.0**	FA	FA	FA	FA	FA	NA	FA	FA	FA
Cobalt	Co	1,480	**1,460**	10,000	**4,900**									
Chromium VI	Cr(VI)	221	**218**	1,960	**735**									
Copper	Cu	2,950	**2,910**	10,000	**9,790**	73	10	18	26	FA	NA	FA	FA	FA
Molybdenum	Mo	369	**364**	3,260	**1,220**									
Nickel	Ni	1,480	**1,460**	10,000	**4,900**									
Lead	Pb	258	**255**	2,290	**857**	240	69	87	220	FA	NA	FA	FA	FA
Tin	Sn	10,000	**10,000**	10,000	**10,000**									
Zinc	Zn	10,000	**10,000**	10,000	**10,000**	270	37	41	230	FA	NA	FA	FA	FA
Mercury	Hg	11.00	**6.52**	**38.40**	45.60	0.26	0.19	0.12	0.49	FA	NA	FA	FA	FA
SVOCs (PAH)														
Naphthalene		182.0	**85.6**	**453.0**	914.0	DL	DL	DL	DL	DL	NA	DL	DL	DL
Acenaphthylene		2,340	**1,510**	10,000	**10,000**	0.061	DL	DL	DL	DL	NA	DL	0.12	DL
Acenaphthene		3,510	**3,280**	10,000	**10,000**	DL	DL	DL	DL	DL	NA	DL	DL	DL
Fluorene		2,380	**2,250**	10,000	**7,450**	DL	DL	DL	DL	DL	NA	DL	DL	DL
Phenanthrene		10,000	**10,000**	10,000	**10,000**	DL	DL	DL	DL	DL	NA	DL	DL	DL
Anthracene		10,000	**10,000**	10,000	**10,000**	DL	DL	DL	DL	DL	NA	DL	0.18	DL
Fluoranthene		2,400	**2,270**	10,000	**7,620**	DL	DL	DL	DL	DL	NA	DL	0.75	DL
Pyrene		1,800	**1,710**	10,000	**5,720**	DL	DL	DL	DL	DL	NA	DL	0.71	DL
Chrysene		**871**	919	**1,140**	1,540	DL	DL	DL	DL	DL	NA	DL	0.58	DL
Benzo(a)anthracene		12.0	**11.4**	91.8	**38.3**	DL	DL	DL	DL	DL	NA	DL	0.7	DL
Benzo(b)fluoranthene		**9.88**	10.1	**17.8**	20.4	DL	DL	DL	DL	DL	NA	DL	0.64	DL
Benzo(k)fluoranthene		120	**114**	918	**383**	DL	DL	DL	DL	DL	NA	DL	0.39	DL
Dibenzo(a,h)anthracene		1.20	**1.14**	9.18	**3.83**	DL	DL	DL	DL	DL	NA	DL	0.21	DL
Indeno(1,2,3-cd)pyrene		12.0	**11.4**	91.8	**38.3**	DL	DL	DL	DL	DL	NA	DL	0.56	DL
Benzo(g,h,i)perylene		1,800	**1,710**	10,000	**5,740**	DL	DL	DL	DL	DL	NA	DL	0.58	DL
Benzo(a)pyrene		1.20	**1.14**	9.18	**3.83**	0.18	DL	DL	DL	DL	NA	DL	**1.2**	DL
Petroleum Carbon Ranges (PCR/TPH)														
C6 - C8		1,410	**545**	10,000	**10,000**	<252	<252	<252	<252		<252	<252	<252	<252
C9 - C16		2,240	**1,330**	10,000	**10,000**									
C17 - C35		10,000	**10,000**	10,000	**10,000**									
VOCs														
Benzene		0.704	**0.279**	**9.210**	42.200									
Toluene		1,440	**705**	10,000	**10,000**									
Ethylbenzene		709	**298**	**8,240**	10,000									
Xylenes (Total)		95.0	**36.8**	**1,230.0**	10,000.0									
BTEX														
BTEX		-	-	-	-									

Chemical		Risk-based Remediation Goals for Soil				Depth (m below ground level)								
		Urban Residential	Rural Residential	Industrial	Public Parks	0.5	1.5	3.0	4.5	6.0	7.5	9.0	10.5	12.0
		(mg/kg)	(mg/kg)	(mg/kg)	(mg/kg)	Grid 21 - BH178								
Metals														
Arsenic	As	22.1	**21.8**	196.0	73.5	14	4	6	10	NS	3.7	5.1	4	NS
Barium	Ba	10,000	**10,000**	10,000	10,000	530	63	200	84	NS	110	110	36	NS
Cadmium	Cd	73.8	**72.8**	653.0	245.0	0.6	0.5	0.2	0.1	NS	0.3	0.4	0.2	NS
Cobalt	Co	1,480	**1,460**	10,000	4,900	6	3.6	5.7	1.2	NS	2.5	3.6	2.9	NS
Chromium VI	Cr(VI)	221	**218**	1,960	735	7.1	6.1	7	3.3	NS	6.9	13	3.3	NS
Copper	Cu	2,950	**2,910**	10,000	9,790	64	13	23	15	NS	23	48	6.4	NS
Molybdenum	Mo	369	**364**	3,260	1,220	1.8	4.2	DL	1.9	NS	2	6.8	0.7	NS
Nickel	Ni	1,480	**1,460**	10,000	4,900	6.9	23	7	3.7	NS	5	8.1	2.3	NS
Lead	**Pb**	258	**255**	2,290	857	**850**	56	120	110	NS	**1200**	**290**	83	NS
Tin	Sn	10,000	**10,000**	10,000	10,000	10	2.8	4.9	5.8	NS	61	44	6.7	NS
Zinc	Zn	10,000	**10,000**	10,000	10,000	430	73	210	59	NS	100	340	43	NS
Mercury	Hg	11.00	**6.52**	38.40	45.60	0.25	0.19	0.3	0.26	NS	1.8	5.15	4.3	NS
SVOCs (PAH)														
Naphthalene		182.0	**85.6**	453.0	914.0	DL	DL	DL	DL	NS	DL	DL	DL	NS
Acenaphthylene		2,340	**1,510**	10,000	10,000	DL	DL	DL	0.075	NS	0.093	DL	DL	NS
Acenaphthene		3,510	**3,280**	10,000	10,000	DL	DL	DL	DL	NS	DL	DL	DL	NS
Fluorene		2,380	**2,250**	10,000	7,450	DL	DL	DL	DL	NS	DL	DL	DL	NS
Phenanthrene		10,000	**10,000**	10,000	10,000	0.11	DL	DL	DL	NS	DL	DL	DL	NS
Anthracene		10,000	**10,000**	10,000	10,000	DL	DL	DL	DL	NS	DL	DL	DL	NS
Fluoranthene		2,400	**2,270**	10,000	7,620	0.37	DL	DL	DL	NS	DL	DL	DL	NS
Pyrene		1,800	**1,710**	10,000	5,720	0.35	DL	DL	0.18	NS	DL	DL	DL	NS
Chrysene		**871**	919	1,140	1,540	0.22	DL	DL	DL	NS	DL	DL	DL	NS
Benzo(a)anthracene		12.0	**11.4**	91.8	38.3	DL	DL	DL	DL	NS	DL	DL	DL	NS
Benzo(b)fluoranthene		**9.88**	10.1	17.8	20.4	0.31	DL	DL	0.32	NS	0.25	DL	DL	NS
Benzo(k)fluoranthene		120	**114**	918	383	0.19	DL	DL	0.4	NS	0.24	DL	DL	NS
Dibenzo(a,h)anthracene		1.20	**1.14**	9.18	3.83	DL	DL	DL	DL	NS	DL	DL	DL	NS
Indeno(1,2,3-cd)pyrene		12.0	**11.4**	91.8	38.3	DL	DL	DL	DL	NS	DL	DL	DL	NS
Benzo(g,h,i)perylene		1,800	**1,710**	10,000	5,740	0.27	DL	DL	0.4	NS	0.23	DL	DL	NS
Benzo(a)pyrene		1.20	**1.14**	9.18	3.83	0.21	DL	DL	0.3	NS	DL	DL	DL	NS
Petroleum Carbon Ranges (PCR/TPH)														
C6 - C8		1,410	**545**	10,000	10,000	<252	<252	<252	<252	NS	<283	**<680**	<252	NS
C9 - C16		2,240	**1,330**	10,000	10,000					NS				NS
C17 - C35		10,000	**10,000**	10,000	10,000					NS				NS
VOCs														
Benzene		0.704	**0.279**	9.210	42.200	DL	DL	DL	DL	NS	DL	DL	DL	NS
Toluene		1,440	**705**	10,000	10,000	DL	DL	DL	DL	NS	DL	DL	DL	NS
Ethylbenzene		709	**298**	8,240	10,000	DL	DL	DL	DL	NS	DL	DL	DL	NS
Xylenes (Total)		95.0	**36.8**	1,230.0	10,000.0	DL	DL	DL	DL	NS	DL	DL	DL	NS
BTEX														
BTEX		-	-	-	-	DL	DL	DL	DL	NS	DL	DL	DL	NS

Kennedy Town Comprehensive Development Area
Previous Testing Results

Chemical		Risk-based Remediation Goals for Soil				Depth (m below ground level)								
		Urban Residential	Rural Residential	Industrial	Public Parks	0.5	1.5	3.0	4.5	6.0	7.5	9.0	10.5	12.0
		(mg/kg)	(mg/kg)	(mg/kg)	(mg/kg)	Grid 22 - BH151								
Metals														
Arsenic	**As**	22.1	**21.8**	196.0	73.5	**600**	8.6	NS	FA	FA	FA	FA	FA	FA
Barium	Ba	10,000	**10,000**	10,000	10,000			NS						
Cadmium	Cd	73.8	**72.8**	653.0	245.0			NS						
Cobalt	Co	1,480	**1,460**	10,000	4,900			NS						
Chromium VI	Cr(VI)	221	**218**	1,960	735			NS						
Copper	Cu	2,950	**2,910**	10,000	9,790	78	25	NS	FA	FA	FA	FA	FA	FA
Molybdenum	Mo	369	**364**	3,260	1,220			NS						
Nickel	Ni	1,480	**1,460**	10,000	4,900			NS						
Lead	**Pb**	258	**255**	2,290	857	**920**	110	NS	FA	FA	FA	FA	FA	FA
Tin	Sn	10,000	**10,000**	10,000	10,000			NS						
Zinc	Zn	10,000	**10,000**	10,000	10,000	240	98	NS	FA	FA	FA	FA	FA	FA
Mercury	Hg	11.00	**6.52**	38.40	45.60	0.8	0.14	NS	FA	FA	FA	FA	FA	FA
SVOCs (PAH)														
Naphthalene		182.0	**85.6**	453.0	914.0	DL	DL	NS	0.93	DL	DL	DL	DL	DL
Acenaphthylene		2,340	**1,510**	10,000	10,000	0.11	0.087	NS	54	0.38	0.089	0.18	0.068	DL
Acenaphthene		3,510	**3,280**	10,000	10,000	DL	DL	NS	8.2	0.06	DL	DL	DL	DL
Fluorene		2,380	**2,250**	10,000	7,450	DL	DL	NS	8.3	0.07	DL	DL	DL	DL
Phenanthrene		10,000	**10,000**	10,000	10,000	DL	0.081	NS	9.1	0.077	DL	0.059	DL	DL
Anthracene		10,000	**10,000**	10,000	10,000	0.077	DL	NS	20	0.11	DL	0.067	DL	DL
Fluoranthene		2,400	**2,270**	10,000	7,620	0.22	0.23	NS	180	0.38	DL	0.29	DL	DL
Pyrene		1,800	**1,710**	10,000	5,720	0.25	0.23	NS	140	0.51	DL	0.48	0.2	DL
Chrysene		**871**	919	1,140	1,540	0.29	0.22	NS	61	0.34	DL	0.2	DL	DL
Benzo(a)anthracene		12.0	**11.4**	91.8	38.3	0.28	DL	NS	**63**	0.39	DL	0.22	DL	DL
Benzo(b)fluoranthene		**9.88**	10.1	17.8	20.4	0.37	0.25	NS	**38**	0.46	DL	0.34	DL	DL
Benzo(k)fluoranthene		120	**114**	918	383	0.27	DL	NS	31	0.32	DL	0.22	DL	DL
Dibenzo(a,h)anthracene		1.20	**1.14**	9.18	3.83	DL	DL	NS	**9.6**	DL	DL	DL	DL	DL
Indeno(1,2,3-cd)pyrene		12.0	**11.4**	91.8	38.3	0.33	0.23	NS	**32**	0.58	DL	0.46	0.19	DL
Benzo(g,h,i)perylene		1,800	**1,710**	10,000	5,740	0.36	0.27	NS	32	0.43	DL	0.4	0.21	DL
Benzo(a)pyrene		1.20	**1.14**	9.18	3.83	0.54	0.34	NS	**78**	0.61	DL	0.54	0.18	DL
Petroleum Carbon Ranges (PCR/TPH)														
C6 - C8		1,410	**545**	10,000	10,000			NS						
C9 - C16		2,240	**1,330**	10,000	10,000			NS						
C17 - C35		10,000	**10,000**	10,000	10,000			NS						
VOCs														
Benzene		0.704	**0.279**	9.210	42.200			NS						
Toluene		1,440	**705**	10,000	10,000			NS						
Ethylbenzene		709	**298**	8,240	10,000			NS						
Xylenes (Total)		95.0	**36.8**	1,230.0	10,000.0			NS						
BTEX														
BTEX		-	-	-	-			NS						

Chemical		Risk-based Remediation Goals for Soil				Depth (m below ground level)								
		Urban Residential	Rural Residential	Industrial	Public Parks	13.5								
		(mg/kg)	(mg/kg)	(mg/kg)	(mg/kg)	Grid 22 - BH151								
Metals														
Arsenic	As	22.1	**21.8**	196.0	73.5									
Barium	Ba	10,000	**10,000**	10,000	10,000									
Cadmium	Cd	73.8	**72.8**	653.0	245.0									
Cobalt	Co	1,480	**1,460**	10,000	4,900									
Chromium VI	Cr(VI)	221	**218**	1,960	735									
Copper	Cu	2,950	**2,910**	10,000	9,790									
Molybdenum	Mo	369	**364**	3,260	1,220									
Nickel	Ni	1,480	**1,460**	10,000	4,900									
Lead	Pb	258	**255**	2,290	857									
Tin	Sn	10,000	**10,000**	10,000	10,000									
Zinc	Zn	10,000	**10,000**	10,000	10,000									
Mercury	Hg	11.00	**6.52**	38.40	45.60									
SVOCs (PAH)														
Naphthalene		182.0	**85.6**	453.0	914.0	DL								
Acenaphthylene		2,340	**1,510**	10,000	10,000	DL								
Acenaphthene		3,510	**3,280**	10,000	10,000	DL								
Fluorene		2,380	**2,250**	10,000	7,450	DL								
Phenanthrene		10,000	**10,000**	10,000	10,000	DL								
Anthracene		10,000	**10,000**	10,000	10,000	DL								
Fluoranthene		2,400	**2,270**	10,000	7,620	DL								
Pyrene		1,800	**1,710**	10,000	5,720	DL								
Chrysene		**871**	919	1,140	1,540	DL								
Benzo(a)anthracene		12.0	**11.4**	91.8	38.3	DL								
Benzo(b)fluoranthene		**9.88**	10.1	17.8	20.4	DL								
Benzo(k)fluoranthene		120	**114**	918	383	DL								
Dibenzo(a,h)anthracene		1.20	**1.14**	9.18	3.83	DL								
Indeno(1,2,3-cd)pyrene		12.0	**11.4**	91.8	38.3	DL								
Benzo(g,h,i)perylene		1,800	**1,710**	10,000	5,740	DL								
Benzo(a)pyrene		1.20	**1.14**	9.18	3.83	DL								
Petroleum Carbon Ranges (PCR/TPH)														
C6 - C8		1,410	**545**	10,000	10,000									
C9 - C16		2,240	**1,330**	10,000	10,000									
C17 - C35		10,000	**10,000**	10,000	10,000									
VOCs														
Benzene		0.704	**0.279**	9.210	42.200									
Toluene		1,440	**705**	10,000	10,000									
Ethylbenzene		709	**298**	8,240	10,000									
Xylenes (Total)		95.0	**36.8**	1,230.0	10,000.0									
BTEX														
BTEX		-	-	-	-									

Chemical		Risk-based Remediation Goals for Soil				Depth (m below ground level)								
		Urban Residential	Rural Residential	Industrial	Public Parks	0.5	1.5	3.0	4.5	6.0	7.5	9.0	10.5	12.0
		(mg/kg)	(mg/kg)	(mg/kg)	(mg/kg)	Grid 22 - BH161								
Metals														
Arsenic	**As**	22.1	**21.8**	196.0	73.5	2	8.5	3.6	**26**	8.4	7.3	1.8	2.8	NS
Barium	Ba	10,000	**10,000**	10,000	10,000	45	140	51	33	120	150	80	25	NS
Cadmium	Cd	73.8	**72.8**	653.0	245.0	0.1	0.2	0.09	0.1	0.4	0.4	1	0.2	NS
Cobalt	Co	1,480	**1,460**	10,000	4,900	0.9	3.3	1.2	11	4.8	6.7	6.9	2.3	NS
Chromium VI	Cr(VI)	221	**218**	1,960	735	1.1	6.2	3.5	11	1.1	4.5	0.8	6.1	NS
Copper	Cu	2,950	**2,910**	10,000	9,790	7.9	19	8.9	21	4.2	110	1.1	2.9	NS
Molybdenum	Mo	369	**364**	3,260	1,220	DL	1.1	1.1	3.4	1.5	1.9	DL	DL	NS
Nickel	Ni	1,480	**1,460**	10,000	4,900	2.2	4.1	1.9	23	2.8	4.4	0.6	4.9	NS
Lead	**Pb**	258	**255**	2,290	857	37	**260**	65	57	89	**550**	20	14	NS
Tin	Sn	10,000	**10,000**	10,000	10,000	2.2	6.3	4.6	3.3	2	33	2.8	1.6	NS
Zinc	Zn	10,000	**10,000**	10,000	10,000	33	160	86	70	410	490	32	20	NS
Mercury	**Hg**	11.00	**6.52**	38.40	45.60	**38.4**	4.71	0.6	IS	0.46	4.74	0.79	DL	NS
SVOCs (PAH)														
Naphthalene		182.0	**85.6**	453.0	914.0	DL	DL	DL	DL	0.078	DL	DL	DL	NS
Acenaphthylene		2,340	**1,510**	10,000	10,000	0.4	0.11	DL	DL	1.3	0.33	DL	DL	NS
Acenaphthene		3,510	**3,280**	10,000	10,000	DL	DL	DL	DL	DL	DL	DL	DL	NS
Fluorene		2,380	**2,250**	10,000	7,450	DL	DL	DL	DL	DL	DL	DL	DL	NS
Phenanthrene		10,000	**10,000**	10,000	10,000	2.2	0.069	DL	DL	0.22	0.23	DL	DL	NS
Anthracene		10,000	**10,000**	10,000	10,000	0.35	0.069	DL	DL	0.52	0.18	DL	DL	NS
Fluoranthene		2,400	**2,270**	10,000	7,620	DL	DL	DL	DL	3.8	1.4	DL	DL	NS
Pyrene		1,800	**1,710**	10,000	5,720	4.6	0.48	DL	DL	3	1.5	DL	DL	NS
Chrysene		**871**	919	1,140	1,540	3	0.31	DL	DL	0.85	0.67	DL	DL	NS
Benzo(a)anthracene		12.0	**11.4**	91.8	38.3	3.2	0.33	DL	DL	0.93	0.86	DL	DL	NS
Benzo(b)fluoranthene		**9.88**	10.1	17.8	20.4	3.6	0.47	DL	DL	**11**	1.9	DL	DL	NS
Benzo(k)fluoranthene		120	**114**	918	383	4.3	0.42	DL	DL	2.9	1.4	DL	DL	NS
Dibenzo(a,h)anthracene		1.20	**1.14**	9.18	3.83	**1.3**	DL	DL	DL	1.1	DL	DL	DL	NS
Indeno(1,2,3-cd)pyrene		12.0	**11.4**	91.8	38.3	2.7	0.19	DL	DL	1.5	0.46	DL	DL	NS
Benzo(g,h,i)perylene		1,800	**1,710**	10,000	5,740	5.1	0.38	DL	DL	2.8	1	DL	DL	NS
Benzo(a)pyrene		1.20	**1.14**	9.18	3.83	**6.4**	0.38	DL	DL	**6.2**	1.1	DL	DL	NS
Petroleum Carbon Ranges (PCR/TPH)														
C6 - C8		1,410	**545**	10,000	10,000	<252	<252	<252	IS	**<578**	<317	<252	<252	NS
C9 - C16		2,240	**1,330**	10,000	10,000				IS					NS
C17 - C35		10,000	**10,000**	10,000	10,000				IS					NS
VOCs														
Benzene		0.704	**0.279**	9.210	42.200	DL	DL	DL	IS	DL	DL	DL	DL	NS
Toluene		1,440	**705**	10,000	10,000	DL	DL	DL	IS	DL	DL	DL	DL	NS
Ethylbenzene		709	**298**	8,240	10,000	DL	DL	DL	IS	DL	DL	DL	DL	NS
Xylenes (Total)		95.0	**36.8**	1,230.0	10,000.0	DL	DL	DL	IS	DL	DL	DL	DL	NS
BTEX														
BTEX		-	-	-	-	DL	DL	DL	IS	DL	DL	DL	DL	NS

Chemical		Risk-based Remediation Goals for Soil				Depth (m below ground level)								
		Urban Residential	Rural Residential	Industrial	Public Parks	0.5	1.5	3.0	4.5	6.0	7.5	9.0	10.5	12.0
		(mg/kg)	(mg/kg)	(mg/kg)	(mg/kg)	Grid 23 - BH165								
Metals														
Arsenic	As	22.1	**21.8**	196.0	73.5	2.1	10	5.5	6.8	NS	1.7	7.5	3.1	1.4
Barium	Ba	10,000	**10,000**	10,000	10,000	36	34	180	190	NS	96	97	19	14
Cadmium	Cd	73.8	**72.8**	653.0	245.0	0.2	0.2	0.1	0.1	NS	0.2	0.3	0.09	0.08
Cobalt	Co	1,480	**1,460**	10,000	4,900	1.5	1.8	2.3	3.7	NS	7.5	6.8	5.4	2.7
Chromium VI	Cr(VI)	221	**218**	1,960	735	5.7	2.1	5.7	11	NS	20	10	18	10
Copper	Cu	2,950	**2,910**	10,000	9,790	5.1	57	15	24	NS	15	95	5.4	2.1
Molybdenum	Mo	369	**364**	3,260	1,220	0.9	0.8	1.9	46	NS	0.7	4.3	2.3	DL
Nickel	Ni	1,480	**1,460**	10,000	4,900	1.6	2.8	8.3	9.4	NS	8.7	6.8	12	4.8
Lead	**Pb**	258	**255**	2,290	857	72	110	70	**260**	NS	27	**330**	15	9.7
Tin	Sn	10,000	**10,000**	10,000	10,000	3.1	31	280	160	NS	8.6	78	1.3	0.7
Zinc	Zn	10,000	**10,000**	10,000	10,000	110	140	63	170	NS	97	190	28	19
Mercury	**Hg**	11.00	**6.52**	38.40	45.60	0.44	2.6	0.17	NA	NS	2.42	**35.4**	0.05	DL
SVOCs (PAH)														
Naphthalene		182.0	**85.6**	453.0	914.0	DL	DL	0.096	DL	NS	DL	DL	DL	DL
Acenaphthylene		2,340	**1,510**	10,000	10,000	DL	0.11	0.9	0.14	NS	DL	DL	DL	DL
Acenaphthene		3,510	**3,280**	10,000	10,000	DL	DL	DL	DL	NS	DL	DL	DL	DL
Fluorene		2,380	**2,250**	10,000	7,450	DL	DL	0.15	DL	NS	0.59	DL	DL	DL
Phenanthrene		10,000	**10,000**	10,000	10,000	DL	0.058	0.29	0.079	NS	0.11	1	DL	DL
Anthracene		10,000	**10,000**	10,000	10,000	DL	0.057	0.58	0.084	NS	DL	0.25	DL	DL
Fluoranthene		2,400	**2,270**	10,000	7,620	DL	0.18	0.74	0.27	NS	0.83	2.5	DL	DL
Pyrene		1,800	**1,710**	10,000	5,720	DL	0.21	0.87	0.33	NS	1.2	2.8	DL	DL
Chrysene		**871**	919	1,140	1,540	DL	DL	0.92	0.4	NS	DL	1.5	DL	DL
Benzo(a)anthracene		12.0	**11.4**	91.8	38.3	DL	DL	1.1	0.29	NS	DL	1.8	DL	DL
Benzo(b)fluoranthene		**9.88**	10.1	17.8	20.4	DL	DL	0.62	0.35	NS	DL	2.3	DL	DL
Benzo(k)fluoranthene		120	**114**	918	383	DL	DL	1	0.44	NS	DL	1.6	DL	DL
Dibenzo(a,h)anthracene		1.20	**1.14**	9.18	3.83	DL	DL	DL	DL	NS	DL	0.23	DL	DL
Indeno(1,2,3-cd)pyrene		12.0	**11.4**	91.8	38.3	DL	DL	0.25	0.22	NS	DL	0.85	DL	DL
Benzo(g,h,i)perylene		1,800	**1,710**	10,000	5,740	DL	0.25	0.31	0.41	NS	DL	1.5	DL	DL
Benzo(a)pyrene		1.20	**1.14**	9.18	3.83	DL	0.2	0.7	0.53	NS	DL	**2.1**	DL	DL
Petroleum Carbon Ranges (PCR/TPH)														
C6 - C8		1,410	**545**	10,000	10,000	<252	<252	<252	NA	NS	<287	<278	<252	<252
C9 - C16		2,240	**1,330**	10,000	10,000				NA	NS				
C17 - C35		10,000	**10,000**	10,000	10,000				NA	NS				
VOCs														
Benzene		0.704	**0.279**	9.210	42.200	DL	DL	DL	NA	NS	DL	DL	DL	DL
Toluene		1,440	**705**	10,000	10,000	DL	DL	DL	NA	NS	DL	DL	DL	DL
Ethylbenzene		709	**298**	8,240	10,000	DL	DL	DL	NA	NS	DL	DL	DL	DL
Xylenes (Total)		95.0	**36.8**	1,230.0	10,000.0	DL	DL	DL	NA	NS	DL	DL	DL	DL
BTEX														
BTEX		-	-	-	-	DL	DL	DL	NA	NS	DL	DL	DL	DL

Kennedy Town Comprehensive Development Area
Previous Testing Results

Chemical		Risk-based Remediation Goals for Soil				Depth (m below ground level)								
		Urban Residential	Rural Residential	Industrial	Public Parks	13.5	15.0	16.5						
		(mg/kg)	(mg/kg)	(mg/kg)	(mg/kg)	Grid 23 - BH165								
Metals														
Arsenic	As	22.1	**21.8**	196.0	73.5	1.8	NS	0.9						
Barium	Ba	10,000	**10,000**	10,000	10,000	17	NS	14						
Cadmium	Cd	73.8	**72.8**	653.0	245.0	0.1	NS	DL						
Cobalt	Co	1,480	**1,460**	10,000	4,900	2.7	NS	1.1						
Chromium VI	Cr(VI)	221	**218**	1,960	735	7.2	NS	DL						
Copper	Cu	2,950	**2,910**	10,000	9,790	2.1	NS	0.5						
Molybdenum	Mo	369	**364**	3,260	1,220	DL	NS	DL						
Nickel	Ni	1,480	**1,460**	10,000	4,900	5.7	NS	DL						
Lead	Pb	258	**255**	2,290	857	9	NS	1.2						
Tin	Sn	10,000	**10,000**	10,000	10,000	0.7	NS	0.5						
Zinc	Zn	10,000	**10,000**	10,000	10,000	13	NS	7.8						
Mercury	Hg	11.00	**6.52**	38.40	45.60	0.02	NS	DL						
SVOCs (PAH)														
Naphthalene		182.0	**85.6**	453.0	914.0	DL	NS	DL						
Acenaphthylene		2,340	**1,510**	10,000	10,000	DL	NS	DL						
Acenaphthene		3,510	**3,280**	10,000	10,000	DL	NS	DL						
Fluorene		2,380	**2,250**	10,000	7,450	DL	NS	DL						
Phenanthrene		10,000	**10,000**	10,000	10,000	DL	NS	DL						
Anthracene		10,000	**10,000**	10,000	10,000	DL	NS	DL						
Fluoranthene		2,400	**2,270**	10,000	7,620	DL	NS	DL						
Pyrene		1,800	**1,710**	10,000	5,720	DL	NS	DL						
Chrysene		**871**	919	1,140	1,540	DL	NS	DL						
Benzo(a)anthracene		12.0	**11.4**	91.8	38.3	DL	NS	DL						
Benzo(b)fluoranthene		**9.88**	10.1	17.8	20.4	DL	NS	DL						
Benzo(k)fluoranthene		120	**114**	918	383	DL	NS	DL						
Dibenzo(a,h)anthracene		1.20	**1.14**	9.18	3.83	DL	NS	DL						
Indeno(1,2,3-cd)pyrene		12.0	**11.4**	91.8	38.3	DL	NS	DL						
Benzo(g,h,i)perylene		1,800	**1,710**	10,000	5,740	DL	NS	DL						
Benzo(a)pyrene		1.20	**1.14**	9.18	3.83	DL	NS	DL						
Petroleum Carbon Ranges (PCR/TPH)														
C6 - C8		1,410	**545**	10,000	10,000	<252	NS	<252						
C9 - C16		2,240	**1,330**	10,000	10,000									
C17 - C35		10,000	**10,000**	10,000	10,000									
VOCs														
Benzene		0.704	**0.279**	9.210	42.200	DL	NS	DL						
Toluene		1,440	**705**	10,000	10,000	DL	NS	DL						
Ethylbenzene		709	**298**	8,240	10,000	DL	NS	DL						
Xylenes (Total)		95.0	**36.8**	1,230.0	10,000.0	DL	NS	DL						
BTEX														
BTEX		-	-	-	-	DL	NS	DL						

Chemical		Risk-based Remediation Goals for Soil				Depth (m below ground level)								
		Urban Residential	Rural Residential	Industrial	Public Parks	0.5	1.5	3.0	4.5	6.0	7.5	9.0	10.5	12.0
		(mg/kg)	(mg/kg)	(mg/kg)	(mg/kg)	Grid 24 - BH167								
Metals														
Arsenic	**As**	22.1	**21.8**	196.0	73.5	1.5	**23**	NS	3.1	3.7	**50**	NA	3.2	NA
Barium	Ba	10,000	**10,000**	10,000	10,000	27	320	NS	110	110	190	NA	16	NA
Cadmium	Cd	73.8	**72.8**	653.0	245.0	0.1	0.1	NS	0.3	0.2	1.6	NA	0.1	NA
Cobalt	Co	1,480	**1,460**	10,000	4,900	0.8	3.3	NS	2.6	6.1	7.2	NA	2.7	NA
Chromium VI	Cr(VI)	221	**218**	1,960	735	2	7	NS	4.7	1.9	22	NA	8.4	NA
Copper	Cu	2,950	**2,910**	10,000	9,790	1.7	35	NS	27	12	400	NA	2.7	NA
Molybdenum	Mo	369	**364**	3,260	1,220	DL	1.4	NS	0.8	0.9	9.8	NA	1.3	NA
Nickel	Ni	1,480	**1,460**	10,000	4,900	1	8	NS	4.1	2.5	15	NA	6.7	NA
Lead	**Pb**	258	**255**	2,290	857	29	**690**	NS	48	87	**2000**	NA	10	NA
Tin	Sn	10,000	**10,000**	10,000	10,000	1.4	86	NS	19	26	720	NA	DL	NA
Zinc	Zn	10,000	**10,000**	10,000	10,000	20	510	NS	100	96	1400	NA	12	NA
Mercury	**Hg**	11.00	**6.52**	38.40	45.60	0.05	1.47	NS	1.12	NA	**300**	NA	IS	NA
SVOCs (PAH)														
Naphthalene		182.0	**85.6**	453.0	914.0	DL	DL	NS	DL	DL	DL	NA	DL	NA
Acenaphthylene		2,340	**1,510**	10,000	10,000	DL	0.45	NS	0.057	DL	0.16	NA	DL	NA
Acenaphthene		3,510	**3,280**	10,000	10,000	DL	DL	NS	DL	DL	DL	NA	DL	NA
Fluorene		2,380	**2,250**	10,000	7,450	DL	DL	NS	DL	DL	0.09	NA	DL	NA
Phenanthrene		10,000	**10,000**	10,000	10,000	DL	0.47	NS	0.065	DL	1.1	NA	DL	NA
Anthracene		10,000	**10,000**	10,000	10,000	DL	0.33	NS	0.061	DL	0.29	NA	DL	NA
Fluoranthene		2,400	**2,270**	10,000	7,620	DL	1.3	NS	DL	DL	3.6	NA	DL	NA
Pyrene		1,800	**1,710**	10,000	5,720	DL	1.4	NS	0.54	DL	3.9	NA	DL	NA
Chrysene		**871**	919	1,140	1,540	DL	0.86	NS	0.29	DL	2	NA	DL	NA
Benzo(a)anthracene		12.0	**11.4**	91.8	38.3	DL	0.96	NS	DL	DL	2.5	NA	DL	NA
Benzo(b)fluoranthene		**9.88**	10.1	17.8	20.4	DL	1.2	NS	0.26	DL	2.1	NA	DL	NA
Benzo(k)fluoranthene		120	**114**	918	383	DL	1	NS	0.31	DL	3.6	NA	DL	NA
Dibenzo(a,h)anthracene		1.20	**1.14**	9.18	3.83	DL	0.2	NS	DL	DL	0.77	NA	DL	NA
Indeno(1,2,3-cd)pyrene		12.0	**11.4**	91.8	38.3	DL	0.46	NS	DL	DL	1.1	NA	DL	NA
Benzo(g,h,i)perylene		1,800	**1,710**	10,000	5,740	DL	0.96	NS	0.17	DL	2.7	NA	DL	NA
Benzo(a)pyrene		1.20	**1.14**	9.18	3.83	DL	1.1	NS	0.29	DL	**3.3**	NA	DL	NA
Petroleum Carbon Ranges (PCR/TPH)														
C6 - C8		1,410	**545**	10,000	10,000	<252	<252	NS	<252	IS	**<1023**	NA	IS	NA
C9 - C16		2,240	**1,330**	10,000	10,000			NS		IS		NA	IS	NA
C17 - C35		10,000	**10,000**	10,000	10,000			NS		IS		NA	IS	NA
VOCs														
Benzene		0.704	**0.279**	9.210	42.200	DL	DL	NS	DL	IS	DL	NA	IS	NA
Toluene		1,440	**705**	10,000	10,000	DL	DL	NS	DL	IS	DL	NA	IS	NA
Ethylbenzene		709	**298**	8,240	10,000	DL	DL	NS	DL	IS	DL	NA	IS	NA
Xylenes (Total)		95.0	**36.8**	1,230.0	10,000.0	DL	DL	NS	DL	IS	DL	NA	IS	NA
BTEX														
BTEX		-	-	-	-	DL	DL	NS	DL	IS	DL	NA	IS	NA

Kennedy Town Comprehensive Development Area
Previous Testing Results

Chemical		Risk-based Remediation Goals for Soil				Depth (m below ground level)								
		Urban Residential	Rural Residential	Industrial	Public Parks	13.5	15.0	16.5						
		(mg/kg)	(mg/kg)	(mg/kg)	(mg/kg)	Grid 24 - BH167								
Metals														
Arsenic	As	22.1	**21.8**	196.0	73.5	NS	1.8	3.8						
Barium	Ba	10,000	**10,000**	10,000	10,000	NS	85	62						
Cadmium	Cd	73.8	**72.8**	653.0	245.0	NS	0.04	0.02						
Cobalt	Co	1,480	**1,460**	10,000	4,900	NS	5	6.4						
Chromium VI	Cr(VI)	221	**218**	1,960	735	NS	1.2	1.6						
Copper	Cu	2,950	**2,910**	10,000	9,790	NS	1.2	1.3						
Molybdenum	Mo	369	**364**	3,260	1,220	NS	0.6	1						
Nickel	Ni	1,480	**1,460**	10,000	4,900	NS	1.6	1.1						
Lead	Pb	258	**255**	2,290	857	NS	5	2.3						
Tin	Sn	10,000	**10,000**	10,000	10,000	NS	1.5	2.3						
Zinc	Zn	10,000	**10,000**	10,000	10,000	NS	54	69						
Mercury	Hg	11.00	**6.52**	38.40	45.60	NS	DL	0.02						
SVOCs (PAH)														
Naphthalene		182.0	**85.6**	453.0	914.0	NS	DL	DL						
Acenaphthylene		2,340	**1,510**	10,000	10,000	NS	DL	DL						
Acenaphthene		3,510	**3,280**	10,000	10,000	NS	DL	DL						
Fluorene		2,380	**2,250**	10,000	7,450	NS	DL	DL						
Phenanthrene		10,000	**10,000**	10,000	10,000	NS	0.057	DL						
Anthracene		10,000	**10,000**	10,000	10,000	NS	DL	DL						
Fluoranthene		2,400	**2,270**	10,000	7,620	NS	0.37	DL						
Pyrene		1,800	**1,710**	10,000	5,720	NS	0.46	DL						
Chrysene		**871**	919	1,140	1,540	NS	0.32	DL						
Benzo(a)anthracene		12.0	**11.4**	91.8	38.3	NS	0.23	DL						
Benzo(b)fluoranthene		**9.88**	10.1	17.8	20.4	NS	0.3	DL						
Benzo(k)fluoranthene		120	**114**	918	383	NS	0.32	DL						
Dibenzo(a,h)anthracene		1.20	**1.14**	9.18	3.83	NS	DL	DL						
Indeno(1,2,3-cd)pyrene		12.0	**11.4**	91.8	38.3	NS	DL	DL						
Benzo(g,h,i)perylene		1,800	**1,710**	10,000	5,740	NS	0.23	DL						
Benzo(a)pyrene		1.20	**1.14**	9.18	3.83	NS	0.38	DL						
Petroleum Carbon Ranges (PCR/TPH)														
C6 - C8		1,410	**545**	10,000	10,000	NS	<252	<252						
C9 - C16		2,240	**1,330**	10,000	10,000	NS								
C17 - C35		10,000	**10,000**	10,000	10,000	NS								
VOCs														
Benzene		0.704	**0.279**	9.210	42.200	NS	DL	DL						
Toluene		1,440	**705**	10,000	10,000	NS	DL	DL						
Ethylbenzene		709	**298**	8,240	10,000	NS	DL	DL						
Xylenes (Total)		95.0	**36.8**	1,230.0	10,000.0	NS	DL	DL						
BTEX														
BTEX		-	-	-	-	NS	DL	DL						

Chemical		Risk-based Remediation Goals for Soil				Depth (m below ground level)								
		Urban Residential	Rural Residential	Industrial	Public Parks	0.5	1.5	3.0	4.5	6.0	7.5	9.0	10.5	12.0
		(mg/kg)	(mg/kg)	(mg/kg)	(mg/kg)	Grid 25 - BH104								
Metals														
Arsenic	As	22.1	**21.8**	196.0	73.5									
Barium	Ba	10,000	**10,000**	10,000	10,000									
Cadmium	Cd	73.8	**72.8**	653.0	245.0									
Cobalt	Co	1,480	**1,460**	10,000	4,900									
Chromium VI	Cr(VI)	221	**218**	1,960	735									
Copper	Cu	2,950	**2,910**	10,000	9,790									
Molybdenum	Mo	369	**364**	3,260	1,220									
Nickel	Ni	1,480	**1,460**	10,000	4,900									
Lead	**Pb**	258	**255**	2,290	857	170	**540**	130	220	IS	IS	IS	IS	IS
Tin	Sn	10,000	**10,000**	10,000	10,000									
Zinc	Zn	10,000	**10,000**	10,000	10,000									
Mercury	**Hg**	11.00	**6.52**	38.40	45.60	**6.86**	2.94	0.39	0.71	FA	IS	FA	FA	IS
SVOCs (PAH)														
Naphthalene		182.0	**85.6**	453.0	914.0	DL	DL	DL	DL	DL	IS	DL	DL	IS
Acenaphthylene		2,340	**1,510**	10,000	10,000	0.13	0.35	DL	DL	0.099	IS	DL	DL	IS
Acenaphthene		3,510	**3,280**	10,000	10,000	DL	DL	DL	DL	DL	IS	DL	DL	IS
Fluorene		2,380	**2,250**	10,000	7,450	DL	DL	DL	DL	0.058	IS	DL	DL	IS
Phenanthrene		10,000	**10,000**	10,000	10,000	0.072	0.32	DL	0.15	0.7	IS	DL	DL	IS
Anthracene		10,000	**10,000**	10,000	10,000	0.084	0.24	DL	DL	0.26	IS	DL	DL	IS
Fluoranthene		2,400	**2,270**	10,000	7,620	0.4	1.8	DL	0.41	3.3	IS	DL	DL	IS
Pyrene		1,800	**1,710**	10,000	5,720	0.58	2	DL	0.47	3.4	IS	DL	DL	IS
Chrysene		**871**	919	1,140	1,540	0.35	1.7	DL	0.24	2	IS	DL	DL	IS
Benzo(a)anthracene		12.0	**11.4**	91.8	38.3	0.23	1.6	DL	0.21	2.4	IS	DL	DL	IS
Benzo(b)fluoranthene		**9.88**	10.1	17.8	20.4	0.43	3.5	DL	0.32	2.9	IS	DL	DL	IS
Benzo(k)fluoranthene		120	**114**	918	383	0.4	2.6	DL	DL	2.7	IS	DL	DL	IS
Dibenzo(a,h)anthracene		1.20	**1.14**	9.18	3.83	DL	**1.4**	DL	DL	0.72	IS	DL	DL	IS
Indeno(1,2,3-cd)pyrene		12.0	**11.4**	91.8	38.3	0.28	2.1	DL	DL	1.2	IS	DL	DL	IS
Benzo(g,h,i)perylene		1,800	**1,710**	10,000	5,740	0.64	5.3	DL	0.26	2.9	IS	DL	DL	IS
Benzo(a)pyrene		1.20	**1.14**	9.18	3.83	0.6	**3**	DL	0.27	**3.2**	IS	DL	DL	IS
Petroleum Carbon Ranges (PCR/TPH)														
C6 - C8		1,410	**545**	10,000	10,000									
C9 - C16		2,240	**1,330**	10,000	10,000									
C17 - C35		10,000	**10,000**	10,000	10,000									
VOCs														
Benzene		0.704	**0.279**	9.210	42.200									
Toluene		1,440	**705**	10,000	10,000									
Ethylbenzene		709	**298**	8,240	10,000									
Xylenes (Total)		95.0	**36.8**	1,230.0	10,000.0									
BTEX														
BTEX		-	-	-	-									

Kennedy Town Comprehensive Development Area
Previous Testing Results

Chemical		Risk-based Remediation Goals for Soil				Depth (m below ground level)								
		Urban Residential	Rural Residential	Industrial	Public Parks	13.5	15.0							
		(mg/kg)	(mg/kg)	(mg/kg)	(mg/kg)	Grid 25 - BH104								
Metals														
Arsenic	As	22.1	**21.8**	196.0	73.5									
Barium	Ba	10,000	**10,000**	10,000	10,000									
Cadmium	Cd	73.8	**72.8**	653.0	245.0									
Cobalt	Co	1,480	**1,460**	10,000	4,900									
Chromium VI	Cr(VI)	221	**218**	1,960	735									
Copper	Cu	2,950	**2,910**	10,000	9,790									
Molybdenum	Mo	369	**364**	3,260	1,220									
Nickel	Ni	1,480	**1,460**	10,000	4,900									
Lead	Pb	258	**255**	2,290	857									
Tin	Sn	10,000	**10,000**	10,000	10,000									
Zinc	Zn	10,000	**10,000**	10,000	10,000									
Mercury	Hg	11.00	**6.52**	38.40	45.60									
SVOCs (PAH)														
Naphthalene		182.0	**85.6**	453.0	914.0		DL							
Acenaphthylene		2,340	**1,510**	10,000	10,000		DL							
Acenaphthene		3,510	**3,280**	10,000	10,000		DL							
Fluorene		2,380	**2,250**	10,000	7,450		DL							
Phenanthrene		10,000	**10,000**	10,000	10,000		DL							
Anthracene		10,000	**10,000**	10,000	10,000		DL							
Fluoranthene		2,400	**2,270**	10,000	7,620		DL							
Pyrene		1,800	**1,710**	10,000	5,720		DL							
Chrysene		**871**	919	1,140	1,540		DL							
Benzo(a)anthracene		12.0	**11.4**	91.8	38.3		DL							
Benzo(b)fluoranthene		**9.88**	10.1	17.8	20.4		DL							
Benzo(k)fluoranthene		120	**114**	918	383		DL							
Dibenzo(a,h)anthracene		1.20	**1.14**	9.18	3.83		DL							
Indeno(1,2,3-cd)pyrene		12.0	**11.4**	91.8	38.3		DL							
Benzo(g,h,i)perylene		1,800	**1,710**	10,000	5,740		DL							
Benzo(a)pyrene		1.20	**1.14**	9.18	3.83		DL							
Petroleum Carbon Ranges (PCR/TPH)														
C6 - C8		1,410	**545**	10,000	10,000									
C9 - C16		2,240	**1,330**	10,000	10,000									
C17 - C35		10,000	**10,000**	10,000	10,000									
VOCs														
Benzene		0.704	**0.279**	9.210	42.200									
Toluene		1,440	**705**	10,000	10,000									
Ethylbenzene		709	**298**	8,240	10,000									
Xylenes (Total)		95.0	**36.8**	1,230.0	10,000.0									
BTEX														
BTEX		-	-	-	-									

Chemical		Risk-based Remediation Goals for Soil				Depth (m below ground level)								
		Urban Residential	Rural Residential	Industrial	Public Parks	0.5	1.5	3.0	4.5	6.0	7.5	9.0	10.5	12.0
		(mg/kg)	(mg/kg)	(mg/kg)	(mg/kg)	Grid 25 - BH105								
Metals														
Arsenic	As	22.1	**21.8**	196.0	73.5				NS					
Barium	Ba	10,000	**10,000**	10,000	10,000				NS					
Cadmium	Cd	73.8	**72.8**	653.0	245.0				NS					
Cobalt	Co	1,480	**1,460**	10,000	4,900				NS					
Chromium VI	Cr(VI)	221	**218**	1,960	735				NS					
Copper	Cu	2,950	**2,910**	10,000	9,790				NS					
Molybdenum	Mo	369	**364**	3,260	1,220				NS					
Nickel	Ni	1,480	**1,460**	10,000	4,900				NS					
Lead	Pb	258	**255**	2,290	857	29	**580**	42	NS	FA	FA	FA	FA	FA
Tin	Sn	10,000	**10,000**	10,000	10,000				NS					
Zinc	Zn	10,000	**10,000**	10,000	10,000				NS					
Mercury	Hg	11.00	**6.52**	38.40	45.60	0.06	0.78	0.32	NS	FA	FA	FA	FA	FA
SVOCs (PAH)														
Naphthalene		182.0	**85.6**	453.0	914.0	DL	DL	DL	NS	DL	DL	DL	DL	DL
Acenaphthylene		2,340	**1,510**	10,000	10,000	DL	DL	0.057	NS	0.17	DL	DL	DL	DL
Acenaphthene		3,510	**3,280**	10,000	10,000	DL	DL	DL	NS	DL	DL	DL	DL	DL
Fluorene		2,380	**2,250**	10,000	7,450	DL	DL	DL	NS	0.077	DL	DL	DL	DL
Phenanthrene		10,000	**10,000**	10,000	10,000	0.084	DL	DL	NS	0.28	DL	DL	DL	DL
Anthracene		10,000	**10,000**	10,000	10,000	DL	DL	DL	NS	0.16	DL	DL	DL	DL
Fluoranthene		2,400	**2,270**	10,000	7,620	0.28	DL	DL	NS	1.2	DL	DL	DL	DL
Pyrene		1,800	**1,710**	10,000	5,720	0.25	DL	0.18	NS	1.6	DL	DL	DL	DL
Chrysene		**871**	919	1,140	1,540	DL	DL	0.24	NS	1.1	DL	DL	DL	DL
Benzo(a)anthracene		12.0	**11.4**	91.8	38.3	DL	DL	0.18	NS	1.1	DL	DL	DL	DL
Benzo(b)fluoranthene		**9.88**	10.1	17.8	20.4	DL	0.25	0.34	NS	0.97	DL	DL	DL	DL
Benzo(k)fluoranthene		120	**114**	918	383	DL	DL	0.27	NS	0.8	DL	DL	DL	DL
Dibenzo(a,h)anthracene		1.20	**1.14**	9.18	3.83	DL	DL	0.21	NS	0.27	DL	DL	DL	DL
Indeno(1,2,3-cd)pyrene		12.0	**11.4**	91.8	38.3	DL	0.39	0.37	NS	0.91	DL	DL	DL	DL
Benzo(g,h,i)perylene		1,800	**1,710**	10,000	5,740	DL	0.47	0.57	NS	1.1	DL	DL	DL	DL
Benzo(a)pyrene		1.20	**1.14**	9.18	3.83	0.24	0.43	0.62	NS	**1.7**	DL	DL	DL	DL
Petroleum Carbon Ranges (PCR/TPH)														
C6 - C8		1,410	**545**	10,000	10,000				NS					
C9 - C16		2,240	**1,330**	10,000	10,000				NS					
C17 - C35		10,000	**10,000**	10,000	10,000				NS					
VOCs														
Benzene		0.704	**0.279**	9.210	42.200				NS					
Toluene		1,440	**705**	10,000	10,000				NS					
Ethylbenzene		709	**298**	8,240	10,000				NS					
Xylenes (Total)		95.0	**36.8**	1,230.0	10,000.0				NS					
BTEX														
BTEX		-	-	-	-				NS					

Kennedy Town Comprehensive Development Area
Previous Testing Results

Chemical		Risk-based Remediation Goals for Soil				Depth (m below ground level)								
		Urban Residential	Rural Residential	Industrial	Public Parks	0.5	1.5	3.0	4.5	6.0	7.5	9.0	10.5	12.0
		(mg/kg)	(mg/kg)	(mg/kg)	(mg/kg)	Grid 25 - BH169								
Metals														
Arsenic	As	22.1	**21.8**	196.0	73.5	8.7	9.7	6.6	2.5	NS	NS	5.9	2.9	1.4
Barium	Ba	10,000	**10,000**	10,000	10,000	200	86	130	95	NS	NS	47	22	15
Cadmium	Cd	73.8	**72.8**	653.0	245.0	0.4	0.3	0.2	0.1	NS	NS	0.2	0.07	0.08
Cobalt	Co	1,480	**1,460**	10,000	4,900	5	2.8	2.9	6	NS	NS	5.3	3.5	2.3
Chromium VI	Cr(VI)	221	**218**	1,960	735	7.3	4.7	8.2	7.7	NS	NS	17	12	7.8
Copper	Cu	2,950	**2,910**	10,000	9,790	69	37	28	13	NS	NS	27	3.1	3
Molybdenum	Mo	369	**364**	3,260	1,220	1.1	0.6	0.8	0.5	NS	NS	2.4	2.4	0.6
Nickel	Ni	1,480	**1,460**	10,000	4,900	5.9	2.8	3.1	2.7	NS	NS	11	8.3	5.6
Lead	**Pb**	258	**255**	2,290	857	**490**	180	**390**	57	NS	NS	150	11	9.5
Tin	Sn	10,000	**10,000**	10,000	10,000	9.6	10	14	13	NS	NS	46	0.8	0.7
Zinc	Zn	10,000	**10,000**	10,000	10,000	400	88	140	61	NS	NS	54	16	14
Mercury	**Hg**	11.00	**6.52**	38.40	45.60	**6.9**	0.73	IS	IS	NS	NS	IS	IS	IS
SVOCs (PAH)														
Naphthalene		182.0	**85.6**	453.0	914.0	DL	0.091	DL	DL	NS	NS	DL	DL	DL
Acenaphthylene		2,340	**1,510**	10,000	10,000	0.53	2.5	0.81	DL	NS	NS	DL	DL	DL
Acenaphthene		3,510	**3,280**	10,000	10,000	DL	0.068	DL	DL	NS	NS	DL	DL	DL
Fluorene		2,380	**2,250**	10,000	7,450	0.076	0.25	0.36	DL	NS	NS	DL	DL	DL
Phenanthrene		10,000	**10,000**	10,000	10,000	0.47	0.6	1.9	0.12	NS	NS	DL	DL	DL
Anthracene		10,000	**10,000**	10,000	10,000	0.29	1.3	1.2	0.055	NS	NS	DL	DL	DL
Fluoranthene		2,400	**2,270**	10,000	7,620	2.2	4.5	7.2	0.31	NS	NS	DL	DL	DL
Pyrene		1,800	**1,710**	10,000	5,720	2.9	4.8	6.6	0.38	NS	NS	DL	DL	DL
Chrysene		**871**	919	1,140	1,540	1.4	3.7	2.4	0.19	NS	NS	DL	DL	DL
Benzo(a)anthracene		12.0	**11.4**	91.8	38.3	1.1	4.3	3.4	DL	NS	NS	DL	DL	DL
Benzo(b)fluoranthene		**9.88**	10.1	17.8	20.4	2.2	5.4	1.3	DL	NS	NS	DL	DL	DL
Benzo(k)fluoranthene		120	**114**	918	383	1.4	5.6	3.1	0.18	NS	NS	DL	DL	DL
Dibenzo(a,h)anthracene		1.20	**1.14**	9.18	3.83	0.51	**2.7**	0.72	DL	NS	NS	DL	DL	DL
Indeno(1,2,3-cd)pyrene		12.0	**11.4**	91.8	38.3	1	4.5	1.2	DL	NS	NS	DL	DL	DL
Benzo(g,h,i)perylene		1,800	**1,710**	10,000	5,740	2	11	2.6	0.2	NS	NS	DL	DL	DL
Benzo(a)pyrene		1.20	**1.14**	9.18	3.83	**2.4**	**8.3**	**2.7**	DL	NS	NS	DL	DL	DL
Petroleum Carbon Ranges (PCR/TPH)														
C6 - C8		1,410	**545**	10,000	10,000	<256	<252	IS	IS	NS	NS	IS	IS	IS
C9 - C16		2,240	**1,330**	10,000	10,000			IS	IS	NS	NS	IS	IS	IS
C17 - C35		10,000	**10,000**	10,000	10,000			IS	IS	NS	NS	IS	IS	IS
VOCs														
Benzene		0.704	**0.279**	9.210	42.200	DL	DL	IS	IS	NS	NS	IS	IS	IS
Toluene		1,440	**705**	10,000	10,000	DL	DL	IS	IS	NS	NS	IS	IS	IS
Ethylbenzene		709	**298**	8,240	10,000	DL	DL	IS	IS	NS	NS	IS	IS	IS
Xylenes (Total)		95.0	**36.8**	1,230.0	10,000.0	DL	DL	IS	IS	NS	NS	IS	IS	IS
BTEX														
BTEX		-	-	-	-	DL	DL	IS	IS	NS	NS	IS	IS	IS

Chemical		Risk-based Remediation Goals for Soil				Depth (m below ground level)								
		Urban Residential	Rural Residential	Industrial	Public Parks	13.5	15.0	16.5						
		(mg/kg)	(mg/kg)	(mg/kg)	(mg/kg)	Grid 25 - BH169								
Metals														
Arsenic	As	22.1	**21.8**	196.0	73.5	3.3	NS	1.9						
Barium	Ba	10,000	**10,000**	10,000	10,000	19	NS	220						
Cadmium	Cd	73.8	**72.8**	653.0	245.0	0.1	NS	0.04						
Cobalt	Co	1,480	**1,460**	10,000	4,900	6.1	NS	6.7						
Chromium VI	Cr(VI)	221	**218**	1,960	735	13	NS	4.7						
Copper	Cu	2,950	**2,910**	10,000	9,790	4.5	NS	4.3						
Molybdenum	Mo	369	**364**	3,260	1,220	0.6	NS	0.8						
Nickel	Ni	1,480	**1,460**	10,000	4,900	13	NS	2.5						
Lead	Pb	258	**255**	2,290	857	14	NS	8.4						
Tin	Sn	10,000	**10,000**	10,000	10,000	0.9	NS	5.1						
Zinc	Zn	10,000	**10,000**	10,000	10,000	32	NS	59						
Mercury	Hg	11.00	**6.52**	38.40	45.60	0.02	NS	DL						
SVOCs (PAH)														
Naphthalene		182.0	**85.6**	453.0	914.0	DL	NS	DL						
Acenaphthylene		2,340	**1,510**	10,000	10,000	DL	NS	DL						
Acenaphthene		3,510	**3,280**	10,000	10,000	DL	NS	DL						
Fluorene		2,380	**2,250**	10,000	7,450	DL	NS	DL						
Phenanthrene		10,000	**10,000**	10,000	10,000	DL	NS	DL						
Anthracene		10,000	**10,000**	10,000	10,000	DL	NS	DL						
Fluoranthene		2,400	**2,270**	10,000	7,620	DL	NS	DL						
Pyrene		1,800	**1,710**	10,000	5,720	DL	NS	DL						
Chrysene		**871**	919	1,140	1,540	DL	NS	DL						
Benzo(a)anthracene		12.0	**11.4**	91.8	38.3	DL	NS	DL						
Benzo(b)fluoranthene		**9.88**	10.1	17.8	20.4	DL	NS	DL						
Benzo(k)fluoranthene		120	**114**	918	383	DL	NS	DL						
Dibenzo(a,h)anthracene		1.20	**1.14**	9.18	3.83	DL	NS	DL						
Indeno(1,2,3-cd)pyrene		12.0	**11.4**	91.8	38.3	DL	NS	DL						
Benzo(g,h,i)perylene		1,800	**1,710**	10,000	5,740	DL	NS	DL						
Benzo(a)pyrene		1.20	**1.14**	9.18	3.83	DL	NS	DL						
Petroleum Carbon Ranges (PCR/TPH)														
C6 - C8		1,410	**545**	10,000	10,000	<252	NS	<252						
C9 - C16		2,240	**1,330**	10,000	10,000		NS							
C17 - C35		10,000	**10,000**	10,000	10,000		NS							
VOCs														
Benzene		0.704	**0.279**	9.210	42.200	DL	NS	DL						
Toluene		1,440	**705**	10,000	10,000	DL	NS	DL						
Ethylbenzene		709	**298**	8,240	10,000	DL	NS	DL						
Xylenes (Total)		95.0	**36.8**	1,230.0	10,000.0	DL	NS	DL						
BTEX														
BTEX		-	-	-	-	DL	NS	DL						

Kennedy Town Comprehensive Development Area
Previous Testing Results

Chemical		Risk-based Remediation Goals for Soil				Depth (m below ground level)								
		Urban Residential	Rural Residential	Industrial	Public Parks	0.5	1.5	3.0	4.5	6.0	7.5			
		(mg/kg)	(mg/kg)	(mg/kg)	(mg/kg)	Grid 26 - BH38								
Metals														
Arsenic	As	22.1	**21.8**	196.0	73.5	NS	NA	NS	9.9		NS			
Barium	Ba	10,000	**10,000**	10,000	10,000	NS		NS						
Cadmium	Cd	73.8	**72.8**	653.0	245.0	NS	NA	IS	0.1	NS	0.3			
Cobalt	Co	1,480	**1,460**	10,000	4,900	NS		NS						
Chromium VI	Cr(VI)	221	**218**	1,960	735	NS		NS						
Copper	Cu	2,950	**2,910**	10,000	9,790	NS	NA	IS	5.2	NS	12			
Molybdenum	Mo	369	**364**	3,260	1,220	NS		NS						
Nickel	Ni	1,480	**1,460**	10,000	4,900	NS		NS						
Lead	**Pb**	258	**255**	2,290	857	NS	NA	IS	36	NS	**260**			
Tin	Sn	10,000	**10,000**	10,000	10,000	NS		NS						
Zinc	Zn	10,000	**10,000**	10,000	10,000	NS	NA	IS	21	NS	210			
Mercury	Hg	11.00	**6.52**	38.40	45.60	NS	NA	IS	0.39	NS	4.19			
SVOCs (PAH)														
Naphthalene		182.0	**85.6**	453.0	914.0	NS		NS						
Acenaphthylene		2,340	**1,510**	10,000	10,000	NS		NS						
Acenaphthene		3,510	**3,280**	10,000	10,000	NS		NS						
Fluorene		2,380	**2,250**	10,000	7,450	NS		NS						
Phenanthrene		10,000	**10,000**	10,000	10,000	NS		NS						
Anthracene		10,000	**10,000**	10,000	10,000	NS		NS						
Fluoranthene		2,400	**2,270**	10,000	7,620	NS		NS						
Pyrene		1,800	**1,710**	10,000	5,720	NS		NS						
Chrysene		**871**	919	1,140	1,540	NS		NS						
Benzo(a)anthracene		12.0	**11.4**	91.8	38.3	NS		NS						
Benzo(b)fluoranthene		**9.88**	10.1	17.8	20.4	NS		NS						
Benzo(k)fluoranthene		120	**114**	918	383	NS		NS						
Dibenzo(a,h)anthracene		1.20	**1.14**	9.18	3.83	NS		NS						
Indeno(1,2,3-cd)pyrene		12.0	**11.4**	91.8	38.3	NS		NS						
Benzo(g,h,i)perylene		1,800	**1,710**	10,000	5,740	NS		NS						
Benzo(a)pyrene		1.20	**1.14**	9.18	3.83	NS		NS						
Petroleum Carbon Ranges (PCR/TPH)														
C6 - C8		1,410	**545**	10,000	10,000	NS		IS		NS				
C9 - C16		2,240	**1,330**	10,000	10,000	NS	NA	IS	<252	NS	<252			
C17 - C35		10,000	**10,000**	10,000	10,000	NS		IS		NS				
VOCs														
Benzene		0.704	**0.279**	9.210	42.200	NS		NS	DL		DL			
Toluene		1,440	**705**	10,000	10,000	NS		NS	DL		DL			
Ethylbenzene		709	**298**	8,240	10,000	NS		NS	DL		DL			
Xylenes (Total)		95.0	**36.8**	1,230.0	10,000.0	NS		NS	DL		DL			
BTEX														
BTEX		-	-	-	-	NS		NS	DL		DL			

Chemical		Risk-based Remediation Goals for Soil				Depth (m below ground level)								
		Urban Residential	Rural Residential	Industrial	Public Parks	0.5	1.5	3.0	4.5	6.0	7.5			
		(mg/kg)	(mg/kg)	(mg/kg)	(mg/kg)	Grid 26 - BH40								
Metals														
Arsenic	As	22.1	**21.8**	196.0	73.5	6	10	19.1	FA	FA	FA			
Barium	Ba	10,000	**10,000**	10,000	10,000									
Cadmium	Cd	73.8	**72.8**	653.0	245.0									
Cobalt	Co	1,480	**1,460**	10,000	4,900									
Chromium VI	Cr(VI)	221	**218**	1,960	735									
Copper	Cu	2,950	**2,910**	10,000	9,790	6	58	387	FA	FA	FA			
Molybdenum	Mo	369	**364**	3,260	1,220									
Nickel	Ni	1,480	**1,460**	10,000	4,900									
Lead	**Pb**	258	**255**	2,290	857	45	**280**	**608**	FA	FA	FA			
Tin	Sn	10,000	**10,000**	10,000	10,000									
Zinc	Zn	10,000	**10,000**	10,000	10,000	85	481	3140	FA	FA	FA			
Mercury	Hg	11.00	**6.52**	38.40	45.60									
SVOCs (PAH)														
Naphthalene		182.0	**85.6**	453.0	914.0									
Acenaphthylene		2,340	**1,510**	10,000	10,000									
Acenaphthene		3,510	**3,280**	10,000	10,000									
Fluorene		2,380	**2,250**	10,000	7,450									
Phenanthrene		10,000	**10,000**	10,000	10,000									
Anthracene		10,000	**10,000**	10,000	10,000									
Fluoranthene		2,400	**2,270**	10,000	7,620									
Pyrene		1,800	**1,710**	10,000	5,720									
Chrysene		**871**	919	1,140	1,540									
Benzo(a)anthracene		12.0	**11.4**	91.8	38.3									
Benzo(b)fluoranthene		**9.88**	10.1	17.8	20.4									
Benzo(k)fluoranthene		120	**114**	918	383									
Dibenzo(a,h)anthracene		1.20	**1.14**	9.18	3.83									
Indeno(1,2,3-cd)pyrene		12.0	**11.4**	91.8	38.3									
Benzo(g,h,i)perylene		1,800	**1,710**	10,000	5,740									
Benzo(a)pyrene		1.20	**1.14**	9.18	3.83									
Petroleum Carbon Ranges (PCR/TPH)														
C6 - C8		1,410	**545**	10,000	10,000									
C9 - C16		2,240	**1,330**	10,000	10,000									
C17 - C35		10,000	**10,000**	10,000	10,000									
VOCs														
Benzene		0.704	**0.279**	9.210	42.200									
Toluene		1,440	**705**	10,000	10,000									
Ethylbenzene		709	**298**	8,240	10,000									
Xylenes (Total)		95.0	**36.8**	1,230.0	10,000.0									
BTEX														
BTEX		-	-	-	-									

Kennedy Town Comprehensive Development Area
Previous Testing Results

Chemical		Risk-based Remediation Goals for Soil				Depth (m below ground level)								
		Urban Residential	Rural Residential	Industrial	Public Parks	0.5	1.5	3.0	4.5	6.0	7.5			
		(mg/kg)	(mg/kg)	(mg/kg)	(mg/kg)	Grid 26 - BH41								
Metals														
Arsenic	**As**	22.1	**21.8**	196.0	73.5	**23**	18	3	9.8	FA	15			
Barium	Ba	10,000	**10,000**	10,000	10,000									
Cadmium	Cd	73.8	**72.8**	653.0	245.0									
Cobalt	Co	1,480	**1,460**	10,000	4,900									
Chromium VI	Cr(VI)	221	**218**	1,960	735									
Copper	Cu	2,950	**2,910**	10,000	9,790	155	122	5.65	248	FA	27.2			
Molybdenum	Mo	369	**364**	3,260	1,220									
Nickel	Ni	1,480	**1,460**	10,000	4,900									
Lead	**Pb**	258	**255**	2,290	857	**908**	**488**	27	**262**	FA	138			
Tin	Sn	10,000	**10,000**	10,000	10,000									
Zinc	Zn	10,000	**10,000**	10,000	10,000	961	454	68.7	392	FA	105			
Mercury	Hg	11.00	**6.52**	38.40	45.60									
SVOCs (PAH)														
Naphthalene		182.0	**85.6**	453.0	914.0									
Acenaphthylene		2,340	**1,510**	10,000	10,000									
Acenaphthene		3,510	**3,280**	10,000	10,000									
Fluorene		2,380	**2,250**	10,000	7,450									
Phenanthrene		10,000	**10,000**	10,000	10,000									
Anthracene		10,000	**10,000**	10,000	10,000									
Fluoranthene		2,400	**2,270**	10,000	7,620									
Pyrene		1,800	**1,710**	10,000	5,720									
Chrysene		**871**	919	1,140	1,540									
Benzo(a)anthracene		12.0	**11.4**	91.8	38.3									
Benzo(b)fluoranthene		**9.88**	10.1	17.8	20.4									
Benzo(k)fluoranthene		120	**114**	918	383									
Dibenzo(a,h)anthracene		1.20	**1.14**	9.18	3.83									
Indeno(1,2,3-cd)pyrene		12.0	**11.4**	91.8	38.3									
Benzo(g,h,i)perylene		1,800	**1,710**	10,000	5,740									
Benzo(a)pyrene		1.20	**1.14**	9.18	3.83									
Petroleum Carbon Ranges (PCR/TPH)														
C6 - C8		1,410	**545**	10,000	10,000									
C9 - C16		2,240	**1,330**	10,000	10,000									
C17 - C35		10,000	**10,000**	10,000	10,000									
VOCs														
Benzene		0.704	**0.279**	9.210	42.200									
Toluene		1,440	**705**	10,000	10,000									
Ethylbenzene		709	**298**	8,240	10,000									
Xylenes (Total)		95.0	**36.8**	1,230.0	10,000.0									
BTEX														
BTEX		-	-	-	-									

Chemical		Risk-based Remediation Goals for Soil				Depth (m below ground level)								
		Urban Residential	Rural Residential	Industrial	Public Parks	0.5	1.5	3.0	4.5	6.0	7.5			
		(mg/kg)	(mg/kg)	(mg/kg)	(mg/kg)	Grid 26 - BH42								
Metals														
Arsenic	As	22.1	**21.8**	196.0	73.5	FA	9.2	FA	NS	FA	NS			
Barium	Ba	10,000	**10,000**	10,000	10,000				NS		NS			
Cadmium	Cd	73.8	**72.8**	653.0	245.0				NS		NS			
Cobalt	Co	1,480	**1,460**	10,000	4,900				NS		NS			
Chromium VI	Cr(VI)	221	**218**	1,960	735				NS		NS			
Copper	Cu	2,950	**2,910**	10,000	9,790	FA	36	FA	NS	FA	NS			
Molybdenum	Mo	369	**364**	3,260	1,220				NS		NS			
Nickel	Ni	1,480	**1,460**	10,000	4,900				NS		NS			
Lead	**Pb**	258	**255**	2,290	857	FA	**540**	FA	NS	FA	NS			
Tin	Sn	10,000	**10,000**	10,000	10,000				NS		NS			
Zinc	Zn	10,000	**10,000**	10,000	10,000	FA	720	FA	NS	FA	NS			
Mercury	Hg	11.00	**6.52**	38.40	45.60				NS		NS			
SVOCs (PAH)														
Naphthalene		182.0	**85.6**	453.0	914.0				NS		NS			
Acenaphthylene		2,340	**1,510**	10,000	10,000				NS		NS			
Acenaphthene		3,510	**3,280**	10,000	10,000				NS		NS			
Fluorene		2,380	**2,250**	10,000	7,450				NS		NS			
Phenanthrene		10,000	**10,000**	10,000	10,000				NS		NS			
Anthracene		10,000	**10,000**	10,000	10,000				NS		NS			
Fluoranthene		2,400	**2,270**	10,000	7,620				NS		NS			
Pyrene		1,800	**1,710**	10,000	5,720				NS		NS			
Chrysene		**871**	919	1,140	1,540				NS		NS			
Benzo(a)anthracene		12.0	**11.4**	91.8	38.3				NS		NS			
Benzo(b)fluoranthene		**9.88**	10.1	17.8	20.4				NS		NS			
Benzo(k)fluoranthene		120	**114**	918	383				NS		NS			
Dibenzo(a,h)anthracene		1.20	**1.14**	9.18	3.83				NS		NS			
Indeno(1,2,3-cd)pyrene		12.0	**11.4**	91.8	38.3				NS		NS			
Benzo(g,h,i)perylene		1,800	**1,710**	10,000	5,740				NS		NS			
Benzo(a)pyrene		1.20	**1.14**	9.18	3.83				NS		NS			
Petroleum Carbon Ranges (PCR/TPH)														
C6 - C8		1,410	**545**	10,000	10,000				NS		NS			
C9 - C16		2,240	**1,330**	10,000	10,000				NS		NS			
C17 - C35		10,000	**10,000**	10,000	10,000				NS		NS			
VOCs														
Benzene		0.704	**0.279**	9.210	42.200				NS		NS			
Toluene		1,440	**705**	10,000	10,000				NS		NS			
Ethylbenzene		709	**298**	8,240	10,000				NS		NS			
Xylenes (Total)		95.0	**36.8**	1,230.0	10,000.0				NS		NS			
BTEX														
BTEX		-	-	-	-				NS		NS			

Kennedy Town Comprehensive Development Area
Previous Testing Results

Chemical		Risk-based Remediation Goals for Soil				Depth (m below ground level)								
		Urban Residential	Rural Residential	Industrial	Public Parks	0.5	1.5	3.0	4.5	6.0	7.5			
		(mg/kg)	(mg/kg)	(mg/kg)	(mg/kg)	Grid 26 - BH44								
Metals														
Arsenic	As	22.1	**21.8**	196.0	73.5	FA	IS	FA	FA	FA	FA			
Barium	Ba	10,000	**10,000**	10,000	10,000									
Cadmium	Cd	73.8	**72.8**	653.0	245.0									
Cobalt	Co	1,480	**1,460**	10,000	4,900									
Chromium VI	Cr(VI)	221	**218**	1,960	735									
Copper	Cu	2,950	**2,910**	10,000	9,790	120	IS	FA	FA	FA	FA			
Molybdenum	Mo	369	**364**	3,260	1,220									
Nickel	Ni	1,480	**1,460**	10,000	4,900									
Lead	**Pb**	258	**255**	2,290	857	**650**	IS	FA	FA	FA	FA			
Tin	Sn	10,000	**10,000**	10,000	10,000									
Zinc	Zn	10,000	**10,000**	10,000	10,000	3400	IS	FA	FA	FA	FA			
Mercury	Hg	11.00	**6.52**	38.40	45.60	5.89	0.03	0.04	0.02	DL	FA			
SVOCs (PAH)														
Naphthalene		182.0	**85.6**	453.0	914.0		IS							
Acenaphthylene		2,340	**1,510**	10,000	10,000		IS							
Acenaphthene		3,510	**3,280**	10,000	10,000		IS							
Fluorene		2,380	**2,250**	10,000	7,450		IS							
Phenanthrene		10,000	**10,000**	10,000	10,000		IS							
Anthracene		10,000	**10,000**	10,000	10,000		IS							
Fluoranthene		2,400	**2,270**	10,000	7,620		IS							
Pyrene		1,800	**1,710**	10,000	5,720		IS							
Chrysene		**871**	919	1,140	1,540		IS							
Benzo(a)anthracene		12.0	**11.4**	91.8	38.3		IS							
Benzo(b)fluoranthene		**9.88**	10.1	17.8	20.4		IS							
Benzo(k)fluoranthene		120	**114**	918	383		IS							
Dibenzo(a,h)anthracene		1.20	**1.14**	9.18	3.83		IS							
Indeno(1,2,3-cd)pyrene		12.0	**11.4**	91.8	38.3		IS							
Benzo(g,h,i)perylene		1,800	**1,710**	10,000	5,740		IS							
Benzo(a)pyrene		1.20	**1.14**	9.18	3.83		IS							
Petroleum Carbon Ranges (PCR/TPH)														
C6 - C8		1,410	**545**	10,000	10,000									
C9 - C16		2,240	**1,330**	10,000	10,000	<252	<252	<252	<252	<252				
C17 - C35		10,000	**10,000**	10,000	10,000									
VOCs														
Benzene		0.704	**0.279**	9.210	42.200	DL	DL	DL	DL	DL				
Toluene		1,440	**705**	10,000	10,000	DL	DL	DL	DL	DL				
Ethylbenzene		709	**298**	8,240	10,000	DL	DL	DL	DL	DL				
Xylenes (Total)		95.0	**36.8**	1,230.0	10,000.0	DL	DL	DL	DL	DL				
BTEX														
BTEX		-	-	-	-	DL	DL	DL	DL	DL				

Chemical		Risk-based Remediation Goals for Soil				Depth (m below ground level)								
		Urban Residential	Rural Residential	Industrial	Public Parks	0.5	1.5	3.0	4.5	6.0	7.5			
		(mg/kg)	(mg/kg)	(mg/kg)	(mg/kg)	Grid 26 - BH46								
Metals														
Arsenic	As	22.1	**21.8**	196.0	73.5				IS		FA			
Barium	Ba	10,000	**10,000**	10,000	10,000									
Cadmium	Cd	73.8	**72.8**	653.0	245.0									
Cobalt	Co	1,480	**1,460**	10,000	4,900									
Chromium VI	Cr(VI)	221	**218**	1,960	735									
Copper	Cu	2,950	**2,910**	10,000	9,790	104	99	91	IS	73.8	FA			
Molybdenum	Mo	369	**364**	3,260	1,220									
Nickel	Ni	1,480	**1,460**	10,000	4,900									
Lead	**Pb**	258	**255**	2,290	857	**539**	**431**	**304**	IS	122	FA			
Tin	Sn	10,000	**10,000**	10,000	10,000									
Zinc	Zn	10,000	**10,000**	10,000	10,000	573	526	768	IS	156	FA			
Mercury	Hg	11.00	**6.52**	38.40	45.60	2.27	4.57	0.71	IS	4.49	FA			
SVOCs (PAH)														
Naphthalene		182.0	**85.6**	453.0	914.0									
Acenaphthylene		2,340	**1,510**	10,000	10,000									
Acenaphthene		3,510	**3,280**	10,000	10,000									
Fluorene		2,380	**2,250**	10,000	7,450									
Phenanthrene		10,000	**10,000**	10,000	10,000									
Anthracene		10,000	**10,000**	10,000	10,000									
Fluoranthene		2,400	**2,270**	10,000	7,620									
Pyrene		1,800	**1,710**	10,000	5,720									
Chrysene		**871**	919	1,140	1,540									
Benzo(a)anthracene		12.0	**11.4**	91.8	38.3									
Benzo(b)fluoranthene		**9.88**	10.1	17.8	20.4									
Benzo(k)fluoranthene		120	**114**	918	383									
Dibenzo(a,h)anthracene		1.20	**1.14**	9.18	3.83									
Indeno(1,2,3-cd)pyrene		12.0	**11.4**	91.8	38.3									
Benzo(g,h,i)perylene		1,800	**1,710**	10,000	5,740									
Benzo(a)pyrene		1.20	**1.14**	9.18	3.83									
Petroleum Carbon Ranges (PCR/TPH)														
C6 - C8		1,410	**545**	10,000	10,000									
C9 - C16		2,240	**1,330**	10,000	10,000									
C17 - C35		10,000	**10,000**	10,000	10,000									
VOCs														
Benzene		0.704	**0.279**	9.210	42.200									
Toluene		1,440	**705**	10,000	10,000									
Ethylbenzene		709	**298**	8,240	10,000									
Xylenes (Total)		95.0	**36.8**	1,230.0	10,000.0									
BTEX														
BTEX		-	-	-	-									

Kennedy Town Comprehensive Development Area
Previous Testing Results

Chemical		Risk-based Remediation Goals for Soil				Depth (m below ground level)								
		Urban Residential	**Rural Residential**	**Industrial**	**Public Parks**	**0.5**	**1.5**	**3.0**	**4.5**	**6.0**	**7.5**			
		(mg/kg)	**(mg/kg)**	**(mg/kg)**	**(mg/kg)**	**Grid 26 - BH154**								
Metals														
Arsenic	As	22.1	**21.8**	196.0	73.5	16	4.3	NA	7.4	IS	NS			
Barium	Ba	10,000	**10,000**	10,000	10,000	150	11	NA	22	IS	NS			
Cadmium	Cd	73.8	**72.8**	653.0	245.0	0.2	0.04	NA	0.1	IS	NS			
Cobalt	Co	1,480	**1,460**	10,000	4,900	3	0.5	NA	6.9	IS	NS			
Chromium VI	Cr(VI)	221	**218**	1,960	735	4.7	3.1	NA	20	IS	NS			
Copper	Cu	2,950	**2,910**	10,000	9,790	54	2	NA	46	IS	NS			
Molybdenum	Mo	369	**364**	3,260	1,220	2.2	1.9	NA	5.7	IS	NS			
Nickel	Ni	1,480	**1,460**	10,000	4,900	5.7	1.7	NA	25	IS	NS			
Lead	Pb	258	**255**	2,290	857	140	27	NA	73	IS	NS			
Tin	Sn	10,000	**10,000**	10,000	10,000	4.7	1.3	NA	40	IS	NS			
Zinc	Zn	10,000	**10,000**	10,000	10,000	120	15	NA	96	IS	NS			
Mercury	**Hg**	11.00	**6.52**	38.40	45.60	0.23	0.11	NA	0.83	**8.88**	NS			
SVOCs (PAH)														
Naphthalene		182.0	**85.6**	453.0	914.0	DL	DL	NA	DL	IS	NS			
Acenaphthylene		2,340	**1,510**	10,000	10,000	DL	DL	NA	DL	IS	NS			
Acenaphthene		3,510	**3,280**	10,000	10,000	DL	DL	NA	DL	IS	NS			
Fluorene		2,380	**2,250**	10,000	7,450	DL	DL	NA	DL	IS	NS			
Phenanthrene		10,000	**10,000**	10,000	10,000	DL	DL	NA	DL	IS	NS			
Anthracene		10,000	**10,000**	10,000	10,000	0.061	DL	NA	DL	IS	NS			
Fluoranthene		2,400	**2,270**	10,000	7,620	0.27	DL	NA	DL	IS	NS			
Pyrene		1,800	**1,710**	10,000	5,720	0.3	DL	NA	DL	IS	NS			
Chrysene		**871**	919	1,140	1,540	0.21	DL	NA	DL	IS	NS			
Benzo(a)anthracene		12.0	**11.4**	91.8	38.3	DL	DL	NA	DL	IS	NS			
Benzo(b)fluoranthene		**9.88**	10.1	17.8	20.4	DL	DL	NA	DL	IS	NS			
Benzo(k)fluoranthene		120	**114**	918	383	DL	DL	NA	DL	IS	NS			
Dibenzo(a,h)anthracene		1.20	**1.14**	9.18	3.83	DL	DL	NA	DL	IS	NS			
Indeno(1,2,3-cd)pyrene		12.0	**11.4**	91.8	38.3	DL	DL	NA	DL	IS	NS			
Benzo(g,h,i)perylene		1,800	**1,710**	10,000	5,740	DL	DL	NA	DL	IS	NS			
Benzo(a)pyrene		1.20	**1.14**	9.18	3.83	DL	DL	NA	DL	IS	NS			
Petroleum Carbon Ranges (PCR/TPH)														
C6 - C8		1,410	**545**	10,000	10,000			NA			NS			
C9 - C16		2,240	**1,330**	10,000	10,000	<252	<252	NA	<252	<268	NS			
C17 - C35		10,000	**10,000**	10,000	10,000			NA			NS			
VOCs														
Benzene		0.704	**0.279**	9.210	42.200	DL	DL	NA	DL	DL	NS			
Toluene		1,440	**705**	10,000	10,000	DL	DL	NA	DL	DL	NS			
Ethylbenzene		709	**298**	8,240	10,000	DL	DL	NA	DL	DL	NS			
Xylenes (Total)		95.0	**36.8**	1,230.0	10,000.0	DL	DL	NA	DL	DL	NS			
BTEX														
BTEX		-	-	-	-	DL	DL	NA	DL	DL	NS			

Chemical		Risk-based Remediation Goals for Soil				Depth (m below ground level)								
		Urban Residential	**Rural Residential**	**Industrial**	**Public Parks**	**0.5**	**1.5**	**3.0**	**4.5**	**6.0**	**7.5**	**9.0**	**10.5**	**12.0**
		(mg/kg)	**(mg/kg)**	**(mg/kg)**	**(mg/kg)**	**Grid 27 - BH153**								
Metals														
Arsenic	As	22.1	**21.8**	196.0	73.5									
Barium	Ba	10,000	**10,000**	10,000	10,000									
Cadmium	Cd	73.8	**72.8**	653.0	245.0									
Cobalt	Co	1,480	**1,460**	10,000	4,900									
Chromium VI	Cr(VI)	221	**218**	1,960	735									
Copper	Cu	2,950	**2,910**	10,000	9,790	NS	64.6	164	17	35	NA	FA	NS	FA
Molybdenum	Mo	369	**364**	3,260	1,220									
Nickel	Ni	1,480	**1,460**	10,000	4,900									
Lead	**Pb**	258	**255**	2,290	857	NS	**427**	**415**	162	180	NA	11	NS	8.9
Tin	Sn	10,000	**10,000**	10,000	10,000									
Zinc	Zn	10,000	**10,000**	10,000	10,000									
Mercury	**Hg**	11.00	**6.52**	38.40	45.60	NS	2.3	1.66	0.92	**24.3**	NA	DL	NS	DL
SVOCs (PAH)														
Naphthalene		182.0	**85.6**	453.0	914.0									
Acenaphthylene		2,340	**1,510**	10,000	10,000									
Acenaphthene		3,510	**3,280**	10,000	10,000									
Fluorene		2,380	**2,250**	10,000	7,450									
Phenanthrene		10,000	**10,000**	10,000	10,000									
Anthracene		10,000	**10,000**	10,000	10,000									
Fluoranthene		2,400	**2,270**	10,000	7,620									
Pyrene		1,800	**1,710**	10,000	5,720									
Chrysene		**871**	919	1,140	1,540									
Benzo(a)anthracene		12.0	**11.4**	91.8	38.3									
Benzo(b)fluoranthene		**9.88**	10.1	17.8	20.4									
Benzo(k)fluoranthene		120	**114**	918	383									
Dibenzo(a,h)anthracene		1.20	**1.14**	9.18	3.83									
Indeno(1,2,3-cd)pyrene		12.0	**11.4**	91.8	38.3									
Benzo(g,h,i)perylene		1,800	**1,710**	10,000	5,740									
Benzo(a)pyrene		1.20	**1.14**	9.18	3.83									
Petroleum Carbon Ranges (PCR/TPH)														
C6 - C8		1,410	**545**	10,000	10,000									
C9 - C16		2,240	**1,330**	10,000	10,000									
C17 - C35		10,000	**10,000**	10,000	10,000									
VOCs														
Benzene		0.704	**0.279**	9.210	42.200									
Toluene		1,440	**705**	10,000	10,000									
Ethylbenzene		709	**298**	8,240	10,000									
Xylenes (Total)		95.0	**36.8**	1,230.0	10,000.0									
BTEX														
BTEX		-	-	-	-									

Chemical		Risk-based Remediation Goals for Soil				Depth (m below ground level)								
		Urban Residential	Rural Residential	Industrial	Public Parks	13.5								
		(mg/kg)	(mg/kg)	(mg/kg)	(mg/kg)	Grid 27 - BH153								
Metals														
Arsenic	As	22.1	**21.8**	196.0	73.5									
Barium	Ba	10,000	**10,000**	10,000	10,000									
Cadmium	Cd	73.8	**72.8**	653.0	245.0									
Cobalt	Co	1,480	**1,460**	10,000	4,900									
Chromium VI	Cr(VI)	221	**218**	1,960	735									
Copper	Cu	2,950	**2,910**	10,000	9,790	FA								
Molybdenum	Mo	369	**364**	3,260	1,220									
Nickel	Ni	1,480	**1,460**	10,000	4,900									
Lead	Pb	258	**255**	2,290	857	12								
Tin	Sn	10,000	**10,000**	10,000	10,000									
Zinc	Zn	10,000	**10,000**	10,000	10,000									
Mercury	Hg	11.00	**6.52**	38.40	45.60	DL								
SVOCs (PAH)														
Naphthalene		182.0	**85.6**	453.0	914.0									
Acenaphthylene		2,340	**1,510**	10,000	10,000									
Acenaphthene		3,510	**3,280**	10,000	10,000									
Fluorene		2,380	**2,250**	10,000	7,450									
Phenanthrene		10,000	**10,000**	10,000	10,000									
Anthracene		10,000	**10,000**	10,000	10,000									
Fluoranthene		2,400	**2,270**	10,000	7,620									
Pyrene		1,800	**1,710**	10,000	5,720									
Chrysene		**871**	919	1,140	1,540									
Benzo(a)anthracene		12.0	**11.4**	91.8	38.3									
Benzo(b)fluoranthene		**9.88**	10.1	17.8	20.4									
Benzo(k)fluoranthene		120	**114**	918	383									
Dibenzo(a,h)anthracene		1.20	**1.14**	9.18	3.83									
Indeno(1,2,3-cd)pyrene		12.0	**11.4**	91.8	38.3									
Benzo(g,h,i)perylene		1,800	**1,710**	10,000	5,740									
Benzo(a)pyrene		1.20	**1.14**	9.18	3.83									
Petroleum Carbon Ranges (PCR/TPH)														
C6 - C8		1,410	**545**	10,000	10,000									
C9 - C16		2,240	**1,330**	10,000	10,000									
C17 - C35		10,000	**10,000**	10,000	10,000									
VOCs														
Benzene		0.704	**0.279**	9.210	42.200									
Toluene		1,440	**705**	10,000	10,000									
Ethylbenzene		709	**298**	8,240	10,000									
Xylenes (Total)		95.0	**36.8**	1,230.0	10,000.0									
BTEX														
BTEX		-	-	-	-									

Chemical		Risk-based Remediation Goals for Soil				Depth (m below ground level)								
		Urban Residential	Rural Residential	Industrial	Public Parks	0.5	1.5	3.0	4.5	6.0	7.5	9.0	10.5	12.0
		(mg/kg)	(mg/kg)	(mg/kg)	(mg/kg)	Grid 27 - BH156								
Metals														
Arsenic	As	22.1	**21.8**	196.0	73.5	10	7	10	10	14	6.3	4.6	13.4	2.5
Barium	Ba	10,000	**10,000**	10,000	10,000	112	200	113	74	127	56	17.3	14.8	36.9
Cadmium	Cd	73.8	**72.8**	653.0	245.0	0.8	DL	DL	0.5	0.3	0.16	0.04	0.06	DL
Cobalt	Co	1,480	**1,460**	10,000	4,900	4	2	3	2	8	3.4	1.5	4.2	3.2
Chromium VI	Cr(VI)	221	**218**	1,960	735	8	3	4	7	15	11.2	4.92	10.8	2.51
Copper	Cu	2,950	**2,910**	10,000	9,790	62	9	4	13	98	29.5	1.77	7.59	1.65
Molybdenum	Mo	369	**364**	3,260	1,220	2	2	1	1	4	3.5	0.5	2.2	0.6
Nickel	Ni	1,480	**1,460**	10,000	4,900	5	1	1	2	8	4.55	DL	1.95	0.57
Lead	Pb	258	**255**	2,290	857	231	53	22	119	**356**	144	9.12	16.7	17.6
Tin	Sn	10,000	**10,000**	10,000	10,000	22	5	5	11	103	32.5	1.1	1.3	2.1
Zinc	Zn	10,000	**10,000**	10,000	10,000	762	122	149	252	339	90.8	11.9	26.8	46.7
Mercury	Hg	11.00	**6.52**	38.40	45.60	1.2	0.77	0.32	1.74	**12**	**6.99**	0.03	DL	DL
SVOCs (PAH)														
Naphthalene		182.0	**85.6**	453.0	914.0	DL	DL	DL	DL	DL	DL	DL	DL	DL
Acenaphthylene		2,340	**1,510**	10,000	10,000	DL	DL	DL	DL	DL	DL	DL	DL	DL
Acenaphthene		3,510	**3,280**	10,000	10,000	DL	DL	DL	DL	DL	DL	DL	DL	DL
Fluorene		2,380	**2,250**	10,000	7,450	DL	DL	DL	DL	DL	DL	DL	DL	DL
Phenanthrene		10,000	**10,000**	10,000	10,000	DL	DL	DL	DL	1.1	DL	DL	DL	DL
Anthracene		10,000	**10,000**	10,000	10,000	DL	DL	DL	DL	DL	DL	DL	DL	DL
Fluoranthene		2,400	**2,270**	10,000	7,620	0.6	DL	DL	DL	3.1	DL	DL	DL	DL
Pyrene		1,800	**1,710**	10,000	5,720	0.7	DL	DL	DL	3.2	DL	DL	DL	DL
Chrysene		**871**	919	1,140	1,540	0.7	DL	DL	DL	2	DL	DL	DL	DL
Benzo(a)anthracene		12.0	**11.4**	91.8	38.3	0.6	DL	DL	DL	2	DL	DL	DL	DL
Benzo(b)fluoranthene		**9.88**	10.1	17.8	20.4	1	DL	DL	DL	3.3	DL	DL	DL	DL
Benzo(k)fluoranthene		120	**114**	918	383		DL	DL	DL		DL	DL	DL	DL
Dibenzo(a,h)anthracene		1.20	**1.14**	9.18	3.83	DL	DL	DL	DL	DL	DL	DL	DL	DL
Indeno(1,2,3-cd)pyrene		12.0	**11.4**	91.8	38.3	0.8	DL	DL	DL	1.3	DL	DL	DL	DL
Benzo(g,h,i)perylene		1,800	**1,710**	10,000	5,740	0.9	DL	DL	DL	1.1	DL	DL	DL	DL
Benzo(a)pyrene		1.20	**1.14**	9.18	3.83	0.9	DL	DL	DL	**2**	DL	DL	DL	DL
Petroleum Carbon Ranges (PCR/TPH)														
C6 - C8		1,410	**545**	10,000	10,000									
C9 - C16		2,240	**1,330**	10,000	10,000	<265	<252	<252	<252	<404	<252	<252	<252	<252
C17 - C35		10,000	**10,000**	10,000	10,000									
VOCs														
Benzene		0.704	**0.279**	9.210	42.200	DL	DL	DL	DL	DL	DL	DL	DL	DL
Toluene		1,440	**705**	10,000	10,000	DL	DL	DL	DL	DL	DL	DL	DL	DL
Ethylbenzene		709	**298**	8,240	10,000	DL	DL	DL	DL	DL	DL	DL	DL	DL
Xylenes (Total)		95.0	**36.8**	1,230.0	10,000.0	DL	DL	DL	DL	DL	DL	DL	DL	DL
BTEX														
BTEX		-	-	-	-	DL	DL	DL	DL	DL	DL	DL	DL	DL

Chemical		Risk-based Remediation Goals for Soil				Depth (m below ground level)								
		Urban Residential	Rural Residential	Industrial	Public Parks	0.5	1.5	3.0	4.5	6.0	7.5	9.0	10.5	12.0
		(mg/kg)	(mg/kg)	(mg/kg)	(mg/kg)	Grid 28 - BH158								
Metals														
Arsenic	**As**	22.1	**21.8**	196.0	73.5	21	17	7	4	7	**25.4**	3.7	6.9	2.7
Barium	Ba	10,000	**10,000**	10,000	10,000	84	43	81	67	55	180	24.5	21.3	20.6
Cadmium	Cd	73.8	**72.8**	653.0	245.0	DL	DL	0.5	DL	DL	0.75	0.06	0.03	0.05
Cobalt	Co	1,480	**1,460**	10,000	4,900	3	2	3	2	7	8.9	2.1	5.3	1.9
Chromium VI	Cr(VI)	221	**218**	1,960	735	7	4	6	11	8	25.6	5.3	10.5	4.95
Copper	Cu	2,950	**2,910**	10,000	9,790	69	5	13	8	12	148	2.22	14.9	2.43
Molybdenum	Mo	369	**364**	3,260	1,220	3	3	1	DL	2	22.8	DL	3.5	0.9
Nickel	Ni	1,480	**1,460**	10,000	4,900	3	2	4	4	3	15.2	0.23	1.89	DL
Lead	**Pb**	258	**255**	2,290	857	112	95	56	36	46	**904**	8.75	10	10.4
Tin	Sn	10,000	**10,000**	10,000	10,000	8	4	4	2	12	217	1.4	1.2	1.4
Zinc	Zn	10,000	**10,000**	10,000	10,000	148	51	332	82	86	525	15.3	55.3	20.7
Mercury	**Hg**	11.00	**6.52**	38.40	45.60	**8.11**	0.65	1.05	1	1.13	**31.8**	0.04	0.07	0.03
SVOCs (PAH)														
Naphthalene		182.0	**85.6**	453.0	914.0	DL	DL	DL	DL	DL	DL	DL	DL	DL
Acenaphthylene		2,340	**1,510**	10,000	10,000	DL	DL	DL	DL	DL	DL	DL	DL	DL
Acenaphthene		3,510	**3,280**	10,000	10,000	DL	DL	DL	DL	DL	DL	DL	DL	DL
Fluorene		2,380	**2,250**	10,000	7,450	DL	DL	DL	DL	DL	DL	DL	DL	DL
Phenanthrene		10,000	**10,000**	10,000	10,000	DL	DL	DL	DL	DL	0.6	DL	DL	DL
Anthracene		10,000	**10,000**	10,000	10,000	DL	DL	DL	DL	DL	DL	DL	DL	DL
Fluoranthene		2,400	**2,270**	10,000	7,620	0.6	DL	1.2	DL	DL	1.6	DL	DL	DL
Pyrene		1,800	**1,710**	10,000	5,720	0.7	DL	1.2	DL	DL	1.6	DL	DL	DL
Chrysene		**871**	919	1,140	1,540	DL	DL	0.8	DL	DL	1.1	DL	DL	DL
Benzo(a)anthracene		12.0	**11.4**	91.8	38.3	DL	DL	0.7	DL	DL	1	DL	DL	DL
Benzo(b)fluoranthene		**9.88**	10.1	17.8	20.4	DL	DL	1	DL	DL	2	DL	DL	DL
Benzo(k)fluoranthene		120	**114**	918	383	DL	DL		DL	DL		DL	DL	DL
Dibenzo(a,h)anthracene		1.20	**1.14**	9.18	3.83	DL	DL	DL	DL	DL	DL	DL	DL	DL
Indeno(1,2,3-cd)pyrene		12.0	**11.4**	91.8	38.3	DL	DL	0.7	DL	DL	1	DL	DL	DL
Benzo(g,h,i)perylene		1,800	**1,710**	10,000	5,740	DL	DL	0.7	DL	DL	0.9	DL	DL	DL
Benzo(a)pyrene		1.20	**1.14**	9.18	3.83	0.6	DL	0.9	DL	DL	**1.3**	DL	DL	DL
Petroleum Carbon Ranges (PCR/TPH)														
C6 - C8		1,410	**545**	10,000	10,000	<252	<252	<252	<252	<252	<252	<252	<309	<252
C9 - C16		2,240	**1,330**	10,000	10,000									
C17 - C35		10,000	**10,000**	10,000	10,000									
VOCs														
Benzene		0.704	**0.279**	9.210	42.200	DL	DL	DL	DL	DL	DL	DL	DL	DL
Toluene		1,440	**705**	10,000	10,000	DL	DL	DL	DL	DL	DL	DL	DL	DL
Ethylbenzene		709	**298**	8,240	10,000	DL	DL	DL	DL	DL	DL	DL	DL	DL
Xylenes (Total)		95.0	**36.8**	1,230.0	10,000.0	DL	DL	DL	DL	DL	DL	DL	DL	DL
BTEX														
BTEX		-	-	-	-	DL	DL	DL	DL	DL	DL	DL	DL	DL

Chemical		Risk-based Remediation Goals for Soil				Depth (m below ground level)								
		Urban Residential	Rural Residential	Industrial	Public Parks	0.5	1.5	3.0	4.5	6.0	7.5	9.0	10.5	12.0
		(mg/kg)	(mg/kg)	(mg/kg)	(mg/kg)	Grid 29 - BH162								
Metals														
Arsenic	As	22.1	**21.8**	196.0	73.5	1.9	3.6	3.5	12	5.5	16	NS	13	2.4
Barium	Ba	10,000	**10,000**	10,000	10,000	53	470	87	260	110	320	NS	13	17
Cadmium	Cd	73.8	**72.8**	653.0	245.0	0.2	0.2	0.1	1	0.2	0.5	NS	0.05	0.05
Cobalt	Co	1,480	**1,460**	10,000	4,900	1.1	4.5	4	8.1	4.2	4.1	NS	2.9	3.6
Chromium VI	Cr(VI)	221	**218**	1,960	735	3.2	5.7	11	8.7	9.6	12	NS	4	3.1
Copper	Cu	2,950	**2,910**	10,000	9,790	5.2	45	13	60	200	27	NS	1.5	1.5
Molybdenum	Mo	369	**364**	3,260	1,220	1	1.4	DL	1	0.8	20	NS	0.5	0.6
Nickel	Ni	1,480	**1,460**	10,000	4,900	1.6	1.2	6.5	16	9.5	7.7	NS	3.2	2.5
Lead	**Pb**	258	**255**	2,290	857	120	230	36	**510**	130	**2400**	NS	12	11
Tin	Sn	10,000	**10,000**	10,000	10,000	3.3	5.8	3.8	10	29	290	NS	0.7	1
Zinc	Zn	10,000	**10,000**	10,000	10,000	55	92	47	490	350	690	NS	24	32
Mercury	**Hg**	11.00	**6.52**	38.40	45.60	0.2	1.05	0.23	**9.24**	**76.1**	**13.9**	NS	0.03	0.03
SVOCs (PAH)														
Naphthalene		182.0	**85.6**	453.0	914.0	DL	0.092	0.073	DL	DL	0.073	NS	DL	DL
Acenaphthylene		2,340	**1,510**	10,000	10,000	0.18	3.1	0.72	0.81	0.24	0.26	NS	DL	DL
Acenaphthene		3,510	**3,280**	10,000	10,000	DL	0.29	DL	DL	DL	0.17	NS	DL	DL
Fluorene		2,380	**2,250**	10,000	7,450	0.074	0.1	0.082	0.079	DL	0.18	NS	DL	DL
Phenanthrene		10,000	**10,000**	10,000	10,000	0.34	0.59	0.12	0.92	0.37	3.6	NS	DL	DL
Anthracene		10,000	**10,000**	10,000	10,000	0.27	1.5	0.35	0.45	0.23	0.9	NS	DL	DL
Fluoranthene		2,400	**2,270**	10,000	7,620	DL	0.98	1.4	4.7	1.5	11	NS	DL	DL
Pyrene		1,800	**1,710**	10,000	5,720	0.76	5.5	1.7	5	1.8	11	NS	DL	DL
Chrysene		**871**	919	1,140	1,540	0.41	3.9	1.3	1.9	0.68	5.5	NS	DL	DL
Benzo(a)anthracene		12.0	**11.4**	91.8	38.3	0.31	4.8	1.4	2.3	0.72	6.6	NS	DL	DL
Benzo(b)fluoranthene		**9.88**	10.1	17.8	20.4	0.31	6.6	1.9	1.6	0.85	**12**	NS	DL	DL
Benzo(k)fluoranthene		120	**114**	918	383	0.34	7.4	2.2	2.6	0.74	3.8	NS	DL	DL
Dibenzo(a,h)anthracene		1.20	**1.14**	9.18	3.83	DL	**2.9**	0.84	0.6	DL	**1.8**	NS	DL	DL
Indeno(1,2,3-cd)pyrene		12.0	**11.4**	91.8	38.3	DL	3.5	1.1	0.81	0.33	2.7	NS	DL	DL
Benzo(g,h,i)perylene		1,800	**1,710**	10,000	5,740	DL	6.9	2.4	1.8	0.78	7.1	NS	DL	DL
Benzo(a)pyrene		1.20	**1.14**	9.18	3.83	0.21	**9.6**	**2.6**	**2.2**	0.89	**11**	NS	DL	DL
Petroleum Carbon Ranges (PCR/TPH)														
C6 - C8		1,410	**545**	10,000	10,000	<411	**<653**	<290	**<547**	<252	<252	NS	<252	<252
C9 - C16		2,240	**1,330**	10,000	10,000							NS		
C17 - C35		10,000	**10,000**	10,000	10,000							NS		
VOCs														
Benzene		0.704	**0.279**	9.210	42.200	DL	DL	DL	DL	DL	DL	NS	DL	DL
Toluene		1,440	**705**	10,000	10,000	DL	DL	DL	DL	DL	DL	NS	DL	DL
Ethylbenzene		709	**298**	8,240	10,000	DL	DL	DL	DL	DL	DL	NS	DL	DL
Xylenes (Total)		95.0	**36.8**	1,230.0	10,000.0	DL	DL	DL	DL	DL	DL	NS	DL	DL
BTEX														
BTEX		-	-	-	-	DL	DL	DL	DL	DL	DL	NS	DL	DL

Chemical		Risk-based Remediation Goals for Soil				Depth (m below ground level)								
		Urban Residential	Rural Residential	Industrial	Public Parks	13.5	15.0							
		(mg/kg)	(mg/kg)	(mg/kg)	(mg/kg)	Grid 29 - BH162								
Metals														
Arsenic	As	22.1	**21.8**	196.0	73.5	NS	0.8							
Barium	Ba	10,000	**10,000**	10,000	10,000	NS	100							
Cadmium	Cd	73.8	**72.8**	653.0	245.0	NS	0.04							
Cobalt	Co	1,480	**1,460**	10,000	4,900	NS	3.4							
Chromium VI	Cr(VI)	221	**218**	1,960	735	NS	1.8							
Copper	Cu	2,950	**2,910**	10,000	9,790	NS	1.7							
Molybdenum	Mo	369	**364**	3,260	1,220	NS	DL							
Nickel	Ni	1,480	**1,460**	10,000	4,900	NS	1.2							
Lead	Pb	258	**255**	2,290	857	NS	5.4							
Tin	Sn	10,000	**10,000**	10,000	10,000	NS	2.9							
Zinc	Zn	10,000	**10,000**	10,000	10,000	NS	64							
Mercury	Hg	11.00	**6.52**	38.40	45.60	NS	DL							
SVOCs (PAH)														
Naphthalene		182.0	**85.6**	453.0	914.0	NS	DL							
Acenaphthylene		2,340	**1,510**	10,000	10,000	NS	DL							
Acenaphthene		3,510	**3,280**	10,000	10,000	NS	DL							
Fluorene		2,380	**2,250**	10,000	7,450	NS	DL							
Phenanthrene		10,000	**10,000**	10,000	10,000	NS	DL							
Anthracene		10,000	**10,000**	10,000	10,000	NS	DL							
Fluoranthene		2,400	**2,270**	10,000	7,620	NS	DL							
Pyrene		1,800	**1,710**	10,000	5,720	NS	DL							
Chrysene		**871**	919	1,140	1,540	NS	DL							
Benzo(a)anthracene		12.0	**11.4**	91.8	38.3	NS	DL							
Benzo(b)fluoranthene		**9.88**	10.1	17.8	20.4	NS	DL							
Benzo(k)fluoranthene		120	**114**	918	383	NS	DL							
Dibenzo(a,h)anthracene		1.20	**1.14**	9.18	3.83	NS	DL							
Indeno(1,2,3-cd)pyrene		12.0	**11.4**	91.8	38.3	NS	DL							
Benzo(g,h,i)perylene		1,800	**1,710**	10,000	5,740	NS	DL							
Benzo(a)pyrene		1.20	**1.14**	9.18	3.83	NS	DL							
Petroleum Carbon Ranges (PCR/TPH)														
C6 - C8		1,410	**545**	10,000	10,000	NS	<252							
C9 - C16		2,240	**1,330**	10,000	10,000	NS								
C17 - C35		10,000	**10,000**	10,000	10,000	NS								
VOCs														
Benzene		0.704	**0.279**	9.210	42.200	NS	DL							
Toluene		1,440	**705**	10,000	10,000	NS	DL							
Ethylbenzene		709	**298**	8,240	10,000	NS	DL							
Xylenes (Total)		95.0	**36.8**	1,230.0	10,000.0	NS	DL							
BTEX														
BTEX		-	-	-	-	NS	DL							

Chemical		Risk-based Remediation Goals for Soil				Depth (m below ground level)								
		Urban Residential	Rural Residential	Industrial	Public Parks	0.5	1.5	3.0	4.5	6.0	7.5	9.0	10.5	12.0
		(mg/kg)	(mg/kg)	(mg/kg)	(mg/kg)	Grid 30 - BH164								
Metals														
Arsenic	As	22.1	**21.8**	196.0	73.5	1.3	2.7	12	DL	NS	11	NS	1.4	NS
Barium	Ba	10,000	**10,000**	10,000	10,000	18	440	110	160	NS	98	NS	43	NS
Cadmium	Cd	73.8	**72.8**	653.0	245.0	0.06	0.3	0.5	0.1	NS	0.2	NS	0.03	NS
Cobalt	Co	1,480	**1,460**	10,000	4,900	DL	5.2	2.9	6	NS	3	NS	2	NS
Chromium VI	Cr(VI)	221	**218**	1,960	735	0.7	0.7	11	2.9	NS	7.8	NS	1	NS
Copper	Cu	2,950	**2,910**	10,000	9,790	1.4	12	16	1.8	NS	52	NS	0.3	NS
Molybdenum	Mo	369	**364**	3,260	1,220	DL	0.7	0.9	DL	NS	2.8	NS	DL	NS
Nickel	Ni	1,480	**1,460**	10,000	4,900	DL	0.9	8.5	5.5	NS	5.5	NS	0.5	NS
Lead	Pb	258	**255**	2,290	857	27	69	210	4.4	NS	**340**	NS	3.9	NS
Tin	Sn	10,000	**10,000**	10,000	10,000	1.1	3.1	6.1	2.7	NS	100	NS	0.7	NS
Zinc	Zn	10,000	**10,000**	10,000	10,000	14	120	240	56	NS	100	NS	38	NS
Mercury	Hg	11.00	**6.52**	38.40	45.60	0.16	3.01	2.7	0.04	NS	IS	NS	0.03	NS
SVOCs (PAH)														
Naphthalene		182.0	**85.6**	453.0	914.0	DL	DL	DL	DL	NS	DL	NS	DL	NS
Acenaphthylene		2,340	**1,510**	10,000	10,000	DL	0.85	0.23	DL	NS	0.082	NS	DL	NS
Acenaphthene		3,510	**3,280**	10,000	10,000	DL	DL	DL	DL	NS	DL	NS	DL	NS
Fluorene		2,380	**2,250**	10,000	7,450	DL	0.12	0.073	DL	NS	DL	NS	DL	NS
Phenanthrene		10,000	**10,000**	10,000	10,000	DL	0.063	1.1	DL	NS	0.46	NS	DL	NS
Anthracene		10,000	**10,000**	10,000	10,000	DL	0.47	0.49	DL	NS	0.19	NS	DL	NS
Fluoranthene		2,400	**2,270**	10,000	7,620	DL	1.1	1.7	DL	NS	1	NS	DL	NS
Pyrene		1,800	**1,710**	10,000	5,720	DL	1.1	1.9	DL	NS	1.1	NS	DL	NS
Chrysene		**871**	919	1,140	1,540	DL	0.88	1.2	DL	NS	0.93	NS	DL	NS
Benzo(a)anthracene		12.0	**11.4**	91.8	38.3	DL	0.86	1.3	DL	NS	0.81	NS	DL	NS
Benzo(b)fluoranthene		**9.88**	10.1	17.8	20.4	DL	1.5.	1.2	DL	NS	1	NS	DL	NS
Benzo(k)fluoranthene		120	**114**	918	383	DL	1.1	1.8	DL	NS	0.97	NS	DL	NS
Dibenzo(a,h)anthracene		1.20	**1.14**	9.18	3.83	DL	0.2	DL	DL	NS	DL	NS	DL	NS
Indeno(1,2,3-cd)pyrene		12.0	**11.4**	91.8	38.3	DL	0.63	0.49	DL	NS	0.48	NS	DL	NS
Benzo(g,h,i)perylene		1,800	**1,710**	10,000	5,740	DL	1	0.7	DL	NS	0.74	NS	DL	NS
Benzo(a)pyrene		1.20	**1.14**	9.18	3.83	DL	**1.3**	**1.2**	DL	NS	1.1	NS	DL	NS
Petroleum Carbon Ranges (PCR/TPH)														
C6 - C8		1,410	**545**	10,000	10,000	<252	<252	<252	<252	NS	IS	NS	<253	NS
C9 - C16		2,240	**1,330**	10,000	10,000					NS	IS	NS		NS
C17 - C35		10,000	**10,000**	10,000	10,000					NS	IS	NS		NS
VOCs														
Benzene		0.704	**0.279**	9.210	42.200	DL	DL	DL	DL	NS	IS	NS	DL	NS
Toluene		1,440	**705**	10,000	10,000	DL	DL	DL	DL	NS	IS	NS	DL	NS
Ethylbenzene		709	**298**	8,240	10,000	DL	DL	DL	DL	NS	IS	NS	DL	NS
Xylenes (Total)		95.0	**36.8**	1,230.0	10,000.0	DL	DL	DL	DL	NS	IS	NS	DL	NS
BTEX														
BTEX		-	-	-	-	DL	DL	DL	DL	NS	IS	NS	DL	NS

Kennedy Town Comprehensive Development Area
Previous Testing Results

Chemical		Risk-based Remediation Goals for Soil				Depth (m below ground level)								
		Urban Residential	Rural Residential	Industrial	Public Parks	0.5	1.5	3.0	4.5	6.0	7.5	9.0	10.5	12.0
		(mg/kg)	(mg/kg)	(mg/kg)	(mg/kg)	Grid 31 - BH166								
Metals														
Arsenic	As	22.1	**21.8**	196.0	73.5	1.2	1.3	8.4	0.6	NS	NS	1.3	NS	NS
Barium	Ba	10,000	**10,000**	10,000	10,000	12	260	200	92	NS	NS	67	NS	NS
Cadmium	Cd	73.8	**72.8**	653.0	245.0	0.1	0.2	0.2	0.04	NS	NS	0.04	NS	NS
Cobalt	Co	1,480	**1,460**	10,000	4,900	DL	6.9	6.7	3.6	NS	NS	17	NS	NS
Chromium VI	Cr(VI)	221	**218**	1,960	735	1	86	28	4.1	NS	NS	0.9	NS	NS
Copper	Cu	2,950	**2,910**	10,000	9,790	0.9	23	18	1.2	NS	NS	0.6	NS	NS
Molybdenum	Mo	369	**364**	3,260	1,220	DL	DL	DL	DL	NS	NS	24	NS	NS
Nickel	Ni	1,480	**1,460**	10,000	4,900	DL	15	6.6	1.5	NS	NS	1.3	NS	NS
Lead	Pb	258	**255**	2,290	857	24	11	5.6	2.1	NS	NS	12	NS	NS
Tin	Sn	10,000	**10,000**	10,000	10,000	1.4	1.8	2.7	2.4	NS	NS	8.6	NS	NS
Zinc	Zn	10,000	**10,000**	10,000	10,000	10	39	46	52	NS	NS	38	NS	NS
Mercury	Hg	11.00	**6.52**	38.40	45.60	0.02	1.25	0.05	0.08	NS	NS	0.03	NS	NS
SVOCs (PAH)														
Naphthalene		182.0	**85.6**	453.0	914.0	DL	DL	DL	DL	NS	NS	DL	NS	NS
Acenaphthylene		2,340	**1,510**	10,000	10,000	DL	DL	DL	DL	NS	NS	DL	NS	NS
Acenaphthene		3,510	**3,280**	10,000	10,000	DL	DL	DL	DL	NS	NS	DL	NS	NS
Fluorene		2,380	**2,250**	10,000	7,450	DL	DL	DL	DL	NS	NS	DL	NS	NS
Phenanthrene		10,000	**10,000**	10,000	10,000	DL	DL	DL	DL	NS	NS	DL	NS	NS
Anthracene		10,000	**10,000**	10,000	10,000	DL	DL	DL	DL	NS	NS	DL	NS	NS
Fluoranthene		2,400	**2,270**	10,000	7,620	DL	DL	DL	DL	NS	NS	DL	NS	NS
Pyrene		1,800	**1,710**	10,000	5,720	DL	DL	DL	DL	NS	NS	DL	NS	NS
Chrysene		**871**	919	1,140	1,540	DL	DL	DL	DL	NS	NS	DL	NS	NS
Benzo(a)anthracene		12.0	**11.4**	91.8	38.3	DL	DL	DL	DL	NS	NS	DL	NS	NS
Benzo(b)fluoranthene		**9.88**	10.1	17.8	20.4	DL	DL	DL	DL	NS	NS	DL	NS	NS
Benzo(k)fluoranthene		120	**114**	918	383	DL	DL	DL	DL	NS	NS	DL	NS	NS
Dibenzo(a,h)anthracene		1.20	**1.14**	9.18	3.83	DL	DL	DL	DL	NS	NS	DL	NS	NS
Indeno(1,2,3-cd)pyrene		12.0	**11.4**	91.8	38.3	DL	DL	DL	DL	NS	NS	DL	NS	NS
Benzo(g,h,i)perylene		1,800	**1,710**	10,000	5,740	DL	DL	DL	DL	NS	NS	DL	NS	NS
Benzo(a)pyrene		1.20	**1.14**	9.18	3.83	DL	DL	DL	DL	NS	NS	DL	NS	NS
Petroleum Carbon Ranges (PCR/TPH)														
C6 - C8		1,410	**545**	10,000	10,000	<252	<252	<252	<349	NS	NS	<252	NS	NS
C9 - C16		2,240	**1,330**	10,000	10,000					NS	NS		NS	NS
C17 - C35		10,000	**10,000**	10,000	10,000					NS	NS		NS	NS
VOCs														
Benzene		0.704	**0.279**	9.210	42.200	DL	DL	DL	DL	NS	NS	DL	NS	NS
Toluene		1,440	**705**	10,000	10,000	DL	DL	DL	DL	NS	NS	DL	NS	NS
Ethylbenzene		709	**298**	8,240	10,000	DL	DL	DL	DL	NS	NS	DL	NS	NS
Xylenes (Total)		95.0	**36.8**	1,230.0	10,000.0	DL	DL	DL	DL	NS	NS	DL	NS	NS
BTEX														
BTEX		-	-	-	-	DL	DL	DL	DL	NS	NS	DL	NS	NS

Chemical		Risk-based Remediation Goals for Soil				Depth (m below ground level)								
		Urban Residential	Rural Residential	Industrial	Public Parks	0.5	1.5	3.0	4.5	6.0	7.5	9.0	10.5	12.0
		(mg/kg)	(mg/kg)	(mg/kg)	(mg/kg)	Grid 32 - BH101								
Metals														
Arsenic	As	22.1	**21.8**	196.0	73.5								NS	
Barium	Ba	10,000	**10,000**	10,000	10,000								NS	
Cadmium	Cd	73.8	**72.8**	653.0	245.0								NS	
Cobalt	Co	1,480	**1,460**	10,000	4,900								NS	
Chromium VI	Cr(VI)	221	**218**	1,960	735								NS	
Copper	Cu	2,950	**2,910**	10,000	9,790								NS	
Molybdenum	Mo	369	**364**	3,260	1,220								NS	
Nickel	Ni	1,480	**1,460**	10,000	4,900								NS	
Lead	**Pb**	258	**255**	2,290	857	31.9	34.4	**321**	IS	IS	NS	5.6	NS	8
Tin	Sn	10,000	**10,000**	10,000	10,000								NS	
Zinc	Zn	10,000	**10,000**	10,000	10,000								NS	
Mercury	Hg	11.00	**6.52**	38.40	45.60	0.15	0.25	5.37	IS	IS	NS	0.02	NS	DL
SVOCs (PAH)														
Naphthalene		182.0	**85.6**	453.0	914.0	0.5	0.5	0.5	IS	DL	NS	FA	NS	FA
Acenaphthylene		2,340	**1,510**	10,000	10,000					DL	NS	FA	NS	FA
Acenaphthene		3,510	**3,280**	10,000	10,000					DL	NS	FA	NS	FA
Fluorene		2,380	**2,250**	10,000	7,450					DL	NS	FA	NS	FA
Phenanthrene		10,000	**10,000**	10,000	10,000	0.5	0.8	0.5	IS	DL	NS	FA	NS	FA
Anthracene		10,000	**10,000**	10,000	10,000	0.5	0.5	0.5	IS	DL	NS	FA	NS	FA
Fluoranthene		2,400	**2,270**	10,000	7,620	0.5	2.4	0.8	IS	DL	NS	FA	NS	FA
Pyrene		1,800	**1,710**	10,000	5,720	0.5	3.2	1.1	IS	DL	NS	FA	NS	FA
Chrysene		**871**	919	1,140	1,540					DL	NS	FA	NS	FA
Benzo(a)anthracene		12.0	**11.4**	91.8	38.3					DL	NS	FA	NS	FA
Benzo(b)fluoranthene		**9.88**	10.1	17.8	20.4					DL	NS	FA	NS	FA
Benzo(k)fluoranthene		120	**114**	918	383					DL	NS	FA	NS	FA
Dibenzo(a,h)anthracene		1.20	**1.14**	9.18	3.83					DL	NS	FA	NS	FA
Indeno(1,2,3-cd)pyrene		12.0	**11.4**	91.8	38.3					DL	NS	FA	NS	FA
Benzo(g,h,i)perylene		1,800	**1,710**	10,000	5,740					DL	NS	FA	NS	FA
Benzo(a)pyrene		1.20	**1.14**	9.18	3.83	**5**	0.6	0.8	IS	DL	NS	FA	NS	FA
Petroleum Carbon Ranges (PCR/TPH)														
C6 - C8		1,410	**545**	10,000	10,000								NS	
C9 - C16		2,240	**1,330**	10,000	10,000								NS	
C17 - C35		10,000	**10,000**	10,000	10,000								NS	
VOCs														
Benzene		0.704	**0.279**	9.210	42.200								NS	
Toluene		1,440	**705**	10,000	10,000								NS	
Ethylbenzene		709	**298**	8,240	10,000								NS	
Xylenes (Total)		95.0	**36.8**	1,230.0	10,000.0								NS	
BTEX														
BTEX		-	-	-	-								NS	

Chemical		Risk-based Remediation Goals for Soil				Depth (m below ground level)								
		Urban Residential	Rural Residential	Industrial	Public Parks	13.5								
		(mg/kg)	(mg/kg)	(mg/kg)	(mg/kg)	Grid 32 - BH101								
Metals														
Arsenic	As	22.1	**21.8**	196.0	73.5									
Barium	Ba	10,000	**10,000**	10,000	10,000									
Cadmium	Cd	73.8	**72.8**	653.0	245.0									
Cobalt	Co	1,480	**1,460**	10,000	4,900									
Chromium VI	Cr(VI)	221	**218**	1,960	735									
Copper	Cu	2,950	**2,910**	10,000	9,790									
Molybdenum	Mo	369	**364**	3,260	1,220									
Nickel	Ni	1,480	**1,460**	10,000	4,900									
Lead	Pb	258	**255**	2,290	857	1.8								
Tin	Sn	10,000	**10,000**	10,000	10,000									
Zinc	Zn	10,000	**10,000**	10,000	10,000									
Mercury	Hg	11.00	**6.52**	38.40	45.60	DL								
SVOCs (PAH)														
Naphthalene		182.0	**85.6**	453.0	914.0									
Acenaphthylene		2,340	**1,510**	10,000	10,000									
Acenaphthene		3,510	**3,280**	10,000	10,000									
Fluorene		2,380	**2,250**	10,000	7,450									
Phenanthrene		10,000	**10,000**	10,000	10,000									
Anthracene		10,000	**10,000**	10,000	10,000									
Fluoranthene		2,400	**2,270**	10,000	7,620									
Pyrene		1,800	**1,710**	10,000	5,720									
Chrysene		**871**	919	1,140	1,540									
Benzo(a)anthracene		12.0	**11.4**	91.8	38.3									
Benzo(b)fluoranthene		**9.88**	10.1	17.8	20.4									
Benzo(k)fluoranthene		120	**114**	918	383									
Dibenzo(a,h)anthracene		1.20	**1.14**	9.18	3.83									
Indeno(1,2,3-cd)pyrene		12.0	**11.4**	91.8	38.3									
Benzo(g,h,i)perylene		1,800	**1,710**	10,000	5,740									
Benzo(a)pyrene		1.20	**1.14**	9.18	3.83									
Petroleum Carbon Ranges (PCR/TPH)														
C6 - C8		1,410	**545**	10,000	10,000									
C9 - C16		2,240	**1,330**	10,000	10,000									
C17 - C35		10,000	**10,000**	10,000	10,000									
VOCs														
Benzene		0.704	**0.279**	9.210	42.200									
Toluene		1,440	**705**	10,000	10,000									
Ethylbenzene		709	**298**	8,240	10,000									
Xylenes (Total)		95.0	**36.8**	1,230.0	10,000.0									
BTEX														
BTEX		-	-	-	-									

Chemical		Risk-based Remediation Goals for Soil				Depth (m below ground level)								
		Urban Residential	Rural Residential	Industrial	Public Parks	0.5	1.5	3.0	4.5	6.0	7.5	9.0	10.5	12.0
		(mg/kg)	(mg/kg)	(mg/kg)	(mg/kg)	Grid 32 - BH102								
Metals														
Arsenic	As	22.1	**21.8**	196.0	73.5		6.9	3.7				NS		NS
Barium	Ba	10,000	**10,000**	10,000	10,000							NS		NS
Cadmium	Cd	73.8	**72.8**	653.0	245.0		0.2	0.2				NS		NS
Cobalt	Co	1,480	**1,460**	10,000	4,900							NS		NS
Chromium VI	Cr(VI)	221	**218**	1,960	735							NS		NS
Copper	Cu	2,950	**2,910**	10,000	9,790		16	6.6				NS		NS
Molybdenum	Mo	369	**364**	3,260	1,220							NS		NS
Nickel	Ni	1,480	**1,460**	10,000	4,900							NS		NS
Lead	**Pb**	258	**255**	2,290	857	**1900**	60	170	NS	NA	NA	NS	IS	NS
Tin	Sn	10,000	**10,000**	10,000	10,000							NS		NS
Zinc	Zn	10,000	**10,000**	10,000	10,000		53	66				NS		NS
Mercury	Hg	11.00	**6.52**	38.40	45.60	6.4	2	2.95	NS	NA	NA	NS	FA	NS
SVOCs (PAH)														
Naphthalene		182.0	**85.6**	453.0	914.0	DL	DL	DL	NS	NA	NA	NS	DL	NS
Acenaphthylene		2,340	**1,510**	10,000	10,000	0.27	DL	DL	NS	NA	NA	NS	DL	NS
Acenaphthene		3,510	**3,280**	10,000	10,000	DL	DL	DL	NS	NA	NA	NS	DL	NS
Fluorene		2,380	**2,250**	10,000	7,450	DL	DL	DL	NS	NA	NA	NS	DL	NS
Phenanthrene		10,000	**10,000**	10,000	10,000	1.9	DL	DL	NS	NA	NA	NS	DL	NS
Anthracene		10,000	**10,000**	10,000	10,000	0.28	DL	DL	NS	NA	NA	NS	DL	NS
Fluoranthene		2,400	**2,270**	10,000	7,620	3.9	DL	DL	NS	NA	NA	NS	DL	NS
Pyrene		1,800	**1,710**	10,000	5,720	3.6	0.18	DL	NS	NA	NA	NS	DL	NS
Chrysene		**871**	919	1,140	1,540	1.6	DL	DL	NS	NA	NA	NS	DL	NS
Benzo(a)anthracene		12.0	**11.4**	91.8	38.3	1.5	DL	DL	NS	NA	NA	NS	DL	NS
Benzo(b)fluoranthene		**9.88**	10.1	17.8	20.4	3.1	0.27	DL	NS	NA	NA	NS	DL	NS
Benzo(k)fluoranthene		120	**114**	918	383	2.1	0.18	DL	NS	NA	NA	NS	DL	NS
Dibenzo(a,h)anthracene		1.20	**1.14**	9.18	3.83	0.67	DL	DL	NS	NA	NA	NS	DL	NS
Indeno(1,2,3-cd)pyrene		12.0	**11.4**	91.8	38.3	1.2	DL	DL	NS	NA	NA	NS	DL	NS
Benzo(g,h,i)perylene		1,800	**1,710**	10,000	5,740	2.4	DL	DL	NS	NA	NA	NS	DL	NS
Benzo(a)pyrene		1.20	**1.14**	9.18	3.83	**3.2**	DL	DL	NS	NA	NA	NS	DL	NS
Petroleum Carbon Ranges (PCR/TPH)														
C6 - C8		1,410	**545**	10,000	10,000							NS		NS
C9 - C16		2,240	**1,330**	10,000	10,000							NS		NS
C17 - C35		10,000	**10,000**	10,000	10,000							NS		NS
VOCs														
Benzene		0.704	**0.279**	9.210	42.200							NS		NS
Toluene		1,440	**705**	10,000	10,000							NS		NS
Ethylbenzene		709	**298**	8,240	10,000							NS		NS
Xylenes (Total)		95.0	**36.8**	1,230.0	10,000.0							NS		NS
BTEX														
BTEX		-	-	-	-							NS		NS

Kennedy Town Comprehensive Development Area
Previous Testing Results

Chemical		Risk-based Remediation Goals for Soil				Depth (m below ground level)								
		Urban Residential	**Rural Residential**	**Industrial**	**Public Parks**	**0.5**	**1.5**	**3.0**	**4.5**	**6.0**	**7.5**	**9.0**	**10.5**	**12.0**
		(mg/kg)	**(mg/kg)**	**(mg/kg)**	**(mg/kg)**	**Grid 32 - BH103**								
Metals														
Arsenic	As	22.1	**21.8**	196.0	73.5									NS
Barium	Ba	10,000	**10,000**	10,000	10,000									NS
Cadmium	Cd	73.8	**72.8**	653.0	245.0									NS
Cobalt	Co	1,480	**1,460**	10,000	4,900									NS
Chromium VI	Cr(VI)	221	**218**	1,960	735									NS
Copper	Cu	2,950	**2,910**	10,000	9,790									NS
Molybdenum	Mo	369	**364**	3,260	1,220									NS
Nickel	Ni	1,480	**1,460**	10,000	4,900									NS
Lead	**Pb**	258	**255**	2,290	857	41	220	IS	**550**	IS	IS	IS	IS	NS
Tin	Sn	10,000	**10,000**	10,000	10,000									NS
Zinc	Zn	10,000	**10,000**	10,000	10,000									NS
Mercury	**Hg**	11.00	**6.52**	38.40	45.60	IS	**8.56**	IS	1.28	IS	IS	IS	IS	NS
SVOCs (PAH)														
Naphthalene		182.0	**85.6**	453.0	914.0	DL	DL	IS	DL	NA	DL	DL	NA	NS
Acenaphthylene		2,340	**1,510**	10,000	10,000	DL	0.16	IS	0.23	NA	DL	DL	NA	NS
Acenaphthene		3,510	**3,280**	10,000	10,000	DL	DL	IS	DL	NA	DL	DL	NA	NS
Fluorene		2,380	**2,250**	10,000	7,450	DL	DL	IS	DL	NA	DL	DL	NA	NS
Phenanthrene		10,000	**10,000**	10,000	10,000	DL	0.068	IS	0.8	NA	0.18	DL	NA	NS
Anthracene		10,000	**10,000**	10,000	10,000	DL	0.069	IS	0.26	NA	0.078	DL	NA	NS
Fluoranthene		2,400	**2,270**	10,000	7,620	DL	0.48	IS	1	NA	0.25	DL	NA	NS
Pyrene		1,800	**1,710**	10,000	5,720	DL	0.5	IS	1.1	NA	0.31	DL	NA	NS
Chrysene		**871**	919	1,140	1,540	DL	0.29	IS	0.52	NA	DL	DL	NA	NS
Benzo(a)anthracene		12.0	**11.4**	91.8	38.3	DL	0.28	IS	0.5	NA	DL	DL	NA	NS
Benzo(b)fluoranthene		**9.88**	10.1	17.8	20.4	DL	0.41	IS	0.69	NA	DL	DL	NA	NS
Benzo(k)fluoranthene		120	**114**	918	383	DL	0.34	IS	0.72	NA	DL	DL	NA	NS
Dibenzo(a,h)anthracene		1.20	**1.14**	9.18	3.83	DL	0.21	IS	0.2	NA	DL	DL	NA	NS
Indeno(1,2,3-cd)pyrene		12.0	**11.4**	91.8	38.3	DL	0.25	IS	0.24	NA	DL	DL	NA	NS
Benzo(g,h,i)perylene		1,800	**1,710**	10,000	5,740	DL	0.56	IS	0.6	NA	DL	DL	NA	NS
Benzo(a)pyrene		1.20	**1.14**	9.18	3.83	DL	0.44	IS	0.68	NA	DL	DL	NA	NS
Petroleum Carbon Ranges (PCR/TPH)														
C6 - C8		1,410	**545**	10,000	10,000									NS
C9 - C16		2,240	**1,330**	10,000	10,000									NS
C17 - C35		10,000	**10,000**	10,000	10,000									NS
VOCs														
Benzene		0.704	**0.279**	9.210	42.200									NS
Toluene		1,440	**705**	10,000	10,000									NS
Ethylbenzene		709	**298**	8,240	10,000									NS
Xylenes (Total)		95.0	**36.8**	1,230.0	10,000.0									NS
BTEX														
BTEX		-	-	-	-									NS

Chemical		Risk-based Remediation Goals for Soil				Depth (m below ground level)								
		Urban Residential	**Rural Residential**	**Industrial**	**Public Parks**	**0.5**	**1.5**	**3.0**	**4.5**	**6.0**	**7.5**	**9.0**	**10.5**	**12.0**
		(mg/kg)	**(mg/kg)**	**(mg/kg)**	**(mg/kg)**	**Grid 32 - BH106**								
Metals														
Arsenic	As	22.1	**21.8**	196.0	73.5						NS	NS		
Barium	Ba	10,000	**10,000**	10,000	10,000						NS	NS		
Cadmium	Cd	73.8	**72.8**	653.0	245.0						NS	NS		
Cobalt	Co	1,480	**1,460**	10,000	4,900						NS	NS		
Chromium VI	Cr(VI)	221	**218**	1,960	735						NS	NS		
Copper	Cu	2,950	**2,910**	10,000	9,790						NS	NS		
Molybdenum	Mo	369	**364**	3,260	1,220						NS	NS		
Nickel	Ni	1,480	**1,460**	10,000	4,900						NS	NS		
Lead	**Pb**	258	**255**	2,290	857	130	48	**470**	**1200**	FA	NS	NS	FA	FA
Tin	Sn	10,000	**10,000**	10,000	10,000						NS	NS		
Zinc	Zn	10,000	**10,000**	10,000	10,000						NS	NS		
Mercury	Hg	11.00	**6.52**	38.40	45.60	5.74	1.08	1	4.41	FA	NS	NS	FA	FA
SVOCs (PAH)														
Naphthalene		182.0	**85.6**	453.0	914.0	DL	DL	DL	DL	0.21	NS	NS	DL	DL
Acenaphthylene		2,340	**1,510**	10,000	10,000	0.056	DL	DL	DL	0.19	NS	NS	DL	DL
Acenaphthene		3,510	**3,280**	10,000	10,000	DL	DL	DL	DL	0.21	NS	NS	DL	DL
Fluorene		2,380	**2,250**	10,000	7,450	DL	DL	DL	DL	0.33	NS	NS	DL	DL
Phenanthrene		10,000	**10,000**	10,000	10,000	DL	DL	0.069	0.39	2	NS	NS	DL	DL
Anthracene		10,000	**10,000**	10,000	10,000	DL	DL	DL	0.096	0.75	NS	NS	DL	DL
Fluoranthene		2,400	**2,270**	10,000	7,620	DL	DL	0.28	1.1	4.3	NS	NS	DL	DL
Pyrene		1,800	**1,710**	10,000	5,720	0.18	DL	0.53	0.95	4.3	NS	NS	DL	DL
Chrysene		**871**	919	1,140	1,540	DL	DL	0.31	0.84	2.5	NS	NS	DL	DL
Benzo(a)anthracene		12.0	**11.4**	91.8	38.3	DL	DL	0.3	0.83	2.7	NS	NS	DL	DL
Benzo(b)fluoranthene		**9.88**	10.1	17.8	20.4	0.18	DL	0.38	1.1	2.9	NS	NS	DL	DL
Benzo(k)fluoranthene		120	**114**	918	383	DL	DL	0.2	0.58	1.7	NS	NS	DL	DL
Dibenzo(a,h)anthracene		1.20	**1.14**	9.18	3.83	DL	DL	DL	0.22	0.67	NS	NS	DL	DL
Indeno(1,2,3-cd)pyrene		12.0	**11.4**	91.8	38.3	DL	DL	0.34	0.85	2	NS	NS	DL	DL
Benzo(g,h,i)perylene		1,800	**1,710**	10,000	5,740	0.21	DL	0.39	0.9	2.8	NS	NS	DL	DL
Benzo(a)pyrene		1.20	**1.14**	9.18	3.83	0.24	DL	0.56	**1.2**	**3.8**	NS	NS	DL	DL
Petroleum Carbon Ranges (PCR/TPH)														
C6 - C8		1,410	**545**	10,000	10,000									NS
C9 - C16		2,240	**1,330**	10,000	10,000									NS
C17 - C35		10,000	**10,000**	10,000	10,000									NS
VOCs														
Benzene		0.704	**0.279**	9.210	42.200									NS
Toluene		1,440	**705**	10,000	10,000									NS
Ethylbenzene		709	**298**	8,240	10,000									NS
Xylenes (Total)		95.0	**36.8**	1,230.0	10,000.0									NS
BTEX														
BTEX		-	-	-	-									NS

Kennedy Town Comprehensive Development Area
Previous Testing Results

Chemical		Risk-based Remediation Goals for Soil				Depth (m below ground level)								
		Urban Residential	Rural Residential	Industrial	Public Parks	0.5	1.5	3.0	4.5	6.0	7.5	9.0	10.5	12.0
		(mg/kg)	(mg/kg)	(mg/kg)	(mg/kg)	Grid 32 - BH107								
Metals														
Arsenic	As	22.1	**21.8**	196.0	73.5								NS	NS
Barium	Ba	10,000	**10,000**	10,000	10,000								NS	NS
Cadmium	Cd	73.8	**72.8**	653.0	245.0								NS	NS
Cobalt	Co	1,480	**1,460**	10,000	4,900								NS	NS
Chromium VI	Cr(VI)	221	**218**	1,960	735								NS	NS
Copper	Cu	2,950	**2,910**	10,000	9,790								NS	NS
Molybdenum	Mo	369	**364**	3,260	1,220								NS	NS
Nickel	Ni	1,480	**1,460**	10,000	4,900								NS	NS
Lead	Pb	258	**255**	2,290	857	24	86	NA	94	FA	FA	FA	NS	NS
Tin	Sn	10,000	**10,000**	10,000	10,000								NS	NS
Zinc	Zn	10,000	**10,000**	10,000	10,000								NS	NS
Mercury	Hg	11.00	**6.52**	38.40	45.60	0.5	5.01	NA	2.06	FA	FA	FA	NS	NS
SVOCs (PAH)														
Naphthalene		182.0	**85.6**	453.0	914.0	DL	0.055	NA	DL	DL	DL	DL	NS	NS
Acenaphthylene		2,340	**1,510**	10,000	10,000	DL	0.22	NA	DL	DL	DL	DL	NS	NS
Acenaphthene		3,510	**3,280**	10,000	10,000	DL	DL	NA	DL	DL	DL	DL	NS	NS
Fluorene		2,380	**2,250**	10,000	7,450	DL	DL	NA	DL	DL	DL	DL	NS	NS
Phenanthrene		10,000	**10,000**	10,000	10,000	DL	1.4	NA	DL	DL	DL	0.07	NS	NS
Anthracene		10,000	**10,000**	10,000	10,000	DL	0.084	NA	DL	DL	DL	DL	NS	NS
Fluoranthene		2,400	**2,270**	10,000	7,620	DL	2.4	NA	DL	0.19	DL	DL	NS	NS
Pyrene		1,800	**1,710**	10,000	5,720	DL	2.4	NA	DL	0.2	DL	0.18	NS	NS
Chrysene		**871**	919	1,140	1,540	DL	1.3	NA	DL	DL	DL	DL	NS	NS
Benzo(a)anthracene		12.0	**11.4**	91.8	38.3	DL	0.51	NA	DL	DL	DL	DL	NS	NS
Benzo(b)fluoranthene		**9.88**	10.1	17.8	20.4	DL	1.1	NA	DL	DL	DL	DL	NS	NS
Benzo(k)fluoranthene		120	**114**	918	383	DL	0.68	NA	DL	DL	DL	DL	NS	NS
Dibenzo(a,h)anthracene		1.20	**1.14**	9.18	3.83	DL	0.22	NA	DL	DL	DL	DL	NS	NS
Indeno(1,2,3-cd)pyrene		12.0	**11.4**	91.8	38.3	DL	1.1	NA	DL	DL	DL	DL	NS	NS
Benzo(g,h,i)perylene		1,800	**1,710**	10,000	5,740	DL	1.3	NA	DL	DL	DL	DL	NS	NS
Benzo(a)pyrene		1.20	**1.14**	9.18	3.83	DL	**1.7**	NA	0.18	0.18	DL	DL	NS	NS
Petroleum Carbon Ranges (PCR/TPH)														
C6 - C8		1,410	**545**	10,000	10,000									NS
C9 - C16		2,240	**1,330**	10,000	10,000									NS
C17 - C35		10,000	**10,000**	10,000	10,000									NS
VOCs														
Benzene		0.704	**0.279**	9.210	42.200									NS
Toluene		1,440	**705**	10,000	10,000									NS
Ethylbenzene		709	**298**	8,240	10,000									NS
Xylenes (Total)		95.0	**36.8**	1,230.0	10,000.0									NS
BTEX														
BTEX		-	-	-	-									NS

Chemical		Risk-based Remediation Goals for Soil				Depth (m below ground level)								
		Urban Residential	Rural Residential	Industrial	Public Parks	13.5	15.0							
		(mg/kg)	(mg/kg)	(mg/kg)	(mg/kg)	Grid 32 - BH107								
Metals														
Arsenic	As	22.1	**21.8**	196.0	73.5	NS								
Barium	Ba	10,000	**10,000**	10,000	10,000	NS								
Cadmium	Cd	73.8	**72.8**	653.0	245.0	NS								
Cobalt	Co	1,480	**1,460**	10,000	4,900	NS								
Chromium VI	Cr(VI)	221	**218**	1,960	735	NS								
Copper	Cu	2,950	**2,910**	10,000	9,790	NS								
Molybdenum	Mo	369	**364**	3,260	1,220	NS								
Nickel	Ni	1,480	**1,460**	10,000	4,900	NS								
Lead	Pb	258	**255**	2,290	857	NS								
Tin	Sn	10,000	**10,000**	10,000	10,000	NS								
Zinc	Zn	10,000	**10,000**	10,000	10,000	NS								
Mercury	Hg	11.00	**6.52**	38.40	45.60	NS								
SVOCs (PAH)														
Naphthalene		182.0	**85.6**	453.0	914.0	NS	DL							
Acenaphthylene		2,340	**1,510**	10,000	10,000	NS	DL							
Acenaphthene		3,510	**3,280**	10,000	10,000	NS	DL							
Fluorene		2,380	**2,250**	10,000	7,450	NS	DL							
Phenanthrene		10,000	**10,000**	10,000	10,000	NS	DL							
Anthracene		10,000	**10,000**	10,000	10,000	NS	DL							
Fluoranthene		2,400	**2,270**	10,000	7,620	NS	DL							
Pyrene		1,800	**1,710**	10,000	5,720	NS	DL							
Chrysene		**871**	919	1,140	1,540	NS	DL							
Benzo(a)anthracene		12.0	**11.4**	91.8	38.3	NS	DL							
Benzo(b)fluoranthene		**9.88**	10.1	17.8	20.4	NS	DL							
Benzo(k)fluoranthene		120	**114**	918	383	NS	DL							
Dibenzo(a,h)anthracene		1.20	**1.14**	9.18	3.83	NS	DL							
Indeno(1,2,3-cd)pyrene		12.0	**11.4**	91.8	38.3	NS	DL							
Benzo(g,h,i)perylene		1,800	**1,710**	10,000	5,740	NS	DL							
Benzo(a)pyrene		1.20	**1.14**	9.18	3.83	NS	DL							
Petroleum Carbon Ranges (PCR/TPH)														
C6 - C8		1,410	**545**	10,000	10,000	NS								
C9 - C16		2,240	**1,330**	10,000	10,000	NS								
C17 - C35		10,000	**10,000**	10,000	10,000	NS								
VOCs														
Benzene		0.704	**0.279**	9.210	42.200	NS								
Toluene		1,440	**705**	10,000	10,000	NS								
Ethylbenzene		709	**298**	8,240	10,000	NS								
Xylenes (Total)		95.0	**36.8**	1,230.0	10,000.0	NS								
BTEX														
BTEX		-	-	-	-	NS								

Kennedy Town Comprehensive Development Area
Previous Testing Results

Chemical		Risk-based Remediation Goals for Soil				Depth (m below ground level)								
		Urban Residential	**Rural Residential**	**Industrial**	**Public Parks**	**0.5**	**1.5**	**3.0**	**4.5**	**6.0**	**7.5**	**9.0**	**10.5**	**12.0**
		(mg/kg)	**(mg/kg)**	**(mg/kg)**	**(mg/kg)**	**Grid 32 - BH168**								
Metals														
Arsenic	As	22.1	**21.8**	196.0	73.5	1.6	4.9	2.7	12	NS	2.3	NS	NS	NS
Barium	Ba	10,000	**10,000**	10,000	10,000	65	400	190	190	NS	110	NS	NS	NS
Cadmium	Cd	73.8	**72.8**	653.0	245.0	0.1	0.3	0.1	0.3	NS	0.07	NS	NS	NS
Cobalt	Co	1,480	**1,460**	10,000	4,900	1.2	17	6	4.8	NS	4.2	NS	NS	NS
Chromium VI	Cr(VI)	221	**218**	1,960	735	3	11	1.4	13	NS	0.8	NS	NS	NS
Copper	Cu	2,950	**2,910**	10,000	9,790	5.1	24	3	100	NS	3.6	NS	NS	NS
Molybdenum	Mo	369	**364**	3,260	1,220	DL	3	DL	0.7	NS	DL	NS	NS	NS
Nickel	Ni	1,480	**1,460**	10,000	4,900	1.5	7.1	1.6	9.6	NS	DL	NS	NS	NS
Lead	**Pb**	258	**255**	2,290	857	40	150	3.5	**460**	NS	11	NS	NS	NS
Tin	Sn	10,000	**10,000**	10,000	10,000	2.5	12	4.4	810	NS	2.1	NS	NS	NS
Zinc	Zn	10,000	**10,000**	10,000	10,000	50	230	84	280	NS	45	NS	NS	NS
Mercury	**Hg**	11.00	**6.52**	38.40	45.60	0.19	1.74	0.05	**13.3**	NS	DL	NS	NS	NS
SVOCs (PAH)														
Naphthalene		182.0	**85.6**	453.0	914.0	DL	DL	DL	DL	NS	DL	NS	NS	NS
Acenaphthylene		2,340	**1,510**	10,000	10,000	DL	DL	DL	0.61	NS	DL	NS	NS	NS
Acenaphthene		3,510	**3,280**	10,000	10,000	DL	DL	DL	DL	NS	DL	NS	NS	NS
Fluorene		2,380	**2,250**	10,000	7,450	DL	DL	DL	DL	NS	DL	NS	NS	NS
Phenanthrene		10,000	**10,000**	10,000	10,000	DL	DL	DL	0.33	NS	DL	NS	NS	NS
Anthracene		10,000	**10,000**	10,000	10,000	DL	DL	DL	0.15	NS	DL	NS	NS	NS
Fluoranthene		2,400	**2,270**	10,000	7,620	DL	DL	DL	1.6	NS	DL	NS	NS	NS
Pyrene		1,800	**1,710**	10,000	5,720	DL	DL	DL	1.7	NS	DL	NS	NS	NS
Chrysene		**871**	919	1,140	1,540	DL	DL	DL	0.93	NS	DL	NS	NS	NS
Benzo(a)anthracene		12.0	**11.4**	91.8	38.3	DL	DL	DL	1.1	NS	DL	NS	NS	NS
Benzo(b)fluoranthene		**9.88**	10.1	17.8	20.4	DL	DL	DL	1.7	NS	DL	NS	NS	NS
Benzo(k)fluoranthene		120	**114**	918	383	DL	DL	DL	0.75	NS	DL	NS	NS	NS
Dibenzo(a,h)anthracene		1.20	**1.14**	9.18	3.83	DL	DL	DL	0.27	NS	DL	NS	NS	NS
Indeno(1,2,3-cd)pyrene		12.0	**11.4**	91.8	38.3	DL	DL	DL	0.59	NS	DL	NS	NS	NS
Benzo(g,h,i)perylene		1,800	**1,710**	10,000	5,740	DL	DL	DL	0.91	NS	DL	NS	NS	NS
Benzo(a)pyrene		1.20	**1.14**	9.18	3.83	DL	DL	DL	**1.3**	NS	DL	NS	NS	NS
Petroleum Carbon Ranges (PCR/TPH)														
C6 - C8		1,410	**545**	10,000	10,000	<252	<252	<252	<252	NS	<252	NS	NS	NS
C9 - C16		2,240	**1,330**	10,000	10,000					NS		NS	NS	NS
C17 - C35		10,000	**10,000**	10,000	10,000					NS		NS	NS	NS
VOCs														
Benzene		0.704	**0.279**	9.210	42.200	DL	DL	DL	DL	NS	DL	NS	NS	NS
Toluene		1,440	**705**	10,000	10,000	DL	DL	DL	DL	NS	DL	NS	NS	NS
Ethylbenzene		709	**298**	8,240	10,000	DL	DL	DL	DL	NS	DL	NS	NS	NS
Xylenes (Total)		95.0	**36.8**	1,230.0	10,000.0	DL	DL	DL	DL	NS	DL	NS	NS	NS
BTEX														
BTEX		-	-	-	-	DL	DL	DL	DL	NS	DL	NS	NS	NS

Chemical		Risk-based Remediation Goals for Soil				Depth (m below ground level)								
		Urban Residential	**Rural Residential**	**Industrial**	**Public Parks**	**0.5**	**1.5**	**3.0**	**4.5**	**6.0**	**7.5**	**9.0**	**10.5**	**12.0**
		(mg/kg)	**(mg/kg)**	**(mg/kg)**	**(mg/kg)**	**Grid 33R - BH36**								
Metals														
Arsenic	As	22.1	**21.8**	196.0	73.5									NS
Barium	Ba	10,000	**10,000**	10,000	10,000									NS
Cadmium	Cd	73.8	**72.8**	653.0	245.0	15	1.5	0.3	0.1	FA	FA	FA	FA	NS
Cobalt	Co	1,480	**1,460**	10,000	4,900									NS
Chromium VI	Cr(VI)	221	**218**	1,960	735									NS
Copper	Cu	2,950	**2,910**	10,000	9,790	6.2	270	74	6.6	FA	FA	FA	FA	NS
Molybdenum	Mo	369	**364**	3,260	1,220									NS
Nickel	Ni	1,480	**1,460**	10,000	4,900									NS
Lead	**Pb**	258	**255**	2,290	857	150	**1300**	120	170	FA	FA	FA	FA	NS
Tin	Sn	10,000	**10,000**	10,000	10,000									NS
Zinc	Zn	10,000	**10,000**	10,000	10,000	240	1500	160	64	FA	FA	FA	FA	NS
Mercury	Hg	11.00	**6.52**	38.40	45.60	0.15	3.95	0.12	0.19	FA	FA	FA	FA	NS
SVOCs (PAH)														
Naphthalene		182.0	**85.6**	453.0	914.0									NS
Acenaphthylene		2,340	**1,510**	10,000	10,000									NS
Acenaphthene		3,510	**3,280**	10,000	10,000									NS
Fluorene		2,380	**2,250**	10,000	7,450									NS
Phenanthrene		10,000	**10,000**	10,000	10,000									NS
Anthracene		10,000	**10,000**	10,000	10,000									NS
Fluoranthene		2,400	**2,270**	10,000	7,620									NS
Pyrene		1,800	**1,710**	10,000	5,720									NS
Chrysene		**871**	919	1,140	1,540									NS
Benzo(a)anthracene		12.0	**11.4**	91.8	38.3									NS
Benzo(b)fluoranthene		**9.88**	10.1	17.8	20.4									NS
Benzo(k)fluoranthene		120	**114**	918	383									NS
Dibenzo(a,h)anthracene		1.20	**1.14**	9.18	3.83									NS
Indeno(1,2,3-cd)pyrene		12.0	**11.4**	91.8	38.3									NS
Benzo(g,h,i)perylene		1,800	**1,710**	10,000	5,740									NS
Benzo(a)pyrene		1.20	**1.14**	9.18	3.83									NS
Petroleum Carbon Ranges (PCR/TPH)														
C6 - C8		1,410	**545**	10,000	10,000	<252	<252	<252	<270	<252	<252	<252	<252	NS
C9 - C16		2,240	**1,330**	10,000	10,000									NS
C17 - C35		10,000	**10,000**	10,000	10,000									NS
VOCs														
Benzene		0.704	**0.279**	9.210	42.200									NS
Toluene		1,440	**705**	10,000	10,000									NS
Ethylbenzene		709	**298**	8,240	10,000									NS
Xylenes (Total)		95.0	**36.8**	1,230.0	10,000.0									NS
BTEX														
BTEX		-	-	-	-									NS

Kennedy Town Comprehensive Development Area
Previous Testing Results

Chemical		Risk-based Remediation Goals for Soil				Depth (m below ground level)								
		Urban Residential	**Rural Residential**	**Industrial**	**Public Parks**	**0.5**	**1.5**	**3.0**	**4.5**	**6.0**	**7.5**	**9.0**	**10.5**	**12.0**
		(mg/kg)	**(mg/kg)**	**(mg/kg)**	**(mg/kg)**	**Grid 33R - BH155**								
Metals														
Arsenic	**As**	22.1	**21.8**	196.0	73.5	10	11	10	**33**	3	NS	NS	NS	NS
Barium	Ba	10,000	**10,000**	10,000	10,000	177	109	120	89	398	NS	NS	NS	NS
Cadmium	Cd	73.8	**72.8**	653.0	245.0	1	0.3	0.3	1	DL	NS	NS	NS	NS
Cobalt	Co	1,480	**1,460**	10,000	4,900	5	4	8	7	2	NS	NS	NS	NS
Chromium VI	Cr(VI)	221	**218**	1,960	735	10	5	6	8	7	NS	NS	NS	NS
Copper	Cu	2,950	**2,910**	10,000	9,790	125	20	8	68	2	NS	NS	NS	NS
Molybdenum	Mo	369	**364**	3,260	1,220	2	2	2	2	4	NS	NS	NS	NS
Nickel	Ni	1,480	**1,460**	10,000	4,900	9	4	4	14	2	NS	NS	NS	NS
Lead	**Pb**	258	**255**	2,290	857	**311**	**311**	111	**465**	17	NS	NS	NS	NS
Tin	Sn	10,000	**10,000**	10,000	10,000	65	9	9	52	2	NS	NS	NS	NS
Zinc	Zn	10,000	**10,000**	10,000	10,000	838	257	451	668	51	NS	NS	NS	NS
Mercury	**Hg**	11.00	**6.52**	38.40	45.60	**17.5**	2.09	1.18	2.77	DL	NS	NS	NS	NS
SVOCs (PAH)														
Naphthalene		182.0	**85.6**	453.0	914.0	DL	DL	DL	DL	DL	NS	NS	NS	NS
Acenaphthylene		2,340	**1,510**	10,000	10,000	DL	DL	DL	DL	DL	NS	NS	NS	NS
Acenaphthene		3,510	**3,280**	10,000	10,000	DL	DL	DL	DL	DL	NS	NS	NS	NS
Fluorene		2,380	**2,250**	10,000	7,450	DL	DL	DL	DL	DL	NS	NS	NS	NS
Phenanthrene		10,000	**10,000**	10,000	10,000	1.5	DL	DL	DL	DL	NS	NS	NS	NS
Anthracene		10,000	**10,000**	10,000	10,000	DL	DL	DL	DL	DL	NS	NS	NS	NS
Fluoranthene		2,400	**2,270**	10,000	7,620	2.3	DL	DL	DL	DL	NS	NS	NS	NS
Pyrene		1,800	**1,710**	10,000	5,720	2.5	DL	DL	DL	DL	NS	NS	NS	NS
Chrysene		**871**	919	1,140	1,540	1.4	DL	DL	DL	DL	NS	NS	NS	NS
Benzo(a)anthracene		12.0	**11.4**	91.8	38.3	1	DL	DL	DL	DL	NS	NS	NS	NS
Benzo(b)fluoranthene		**9.88**	10.1	17.8	20.4	2.2	DL	DL	DL	DL	NS	NS	NS	NS
Benzo(k)fluoranthene		120	**114**	918	383		DL	DL	DL	DL	NS	NS	NS	NS
Dibenzo(a,h)anthracene		1.20	**1.14**	9.18	3.83	DL	DL	DL	DL	DL	NS	NS	NS	NS
Indeno(1,2,3-cd)pyrene		12.0	**11.4**	91.8	38.3	1.1	DL	DL	DL	DL	NS	NS	NS	NS
Benzo(g,h,i)perylene		1,800	**1,710**	10,000	5,740	1	DL	DL	DL	DL	NS	NS	NS	NS
Benzo(a)pyrene		1.20	**1.14**	9.18	3.83	**1.3**	DL	DL	DL	DL	NS	NS	NS	NS
Petroleum Carbon Ranges (PCR/TPH)														
C6 - C8		1,410	**545**	10,000	10,000	<252	<252	<252	<368	<252	NS	NS	NS	NS
C9 - C16		2,240	**1,330**	10,000	10,000						NS	NS	NS	NS
C17 - C35		10,000	**10,000**	10,000	10,000						NS	NS	NS	NS
VOCs														
Benzene		0.704	**0.279**	9.210	42.200	DL	DL	DL	DL	DL	NS	NS	NS	NS
Toluene		1,440	**705**	10,000	10,000	DL	DL	DL	DL	DL	NS	NS	NS	NS
Ethylbenzene		709	**298**	8,240	10,000	DL	DL	DL	DL	DL	NS	NS	NS	NS
Xylenes (Total)		95.0	**36.8**	1,230.0	10,000.0	DL	DL	DL	DL	DL	NS	NS	NS	NS
BTEX														
BTEX		-	-	-	-	DL	DL	DL	DL	DL	NS	NS	NS	NS

Chemical		Risk-based Remediation Goals for Soil				Depth (m below ground level)								
		Urban Residential	**Rural Residential**	**Industrial**	**Public Parks**	**0.5**	**1.5**	**3.0**	**4.5**	**6.0**	**7.5**	**9.0**	**10.5**	**12.0**
		(mg/kg)	**(mg/kg)**	**(mg/kg)**	**(mg/kg)**	**Grid 34 - BH157**								
Metals														
Arsenic	**As**	22.1	**21.8**	196.0	73.5	**24**	**30**	**44**	15	3	NS	NS	NS	NS
Barium	Ba	10,000	**10,000**	10,000	10,000	174	77	152	87	183	NS	NS	NS	NS
Cadmium	Cd	73.8	**72.8**	653.0	245.0	0.5	0.8	6.2	0.5	DL	NS	NS	NS	NS
Cobalt	Co	1,480	**1,460**	10,000	4,900	6	2	13	4	2	NS	NS	NS	NS
Chromium VI	Cr(VI)	221	**218**	1,960	735	10	6	21	15	4	NS	NS	NS	NS
Copper	Cu	2,950	**2,910**	10,000	9,790	29	26	144	12	4	NS	NS	NS	NS
Molybdenum	Mo	369	**364**	3,260	1,220	2	2	2	2	DL	NS	NS	NS	NS
Nickel	Ni	1,480	**1,460**	10,000	4,900	8	4	35	6	DL	NS	NS	NS	NS
Lead	**Pb**	258	**255**	2,290	857	183	222	**509**	64	11	NS	NS	NS	NS
Tin	Sn	10,000	**10,000**	10,000	10,000	5	11	53	4	3	NS	NS	NS	NS
Zinc	Zn	10,000	**10,000**	10,000	10,000	329	481	3340	337	55	NS	NS	NS	NS
Mercury	**Hg**	11.00	**6.52**	38.40	45.60	**66.6**	2.21	1.23	0.37	DL	NS	NS	NS	NS
SVOCs (PAH)														
Naphthalene		182.0	**85.6**	453.0	914.0	DL	DL	DL	DL	DL	NS	NS	NS	NS
Acenaphthylene		2,340	**1,510**	10,000	10,000	DL	DL	DL	DL	DL	NS	NS	NS	NS
Acenaphthene		3,510	**3,280**	10,000	10,000	DL	DL	DL	DL	DL	NS	NS	NS	NS
Fluorene		2,380	**2,250**	10,000	7,450	DL	DL	DL	DL	DL	NS	NS	NS	NS
Phenanthrene		10,000	**10,000**	10,000	10,000	DL	DL	DL	DL	DL	NS	NS	NS	NS
Anthracene		10,000	**10,000**	10,000	10,000	DL	DL	DL	DL	DL	NS	NS	NS	NS
Fluoranthene		2,400	**2,270**	10,000	7,620	DL	0.8	0.7	DL	DL	NS	NS	NS	NS
Pyrene		1,800	**1,710**	10,000	5,720	DL	1.1	0.8	DL	DL	NS	NS	NS	NS
Chrysene		**871**	919	1,140	1,540	DL	0.6	0.7	DL	DL	NS	NS	NS	NS
Benzo(a)anthracene		12.0	**11.4**	91.8	38.3	DL	0.6	0.6	DL	DL	NS	NS	NS	NS
Benzo(b)fluoranthene		**9.88**	10.1	17.8	20.4	DL	1	2	DL	DL	NS	NS	NS	NS
Benzo(k)fluoranthene		120	**114**	918	383	DL			DL	DL	NS	NS	NS	NS
Dibenzo(a,h)anthracene		1.20	**1.14**	9.18	3.83	DL	DL	DL	DL	DL	NS	NS	NS	NS
Indeno(1,2,3-cd)pyrene		12.0	**11.4**	91.8	38.3	DL	0.6	0.8	DL	DL	NS	NS	NS	NS
Benzo(g,h,i)perylene		1,800	**1,710**	10,000	5,740	DL	0.6	0.7	DL	DL	NS	NS	NS	NS
Benzo(a)pyrene		1.20	**1.14**	9.18	3.83	DL	0.8	1	DL	DL	NS	NS	NS	NS
Petroleum Carbon Ranges (PCR/TPH)														
C6 - C8		1,410	**545**	10,000	10,000	<252	<252	<252	<252	<252	NS	NS	NS	NS
C9 - C16		2,240	**1,330**	10,000	10,000						NS	NS	NS	NS
C17 - C35		10,000	**10,000**	10,000	10,000						NS	NS	NS	NS
VOCs														
Benzene		0.704	**0.279**	9.210	42.200	DL	DL	DL	DL	DL	NS	NS	NS	NS
Toluene		1,440	**705**	10,000	10,000	DL	DL	DL	DL	DL	NS	NS	NS	NS
Ethylbenzene		709	**298**	8,240	10,000	DL	DL	DL	DL	DL	NS	NS	NS	NS
Xylenes (Total)		95.0	**36.8**	1,230.0	10,000.0	DL	DL	DL	DL	DL	NS	NS	NS	NS
BTEX														
BTEX		-	-	-	-	DL	DL	DL	DL	DL	NS	NS	NS	NS

Kennedy Town Comprehensive Development Area
Previous Testing Results

Chemical		Risk-based Remediation Goals for Soil				Depth (m below ground level)								
		Urban Residential	**Rural Residential**	**Industrial**	**Public Parks**	**0.5**	**1.5**	**3.0**	**4.5**	**6.0**	**7.5**	**9.0**	**10.5**	**12.0**
		(mg/kg)	**(mg/kg)**	**(mg/kg)**	**(mg/kg)**	**Grid 34 - BH174**								
Metals														
Arsenic	As	22.1	**21.8**	196.0	73.5	4.1	13							
Barium	Ba	10,000	**10,000**	10,000	10,000	96	34							
Cadmium	Cd	73.8	**72.8**	653.0	245.0	0.3	0.04							
Cobalt	Co	1,480	**1,460**	10,000	4,900	32	1.9							
Chromium VI	Cr(VI)	221	**218**	1,960	735	4.9	0.2							
Copper	Cu	2,950	**2,910**	10,000	9,790	570	36	190	180	DL	13	1	NS	NS
Molybdenum	Mo	369	**364**	3,260	1,220	1.8	1.4							
Nickel	Ni	1,480	**1,460**	10,000	4,900	4.3	0.5							
Lead	**Pb**	258	**255**	2,290	857	100	20	**1000**	**1100**	DL	14	10	NS	NS
Tin	Sn	10,000	**10,000**	10,000	10,000	7.5	0.5							
Zinc	Zn	10,000	**10,000**	10,000	10,000	380	31							
Mercury	**Hg**	11.00	**6.52**	38.40	45.60	1	1.45	**57.2**	4.59	2.09	DL	DL	NS	NS
SVOCs (PAH)														
Naphthalene		182.0	**85.6**	453.0	914.0									
Acenaphthylene		2,340	**1,510**	10,000	10,000									
Acenaphthene		3,510	**3,280**	10,000	10,000									
Fluorene		2,380	**2,250**	10,000	7,450									
Phenanthrene		10,000	**10,000**	10,000	10,000									
Anthracene		10,000	**10,000**	10,000	10,000									
Fluoranthene		2,400	**2,270**	10,000	7,620									
Pyrene		1,800	**1,710**	10,000	5,720									
Chrysene		**871**	919	1,140	1,540									
Benzo(a)anthracene		12.0	**11.4**	91.8	38.3									
Benzo(b)fluoranthene		**9.88**	10.1	17.8	20.4									
Benzo(k)fluoranthene		120	**114**	918	383									
Dibenzo(a,h)anthracene		1.20	**1.14**	9.18	3.83									
Indeno(1,2,3-cd)pyrene		12.0	**11.4**	91.8	38.3									
Benzo(g,h,i)perylene		1,800	**1,710**	10,000	5,740									
Benzo(a)pyrene		1.20	**1.14**	9.18	3.83									
Petroleum Carbon Ranges (PCR/TPH)														
C6 - C8		1,410	**545**	10,000	10,000									
C9 - C16		2,240	**1,330**	10,000	10,000									
C17 - C35		10,000	**10,000**	10,000	10,000									
VOCs														
Benzene		0.704	**0.279**	9.210	42.200									
Toluene		1,440	**705**	10,000	10,000									
Ethylbenzene		709	**298**	8,240	10,000									
Xylenes (Total)		95.0	**36.8**	1,230.0	10,000.0									
BTEX														
BTEX		-	-	-	-									

Chemical		Risk-based Remediation Goals for Soil				Depth (m below ground level)								
		Urban Residential	**Rural Residential**	**Industrial**	**Public Parks**	**0.5**	**1.5**	**3.0**	**4.5**	**6.0**	**7.5**	**9.0**	**10.5**	**12.0**
		(mg/kg)	**(mg/kg)**	**(mg/kg)**	**(mg/kg)**	**Grid 34 - BH175**								
Metals														
Arsenic	As	22.1	**21.8**	196.0	73.5									
Barium	Ba	10,000	**10,000**	10,000	10,000									
Cadmium	Cd	73.8	**72.8**	653.0	245.0									
Cobalt	Co	1,480	**1,460**	10,000	4,900									
Chromium VI	Cr(VI)	221	**218**	1,960	735									
Copper	Cu	2,950	**2,910**	10,000	9,790	15	10	NA	18	FA	NS	FA	NS	NS
Molybdenum	Mo	369	**364**	3,260	1,220									
Nickel	Ni	1,480	**1,460**	10,000	4,900									
Lead	Pb	258	**255**	2,290	857	54	33	NA	81	FA	NS	FA	NS	NS
Tin	Sn	10,000	**10,000**	10,000	10,000									
Zinc	Zn	10,000	**10,000**	10,000	10,000									
Mercury	Hg	11.00	**6.52**	38.40	45.60	0.72	0.71	NA	0.83	FA	NS	FA	NS	NS
SVOCs (PAH)														
Naphthalene		182.0	**85.6**	453.0	914.0									
Acenaphthylene		2,340	**1,510**	10,000	10,000									
Acenaphthene		3,510	**3,280**	10,000	10,000									
Fluorene		2,380	**2,250**	10,000	10,000									
Phenanthrene		10,000	**10,000**	10,000	10,000									
Anthracene		10,000	**10,000**	10,000	10,000									
Fluoranthene		2,400	**2,270**	10,000	7,620									
Pyrene		1,800	**1,710**	10,000	5,720									
Chrysene		**871**	919	1,140	1,540									
Benzo(a)anthracene		12.0	**11.4**	91.8	38.3									
Benzo(b)fluoranthene		**9.88**	10.1	17.8	20.4									
Benzo(k)fluoranthene		120	**114**	918	383									
Dibenzo(a,h)anthracene		1.20	**1.14**	9.18	3.83									
Indeno(1,2,3-cd)pyrene		12.0	**11.4**	91.8	38.3									
Benzo(g,h,i)perylene		1,800	**1,710**	10,000	5,740									
Benzo(a)pyrene		1.20	**1.14**	9.18	3.83									
Petroleum Carbon Ranges (PCR/TPH)														
C6 - C8		1,410	**545**	10,000	10,000									
C9 - C16		2,240	**1,330**	10,000	10,000									
C17 - C35		10,000	**10,000**	10,000	10,000									
VOCs														
Benzene		0.704	**0.279**	9.210	42.200									
Toluene		1,440	**705**	10,000	10,000									
Ethylbenzene		709	**298**	8,240	10,000									
Xylenes (Total)		95.0	**36.8**	1,230.0	10,000.0									
BTEX														
BTEX		-	-	-	-									

Kennedy Town Comprehensive Development Area
Previous Testing Results

Chemical		Risk-based Remediation Goals for Soil				Depth (m below ground level)								
		Urban Residential	**Rural Residential**	**Industrial**	**Public Parks**	**0.5**	**1.5**	**3.0**	**4.5**	**6.0**	**7.5**	**9.0**	**10.5**	**12.0**
		(mg/kg)	**(mg/kg)**	**(mg/kg)**	**(mg/kg)**	**Grid 34 - BH176**								
Metals														
Arsenic	As	22.1	**21.8**	196.0	73.5									
Barium	Ba	10,000	**10,000**	10,000	10,000									
Cadmium	Cd	73.8	**72.8**	653.0	245.0									
Cobalt	Co	1,480	**1,460**	10,000	4,900									
Chromium VI	Cr(VI)	221	**218**	1,960	735									
Copper	Cu	2,950	**2,910**	10,000	9,790	96	320	97	NA	FA	NS	NS	NS	NS
Molybdenum	Mo	369	**364**	3,260	1,220									
Nickel	Ni	1,480	**1,460**	10,000	4,900									
Lead	**Pb**	258	**255**	2,290	857	240	**1400**	190	NA	56	NS	17	NS	NS
Tin	Sn	10,000	**10,000**	10,000	10,000									
Zinc	Zn	10,000	**10,000**	10,000	10,000									
Mercury	**Hg**	11.00	**6.52**	38.40	45.60	2.31	**6.56**	0.12	NA	FA	NS	FA	NS	NS
SVOCs (PAH)														
Naphthalene		182.0	**85.6**	453.0	914.0									
Acenaphthylene		2,340	**1,510**	10,000	10,000									
Acenaphthene		3,510	**3,280**	10,000	10,000									
Fluorene		2,380	**2,250**	10,000	7,450									
Phenanthrene		10,000	**10,000**	10,000	10,000									
Anthracene		10,000	**10,000**	10,000	10,000									
Fluoranthene		2,400	**2,270**	10,000	7,620									
Pyrene		1,800	**1,710**	10,000	5,720									
Chrysene		**871**	919	1,140	1,540									
Benzo(a)anthracene		12.0	**11.4**	91.8	38.3									
Benzo(b)fluoranthene		**9.88**	10.1	17.8	20.4									
Benzo(k)fluoranthene		120	**114**	918	383									
Dibenzo(a,h)anthracene		1.20	**1.14**	9.18	3.83									
Indeno(1,2,3-cd)pyrene		12.0	**11.4**	91.8	38.3									
Benzo(g,h,i)perylene		1,800	**1,710**	10,000	5,740									
Benzo(a)pyrene		1.20	**1.14**	9.18	3.83									
Petroleum Carbon Ranges (PCR/TPH)														
C6 - C8		1,410	**545**	10,000	10,000									
C9 - C16		2,240	**1,330**	10,000	10,000									
C17 - C35		10,000	**10,000**	10,000	10,000									
VOCs														
Benzene		0.704	**0.279**	9.210	42.200									
Toluene		1,440	**705**	10,000	10,000									
Ethylbenzene		709	**298**	8,240	10,000									
Xylenes (Total)		95.0	**36.8**	1,230.0	10,000.0									
BTEX														
BTEX		-	-	-	-									

Chemical		Risk-based Remediation Goals for Soil				Depth (m below ground level)								
		Urban Residential	**Rural Residential**	**Industrial**	**Public Parks**	**0.5**	**1.5**	**3.0**	**4.5**	**6.0**	**7.5**	**9.0**	**10.5**	**12.0**
		(mg/kg)	**(mg/kg)**	**(mg/kg)**	**(mg/kg)**	**Grid 35 - BH159**								
Metals														
Arsenic	As	22.1	**21.8**	196.0	73.5	11	5	8	3	3	NS	NS	NS	NS
Barium	Ba	10,000	**10,000**	10,000	10,000	116	90	87	44	54	NS	NS	NS	NS
Cadmium	Cd	73.8	**72.8**	653.0	245.0	0.3	DL	0.2	DL	DL	NS	NS	NS	NS
Cobalt	Co	1,480	**1,460**	10,000	4,900	3	3	6	2	4	NS	NS	NS	NS
Chromium VI	Cr(VI)	221	**218**	1,960	735	5	6	22	9	2	NS	NS	NS	NS
Copper	Cu	2,950	**2,910**	10,000	9,790	23	9	19	16	1	NS	NS	NS	NS
Molybdenum	Mo	369	**364**	3,260	1,220	DL	1	1	DL	1	NS	NS	NS	NS
Nickel	Ni	1,480	**1,460**	10,000	4,900	3	4	13	3	DL	NS	NS	NS	NS
Lead	Pb	258	**255**	2,290	857	170	58	28	34	14	NS	NS	NS	NS
Tin	Sn	10,000	**10,000**	10,000	10,000	9	6	3	3	DL	NS	NS	NS	NS
Zinc	Zn	10,000	**10,000**	10,000	10,000	519	91	89	164	32	NS	NS	NS	NS
Mercury	Hg	11.00	**6.52**	38.40	45.60	1.17	0.83	0.83	0.42	DL	NS	NS	NS	NS
SVOCs (PAH)														
Naphthalene		182.0	**85.6**	453.0	914.0	DL	DL	DL	DL	DL	NS	NS	NS	NS
Acenaphthylene		2,340	**1,510**	10,000	10,000	DL	DL	DL	DL	DL	NS	NS	NS	NS
Acenaphthene		3,510	**3,280**	10,000	10,000	DL	DL	DL	DL	DL	NS	NS	NS	NS
Fluorene		2,380	**2,250**	10,000	7,450	DL	DL	DL	DL	DL	NS	NS	NS	NS
Phenanthrene		10,000	**10,000**	10,000	10,000	DL	DL	DL	DL	DL	NS	NS	NS	NS
Anthracene		10,000	**10,000**	10,000	10,000	DL	DL	DL	DL	DL	NS	NS	NS	NS
Fluoranthene		2,400	**2,270**	10,000	7,620	DL	DL	DL	DL	DL	NS	NS	NS	NS
Pyrene		1,800	**1,710**	10,000	5,720	DL	DL	DL	DL	DL	NS	NS	NS	NS
Chrysene		**871**	919	1,140	1,540	DL	DL	DL	DL	DL	NS	NS	NS	NS
Benzo(a)anthracene		12.0	**11.4**	91.8	38.3	DL	DL	DL	DL	DL	NS	NS	NS	NS
Benzo(b)fluoranthene		**9.88**	10.1	17.8	20.4	DL	DL	DL	DL	DL	NS	NS	NS	NS
Benzo(k)fluoranthene		120	**114**	918	383	DL	DL	DL	DL	DL	NS	NS	NS	NS
Dibenzo(a,h)anthracene		1.20	**1.14**	9.18	3.83	DL	DL	DL	DL	DL	NS	NS	NS	NS
Indeno(1,2,3-cd)pyrene		12.0	**11.4**	91.8	38.3	DL	DL	DL	DL	DL	NS	NS	NS	NS
Benzo(g,h,i)perylene		1,800	**1,710**	10,000	5,740	DL	DL	DL	DL	DL	NS	NS	NS	NS
Benzo(a)pyrene		1.20	**1.14**	9.18	3.83	DL	DL	DL	DL	DL	NS	NS	NS	NS
Petroleum Carbon Ranges (PCR/TPH)														
C6 - C8		1,410	**545**	10,000	10,000	<252	<252	<252	<252	<252	NS	NS	NS	NS
C9 - C16		2,240	**1,330**	10,000	10,000						NS	NS	NS	NS
C17 - C35		10,000	**10,000**	10,000	10,000						NS	NS	NS	NS
VOCs														
Benzene		0.704	**0.279**	9.210	42.200	DL	DL	DL	DL	DL	NS	NS	NS	NS
Toluene		1,440	**705**	10,000	10,000	DL	DL	DL	DL	DL	NS	NS	NS	NS
Ethylbenzene		709	**298**	8,240	10,000	DL	DL	DL	DL	DL	NS	NS	NS	NS
Xylenes (Total)		95.0	**36.8**	1,230.0	10,000.0	DL	DL	DL	DL	DL	NS	NS	NS	NS
BTEX														
BTEX		-	-	-	-	DL	DL	DL	DL	DL	NS	NS	NS	NS

Chemical		Risk-based Remediation Goals for Soil				Depth (m below ground level)								
		Urban Residential	Rural Residential	Industrial	Public Parks	0.5	1.5	3.0	4.5	6.0	7.5	9.0	10.5	12.0
		(mg/kg)	(mg/kg)	(mg/kg)	(mg/kg)	Grid 36 - BH160								
Metals														
Arsenic	**As**	22.1	**21.8**	196.0	73.5	8.4	**23**	5.7	NA	**34**	NA	5.4	NS	NA
Barium	Ba	10,000	**10,000**	10,000	10,000	100	350	54	NA	210	NA	52	NS	NA
Cadmium	Cd	73.8	**72.8**	653.0	245.0	0.2	0.9	0.2	NA	0.4	NA	0.1	NS	NA
Cobalt	Co	1,480	**1,460**	10,000	4,900	2.8	5.7	2	NA	2.9	NA	3.9	NS	NA
Chromium VI	Cr(VI)	221	**218**	1,960	735	2.6	7.6	2.6	NA	5.9	NA	2.4	NS	NA
Copper	Cu	2,950	**2,910**	10,000	9,790	17	51	77	NA	340	NA	1.6	NS	NA
Molybdenum	Mo	369	**364**	3,260	1,220	DL	1.4	0.5	NA	2.3	NA	DL	NS	NA
Nickel	Ni	1,480	**1,460**	10,000	4,900	4.2	15	1.9	NA	4.1	NA	1.9	NS	NA
Lead	**Pb**	258	**255**	2,290	857	**270**	**330**	200	NA	**1700**	NA	15	NS	NA
Tin	Sn	10,000	**10,000**	10,000	10,000	12	12	4.2	NA	600	NA	2.7	NS	NA
Zinc	Zn	10,000	**10,000**	10,000	10,000	170	790	190	NA	620	NA	44	NS	NA
Mercury	**Hg**	11.00	**6.52**	38.40	45.60	1.25	**10.5**	**7.88**	NA	**57.7**	NA	0.03	NS	NA
SVOCs (PAH)														
Naphthalene		182.0	**85.6**	453.0	914.0	DL	DL	DL	NA	DL	NA	DL	NS	NA
Acenaphthylene		2,340	**1,510**	10,000	10,000	DL	0.07	DL	NA	DL	NA	DL	NS	NA
Acenaphthene		3,510	**3,280**	10,000	10,000	DL	DL	DL	NA	DL	NA	DL	NS	NA
Fluorene		2,380	**2,250**	10,000	7,450	DL	DL	DL	NA	DL	NA	DL	NS	NA
Phenanthrene		10,000	**10,000**	10,000	10,000	DL	DL	DL	NA	1.1	NA	DL	NS	NA
Anthracene		10,000	**10,000**	10,000	10,000	DL	DL	DL	NA	0.26	NA	DL	NS	NA
Fluoranthene		2,400	**2,270**	10,000	7,620	0.21	0.71	DL	NA	3.7	NA	DL	NS	NA
Pyrene		1,800	**1,710**	10,000	5,720	0.2	0.69	DL	NA	3.6	NA	DL	NS	NA
Chrysene		**871**	919	1,140	1,540	0.16	0.33	DL	NA	2.2	NA	DL	NS	NA
Benzo(a)anthracene		12.0	**11.4**	91.8	38.3	DL	0.34	DL	NA	2.7	NA	DL	NS	NA
Benzo(b)fluoranthene		**9.88**	10.1	17.8	20.4	0.22	0.31	DL	NA	4.5	NA	DL	NS	NA
Benzo(k)fluoranthene		120	**114**	918	383	0.19	0.45	DL	NA	2.9	NA	DL	NS	NA
Dibenzo(a,h)anthracene		1.20	**1.14**	9.18	3.83	DL	DL	DL	NA	0.73	NA	DL	NS	NA
Indeno(1,2,3-cd)pyrene		12.0	**11.4**	91.8	38.3	DL	0.18	DL	NA	1.1	NA	DL	NS	NA
Benzo(g,h,i)perylene		1,800	**1,710**	10,000	5,740	0.29	0.3	DL	NA	2.4	NA	DL	NS	NA
Benzo(a)pyrene		1.20	**1.14**	9.18	3.83	0.23	0.44	DL	NA	**4.5**	NA	DL	NS	NA
Petroleum Carbon Ranges (PCR/TPH)														
C6 - C8		1,410	**545**	10,000	10,000	<252	<252	<252	NA	<447	NA	<252	NS	NA
C9 - C16		2,240	**1,330**	10,000	10,000				NA		NA		NS	NA
C17 - C35		10,000	**10,000**	10,000	10,000				NA		NA		NS	NA
VOCs														
Benzene		0.704	**0.279**	9.210	42.200	DL	DL	DL	NA	DL	NA	DL	NS	NA
Toluene		1,440	**705**	10,000	10,000	DL	DL	DL	NA	DL	NA	DL	NS	NA
Ethylbenzene		709	**298**	8,240	10,000	DL	DL	DL	NA	DL	NA	DL	NS	NA
Xylenes (Total)		95.0	**36.8**	1,230.0	10,000.0	DL	DL	DL	NA	DL	NA	DL	NS	NA
BTEX														
BTEX		-	-	-	-	DL	DL	DL	NA	DL	NA	DL	NS	NA

Chemical		Risk-based Remediation Goals for Soil				Depth (m below ground level)								
		Urban Residential	Rural Residential	Industrial	Public Parks	0.5	1.5	3.0	4.5	6.0	7.5	9.0	10.5	12.0
		(mg/kg)	(mg/kg)	(mg/kg)	(mg/kg)	Grid 37 - BH163								
Metals														
Arsenic	**As**	22.1	**21.8**	196.0	73.5	1.8	15	4.6	**35**	NA	3.5	NS	NS	NS
Barium	Ba	10,000	**10,000**	10,000	10,000	61	130	130	140	NA	51	NS	NS	NS
Cadmium	Cd	73.8	**72.8**	653.0	245.0	0.1	0.2	0.2	0.5	NA	0.2	NS	NS	NS
Cobalt	Co	1,480	**1,460**	10,000	4,900	0.7	2.9	4.6	19	NA	3.9	NS	NS	NS
Chromium VI	Cr(VI)	221	**218**	1,960	735	1.8	8.3	13	7.3	NA	1.5	NS	NS	NS
Copper	Cu	2,950	**2,910**	10,000	9,790	6	40	11	230	NA	2	NS	NS	NS
Molybdenum	Mo	369	**364**	3,260	1,220	DL	1.7	0.6	1.8	NA	1.2	NS	NS	NS
Nickel	Ni	1,480	**1,460**	10,000	4,900	1.1	5.3	8.6	11	NA	1.9	NS	NS	NS
Lead	**Pb**	258	**255**	2,290	857	47	210	19	**850**	NA	21	NS	NS	NS
Tin	Sn	10,000	**10,000**	10,000	10,000	2.5	31	2	120	NA	4.5	NS	NS	NS
Zinc	Zn	10,000	**10,000**	10,000	10,000	66	130	32	1200	NA	63	NS	NS	NS
Mercury	**Hg**	11.00	**6.52**	38.40	45.60	2.14	**15.4**	0.44	0.94	NA	0.1	NS	NS	NS
SVOCs (PAH)														
Naphthalene		182.0	**85.6**	453.0	914.0	DL	DL	DL	DL	NA	DL	NS	NS	NS
Acenaphthylene		2,340	**1,510**	10,000	10,000	0.09	DL	DL	DL	NA	DL	NS	NS	NS
Acenaphthene		3,510	**3,280**	10,000	10,000	DL	DL	DL	DL	NA	DL	NS	NS	NS
Fluorene		2,380	**2,250**	10,000	7,450	DL	DL	DL	DL	NA	DL	NS	NS	NS
Phenanthrene		10,000	**10,000**	10,000	10,000	0.12	DL	DL	DL	NA	DL	NS	NS	NS
Anthracene		10,000	**10,000**	10,000	10,000	0.07	DL	DL	DL	NA	DL	NS	NS	NS
Fluoranthene		2,400	**2,270**	10,000	7,620	0.3	DL	DL	DL	NA	DL	NS	NS	NS
Pyrene		1,800	**1,710**	10,000	5,720	0.34	DL	DL	DL	NA	DL	NS	NS	NS
Chrysene		**871**	919	1,140	1,540	0.22	DL	DL	DL	NA	DL	NS	NS	NS
Benzo(a)anthracene		12.0	**11.4**	91.8	38.3	DL	DL	DL	DL	NA	DL	NS	NS	NS
Benzo(b)fluoranthene		**9.88**	10.1	17.8	20.4	0.21	DL	DL	DL	NA	DL	NS	NS	NS
Benzo(k)fluoranthene		120	**114**	918	383	DL	DL	DL	DL	NA	DL	NS	NS	NS
Dibenzo(a,h)anthracene		1.20	**1.14**	9.18	3.83	DL	DL	DL	DL	NA	DL	NS	NS	NS
Indeno(1,2,3-cd)pyrene		12.0	**11.4**	91.8	38.3	DL	DL	DL	DL	NA	DL	NS	NS	NS
Benzo(g,h,i)perylene		1,800	**1,710**	10,000	5,740	0.23	DL	DL	DL	NA	DL	NS	NS	NS
Benzo(a)pyrene		1.20	**1.14**	9.18	3.83	0.28	DL	DL	DL	NA	DL	NS	NS	NS
Petroleum Carbon Ranges (PCR/TPH)														
C6 - C8		1,410	**545**	10,000	10,000	<252	<252	<252	<252	NA	<252	NS	NS	NS
C9 - C16		2,240	**1,330**	10,000	10,000					NA		NS	NS	NS
C17 - C35		10,000	**10,000**	10,000	10,000					NA		NS	NS	NS
VOCs														
Benzene		0.704	**0.279**	9.210	42.200	DL	DL	DL	DL	NA	DL	NS	NS	NS
Toluene		1,440	**705**	10,000	10,000	DL	DL	DL	DL	NA	DL	NS	NS	NS
Ethylbenzene		709	**298**	8,240	10,000	DL	DL	DL	DL	NA	DL	NS	NS	NS
Xylenes (Total)		95.0	**36.8**	1,230.0	10,000.0	DL	DL	DL	DL	NA	DL	NS	NS	NS
BTEX														
BTEX		-	-	-	-	DL	DL	DL	DL	NA	DL	NS	NS	NS

Chemical		Risk-based Remediation Goals for Soil				Depth (m below ground level)								
		Urban Residential	Rural Residential	Industrial	Public Parks	0.5	1.5	3.0	4.5	6.0	7.5	9.0	10.5	12.0
		(mg/kg)	(mg/kg)	(mg/kg)	(mg/kg)	Grid AR - BH39								
Metals														
Arsenic	As	22.1	**21.8**	196.0	73.5	11	17	11.7	FA	FA	FA	FA	FA	NS
Barium	Ba	10,000	**10,000**	10,000	10,000									NS
Cadmium	Cd	73.8	**72.8**	653.0	245.0									NS
Cobalt	Co	1,480	**1,460**	10,000	4,900									NS
Chromium VI	Cr(VI)	221	**218**	1,960	735									NS
Copper	Cu	2,950	**2,910**	10,000	9,790	71	76	30.8	FA	FA	FA	FA	FA	NS
Molybdenum	Mo	369	**364**	3,260	1,220									NS
Nickel	Ni	1,480	**1,460**	10,000	4,900									NS
Lead	**Pb**	258	**255**	2,290	857	**255**	**590**	76.9	FA	FA	FA	FA	FA	NS
Tin	Sn	10,000	**10,000**	10,000	10,000									NS
Zinc	Zn	10,000	**10,000**	10,000	10,000	337	2740	140	FA	FA	FA	FA	FA	NS
Mercury	Hg	11.00	**6.52**	38.40	45.60									NS
SVOCs (PAH)														
Naphthalene		182.0	**85.6**	453.0	914.0									NS
Acenaphthylene		2,340	**1,510**	10,000	10,000									NS
Acenaphthene		3,510	**3,280**	10,000	10,000									NS
Fluorene		2,380	**2,250**	10,000	7,450									NS
Phenanthrene		10,000	**10,000**	10,000	10,000									NS
Anthracene		10,000	**10,000**	10,000	10,000									NS
Fluoranthene		2,400	**2,270**	10,000	7,620									NS
Pyrene		1,800	**1,710**	10,000	5,720									NS
Chrysene		**871**	919	1,140	1,540									NS
Benzo(a)anthracene		12.0	**11.4**	91.8	38.3									NS
Benzo(b)fluoranthene		**9.88**	10.1	17.8	20.4									NS
Benzo(k)fluoranthene		120	**114**	918	383									NS
Dibenzo(a,h)anthracene		1.20	**1.14**	9.18	3.83									NS
Indeno(1,2,3-cd)pyrene		12.0	**11.4**	91.8	38.3									NS
Benzo(g,h,i)perylene		1,800	**1,710**	10,000	5,740									NS
Benzo(a)pyrene		1.20	**1.14**	9.18	3.83									NS
Petroleum Carbon Ranges (PCR/TPH)														
C6 - C8		1,410	**545**	10,000	10,000									NS
C9 - C16		2,240	**1,330**	10,000	10,000									NS
C17 - C35		10,000	**10,000**	10,000	10,000									NS
VOCs														
Benzene		0.704	**0.279**	9.210	42.200									NS
Toluene		1,440	**705**	10,000	10,000									NS
Ethylbenzene		709	**298**	8,240	10,000									NS
Xylenes (Total)		95.0	**36.8**	1,230.0	10,000.0									NS
BTEX														
BTEX		-	-	-	-									NS

Chemical		Risk-based Remediation Goals for Soil				Depth (m below ground level)								
		Urban Residential	Rural Residential	Industrial	Public Parks	0.5	1.5	3.0	4.5	6.0	7.5	9.0	10.5	12.0
		(mg/kg)	(mg/kg)	(mg/kg)	(mg/kg)	Grid AR - BH43								
Metals														
Arsenic	As	22.1	**21.8**	196.0	73.5	4.9	5.5	FA	FA	FA	FA	FA	FA	FA
Barium	Ba	10,000	**10,000**	10,000	10,000									
Cadmium	Cd	73.8	**72.8**	653.0	245.0									
Cobalt	Co	1,480	**1,460**	10,000	4,900									
Chromium VI	Cr(VI)	221	**218**	1,960	735									
Copper	Cu	2,950	**2,910**	10,000	9,790	95	290	FA	FA	FA	FA	FA	FA	FA
Molybdenum	Mo	369	**364**	3,260	1,220									
Nickel	Ni	1,480	**1,460**	10,000	4,900									
Lead	**Pb**	258	**255**	2,290	857	**310**	**280**	FA	FA	FA	FA	FA	FA	FA
Tin	Sn	10,000	**10,000**	10,000	10,000									
Zinc	Zn	10,000	**10,000**	10,000	10,000	600	660	FA	FA	FA	FA	FA	FA	FA
Mercury	Hg	11.00	**6.52**	38.40	45.60			0.05	0.03					
SVOCs (PAH)														
Naphthalene		182.0	**85.6**	453.0	914.0									
Acenaphthylene		2,340	**1,510**	10,000	10,000									
Acenaphthene		3,510	**3,280**	10,000	10,000									
Fluorene		2,380	**2,250**	10,000	7,450									
Phenanthrene		10,000	**10,000**	10,000	10,000									
Anthracene		10,000	**10,000**	10,000	10,000									
Fluoranthene		2,400	**2,270**	10,000	7,620									
Pyrene		1,800	**1,710**	10,000	5,720									
Chrysene		**871**	919	1,140	1,540									
Benzo(a)anthracene		12.0	**11.4**	91.8	38.3									
Benzo(b)fluoranthene		**9.88**	10.1	17.8	20.4									
Benzo(k)fluoranthene		120	**114**	918	383									
Dibenzo(a,h)anthracene		1.20	**1.14**	9.18	3.83									
Indeno(1,2,3-cd)pyrene		12.0	**11.4**	91.8	38.3									
Benzo(g,h,i)perylene		1,800	**1,710**	10,000	5,740									
Benzo(a)pyrene		1.20	**1.14**	9.18	3.83									
Petroleum Carbon Ranges (PCR/TPH)														
C6 - C8		1,410	**545**	10,000	10,000			<252	<252					
C9 - C16		2,240	**1,330**	10,000	10,000									
C17 - C35		10,000	**10,000**	10,000	10,000									
VOCs														
Benzene		0.704	**0.279**	9.210	42.200			DL	DL					
Toluene		1,440	**705**	10,000	10,000			DL	DL					
Ethylbenzene		709	**298**	8,240	10,000			DL	DL					
Xylenes (Total)		95.0	**36.8**	1,230.0	10,000.0			DL	DL					
BTEX														
BTEX		-	-	-	-			DL	DL					

Kennedy Town Comprehensive Development Area
Previous Testing Results

Chemical		Risk-based Remediation Goals for Soil				Depth (m below ground level)								
		Urban Residential	**Rural Residential**	**Industrial**	**Public Parks**	**0.5**	**1.5**	**3.0**	**4.5**	**6.0**	**7.5**	**9.0**	**10.5**	**12.0**
		(mg/kg)	**(mg/kg)**	**(mg/kg)**	**(mg/kg)**	**Grid AR - BH45**								
Metals														
Arsenic	As	22.1	**21.8**	196.0	73.5	NS	NS			FA	FA	FA	NS	NS
Barium	Ba	10,000	**10,000**	10,000	10,000	NS	NS							
Cadmium	Cd	73.8	**72.8**	653.0	245.0	NS	NS							
Cobalt	Co	1,480	**1,460**	10,000	4,900	NS	NS							
Chromium VI	Cr(VI)	221	**218**	1,960	735	NS	NS							
Copper	Cu	2,950	**2,910**	10,000	9,790	NS	NS	62	16.4	FA	FA	FA	NS	NS
Molybdenum	Mo	369	**364**	3,260	1,220	NS	NS							
Nickel	Ni	1,480	**1,460**	10,000	4,900	NS	NS							
Lead	**Pb**	258	**255**	2,290	857	NS	NS	**300**	67.4	FA	FA	FA	NS	NS
Tin	Sn	10,000	**10,000**	10,000	10,000	NS	NS							
Zinc	Zn	10,000	**10,000**	10,000	10,000	NS	NS	360	119	FA	FA	FA	NS	NS
Mercury	**Hg**	11.00	**6.52**	38.40	45.60	NS	NS	**12.4**	0.82	FA	FA	FA	NS	NS
SVOCs (PAH)														
Naphthalene		182.0	**85.6**	453.0	914.0	NS	NS							
Acenaphthylene		2,340	**1,510**	10,000	10,000	NS	NS							
Acenaphthene		3,510	**3,280**	10,000	10,000	NS	NS							
Fluorene		2,380	**2,250**	10,000	7,450	NS	NS							
Phenanthrene		10,000	**10,000**	10,000	10,000	NS	NS							
Anthracene		10,000	**10,000**	10,000	10,000	NS	NS							
Fluoranthene		2,400	**2,270**	10,000	7,620	NS	NS							
Pyrene		1,800	**1,710**	10,000	5,720	NS	NS							
Chrysene		**871**	919	1,140	1,540	NS	NS							
Benzo(a)anthracene		12.0	**11.4**	91.8	38.3	NS	NS							
Benzo(b)fluoranthene		**9.88**	10.1	17.8	20.4	NS	NS							
Benzo(k)fluoranthene		120	**114**	918	383	NS	NS							
Dibenzo(a,h)anthracene		1.20	**1.14**	9.18	3.83	NS	NS							
Indeno(1,2,3-cd)pyrene		12.0	**11.4**	91.8	38.3	NS	NS							
Benzo(g,h,i)perylene		1,800	**1,710**	10,000	5,740	NS	NS							
Benzo(a)pyrene		1.20	**1.14**	9.18	3.83	NS	NS							
Petroleum Carbon Ranges (PCR/TPH)														
C6 - C8		1,410	**545**	10,000	10,000	NS	NS							
C9 - C16		2,240	**1,330**	10,000	10,000	NS	NS							
C17 - C35		10,000	**10,000**	10,000	10,000	NS	NS							
VOCs														
Benzene		0.704	**0.279**	9.210	42.200	NS	NS							
Toluene		1,440	**705**	10,000	10,000	NS	NS							
Ethylbenzene		709	**298**	8,240	10,000	NS	NS							
Xylenes (Total)		95.0	**36.8**	1,230.0	10,000.0	NS	NS							
BTEX														
BTEX		-	-	-	-	NS	NS							

Chemical		Risk-based Remediation Goals for Soil				Depth (m below ground level)								
		Urban Residential	**Rural Residential**	**Industrial**	**Public Parks**	**0.5**	**1.5**	**3.0**	**4.5**	**6.0**	**7.5**	**9.0**	**10.5**	**12.0**
		(mg/kg)	**(mg/kg)**	**(mg/kg)**	**(mg/kg)**	**Grid B - BH152**								
Metals														
Arsenic	**As**	22.1	**21.8**	196.0	73.5	4.9	4.1	7	7.2	NS	**100**	11	4.4	3.5
Barium	Ba	10,000	**10,000**	10,000	10,000	26	52	79	48	NS	120	93	16	14
Cadmium	Cd	73.8	**72.8**	653.0	245.0	0.04	0.1	0.2	0.1	NS	0.1	0.4	0.08	0.2
Cobalt	Co	1,480	**1,460**	10,000	4,900	1.1	3.7	2.1	1.7	NS	1.9	5.7	4.7	3.4
Chromium VI	Cr(VI)	221	**218**	1,960	735	2.1	7.5	4.8	5.3	NS	2.4	11	13	9.3
Copper	Cu	2,950	**2,910**	10,000	9,790	9.6	25	14	16	NS	11	35	4.4	3.4
Molybdenum	Mo	369	**364**	3,260	1,220	1.4	1.6	1.6	1.9	NS	3.6	1.3	1.7	0.8
Nickel	Ni	1,480	**1,460**	10,000	4,900	1.6	4.3	3.7	2.8	NS	4.9	8.5	10	8.1
Lead	**Pb**	258	**255**	2,290	857	41	54	60	43	NS	160	**340**	15	13
Tin	Sn	10,000	**10,000**	10,000	10,000	1.8	2.5	2.8	1.9	NS	3.8	28	0.9	0.7
Zinc	Zn	10,000	**10,000**	10,000	10,000	31	41	53	41	NS	110	300	29	25
Mercury	**Hg**	11.00	**6.52**	38.40	45.60	0.35	0.12	0.65	0.11	NS	0.53	**7.55**	0.12	DL
SVOCs (PAH)														
Naphthalene		182.0	**85.6**	453.0	914.0	DL	DL	DL	DL	NS	0.21	DL	DL	DL
Acenaphthylene		2,340	**1,510**	10,000	10,000	DL	DL	DL	DL	NS	0.64	DL	DL	DL
Acenaphthene		3,510	**3,280**	10,000	10,000	DL	DL	DL	DL	NS	0.064	DL	DL	DL
Fluorene		2,380	**2,250**	10,000	7,450	DL	DL	DL	DL	NS	0.2	DL	DL	DL
Phenanthrene		10,000	**10,000**	10,000	10,000	DL	DL	DL	DL	NS	0.31	DL	DL	DL
Anthracene		10,000	**10,000**	10,000	10,000	DL	DL	DL	DL	NS	0.2	DL	DL	DL
Fluoranthene		2,400	**2,270**	10,000	7,620	DL	DL	DL	DL	NS	1.3	DL	DL	DL
Pyrene		1,800	**1,710**	10,000	5,720	DL	DL	DL	DL	NS	2.3	DL	DL	DL
Chrysene		**871**	919	1,140	1,540	DL	DL	DL	DL	NS	0.76	DL	DL	DL
Benzo(a)anthracene		12.0	**11.4**	91.8	38.3	DL	DL	DL	DL	NS	0.75	DL	DL	DL
Benzo(b)fluoranthene		**9.88**	10.1	17.8	20.4	DL	DL	DL	DL	NS	0.57	DL	DL	DL
Benzo(k)fluoranthene		120	**114**	918	383	DL	DL	DL	DL	NS	0.83	DL	DL	DL
Dibenzo(a,h)anthracene		1.20	**1.14**	9.18	3.83	DL	DL	DL	DL	NS	DL	DL	DL	DL
Indeno(1,2,3-cd)pyrene		12.0	**11.4**	91.8	38.3	DL	DL	DL	DL	NS	0.39	DL	DL	DL
Benzo(g,h,i)perylene		1,800	**1,710**	10,000	5,740	DL	DL	DL	DL	NS	0.51	DL	DL	DL
Benzo(a)pyrene		1.20	**1.14**	9.18	3.83	DL	DL	DL	DL	NS	0.8	DL	DL	DL
Petroleum Carbon Ranges (PCR/TPH)														
C6 - C8		1,410	**545**	10,000	10,000					NS				
C9 - C16		2,240	**1,330**	10,000	10,000	<252	<252	<252	<252	NS	<466	<252	<252	<252
C17 - C35		10,000	**10,000**	10,000	10,000					NS				
VOCs														
Benzene		0.704	**0.279**	9.210	42.200	DL	DL	DL	DL	NS	DL	DL	DL	DL
Toluene		1,440	**705**	10,000	10,000	DL	DL	DL	DL	NS	DL	DL	DL	DL
Ethylbenzene		709	**298**	8,240	10,000	DL	DL	DL	DL	NS	DL	DL	DL	DL
Xylenes (Total)		95.0	**36.8**	1,230.0	10,000.0	DL	DL	DL	DL	NS	DL	DL	DL	DL
BTEX														
BTEX		-	-	-	-	DL	DL	DL	DL	NS	DL	DL	DL	DL

Kennedy Town Comprehensive Development Area
Previous Testing Results

Chemical		Risk-based Remediation Goals for Soil				Depth (m below ground level)								
		Urban Residential	Rural Residential	Industrial	Public Parks	13.5								
		(mg/kg)	(mg/kg)	(mg/kg)	(mg/kg)	Grid B - BH152								
Metals														
Arsenic	As	22.1	**21.8**	196.0	73.5	3.5								
Barium	Ba	10,000	**10,000**	10,000	10,000	14								
Cadmium	Cd	73.8	**72.8**	653.0	245.0	0.1								
Cobalt	Co	1,480	**1,460**	10,000	4,900	2.9								
Chromium VI	Cr(VI)	221	**218**	1,960	735	8.5								
Copper	Cu	2,950	**2,910**	10,000	9,790	2.4								
Molybdenum	Mo	369	**364**	3,260	1,220	DL								
Nickel	Ni	1,480	**1,460**	10,000	4,900	6								
Lead	Pb	258	**255**	2,290	857	14								
Tin	Sn	10,000	**10,000**	10,000	10,000	1								
Zinc	Zn	10,000	**10,000**	10,000	10,000	21								
Mercury	Hg	11.00	**6.52**	38.40	45.60	DL								
SVOCs (PAH)														
Naphthalene		182.0	**85.6**	453.0	914.0	DL								
Acenaphthylene		2,340	**1,510**	10,000	10,000	DL								
Acenaphthene		3,510	**3,280**	10,000	10,000	DL								
Fluorene		2,380	**2,250**	10,000	7,450	DL								
Phenanthrene		10,000	**10,000**	10,000	10,000	DL								
Anthracene		10,000	**10,000**	10,000	10,000	DL								
Fluoranthene		2,400	**2,270**	10,000	7,620	DL								
Pyrene		1,800	**1,710**	10,000	5,720	DL								
Chrysene		**871**	919	1,140	1,540	DL								
Benzo(a)anthracene		12.0	**11.4**	91.8	38.3	DL								
Benzo(b)fluoranthene		**9.88**	10.1	17.8	20.4	DL								
Benzo(k)fluoranthene		120	**114**	918	383	DL								
Dibenzo(a,h)anthracene		1.20	**1.14**	9.18	3.83	DL								
Indeno(1,2,3-cd)pyrene		12.0	**11.4**	91.8	38.3	DL								
Benzo(g,h,i)perylene		1,800	**1,710**	10,000	5,740	DL								
Benzo(a)pyrene		1.20	**1.14**	9.18	3.83	DL								
Petroleum Carbon Ranges (PCR/TPH)														
C6 - C8		1,410	**545**	10,000	10,000	<252								
C9 - C16		2,240	**1,330**	10,000	10,000									
C17 - C35		10,000	**10,000**	10,000	10,000									
VOCs														
Benzene		0.704	**0.279**	9.210	42.200	DL								
Toluene		1,440	**705**	10,000	10,000	DL								
Ethylbenzene		709	**298**	8,240	10,000	DL								
Xylenes (Total)		95.0	**36.8**	1,230.0	10,000.0	DL								
BTEX														
BTEX		-	-	-	-	DL								

Chemical		Risk-based Remediation Goals for Soil				Depth (m below ground level)								
		Urban Residential	Rural Residential	Industrial	Public Parks	0.5	1.5	3.0	4.5	6.0	7.5	9.0	10.5	12.0
		(mg/kg)	(mg/kg)	(mg/kg)	(mg/kg)	Grid C - BH133								
Metals														
Arsenic	As	22.1	**21.8**	196.0	73.5	13	8	9.9	NS	9.4	NS	8.9	6.2	4.3
Barium	Ba	10,000	**10,000**	10,000	10,000	150	45	280	NS	96	NS	88	85	23
Cadmium	Cd	73.8	**72.8**	653.0	245.0	1.2	0.1	0.8	NS	0.2	NS	0.2	0.2	0.09
Cobalt	Co	1,480	**1,460**	10,000	4,900	6.4	1.7	4.2	NS	5.4	NS	5.9	6.1	3.8
Chromium VI	Cr(VI)	221	**218**	1,960	735	21	7.7	14	NS	3.3	NS	4.2	9.4	11
Copper	Cu	2,950	**2,910**	10,000	9,790	120	13	130	NS	17	NS	32	22	10
Molybdenum	Mo	369	**364**	3,260	1,220	2.5	1.4	1.6	NS	0.9	NS	1.2	1.2	0.9
Nickel	Ni	1,480	**1,460**	10,000	4,900	18	5.3	11	NS	6.2	NS	12	8.4	8
Lead	Pb	258	**255**	2,290	857	190	76	**480**	NS	120	NS	170	120	47
Tin	Sn	10,000	**10,000**	10,000	10,000	31	5.5	32	NS	4.2	NS	3.3	22	9
Zinc	Zn	10,000	**10,000**	10,000	10,000	410	32	660	NS	65	NS	120	110	29
Mercury	Hg	11.00	**6.52**	38.40	45.60	1.94	0.6	2.3	NS	0.5	NS	0.34	2.03	3.6
SVOCs (PAH)														
Naphthalene		182.0	**85.6**	453.0	914.0	DL	0.17	DL	NS	DL	NS	DL	DL	DL
Acenaphthylene		2,340	**1,510**	10,000	10,000	0.21	6.8	0.44	NS	DL	NS	DL	0.091	DL
Acenaphthene		3,510	**3,280**	10,000	10,000	DL	0.11	DL	NS	DL	NS	DL	DL	DL
Fluorene		2,380	**2,250**	10,000	7,450	DL	0.27	DL	NS	DL	NS	DL	DL	DL
Phenanthrene		10,000	**10,000**	10,000	10,000	0.11	0.87	0.087	NS	DL	NS	DL	0.062	DL
Anthracene		10,000	**10,000**	10,000	10,000	0.09	4	0.26	NS	DL	NS	DL	0.059	DL
Fluoranthene		2,400	**2,270**	10,000	7,620	0.21	6.4	0.53	NS	DL	NS	DL	0.23	DL
Pyrene		1,800	**1,710**	10,000	5,720	0.21	6.7	0.58	NS	DL	NS	DL	0.27	DL
Chrysene		**871**	919	1,140	1,540	DL	13	0.7	NS	DL	NS	DL	0.18	DL
Benzo(a)anthracene		12.0	**11.4**	91.8	38.3	DL	**12**	0.72	NS	DL	NS	DL	DL	DL
Benzo(b)fluoranthene		**9.88**	10.1	17.8	20.4	0.21	**14**	1.1	NS	DL	NS	DL	0.32	DL
Benzo(k)fluoranthene		120	**114**	918	383	DL	14	0.73	NS	DL	NS	DL	0.18	DL
Dibenzo(a,h)anthracene		1.20	**1.14**	9.18	3.83	DL	**5.4**	0.29	NS	DL	NS	DL	DL	DL
Indeno(1,2,3-cd)pyrene		12.0	**11.4**	91.8	38.3	0.21	**16**	0.98	NS	DL	NS	DL	0.27	DL
Benzo(g,h,i)perylene		1,800	**1,710**	10,000	5,740	0.28	15	1.2	NS	DL	NS	DL	0.29	DL
Benzo(a)pyrene		1.20	**1.14**	9.18	3.83	0.24	**23**	**1.4**	NS	DL	NS	DL	0.45	DL
Petroleum Carbon Ranges (PCR/TPH)														
C6 - C8		1,410	**545**	10,000	10,000	<252	**<827**	<252	NS	<252	NS	<252	<252	<252
C9 - C16		2,240	**1,330**	10,000	10,000				NS		NS			
C17 - C35		10,000	**10,000**	10,000	10,000				NS		NS			
VOCs														
Benzene		0.704	**0.279**	9.210	42.200	DL	DL	DL	NS	DL	NS	DL	DL	DL
Toluene		1,440	**705**	10,000	10,000	DL	DL	DL	NS	DL	NS	DL	DL	DL
Ethylbenzene		709	**298**	8,240	10,000	DL	DL	DL	NS	DL	NS	DL	DL	DL
Xylenes (Total)		95.0	**36.8**	1,230.0	10,000.0	DL	DL	DL	NS	DL	NS	DL	DL	DL
BTEX														
BTEX		-	-	-	-	DL	DL	DL	NS	DL	NS	DL	DL	DL

Kennedy Town Comprehensive Development Area
Previous Testing Results

Chemical		Risk-based Remediation Goals for Soil				Depth (m below ground level)								
		Urban Residential	Rural Residential	Industrial	Public Parks	13.5								
		(mg/kg)	(mg/kg)	(mg/kg)	(mg/kg)	Grid C - BH133								
Metals														
Arsenic	As	22.1	**21.8**	196.0	73.5	2.9								
Barium	Ba	10,000	**10,000**	10,000	10,000	20								
Cadmium	Cd	73.8	**72.8**	653.0	245.0	0.09								
Cobalt	Co	1,480	**1,460**	10,000	4,900	6.4								
Chromium VI	Cr(VI)	221	**218**	1,960	735	20								
Copper	Cu	2,950	**2,910**	10,000	9,790	5.4								
Molybdenum	Mo	369	**364**	3,260	1,220	2.1								
Nickel	Ni	1,480	**1,460**	10,000	4,900	15								
Lead	Pb	258	**255**	2,290	857	15								
Tin	Sn	10,000	**10,000**	10,000	10,000	1								
Zinc	Zn	10,000	**10,000**	10,000	10,000	37								
Mercury	Hg	11.00	**6.52**	38.40	45.60	0.03								
SVOCs (PAH)														
Naphthalene		182.0	**85.6**	453.0	914.0	DL								
Acenaphthylene		2,340	**1,510**	10,000	10,000	DL								
Acenaphthene		3,510	**3,280**	10,000	10,000	DL								
Fluorene		2,380	**2,250**	10,000	7,450	DL								
Phenanthrene		10,000	**10,000**	10,000	10,000	DL								
Anthracene		10,000	**10,000**	10,000	10,000	DL								
Fluoranthene		2,400	**2,270**	10,000	7,620	DL								
Pyrene		1,800	**1,710**	10,000	5,720	DL								
Chrysene		**871**	919	1,140	1,540	DL								
Benzo(a)anthracene		12.0	**11.4**	91.8	38.3	DL								
Benzo(b)fluoranthene		**9.88**	10.1	17.8	20.4	DL								
Benzo(k)fluoranthene		120	**114**	918	383	DL								
Dibenzo(a,h)anthracene		1.20	**1.14**	9.18	3.83	DL								
Indeno(1,2,3-cd)pyrene		12.0	**11.4**	91.8	38.3	DL								
Benzo(g,h,i)perylene		1,800	**1,710**	10,000	5,740	DL								
Benzo(a)pyrene		1.20	**1.14**	9.18	3.83	DL								
Petroleum Carbon Ranges (PCR/TPH)														
C6 - C8		1,410	**545**	10,000	10,000									
C9 - C16		2,240	**1,330**	10,000	10,000	<252								
C17 - C35		10,000	**10,000**	10,000	10,000									
VOCs														
Benzene		0.704	**0.279**	9.210	42.200	DL								
Toluene		1,440	**705**	10,000	10,000	DL								
Ethylbenzene		709	**298**	8,240	10,000	DL								
Xylenes (Total)		95.0	**36.8**	1,230.0	10,000.0	DL								
BTEX														
BTEX		-	-	-	-	DL								

Chemical		Risk-based Remediation Goals for Soil				Depth (m below ground level)								
		Urban Residential	Rural Residential	Industrial	Public Parks	0.5	1.5	3.0	4.5	6.0	7.5	9.0	10.5	12.0
		(mg/kg)	(mg/kg)	(mg/kg)	(mg/kg)	Grid D - BH22								
Metals														
Arsenic	As	22.1	**21.8**	196.0	73.5						NS	NS	NS	NS
Barium	Ba	10,000	**10,000**	10,000	10,000						NS	NS	NS	NS
Cadmium	Cd	73.8	**72.8**	653.0	245.0						NS	NS	NS	NS
Cobalt	Co	1,480	**1,460**	10,000	4,900						NS	NS	NS	NS
Chromium VI	Cr(VI)	221	**218**	1,960	735						NS	NS	NS	NS
Copper	Cu	2,950	**2,910**	10,000	9,790	4.1	2500	10	19	1.4	NS	NS	NS	NS
Molybdenum	Mo	369	**364**	3,260	1,220						NS	NS	NS	NS
Nickel	Ni	1,480	**1,460**	10,000	4,900						NS	NS	NS	NS
Lead	**Pb**	258	**255**	2,290	857	20	**3800**	**400**	**380**	45	NS	NS	NS	NS
Tin	Sn	10,000	**10,000**	10,000	10,000						NS	NS	NS	NS
Zinc	Zn	10,000	**10,000**	10,000	10,000	34	5500	390	260	38	NS	NS	NS	NS
Mercury	Hg	11.00	**6.52**	38.40	45.60	0.03	3.54	IS	IS	IS	NS	NS	NS	NS
SVOCs (PAH)														
Naphthalene		182.0	**85.6**	453.0	914.0						NS	NS	NS	NS
Acenaphthylene		2,340	**1,510**	10,000	10,000						NS	NS	NS	NS
Acenaphthene		3,510	**3,280**	10,000	10,000						NS	NS	NS	NS
Fluorene		2,380	**2,250**	10,000	7,450						NS	NS	NS	NS
Phenanthrene		10,000	**10,000**	10,000	10,000						NS	NS	NS	NS
Anthracene		10,000	**10,000**	10,000	10,000						NS	NS	NS	NS
Fluoranthene		2,400	**2,270**	10,000	7,620						NS	NS	NS	NS
Pyrene		1,800	**1,710**	10,000	5,720						NS	NS	NS	NS
Chrysene		**871**	919	1,140	1,540						NS	NS	NS	NS
Benzo(a)anthracene		12.0	**11.4**	91.8	38.3						NS	NS	NS	NS
Benzo(b)fluoranthene		**9.88**	10.1	17.8	20.4						NS	NS	NS	NS
Benzo(k)fluoranthene		120	**114**	918	383						NS	NS	NS	NS
Dibenzo(a,h)anthracene		1.20	**1.14**	9.18	3.83						NS	NS	NS	NS
Indeno(1,2,3-cd)pyrene		12.0	**11.4**	91.8	38.3						NS	NS	NS	NS
Benzo(g,h,i)perylene		1,800	**1,710**	10,000	5,740						NS	NS	NS	NS
Benzo(a)pyrene		1.20	**1.14**	9.18	3.83						NS	NS	NS	NS
Petroleum Carbon Ranges (PCR/TPH)														
C6 - C8		1,410	**545**	10,000	10,000				IS	IS	NS	NS	NS	NS
C9 - C16		2,240	**1,330**	10,000	10,000	<252	<285	<252	IS	IS	NS	NS	NS	NS
C17 - C35		10,000	**10,000**	10,000	10,000				IS	IS	NS	NS	NS	NS
VOCs														
Benzene		0.704	**0.279**	9.210	42.200	DL	DL	DL			NS	NS	NS	NS
Toluene		1,440	**705**	10,000	10,000	DL	DL	DL			NS	NS	NS	NS
Ethylbenzene		709	**298**	8,240	10,000	DL	DL	DL			NS	NS	NS	NS
Xylenes (Total)		95.0	**36.8**	1,230.0	10,000.0	DL	DL	DL			NS	NS	NS	NS
BTEX														
BTEX		-	-	-	-	DL	DL	DL			NS	NS	NS	NS

Kennedy Town Comprehensive Development Area
Previous Testing Results

Chemical		Risk-based Remediation Goals for Soil				Depth (m below ground level)								
		Urban Residential	Rural Residential	Industrial	Public Parks	0.5	1.5	3.0	4.5	6.0	7.5	9.0	10.5	12.0
		(mg/kg)	(mg/kg)	(mg/kg)	(mg/kg)	Grid D - BH27								
Metals														
Arsenic	As	22.1	**21.8**	196.0	73.5									
Barium	Ba	10,000	**10,000**	10,000	10,000									
Cadmium	Cd	73.8	**72.8**	653.0	245.0									
Cobalt	Co	1,480	**1,460**	10,000	4,900									
Chromium VI	Cr(VI)	221	**218**	1,960	735									
Copper	Cu	2,950	**2,910**	10,000	9,790	925	15.5	7.4	7.16	FA	NS	FA	NS	NS
Molybdenum	Mo	369	**364**	3,260	1,220									
Nickel	Ni	1,480	**1,460**	10,000	4,900									
Lead	**Pb**	258	**255**	2,290	857	**1844**	109	34.3	158	**980**	NS	15.7	NS	NS
Tin	Sn	10,000	**10,000**	10,000	10,000									
Zinc	Zn	10,000	**10,000**	10,000	10,000	3099	197	137	111	FA	NS	FA	NS	NS
Mercury	Hg	11.00	**6.52**	38.40	45.60	2.67	1.57	0.65	2.71	3.76	NS	0.04	NS	NS
SVOCs (PAH)														
Naphthalene		182.0	**85.6**	453.0	914.0									
Acenaphthylene		2,340	**1,510**	10,000	10,000									
Acenaphthene		3,510	**3,280**	10,000	10,000									
Fluorene		2,380	**2,250**	10,000	7,450									
Phenanthrene		10,000	**10,000**	10,000	10,000									
Anthracene		10,000	**10,000**	10,000	10,000									
Fluoranthene		2,400	**2,270**	10,000	7,620									
Pyrene		1,800	**1,710**	10,000	5,720									
Chrysene		**871**	919	1,140	1,540									
Benzo(a)anthracene		12.0	**11.4**	91.8	38.3									
Benzo(b)fluoranthene		**9.88**	10.1	17.8	20.4									
Benzo(k)fluoranthene		120	**114**	918	383									
Dibenzo(a,h)anthracene		1.20	**1.14**	9.18	3.83									
Indeno(1,2,3-cd)pyrene		12.0	**11.4**	91.8	38.3									
Benzo(g,h,i)perylene		1,800	**1,710**	10,000	5,740									
Benzo(a)pyrene		1.20	**1.14**	9.18	3.83									
Petroleum Carbon Ranges (PCR/TPH)														
C6 - C8		1,410	**545**	10,000	10,000	252	252	**1945**	252	<294	NS	<252	NS	NS
C9 - C16		2,240	**1,330**	10,000	10,000						NS		NS	NS
C17 - C35		10,000	**10,000**	10,000	10,000						NS		NS	NS
VOCs														
Benzene		0.704	**0.279**	9.210	42.200									
Toluene		1,440	**705**	10,000	10,000									
Ethylbenzene		709	**298**	8,240	10,000									
Xylenes (Total)		95.0	**36.8**	1,230.0	10,000.0									
BTEX														
BTEX		-	-	-	-									

Chemical		Risk-based Remediation Goals for Soil				Depth (m below ground level)								
		Urban Residential	Rural Residential	Industrial	Public Parks	0.5	1.5	3.0	4.5	6.0	7.5	9.0	10.5	12.0
		(mg/kg)	(mg/kg)	(mg/kg)	(mg/kg)	Grid D - BH27a								
Metals														
Arsenic	As	22.1	**21.8**	196.0	73.5	5.2	4.7	5.7	10	17	1.7	NS	NS	NS
Barium	Ba	10,000	**10,000**	10,000	10,000	85	67	130	34	100	56	NS	NS	NS
Cadmium	Cd	73.8	**72.8**	653.0	245.0	0.7	0.2	0.3	0.3	0.4	0.2	NS	NS	NS
Cobalt	Co	1,480	**1,460**	10,000	4,900	2.5	1.6	3	2.3	6.1	2.1	NS	NS	NS
Chromium VI	Cr(VI)	221	**218**	1,960	735	53	3.8	12	4.5	2.6	1.2	NS	NS	NS
Copper	Cu	2,950	**2,910**	10,000	9,790	49	34	23	15	37	1.2	NS	NS	NS
Molybdenum	Mo	369	**364**	3,260	1,220	10	1.3	1.8	2.7	1.3	DL	NS	NS	NS
Nickel	Ni	1,480	**1,460**	10,000	4,900	14	2.2	6.5	4.4	7	0.9	NS	NS	NS
Lead	**Pb**	258	**255**	2,290	857	63	44	120	83	**1000**	18	NS	NS	NS
Tin	Sn	10,000	**10,000**	10,000	10,000	6.6	4.4	5	13	640	2.1	NS	NS	NS
Zinc	Zn	10,000	**10,000**	10,000	10,000	150	110	69	160	380	57	NS	NS	NS
Mercury	Hg	11.00	**6.52**	38.40	45.60	0.6	0.55	1.12	0.56	1.57	0.02	NS	NS	NS
SVOCs (PAH)														
Naphthalene		182.0	**85.6**	453.0	914.0	DL	DL	DL	DL	DL	DL	NS	NS	NS
Acenaphthylene		2,340	**1,510**	10,000	10,000	DL	DL	DL	DL	DL	DL	NS	NS	NS
Acenaphthene		3,510	**3,280**	10,000	10,000	DL	DL	DL	DL	DL	DL	NS	NS	NS
Fluorene		2,380	**2,250**	10,000	7,450	DL	DL	DL	DL	DL	DL	NS	NS	NS
Phenanthrene		10,000	**10,000**	10,000	10,000	DL	DL	DL	0.15	0.093	DL	NS	NS	NS
Anthracene		10,000	**10,000**	10,000	10,000	DL	DL	DL	0.058	DL	DL	NS	NS	NS
Fluoranthene		2,400	**2,270**	10,000	7,620	DL	DL	DL	0.25	0.28	DL	NS	NS	NS
Pyrene		1,800	**1,710**	10,000	5,720	DL	DL	DL	0.24	0.27	DL	NS	NS	NS
Chrysene		**871**	919	1,140	1,540	DL	DL	DL	DL	DL	DL	NS	NS	NS
Benzo(a)anthracene		12.0	**11.4**	91.8	38.3	DL	DL	DL	DL	DL	DL	NS	NS	NS
Benzo(b)fluoranthene		**9.88**	10.1	17.8	20.4	DL	DL	DL	DL	0.17	DL	NS	NS	NS
Benzo(k)fluoranthene		120	**114**	918	383	DL	DL	DL	DL	0.17	DL	NS	NS	NS
Dibenzo(a,h)anthracene		1.20	**1.14**	9.18	3.83	DL	DL	DL	DL	DL	DL	NS	NS	NS
Indeno(1,2,3-cd)pyrene		12.0	**11.4**	91.8	38.3	DL	DL	DL	DL	DL	DL	NS	NS	NS
Benzo(g,h,i)perylene		1,800	**1,710**	10,000	5,740	DL	DL	DL	DL	0.19	DL	NS	NS	NS
Benzo(a)pyrene		1.20	**1.14**	9.18	3.83	DL	DL	DL	DL	DL	DL	NS	NS	NS
Petroleum Carbon Ranges (PCR/TPH)														
C6 - C8		1,410	**545**	10,000	10,000	<269	<252	<252	<252	<252	<252	NS	NS	NS
C9 - C16		2,240	**1,330**	10,000	10,000							NS	NS	NS
C17 - C35		10,000	**10,000**	10,000	10,000							NS	NS	NS
VOCs														
Benzene		0.704	**0.279**	9.210	42.200	DL	DL	DL	DL	DL	DL	NS	NS	NS
Toluene		1,440	**705**	10,000	10,000	DL	DL	DL	DL	DL	DL	NS	NS	NS
Ethylbenzene		709	**298**	8,240	10,000	DL	DL	DL	DL	DL	DL	NS	NS	NS
Xylenes (Total)		95.0	**36.8**	1,230.0	10,000.0	DL	DL	DL	DL	DL	DL	NS	NS	NS
BTEX														
BTEX		-	-	-	-	DL	DL	DL	DL	DL	DL	NS	NS	NS

Chemical		Risk-based Remediation Goals for Soil				Depth (m below ground level)								
		Urban Residential	Rural Residential	Industrial	Public Parks	0.5	1.5	3.0	4.5	6.0	7.5	9.0	10.5	12.0
		(mg/kg)	(mg/kg)	(mg/kg)	(mg/kg)	Grid D - BH24								
Metals														
Arsenic	As	22.1	**21.8**	196.0	73.5	12	5.5		5.7	2.6	NS	NS	NS	NS
Barium	Ba	10,000	**10,000**	10,000	10,000	45	1.2		260	13	NS	NS	NS	NS
Cadmium	Cd	73.8	**72.8**	653.0	245.0	0.1	0.1		0.1	0.06	NS	NS	NS	NS
Cobalt	Co	1,480	**1,460**	10,000	4,900	1.7	1		4.8	3.8	NS	NS	NS	NS
Chromium VI	Cr(VI)	221	**218**	1,960	735	5.5	3.3		12	3.7	NS	NS	NS	NS
Copper	Cu	2,950	**2,910**	10,000	9,790	60	58	NS	34	5.8	NS	NS	NS	NS
Molybdenum	Mo	369	**364**	3,260	1,220	1.2	0.8		1.3	3.4	NS	NS	NS	NS
Nickel	Ni	1,480	**1,460**	10,000	4,900	2.5	3		6.3	1.9	NS	NS	NS	NS
Lead	**Pb**	258	**255**	2,290	857	44	100	NS	**620**	32	NS	NS	NS	NS
Tin	Sn	10,000	**10,000**	10,000	10,000	3.1	1		7.7	0.6	NS	NS	NS	NS
Zinc	Zn	10,000	**10,000**	10,000	10,000	75	110	NS	110	51	NS	NS	NS	NS
Mercury	Hg	11.00	**6.52**	38.40	45.60	0.19	4.83	NS	0.52	0.02	NS	NS	NS	NS
SVOCs (PAH)														
Naphthalene		182.0	**85.6**	453.0	914.0						NS	NS	NS	NS
Acenaphthylene		2,340	**1,510**	10,000	10,000						NS	NS	NS	NS
Acenaphthene		3,510	**3,280**	10,000	10,000						NS	NS	NS	NS
Fluorene		2,380	**2,250**	10,000	7,450						NS	NS	NS	NS
Phenanthrene		10,000	**10,000**	10,000	10,000						NS	NS	NS	NS
Anthracene		10,000	**10,000**	10,000	10,000						NS	NS	NS	NS
Fluoranthene		2,400	**2,270**	10,000	7,620						NS	NS	NS	NS
Pyrene		1,800	**1,710**	10,000	5,720						NS	NS	NS	NS
Chrysene		**871**	919	1,140	1,540						NS	NS	NS	NS
Benzo(a)anthracene		12.0	**11.4**	91.8	38.3						NS	NS	NS	NS
Benzo(b)fluoranthene		**9.88**	10.1	17.8	20.4						NS	NS	NS	NS
Benzo(k)fluoranthene		120	**114**	918	383						NS	NS	NS	NS
Dibenzo(a,h)anthracene		1.20	**1.14**	9.18	3.83						NS	NS	NS	NS
Indeno(1,2,3-cd)pyrene		12.0	**11.4**	91.8	38.3						NS	NS	NS	NS
Benzo(g,h,i)perylene		1,800	**1,710**	10,000	5,740						NS	NS	NS	NS
Benzo(a)pyrene		1.20	**1.14**	9.18	3.83						NS	NS	NS	NS
Petroleum Carbon Ranges (PCR/TPH)														
C6 - C8		1,410	**545**	10,000	10,000	IS	DL	NS	<431	<252	NS	NS	NS	NS
C9 - C16		2,240	**1,330**	10,000	10,000	IS	DL	NS			NS	NS	NS	NS
C17 - C35		10,000	**10,000**	10,000	10,000	IS	DL	NS			NS	NS	NS	NS
VOCs														
Benzene		0.704	**0.279**	9.210	42.200						NS	NS	NS	NS
Toluene		1,440	**705**	10,000	10,000						NS	NS	NS	NS
Ethylbenzene		709	**298**	8,240	10,000						NS	NS	NS	NS
Xylenes (Total)		95.0	**36.8**	1,230.0	10,000.0						NS	NS	NS	NS
BTEX														
BTEX		-	-	-	-						NS	NS	NS	NS

Chemical		Risk-based Remediation Goals for Soil				Depth (m below ground level)								
		Urban Residential	Rural Residential	Industrial	Public Parks	0.5	1.5	3.0	4.5	6.0	7.5	9.0	10.5	12.0
		(mg/kg)	(mg/kg)	(mg/kg)	(mg/kg)	Grid D - BH25								
Metals														
Arsenic	As	22.1	**21.8**	196.0	73.5	NS				NS		NS	NS	NS
Barium	Ba	10,000	**10,000**	10,000	10,000	NS				NS		NS	NS	NS
Cadmium	Cd	73.8	**72.8**	653.0	245.0	NS			0.4	NS		NS	NS	NS
Cobalt	Co	1,480	**1,460**	10,000	4,900	NS				NS		NS	NS	NS
Chromium VI	Cr(VI)	221	**218**	1,960	735	NS				NS		NS	NS	NS
Copper	Cu	2,950	**2,910**	10,000	9,790	NS	IS	IS	34	NS	FA	NS	NS	NS
Molybdenum	Mo	369	**364**	3,260	1,220	NS				NS		NS	NS	NS
Nickel	Ni	1,480	**1,460**	10,000	4,900	NS				NS		NS	NS	NS
Lead	**Pb**	258	**255**	2,290	857	NS	IS	IS	**270**	NS	IS	NS	NS	NS
Tin	Sn	10,000	**10,000**	10,000	10,000	NS				NS		NS	NS	NS
Zinc	Zn	10,000	**10,000**	10,000	10,000	NS	IS	IS	600	NS	IS	NS	NS	NS
Mercury	Hg	11.00	**6.52**	38.40	45.60	NS	IS	IS	1.8	NS	FA	NS	NS	NS
SVOCs (PAH)														
Naphthalene		182.0	**85.6**	453.0	914.0	NS				DL		NS	NS	NS
Acenaphthylene		2,340	**1,510**	10,000	10,000	NS				DL		NS	NS	NS
Acenaphthene		3,510	**3,280**	10,000	10,000	NS				DL		NS	NS	NS
Fluorene		2,380	**2,250**	10,000	7,450	NS				DL		NS	NS	NS
Phenanthrene		10,000	**10,000**	10,000	10,000	NS				DL		NS	NS	NS
Anthracene		10,000	**10,000**	10,000	10,000	NS				DL		NS	NS	NS
Fluoranthene		2,400	**2,270**	10,000	7,620	NS				DL		NS	NS	NS
Pyrene		1,800	**1,710**	10,000	5,720	NS				DL		NS	NS	NS
Chrysene		**871**	919	1,140	1,540	NS				DL		NS	NS	NS
Benzo(a)anthracene		12.0	**11.4**	91.8	38.3	NS				DL		NS	NS	NS
Benzo(b)fluoranthene		**9.88**	10.1	17.8	20.4	NS				DL		NS	NS	NS
Benzo(k)fluoranthene		120	**114**	918	383	NS				DL		NS	NS	NS
Dibenzo(a,h)anthracene		1.20	**1.14**	9.18	3.83	NS				DL		NS	NS	NS
Indeno(1,2,3-cd)pyrene		12.0	**11.4**	91.8	38.3	NS				DL		NS	NS	NS
Benzo(g,h,i)perylene		1,800	**1,710**	10,000	5,740	NS				DL		NS	NS	NS
Benzo(a)pyrene		1.20	**1.14**	9.18	3.83	NS				DL		NS	NS	NS
Petroleum Carbon Ranges (PCR/TPH)														
C6 - C8		1,410	**545**	10,000	10,000	NS	IS	IS	<437	NS	IS	NS	NS	NS
C9 - C16		2,240	**1,330**	10,000	10,000	NS	IS	IS		NS	IS	NS	NS	NS
C17 - C35		10,000	**10,000**	10,000	10,000	NS	IS	IS		NS	IS	NS	NS	NS
VOCs														
Benzene		0.704	**0.279**	9.210	42.200	NS				NS		NS	NS	NS
Toluene		1,440	**705**	10,000	10,000	NS				NS		NS	NS	NS
Ethylbenzene		709	**298**	8,240	10,000	NS				NS		NS	NS	NS
Xylenes (Total)		95.0	**36.8**	1,230.0	10,000.0	NS				NS		NS	NS	NS
BTEX														
BTEX		-	-	-	-	NS				NS		NS	NS	NS

Kennedy Town Comprehensive Development Area
Previous Testing Results

Chemical		Risk-based Remediation Goals for Soil				Depth (m below ground level)								
		Urban Residential	Rural Residential	Industrial	Public Parks	0.5	1.5	3.0	4.5	6.0	7.5	9.0	10.5	12.0
		(mg/kg)	(mg/kg)	(mg/kg)	(mg/kg)	Grid D - BH34								
Metals														
Arsenic	As	22.1	**21.8**	196.0	73.5	13.7	17.5	14.3	NA	NA	NA	NS	NS	NS
Barium	Ba	10,000	**10,000**	10,000	10,000									
Cadmium	Cd	73.8	**72.8**	653.0	245.0	19.3	6.77	0.17	0.03	NA	0.03	NS	NS	NS
Cobalt	Co	1,480	**1,460**	10,000	4,900									
Chromium VI	Cr(VI)	221	**218**	1,960	735									
Copper	**Cu**	2,950	**2,910**	10,000	9,790	**5291**	1749	63.2	1.7	NA	2.61	NS	NS	NS
Molybdenum	Mo	369	**364**	3,260	1,220									
Nickel	Ni	1,480	**1,460**	10,000	4,900									
Lead	**Pb**	258	**255**	2,290	857	**13600**	**1408**	172	19	NA	19.5	NS	NS	NS
Tin	Sn	10,000	**10,000**	10,000	10,000									
Zinc	**Zn**	10,000	**10,000**	10,000	10,000	**11800**	9262	167	3.4	NA	108	NS	NS	NS
Mercury	Hg	11.00	**6.52**	38.40	45.60	1.99	2.38	0.7	1.37	NA	DL	NS	NS	NS
SVOCs (PAH)														
Naphthalene		182.0	**85.6**	453.0	914.0									
Acenaphthylene		2,340	**1,510**	10,000	10,000									
Acenaphthene		3,510	**3,280**	10,000	10,000									
Fluorene		2,380	**2,250**	10,000	7,450									
Phenanthrene		10,000	**10,000**	10,000	10,000									
Anthracene		10,000	**10,000**	10,000	10,000									
Fluoranthene		2,400	**2,270**	10,000	7,620									
Pyrene		1,800	**1,710**	10,000	5,720									
Chrysene		**871**	919	1,140	1,540									
Benzo(a)anthracene		12.0	**11.4**	91.8	38.3									
Benzo(b)fluoranthene		**9.88**	10.1	17.8	20.4									
Benzo(k)fluoranthene		120	**114**	918	383									
Dibenzo(a,h)anthracene		1.20	**1.14**	9.18	3.83									
Indeno(1,2,3-cd)pyrene		12.0	**11.4**	91.8	38.3									
Benzo(g,h,i)perylene		1,800	**1,710**	10,000	5,740									
Benzo(a)pyrene		1.20	**1.14**	9.18	3.83									
Petroleum Carbon Ranges (PCR/TPH)														
C6 - C8		1,410	**545**	10,000	10,000	402	**619**	**1112**	<252	NA	<252	NS	NS	NS
C9 - C16		2,240	**1,330**	10,000	10,000					NA		NS	NS	NS
C17 - C35		10,000	**10,000**	10,000	10,000					NA		NS	NS	NS
VOCs														
Benzene		0.704	**0.279**	9.210	42.200									
Toluene		1,440	**705**	10,000	10,000									
Ethylbenzene		709	**298**	8,240	10,000									
Xylenes (Total)		95.0	**36.8**	1,230.0	10,000.0									
BTEX														
BTEX		-	-	-	-									

Note:
(1) Land uses highlighted in green indicate that their respective RBRG levels were relevant to the particular borehole and used to determine any exceedances in samples obtained.
(2) Parameters and RBRG levels highlighted in green indicate relevant RBRG exceedance.

Appendix F. Summary Table of Laboratory Testing Results for Additional SI

This page left intentionally blank for pagination.

Summary Report

Date of Issue: 07/09/2013
Client: Civil Engineering and Development Department
Service Order No.: GE/2012/24.08
Project: Demolition of Building and Structures in the Proposed Kennedy Town Comprehensive Development Area Site

ALS Lab ID		HK1319666001	HK1319666002	HK1319666003	HK1320123001	HK1320123002	HK1320125001	HK1320125002	HK1320125003	HK1320125004
Client Sample ID		BD1	BD1	TRIP BLANK	BD1	TRIP BLANK	BD1	BD1	BD1	TRIP BLANK
		0.5M	1.5M		3.0M		4.5M	6.0M	7.5M	
Sampling Date	Unit	19/07/2013	19/07/2013	19/07/2013	20/07/2013	20/07/2013	22/07/2013	22/07/2013	22/07/2013	22/07/2013
Metals										
Hexavalent Chromium	mg/kg	<1	<1	<20 ug/L	<1	<20 ug/L	<1	<1	<1	<20 ug/L
Mercury	mg/kg	1.6	0.7	<0.05 ug/L	0.6	<0.05 ug/L	<0.2	<0.2	<0.2	<0.05 ug/L
Trivalent Chromium	mg/kg	16	9	<20 ug/L	5	<20 ug/L	4	2	3	<20 ug/L
Cadmium	mg/kg	1.4	0.3	<0.2 ug/L	<0.2	<0.2 ug/L	0.4	<0.2	<0.2	<0.2 ug/L
Copper	mg/kg	269	28	<1 ug/L	6	<1 ug/L	14	2	3	<1 ug/L
Lead	mg/kg	578	189	<1 ug/L	46	<1 ug/L	60	126	23	<1 ug/L
Zinc	mg/kg	1410	166	<10 ug/L	54	<10 ug/L	120	95	144	<10 ug/L
Total Petroleum Hydrocarbons (TPH)										
C6 - C8 Fraction	mg/kg	<5	<5	<20 ug/L	<5	<20 ug/L	<5	<5	<5	<20 ug/L
C9 - C16 Fraction	mg/kg	<200	<200	<500 ug/L	<200	<500 ug/L	<200	<200	<200	<500 ug/L
C17 - C35 Fraction	mg/kg	<500	<500	<500 ug/L	<500	<500 ug/L	<500	<500	<500	<500 ug/L
Monocyclic Aromatic Hydrocarbons (MAH)										
Benzene	mg/kg	<0.2	<0.2	<5.0 ug/L	<0.2	<5.0 ug/L	<0.2	<0.2	<0.2	<5.0 ug/L
Toluene	mg/kg	<0.5	<0.5	<5.0 ug/L	<0.5	<5.0 ug/L	<0.5	<0.5	<0.5	<5.0 ug/L
Ethylbenzene	mg/kg	<0.5	<0.5	<5.0 ug/L	<0.5	<5.0 ug/L	<0.5	<0.5	<0.5	<5.0 ug/L
meta- & para-Xylene	mg/kg	<1.0	<1.0	<10 ug/L	<1.0	<10 ug/L	<1.0	<1.0	<1.0	<10 ug/L
ortho-Xylene	mg/kg	<0.5	<0.5	<5.0 ug/L	<0.5	<5.0 ug/L	<0.5	<0.5	<0.5	<5.0 ug/L
Xylenes (Total)	mg/kg	<2.0	<2.0	<20 ug/L	<2.0	<20 ug/L	<2.0	<2.0	<2.0	<20 ug/L
Polycyclic Aromatic Hydrocarbons (PAHs)										
Naphthalene	mg/kg	<0.500	<0.500	<2.0 ug/L	<0.500	<2.0 ug/L	<0.500	<0.500	<0.500	<2.0 ug/L
Acenaphthylene	mg/kg	<0.500	<0.500	<2.0 ug/L	<0.500	<2.0 ug/L	<0.500	<0.500	<0.500	<2.0 ug/L
Acenaphthene	mg/kg	<0.500	<0.500	<2.0 ug/L	<0.500	<2.0 ug/L	<0.500	<0.500	<0.500	<2.0 ug/L
Fluorene	mg/kg	<0.500	<0.500	<2.0 ug/L	<0.500	<2.0 ug/L	<0.500	<0.500	<0.500	<2.0 ug/L
Phenanthrene	mg/kg	<0.500	<0.500	<2.0 ug/L	<0.500	<2.0 ug/L	<0.500	<0.500	<0.500	<2.0 ug/L
Anthracene	mg/kg	<0.500	<0.500	<2.0 ug/L	<0.500	<2.0 ug/L	<0.500	<0.500	<0.500	<2.0 ug/L
Fluoranthene	mg/kg	<0.500	<0.500	<2.0 ug/L	<0.500	<2.0 ug/L	<0.500	<0.500	<0.500	<2.0 ug/L
Pyrene	mg/kg	<0.500	<0.500	<2.0 ug/L	<0.500	<2.0 ug/L	<0.500	<0.500	<0.500	<2.0 ug/L
Benz(a)anthracene	mg/kg	<0.500	<0.500	<2.0 ug/L	<0.500	<2.0 ug/L	<0.500	<0.500	<0.500	<2.0 ug/L
Chrysene	mg/kg	<0.500	<0.500	<1.0 ug/L	<0.500	<1.0 ug/L	<0.500	<0.500	<0.500	<1.0 ug/L
Benzo(b)fluoranthene	mg/kg	<0.500	<0.500	<1.0 ug/L	<0.500	<1.0 ug/L	<0.500	<0.500	<0.500	<1.0 ug/L
Benzo(k)fluoranthene	mg/kg	<0.500	<0.500	<1.0 ug/L	<0.500	<1.0 ug/L	<0.500	<0.500	<0.500	<1.0 ug/L
Benzo(a)pyrene	mg/kg	<0.500	<0.500	<2.0 ug/L	<0.500	<2.0 ug/L	<0.500	<0.500	<0.500	<2.0 ug/L
Indeno(1.2.3.cd)pyrene	mg/kg	<0.500	<0.500	<2.0 ug/L	<0.500	<2.0 ug/L	<0.500	<0.500	<0.500	<2.0 ug/L
Dibenz(a.h)anthracene	mg/kg	<0.500	<0.500	<2.0 ug/L	<0.500	<2.0 ug/L	<0.500	<0.500	<0.500	<2.0 ug/L
Benzo(g.h.i)perylene	mg/kg	<0.500	<0.500	<2.0 ug/L	<0.500	<2.0 ug/L	<0.500	<0.500	<0.500	<2.0 ug/L
Hexachlorobenzene and Bis(2-ethylhexyl) Phthalate										
Phenol	mg/kg	<0.50	<0.50	<2.0 ug/L	<0.50	<2.0 ug/L	<0.50	<0.50	<0.50	<2.0 ug/L
Hexachlorobenzene (HCB)	mg/kg	<0.200	<0.200	<4.0 ug/L	<0.200	<4.0 ug/L	<0.200	<0.200	<0.200	<4.0 ug/L
Bis(2-ethylhexyl)phthalate	mg/kg	<5.00	<5.00	<10.0 ug/L	<5.00	<10.0 ug/L	<5.00	<5.00	<5.00	<10.0 ug/L

Summary Report

Date of Issue: 07/09/2013
Client: Civil Engineering and Development Department
Service Order No.: GE/2012/24.08
Project: Demolition of Building and Structures in the Proposed Kennedy Town Comprehensive Development Area Site

ALS Lab ID		HK1320126001	HK1320126003	HK1320126004	HK1320126002	HK1320126005	HK1320132001	HK1320132002	HK1320132003	HK1320138001
Client Sample ID		BD1	BD3	BD3	BD1	TRIP BLANK	BD3	BD3	TRIP BLANK	BD3
		9.0M	0.5M	1.5M	GROUND WATER		3.0M	4.5M		6.0M
Sampling Date	Unit	23/07/2013	23/07/2013	23/07/2013	23/07/2013	23/07/2013	24/07/2013	24/07/2013	24/07/2013	25/07/2013
Metals										
Hexavalent Chromium	mg/kg	<1	<1	<1	--	<20 ug/L	<1	<1	<20 ug/L	<1
Mercury	mg/kg	<0.2	<0.2	2	<0.05 ug/L	<0.05 ug/L	2	0.8	<0.05 ug/L	<0.2
Trivalent Chromium	mg/kg	3	2	6	--	<20 ug/L	27	4	<20 ug/L	15
Cadmium	mg/kg	<0.2	<0.2	0.4	--	<0.2 ug/L	0.2	<0.2	<0.2 ug/L	<0.2
Copper	mg/kg	2	1	50	--	<1 ug/L	19	49	<1 ug/L	13
Lead	mg/kg	18	14	409	--	<1 ug/L	203	900	<1 ug/L	83
Zinc	mg/kg	164	44	367	--	<10 ug/L	164	85	<10 ug/L	92
Total Petroleum Hydrocarbons (TPH)										
C6 - C8 Fraction	mg/kg	<5	<5	<5	<20 ug/L	<20 ug/L	<5	<5	<20 ug/L	<5
C9 - C16 Fraction	mg/kg	<200	<200	<200	<500 ug/L	<500 ug/L	<200	<200	<500 ug/L	<200
C17 - C35 Fraction	mg/kg	<500	<500	<500	<500 ug/L	<500 ug/L	<500	<500	<500 ug/L	<500
Monocyclic Aromatic Hydrocarbons (MAH)										
Benzene	mg/kg	<0.2	<0.2	<0.2	<5.0 ug/L	<5.0 ug/L	<0.2	<0.2	<5.0 ug/L	<0.2
Toluene	mg/kg	<0.5	<0.5	<0.5	<5.0 ug/L	<5.0 ug/L	<0.5	<0.5	<5.0 ug/L	<0.5
Ethylbenzene	mg/kg	<0.5	<0.5	<0.5	<5.0 ug/L	<5.0 ug/L	<0.5	<0.5	<5.0 ug/L	<0.5
meta- & para-Xylene	mg/kg	<1.0	<1.0	<1.0	<10 ug/L	<10 ug/L	<1.0	<1.0	<10 ug/L	<1.0
ortho-Xylene	mg/kg	<0.5	<0.5	<0.5	<5.0 ug/L	<5.0 ug/L	<0.5	<0.5	<5.0 ug/L	<0.5
Xylenes (Total)	mg/kg	<2.0	<2.0	<2.0	<20 ug/L	<20 ug/L	<2.0	<2.0	<20 ug/L	<2.0
Polycyclic Aromatic Hydrocarbons (PAHs)										
Naphthalene	mg/kg	<0.500	<0.500	<0.500	<2.0 ug/L	<2.0 ug/L	<0.500	<0.500	<2.0 ug/L	<0.500
Acenaphthylene	mg/kg	<0.500	<0.500	<0.500	<2.0 ug/L	<2.0 ug/L	<0.500	<0.500	<2.0 ug/L	<0.500
Acenaphthene	mg/kg	<0.500	<0.500	<0.500	<2.0 ug/L	<2.0 ug/L	<0.500	<0.500	<2.0 ug/L	<0.500
Fluorene	mg/kg	<0.500	<0.500	<0.500	<2.0 ug/L	<2.0 ug/L	<0.500	<0.500	<2.0 ug/L	<0.500
Phenanthrene	mg/kg	<0.500	<0.500	<0.500	<2.0 ug/L	<2.0 ug/L	<0.500	<0.500	<2.0 ug/L	<0.500
Anthracene	mg/kg	<0.500	<0.500	<0.500	<2.0 ug/L	<2.0 ug/L	<0.500	<0.500	<2.0 ug/L	<0.500
Fluoranthene	mg/kg	<0.500	<0.500	0.525	<2.0 ug/L	<2.0 ug/L	<0.500	<0.500	<2.0 ug/L	<0.500
Pyrene	mg/kg	<0.500	<0.500	0.591	<2.0 ug/L	<2.0 ug/L	<0.500	<0.500	<2.0 ug/L	<0.500
Benz(a)anthracene	mg/kg	<0.500	<0.500	<0.500	--	<2.0 ug/L	<0.500	<0.500	<2.0 ug/L	<0.500
Chrysene	mg/kg	<0.500	<0.500	<0.500	<1.0 ug/L	<1.0 ug/L	<0.500	<0.500	<1.0 ug/L	<0.500
Benzo(b)fluoranthene	mg/kg	<0.500	<0.500	0.507	<1.0 ug/L	<1.0 ug/L	<0.500	<0.500	<1.0 ug/L	<0.500
Benzo(k)fluoranthene	mg/kg	<0.500	<0.500	<0.500		<1.0 ug/L	<0.500	<0.500	<1.0 ug/L	<0.500
Benzo(a)pyrene	mg/kg	<0.500	<0.500	<0.500	--	<2.0 ug/L	<0.500	<0.500	<2.0 ug/L	<0.500
Indeno(1.2.3.cd)pyrene	mg/kg	<0.500	<0.500	<0.500	--	<2.0 ug/L	<0.500	<0.500	<2.0 ug/L	<0.500
Dibenz(a.h)anthracene	mg/kg	<0.500	<0.500	<0.500	--	<2.0 ug/L	<0.500	<0.500	<2.0 ug/L	<0.500
Benzo(g.h.i)perylene	mg/kg	<0.500	<0.500	<0.500	--	<2.0 ug/L	<0.500	<0.500	<2.0 ug/L	<0.500
Hexachlorobenzene and Bis(2-ethylhexyl) Phthalate										
Phenol	mg/kg	<0.50	<0.50	<0.50	--	<2.0 ug/L	<0.50	<0.50	<2.0 ug/L	<0.50
Hexachlorobenzene (HCB)	mg/kg	<0.200	<0.200	<0.200	<4.0 ug/L	<4.0 ug/L	<0.200	<0.200	<4.0 ug/L	<0.200
Bis(2-ethylhexyl)phthalate	mg/kg	<5.00	<5.00	<5.00	--	<10.0 ug/L	<5.00	<5.00	<10.0 ug/L	<5.00

Summary Report

Date of Issue: 07/09/2013
Client: Civil Engineering and Development Department
Service Order No.: GE/2012/24.08
Project: Demolition of Building and Structures in the Proposed Kennedy Town Comprehensive Development Area Site

ALS Lab ID		HK1320138002	HK1320138003	HK1320138004	HK1320497001	HK1320497002	HK1320497003	HK1320497004	HK1320497005	HK1320497006
Client Sample ID		BD3	BD3	TRIP BLANK	BD3	BD2	BD2	BD4	BD4	TRIP BLANK
		7.5M	9.0M		GROUND WATER	0.5M	1.5M	0.5M	1.5M	
Sampling Date	Unit	25/07/2013	25/07/2013	25/07/2013	29/07/2013	29/07/2013	29/07/2013	29/07/2013	29/07/2013	29/07/2013
Metals										
Hexavalent Chromium	mg/kg	<1	<1	<20 ug/L	--	<1	1	<1	<1	<20 ug/L
Mercury	mg/kg	<0.2	<0.2	<0.05 ug/L	<0.05 ug/L	1.8	0.9	1.3	0.6	<0.05 ug/L
Trivalent Chromium	mg/kg	3	3	<20 ug/L	--	17	19	20	4	<20 ug/L
Cadmium	mg/kg	<0.2	<0.2	<0.2 ug/L	--	0.4	1	1.5	0.6	<0.2 ug/L
Copper	mg/kg	1	1	<1 ug/L	--	112	302	232	64	<1 ug/L
Lead	mg/kg	10	12	<1 ug/L	--	356	605	546	292	<1 ug/L
Zinc	mg/kg	109	48	<10 ug/L	--	421	1100	1190	362	<10 ug/L
Total Petroleum Hydrocarbons (TPH)										
C6 - C8 Fraction	mg/kg	<5	<5	<20 ug/L	<20 ug/L	<5	<5	7	27	<20 ug/L
C9 - C16 Fraction	mg/kg	<200	<200	<500 ug/L	<500 ug/L	<200	<200	1660	3790	<500 ug/L
C17 - C35 Fraction	mg/kg	<500	<500	<500 ug/L	<500 ug/L	<500	<500	3400	5510	<500 ug/L
Monocyclic Aromatic Hydrocarbons (MAH)										
Benzene	mg/kg	<0.2	<0.2	<5.0 ug/L	<5.0 ug/L	<0.2	<0.2	<0.2	<0.2	<5.0 ug/L
Toluene	mg/kg	<0.5	<0.5	<5.0 ug/L	<5.0 ug/L	<0.5	<0.5	<0.5	<0.5	<5.0 ug/L
Ethylbenzene	mg/kg	<0.5	<0.5	<5.0 ug/L	<5.0 ug/L	<0.5	<0.5	<0.5	<0.5	<5.0 ug/L
meta- & para-Xylene	mg/kg	<1.0	<1.0	<10 ug/L	<10 ug/L	<1.0	<1.0	<1.0	<1.0	<10 ug/L
ortho-Xylene	mg/kg	<0.5	<0.5	<5.0 ug/L	<5.0 ug/L	<0.5	<0.5	<0.5	<0.5	<5.0 ug/L
Xylenes (Total)	mg/kg	<2.0	<2.0	<20 ug/L	<20 ug/L	<2.0	<2.0	<2.0	<2.0	<20 ug/L
Polycyclic Aromatic Hydrocarbons (PAHs)										
Naphthalene	mg/kg	<0.500	<0.500	<2.0 ug/L	<2.0 ug/L	<0.500	<0.500	<0.500	4.58	<2.0 ug/L
Acenaphthylene	mg/kg	<0.500	<0.500	<2.0 ug/L	<2.0 ug/L	<0.500	<0.500	<0.500	<0.500	<2.0 ug/L
Acenaphthene	mg/kg	<0.500	<0.500	<2.0 ug/L	<2.0 ug/L	<0.500	<0.500	<0.500	0.79	<2.0 ug/L
Fluorene	mg/kg	<0.500	<0.500	<2.0 ug/L	<2.0 ug/L	<0.500	<0.500	0.882	2.61	<2.0 ug/L
Phenanthrene	mg/kg	<0.500	<0.500	<2.0 ug/L	<2.0 ug/L	<0.500	<0.500	1.5	6.51	<2.0 ug/L
Anthracene	mg/kg	<0.500	<0.500	<2.0 ug/L	<2.0 ug/L	<0.500	<0.500	<0.500	0.642	<2.0 ug/L
Fluoranthene	mg/kg	<0.500	<0.500	<2.0 ug/L	<2.0 ug/L	0.525	0.653	<0.500	<0.500	<2.0 ug/L
Pyrene	mg/kg	<0.500	<0.500	<2.0 ug/L	<2.0 ug/L	0.533	0.644	0.758	1.65	<2.0 ug/L
Benz(a)anthracene	mg/kg	<0.500	<0.500	<2.0 ug/L	--	<0.500	<0.500	<0.500	<0.500	<2.0 ug/L
Chrysene	mg/kg	<0.500	<0.500	<1.0 ug/L	<1.0 ug/L	<0.500	<0.500	<0.500	<0.500	<1.0 ug/L
Benzo(b)fluoranthene	mg/kg	<0.500	<0.500	<1.0 ug/L	<1.0 ug/L	<0.500	0.592	<0.500	<0.500	<1.0 ug/L
Benzo(k)fluoranthene	mg/kg	<0.500	<0.500	<1.0 ug/L		<0.500	<0.500	<0.500	<0.500	<1.0 ug/L
Benzo(a)pyrene	mg/kg	<0.500	<0.500	<2.0 ug/L	--	<0.500	<0.500	<0.500	<0.500	<2.0 ug/L
Indeno(1.2.3.cd)pyrene	mg/kg	<0.500	<0.500	<2.0 ug/L	--	<0.500	<0.500	<0.500	<0.500	<2.0 ug/L
Dibenz(a.h)anthracene	mg/kg	<0.500	<0.500	<2.0 ug/L	--	<0.500	<0.500	<0.500	<0.500	<2.0 ug/L
Benzo(g.h.i)perylene	mg/kg	<0.500	<0.500	<2.0 ug/L	--	<0.500	<0.500	<0.500	<0.500	<2.0 ug/L
Hexachlorobenzene and Bis(2-ethylhexyl) Phthalate										
Phenol	mg/kg	<0.50	<0.50	<2.0 ug/L	--	<0.50	<0.50	<0.50	<0.50	<2.0 ug/L
Hexachlorobenzene (HCB)	mg/kg	<0.200	<0.200	<4.0 ug/L	<4.0 ug/L	<0.200	<0.200	<0.200	<0.200	<4.0 ug/L
Bis(2-ethylhexyl)phthalate	mg/kg	<5.00	<5.00	<10.0 ug/L	--	<5.00	<5.00	<5.00	<5.00	<10.0 ug/L

Summary Report

Date of Issue: 07/09/2013
Client: Civil Engineering and Development Department
Service Order No.: GE/2012/24.08
Project: Demolition of Building and Structures in the Proposed Kennedy Town Comprehensive Development Area Site

ALS Lab ID		HK1320502001	HK1320502002	HK1320502003	HK1320656001	HK1320656002	HK1320656003	HK1320656004	HK1320963001	HK1320963002
Client Sample ID		BD2	BD2	TRIP BLANK	BD2	BD2	BD2	TRIP BLANK	BD4	BD4
		3.0M	6.0M		7.5M	9.0M	GROUND WATER		1.5M FIELD BLANK	1.5M EQUIPMENT BLANK
Sampling Date	Unit	30/07/2013	30/07/2013	30/07/2013	31/07/2013	31/07/2013	31/07/2013	31/07/2013	02/08/2013	02/08/2013
Metals										
Hexavalent Chromium	mg/kg	<1	<1	<20 ug/L	<1	<1	--	<20 ug/L	<20 ug/L	<20 ug/L
Mercury	mg/kg	7.9	<0.2	<0.05 ug/L	<0.2	<0.2	<0.05 ug/L	<0.05 ug/L	<0.05 ug/L	<0.05 ug/L
Trivalent Chromium	mg/kg	11	4	<20 ug/L	2	2	--	<20 ug/L	<20 ug/L	<20 ug/L
Cadmium	mg/kg	0.5	<0.2	<0.2 ug/L	<0.2	0.3	--	<0.2 ug/L	<0.2 ug/L	<0.2 ug/L
Copper	mg/kg	72	2	<1 ug/L	2	1	--	<1 ug/L	<1 ug/L	<1 ug/L
Lead	mg/kg	280	11	<1 ug/L	14	61	--	<1 ug/L	<1 ug/L	<1 ug/L
Zinc	mg/kg	574	71	<10 ug/L	97	105	--	<10 ug/L	<10 ug/L	<10 ug/L
Total Petroleum Hydrocarbons (TPH)										
C6 - C8 Fraction	mg/kg	<5	<5	<20 ug/L	<5	<5	<20 ug/L	<20 ug/L	<20 ug/L	<20 ug/L
C9 - C16 Fraction	mg/kg	<200	<200	<500 ug/L	<200	<200	<500 ug/L	<500 ug/L	<500 ug/L	<500 ug/L
C17 - C35 Fraction	mg/kg	<500	<500	<500 ug/L	<500	<500	<500 ug/L	<500 ug/L	<500 ug/L	<500 ug/L
Monocyclic Aromatic Hydrocarbons (MAH)										
Benzene	mg/kg	<0.2	<0.2	<5.0 ug/L	<0.2	<0.2	<5.0 ug/L	<5.0 ug/L	<5.0 ug/L	<5.0 ug/L
Toluene	mg/kg	<0.5	<0.5	<5.0 ug/L	<0.5	<0.5	<5.0 ug/L	<5.0 ug/L	<5.0 ug/L	<5.0 ug/L
Ethylbenzene	mg/kg	<0.5	<0.5	<5.0 ug/L	<0.5	<0.5	<5.0 ug/L	<5.0 ug/L	<5.0 ug/L	<5.0 ug/L
meta- & para-Xylene	mg/kg	<1.0	<1.0	<10 ug/L	<1.0	<1.0	<10 ug/L	<10 ug/L	<10 ug/L	<10 ug/L
ortho-Xylene	mg/kg	<0.5	<0.5	<5.0 ug/L	<0.5	<0.5	<5.0 ug/L	<5.0 ug/L	<5.0 ug/L	<5.0 ug/L
Xylenes (Total)	mg/kg	<2.0	<2.0	<20 ug/L	<2.0	<2.0	<20 ug/L	<20 ug/L	<20 ug/L	<20 ug/L
Polycyclic Aromatic Hydrocarbons (PAHs)										
Naphthalene	mg/kg	<0.500	<0.500	<2.0 ug/L	<0.500	<0.500	<2.0 ug/L	<2.0 ug/L	<2.0 ug/L	<2.0 ug/L
Acenaphthylene	mg/kg	<0.500	<0.500	<2.0 ug/L	<0.500	<0.500	<2.0 ug/L	<2.0 ug/L	<2.0 ug/L	<2.0 ug/L
Acenaphthene	mg/kg	<0.500	<0.500	<2.0 ug/L	<0.500	<0.500	<2.0 ug/L	<2.0 ug/L	<2.0 ug/L	<2.0 ug/L
Fluorene	mg/kg	<0.500	<0.500	<2.0 ug/L	<0.500	<0.500	<2.0 ug/L	<2.0 ug/L	<2.0 ug/L	<2.0 ug/L
Phenanthrene	mg/kg	2.05	<0.500	<2.0 ug/L	<0.500	<0.500	<2.0 ug/L	<2.0 ug/L	<2.0 ug/L	<2.0 ug/L
Anthracene	mg/kg	0.534	<0.500	<2.0 ug/L	<0.500	<0.500	<2.0 ug/L	<2.0 ug/L	<2.0 ug/L	<2.0 ug/L
Fluoranthene	mg/kg	3.88	<0.500	<2.0 ug/L	<0.500	<0.500	<2.0 ug/L	<2.0 ug/L	<2.0 ug/L	<2.0 ug/L
Pyrene	mg/kg	4.27	<0.500	<2.0 ug/L	<0.500	<0.500	<2.0 ug/L	<2.0 ug/L	<2.0 ug/L	<2.0 ug/L
Benz(a)anthracene	mg/kg	1.82	<0.500	<2.0 ug/L	<0.500	<0.500	--	<2.0 ug/L	<2.0 ug/L	<2.0 ug/L
Chrysene	mg/kg	1.98	<0.500	<1.0 ug/L	<0.500	<0.500	<1.0 ug/L	<1.0 ug/L	<1.0 ug/L	<1.0 ug/L
Benzo(b)fluoranthene	mg/kg	2.69	<0.500	<1.0 ug/L	<0.500	<0.500	<1.0 ug/L	<1.0 ug/L	<1.0 ug/L	<1.0 ug/L
Benzo(k)fluoranthene	mg/kg	0.84	<0.500	<1.0 ug/L	<0.500	<0.500		<1.0 ug/L	<1.0 ug/L	<1.0 ug/L
Benzo(a)pyrene	mg/kg	2.18	<0.500	<2.0 ug/L	<0.500	<0.500	--	<2.0 ug/L	<2.0 ug/L	<2.0 ug/L
Indeno(1.2.3.cd)pyrene	mg/kg	1.72	<0.500	<2.0 ug/L	<0.500	<0.500	--	<2.0 ug/L	<2.0 ug/L	<2.0 ug/L
Dibenz(a.h)anthracene	mg/kg	<0.500	<0.500	<2.0 ug/L	<0.500	<0.500	--	<2.0 ug/L	<2.0 ug/L	<2.0 ug/L
Benzo(g.h.i)perylene	mg/kg	1.74	<0.500	<2.0 ug/L	<0.500	<0.500	--	<2.0 ug/L	<2.0 ug/L	<2.0 ug/L
Hexachlorobenzene and Bis(2-ethylhexyl) Phthalate										
Phenol	mg/kg	<0.50	<0.50	<2.0 ug/L	<0.50	<0.50	--	<2.0 ug/L	<2.0 ug/L	<2.0 ug/L
Hexachlorobenzene (HCB)	mg/kg	<0.200	<0.200	<4.0 ug/L	<0.200	<0.200	<4.0 ug/L	<4.0 ug/L	<4.0 ug/L	<4.0 ug/L
Bis(2-ethylhexyl)phthalate	mg/kg	<5.00	<5.00	<10.0 ug/L	<5.00	<5.00	--	<10.0 ug/L	<10.0 ug/L	<10.0 ug/L

Summary Report

Date of Issue: 07/09/2013
Client: Civil Engineering and Development Department
Service Order No.: GE/2012/24.08
Project: Demolition of Building and Structures in the Proposed Kennedy Town Comprehensive Development Area Site

ALS Lab ID		HK1320963003	HK1320963004	HK1320963005	HK1320963006	HK1321360001	HK1321360002	HK1321360003	HK1321360004	HK1321366001
Client Sample ID		BD4	BD4	BD4	TRIP BLANK	BD4	BD4	BD4	TRIP BLANK	BD4
		1.5M QC SAMPLE	3.0M	4.5M		6.0M	7.5M	9.0M		GROUND WATER
Sampling Date	Unit	02/08/2013	02/08/2013	02/08/2013	02/08/2013	03/08/2013	03/08/2013	03/08/2013	03/08/2013	07/08/2013
Metals										
Hexavalent Chromium	mg/kg	<1	<1	<1	<20 ug/L	<1	<1	<1	<20 ug/L	--
Mercury	mg/kg	0.6	6.9	1.9	<0.05 ug/L	0.8	<0.2	<0.2	<0.05 ug/L	<0.05 ug/L
Trivalent Chromium	mg/kg	5	11	19	<20 ug/L	3	3	3	<20 ug/L	--
Cadmium	mg/kg	0.8	1.5	0.5	<0.2 ug/L	<0.2	<0.2	<0.2	<0.2 ug/L	--
Copper	mg/kg	109	109	82	1 ug/L	12	4	2	<1 ug/L	--
Lead	mg/kg	240	990	191	<1 ug/L	86	14	20	<1 ug/L	--
Zinc	mg/kg	427	1170	453	<10 ug/L	188	106	60	<10 ug/L	--
Total Petroleum Hydrocarbons (TPH)										
C6 - C8 Fraction	mg/kg	15	10	<5	<20 ug/L	<5	<5	<5	<20 ug/L	<20 ug/L
C9 - C16 Fraction	mg/kg	2650	2370	<200	<500 ug/L	<200	<200	<200	<500 ug/L	<500 ug/L
C17 - C35 Fraction	mg/kg	3750	3280	<500	<500 ug/L	<500	<500	<500	<500 ug/L	<500 ug/L
Monocyclic Aromatic Hydrocarbons (MAH)										
Benzene	mg/kg	<0.2	<0.2	<0.2	<5.0 ug/L	<0.2	<0.2	<0.2	<5.0 ug/L	<5.0 ug/L
Toluene	mg/kg	<0.5	<0.5	<0.5	<5.0 ug/L	<0.5	<0.5	<0.5	<5.0 ug/L	<5.0 ug/L
Ethylbenzene	mg/kg	<0.5	<0.5	<0.5	<5.0 ug/L	<0.5	<0.5	<0.5	<5.0 ug/L	<5.0 ug/L
meta- & para-Xylene	mg/kg	<1.0	<1.0	<1.0	<10 ug/L	<1.0	<1.0	<1.0	<10 ug/L	<10 ug/L
ortho-Xylene	mg/kg	<0.5	<0.5	<0.5	<5.0 ug/L	<0.5	<0.5	<0.5	<5.0 ug/L	<5.0 ug/L
Xylenes (Total)	mg/kg	<2.0	<2.0	<2.0	<20 ug/L	<2.0	<2.0	<2.0	<20 ug/L	<20 ug/L
Polycyclic Aromatic Hydrocarbons (PAHs)										
Naphthalene	mg/kg	0.852	<0.500	<0.500	<2.0 ug/L	<0.500	<0.500	<0.500	<2.0 ug/L	<2.0 ug/L
Acenaphthylene	mg/kg	<0.500	<0.500	<0.500	<2.0 ug/L	<0.500	<0.500	<0.500	<2.0 ug/L	<2.0 ug/L
Acenaphthene	mg/kg	<0.500	<0.500	<0.500	<2.0 ug/L	<0.500	<0.500	<0.500	<2.0 ug/L	<2.0 ug/L
Fluorene	mg/kg	0.7	<0.500	<0.500	<2.0 ug/L	<0.500	<0.500	<0.500	<2.0 ug/L	<2.0 ug/L
Phenanthrene	mg/kg	2.57	2.99	<0.500	<2.0 ug/L	<0.500	<0.500	<0.500	<2.0 ug/L	<2.0 ug/L
Anthracene	mg/kg	<0.500	<0.500	<0.500	<2.0 ug/L	<0.500	<0.500	<0.500	<2.0 ug/L	<2.0 ug/L
Fluoranthene	mg/kg	<0.500	<0.500	<0.500	<2.0 ug/L	0.769	<0.500	<0.500	<2.0 ug/L	<2.0 ug/L
Pyrene	mg/kg	0.955	0.965	<0.500	<2.0 ug/L	0.956	<0.500	<0.500	<2.0 ug/L	<2.0 ug/L
Benz(a)anthracene	mg/kg	<0.500	<0.500	<0.500	<2.0 ug/L	<0.500	<0.500	<0.500	<2.0 ug/L	--
Chrysene	mg/kg	<0.500	<0.500	<0.500	<1.0 ug/L	<0.500	<0.500	<0.500	<1.0 ug/L	<1.0 ug/L
Benzo(b)fluoranthene	mg/kg	<0.500	<0.500	<0.500	<1.0 ug/L	0.537	<0.500	<0.500	<1.0 ug/L	<1.0 ug/L
Benzo(k)fluoranthene	mg/kg	<0.500	<0.500	<0.500	<1.0 ug/L	<0.500	<0.500	<0.500	<1.0 ug/L	
Benzo(a)pyrene	mg/kg	<0.500	<0.500	<0.500	<2.0 ug/L	<0.500	<0.500	<0.500	<2.0 ug/L	--
Indeno(1.2.3.cd)pyrene	mg/kg	<0.500	<0.500	<0.500	<2.0 ug/L	<0.500	<0.500	<0.500	<2.0 ug/L	--
Dibenz(a.h)anthracene	mg/kg	<0.500	<0.500	<0.500	<2.0 ug/L	<0.500	<0.500	<0.500	<2.0 ug/L	--
Benzo(g.h.i)perylene	mg/kg	<0.500	<0.500	<0.500	<2.0 ug/L	<0.500	<0.500	<0.500	<2.0 ug/L	--
Hexachlorobenzene and Bis(2-ethylhexyl) Phthalate										
Phenol	mg/kg	<0.50	<0.50	<0.50	<2.0 ug/L	<0.50	<0.50	<0.50	<2.0 ug/L	--
Hexachlorobenzene (HCB)	mg/kg	<0.200	<0.200	<0.200	<4.0 ug/L	<0.200	<0.200	<0.200	<4.0 ug/L	<4.0 ug/L
Bis(2-ethylhexyl)phthalate	mg/kg	<5.00	<5.00	<5.00	<10.0 ug/L	<5.00	<5.00	<5.00	<10.0 ug/L	--

Summary Report

Date of Issue: 07/09/2013
Client: Civil Engineering and Development Department
Service Order No.: GE/2012/24.08
Project: Demolition of Building and Structures in the Proposed Kennedy Town Comprehensive Development Area Site

ALS Lab ID		HK1321366002
Client Sample ID		TRIP BLANK
Sampling Date	Unit	07/08/2013
Metals		
Hexavalent Chromium	mg/kg	<20 ug/L
Mercury	mg/kg	<0.05 ug/L
Trivalent Chromium	mg/kg	<20 ug/L
Cadmium	mg/kg	<0.2 ug/L
Copper	mg/kg	<1 ug/L
Lead	mg/kg	<1 ug/L
Zinc	mg/kg	<10 ug/L
Total Petroleum Hydrocarbons (TPH)		
C6 - C8 Fraction	mg/kg	<20 ug/L
C9 - C16 Fraction	mg/kg	<500 ug/L
C17 - C35 Fraction	mg/kg	<500 ug/L
Monocyclic Aromatic Hydrocarbons (MAH)		
Benzene	mg/kg	<5.0 ug/L
Toluene	mg/kg	<5.0 ug/L
Ethylbenzene	mg/kg	<5.0 ug/L
meta- & para-Xylene	mg/kg	<10 ug/L
ortho-Xylene	mg/kg	<5.0 ug/L
Xylenes (Total)	mg/kg	<20 ug/L
Polycyclic Aromatic Hydrocarbons (PAHs)		
Naphthalene	mg/kg	<2.0 ug/L
Acenaphthylene	mg/kg	<2.0 ug/L
Acenaphthene	mg/kg	<2.0 ug/L
Fluorene	mg/kg	<2.0 ug/L
Phenanthrene	mg/kg	<2.0 ug/L
Anthracene	mg/kg	<2.0 ug/L
Fluoranthene	mg/kg	<2.0 ug/L
Pyrene	mg/kg	<2.0 ug/L
Benz(a)anthracene	mg/kg	<2.0 ug/L
Chrysene	mg/kg	<1.0 ug/L
Benzo(b)fluoranthene	mg/kg	<1.0 ug/L
Benzo(k)fluoranthene	mg/kg	<1.0 ug/L
Benzo(a)pyrene	mg/kg	<2.0 ug/L
Indeno(1.2.3.cd)pyrene	mg/kg	<2.0 ug/L
Dibenz(a.h)anthracene	mg/kg	<2.0 ug/L
Benzo(g.h.i)perylene	mg/kg	<2.0 ug/L
Hexachlorobenzene and Bis(2-ethylhexyl) Phthalate		
Phenol	mg/kg	<2.0 ug/L
Hexachlorobenzene (HCB)	mg/kg	<4.0 ug/L
Bis(2-ethylhexyl)phthalate	mg/kg	<10.0 ug/L

Note:
Parameters highlighted in green indicate exceedance of relevant RBRG for Urban Residential / Rural Residential.

Appendix G. Certificates of Analysis for Additional SI

This page left intentionally blank for pagination.

ALS Technichem (HK) Pty Ltd

ALS Laboratory Group
ANALYTICAL CHEMISTRY & TESTING SERVICES

HOKLAS 066 TEST

CERTIFICATE OF ANALYSIS

Client	: CIVIL ENGINEERING AND DEVELOPMENT DEPARTMENT	Laboratory	: ALS Technichem HK Pty Ltd	Page	: 1 of 13
Contact	: MR SUN NG	Contact	: Fung Lim Chee, Richard	Work Order	: HK1319666
Address	: GEOTECHNICAL PROJECTS DIVISION, GEOTECHNICAL ENGINEERING OFFICE, 23/F., KWUN TONG VIEW, 410 KWUN TONG ROAD, KOWLOON, HONG KONG	Address	: 11/F., Chung Shun Knitting Centre, 1 - 3 Wing Yip Street, Kwai Chung, N.T., Hong Kong		
E-mail	: sunng@cedd.gov.hk	E-mail	: Richard.Fung@alsglobal.com		
Telephone	: ----	Telephone	: +852 2610 1044		
Facsimile	: ----	Facsimile	: +852 2610 2021		
Project	: DEMOLITION OF BUILDING AND STRUCTURES IN THE PROPOSED KENNEDY TOWN COMPREHENSIVE DEVELOPMENT AREA	Quote number	: ----	Date Samples Received	: 19-JUL-2013
Order number	: GE/2012/24.08			Issue Date	: 02-AUG-2013
C-O-C number	: H028437			No. of samples received	: 3
Site	: ----			No. of samples analysed	: 3

This report may not be reproduced except with prior written approval from the testing laboratory.

Hong Kong Accreditation Service (HKAS) has accedited this laboratory (ALS Technichem (HK) Pty Ltd) under Hong Kong Laboratory Accreditation Scheme (HOKLAS) for specific laboratory activities as listed in the HOKLAS Directory of Accredited Laboratories. The results shown in this certificate were determined by this laboratory in accordance with its terms of accreditation.

This document has been electronically signed by those names that appear on this report and are the authorised signatories. Electronic signing has been carried out in compliance with procedures specified in the Electronic Transactions Ordinance of Hong Kong, Chapter 553, Section 6.

Signatories	*Position*	*Authorised results for*
Anh Ngoc Huynh	Senior Chemist - Organics	Organics
Ng Chun Hoi, Michael	Chemist - Inorganics	Inorganics
Wong Wing, Kenneth	Assistant Supervisor - Metals	Inorganics

General Comments

This report supersedes any previous report(s) with this reference. Results apply to the sample(s) as submitted. All pages of this report have been checked and approved for release. When sampling time information is not provided by the client, sampling dates are shown without a time component. In these instances, the time component has been assumed by the laboratory for processing purposes. The completion date of analysis is: 01-AUG-2013

Key: LOR = Limit of reporting; CAS Number = CAS registry number from database maintained by Chemical Abstracts Services. The Chemical Abstracts Service is a division of the American Chemical Society.

Specific comments for Work Order: **HK1319666**

Project Name: Demolition of Building and Structures in the Proposed Kennedy Town Comprehensive Development Area Site.

Sample(s) were received in a chilled condition.

Water sample(s) analysed and reported on an as received basis.

Soil sample(s) analysed on an as received basis. Result(s) reported on a dry weight basis.

Water sample(s) were filtered prior to dissolved metal analysis.

Soil sample(s) as received, digested by In-house method E-ASTM D3974-09 based on ASTM D3974-09, prior to determination of metals.

Analytical Results

Sub-Matrix: **SOIL**

Compound	CAS Number	LOR	Unit	Client sample ID: BD1 0.0M-0.5M Client sampling date / time: 19-JUL-2013 15:00 HK1319666-001	Client sample ID: BD1 0.5M-1.5M Client sampling date / time: 19-JUL-2013 17:00 HK1319666-002			
EA/ED: Physical and Aggregate Properties								
EA055: Moisture Content (dried @ 103°C)	----	0.1	%	**16.3**	**18.8**			
EG: Metals and Major Cations								
EG020: Cadmium	7440-43-9	0.2	mg/kg	**1.4**	**0.3**			
EG020: Copper	7440-50-8	1	mg/kg	**269**	**28**			
EG020: Lead	7439-92-1	1	mg/kg	**578**	**189**			
EG020: Zinc	7440-66-6	1	mg/kg	**1410**	**166**			
EG036: Mercury	7439-97-6	0.2	mg/kg	**1.6**	**0.7**			
EG049: Trivalent Chromium	16065-83-1	1	mg/kg	**16**	**9**			
EG3060: Hexavalent Chromium	18540-29-9	1	mg/kg	<1	<1			
EP-076A: Polycyclic Aromatic Hydrocarbons (PAHs)								
Naphthalene	91-20-3	0.500	mg/kg	<0.500	<0.500			
Acenaphthylene	208-96-8	0.500	mg/kg	<0.500	<0.500			
Acenaphthene	83-32-9	0.500	mg/kg	<0.500	<0.500			
Fluorene	86-73-7	0.500	mg/kg	<0.500	<0.500			
Phenanthrene	85-01-8	0.500	mg/kg	<0.500	<0.500			
Anthracene	120-12-7	0.500	mg/kg	<0.500	<0.500			
Fluoranthene	206-44-0	0.500	mg/kg	<0.500	<0.500			
Pyrene	129-00-0	0.500	mg/kg	<0.500	<0.500			
Benz(a)anthracene	56-55-3	0.500	mg/kg	<0.500	<0.500			
Chrysene	218-01-9	0.500	mg/kg	<0.500	<0.500			
Benzo(b)fluoranthene	205-99-2	0.500	mg/kg	<0.500	<0.500			
Benzo(k)fluoranthene	207-08-9	0.500	mg/kg	<0.500	<0.500			
Benzo(a)pyrene	50-32-8	0.500	mg/kg	<0.500	<0.500			
Indeno(1.2.3.cd)pyrene	193-39-5	0.500	mg/kg	<0.500	<0.500			
Dibenz(a.h)anthracene	53-70-3	0.500	mg/kg	<0.500	<0.500			
Benzo(g.h.i)perylene	191-24-2	0.500	mg/kg	<0.500	<0.500			
EP-076B: Phenol, Hexachlorobenzene and Bis(2-ethylhexyl) Phthalate								
Phenol	108-95-2	0.50	mg/kg	<0.50	<0.50			
Hexachlorobenzene (HCB)	118-74-1	0.200	mg/kg	<0.200	<0.200			
Bis(2-ethylhexyl)phthalate	117-81-7	5.00	mg/kg	<5.00	<5.00			
EP-071HK_SR: Total Petroleum Hydrocarbons (TPH)								
C6 - C8 Fraction	----	5	mg/kg	<5	<5			
C9 - C16 Fraction	----	200	mg/kg	<200	<200			
C17 - C35 Fraction	----	500	mg/kg	<500	<500			
EP-074_SR-A: Monocyclic Aromatic Hydrocarbons (MAH)								
Benzene	71-43-2	0.2	mg/kg	<0.2	<0.2			

Sub-Matrix: SOIL				Client sample ID	BD1 0.0M-0.5M	BD1 0.5M-1.5M			
				Client sampling date / time	19-JUL-2013 15:00	19-JUL-2013 17:00			
Compound	CAS Number	LOR	Unit		HK1319666-001	HK1319666-002			
EP-074_SR-A: Monocyclic Aromatic Hydrocarbons (MAH) - Continued									
Toluene	108-88-3	0.5	mg/kg		<0.5	<0.5			
Ethylbenzene	100-41-4	0.5	mg/kg		<0.5	<0.5			
meta- & para-Xylene	108-38-3 106-42-3	1.0	mg/kg		<1.0	<1.0			
ortho-Xylene	95-47-6	0.5	mg/kg		<0.5	<0.5			
Xylenes (Total)	----	2.0	mg/kg		<2.0	<2.0			
EP-076S: Polycyclic Aromatics Hydrocarbons (PAHs) Surrogates									Surrogate control limits listed at end of this report.
2-Fluorobiphenyl	321-60-8	0.1	%		**64.6**	**63.9**			
4-Terphenyl-d14	1718-51-0	0.1	%		**101**	**116**			
EP-080_SRS: TPH(Volatile)/BTEX Surrogate									Surrogate control limits listed at end of this report.
Dibromofluoromethane	1868-53-7	0.1	%		**93.8**	**93.9**			
Toluene-D8	2037-26-5	0.1	%		**97.6**	**97.7**			
4-Bromofluorobenzene	460-00-4	0.1	%		**95.9**	**96.9**			
EP-074_SR-S: VOC Surrogates									Surrogate control limits listed at end of this report.
Dibromofluoromethane	1868-53-7	0.1	%		**93.8**	**93.9**			
Toluene-D8	2037-26-5	0.1	%		**97.6**	**97.7**			
4-Bromofluorobenzene	460-00-4	0.1	%		**95.9**	**96.9**			

Sub-Matrix: **WATER**

Compound	CAS Number	LOR	Unit	Client sample ID: TRIP BLANK Client sampling date / time: 19-JUL-2013 17:00 HK1319666-003
EG: Metals and Major Cations - Filtered				
EG020: Cadmium	7440-43-9	0.2	µg/L	<0.2
EG020: Copper	7440-50-8	1	µg/L	<1
EG020: Lead	7439-92-1	1	µg/L	<1
EG020: Zinc	7440-66-6	10	µg/L	<10
EG036: Mercury	7439-97-6	0.05	µg/L	<0.05
EG049: Trivalent Chromium	16065-83-1	20	µg/L	<20
EG050: Hexavalent Chromium	18540-29-9	20	µg/L	<20
EP-076A: Polycyclic Aromatic Hydrocarbons (PAHs)				
Naphthalene	91-20-3	2.0	µg/L	<2.0
Acenaphthylene	208-96-8	2.0	µg/L	<2.0
Acenaphthene	83-32-9	2.0	µg/L	<2.0
Fluorene	86-73-7	2.0	µg/L	<2.0
Phenanthrene	85-01-8	2.0	µg/L	<2.0
Anthracene	120-12-7	2.0	µg/L	<2.0
Fluoranthene	206-44-0	2.0	µg/L	<2.0
Pyrene	129-00-0	2.0	µg/L	<2.0
Benz(a)anthracene	56-55-3	2.0	µg/L	<2.0
Chrysene	218-01-9	1.0	µg/L	<1.0
Benzo(b)fluoranthene	205-99-2	1.0	µg/L	<1.0
Benzo(k)fluoranthene	207-08-9	1.0	µg/L	<1.0
Benzo(a)pyrene	50-32-8	2.0	µg/L	<2.0
Indeno(1.2.3.cd)pyrene	193-39-5	2.0	µg/L	<2.0
Dibenz(a.h)anthracene	53-70-3	2.0	µg/L	<2.0
Benzo(g.h.i)perylene	191-24-2	2.0	µg/L	<2.0
EP-076B: Phenol, Hexachlorobenzene and Bis(2-ethylhexyl) Phthalate				
Phenol	108-95-2	2.0	µg/L	<2.0
Hexachlorobenzene (HCB)	118-74-1	4.0	µg/L	<4.0
Bis(2-ethylhexyl)phthalate	117-81-7	10.0	µg/L	<10.0
EP-071HK_SR: Total Petroleum Hydrocarbons (TPH)				
C6 - C8 Fraction	----	20	µg/L	<20
C9 - C16 Fraction	----	500	µg/L	<500
C17 - C35 Fraction	----	500	µg/L	<500
EP-074_SR-A: Monocyclic Aromatic Hydrocarbons (MAH)				
Benzene	71-43-2	5.0	µg/L	<5.0
Toluene	108-88-3	5.0	µg/L	<5.0
Ethylbenzene	100-41-4	5.0	µg/L	<5.0
meta- & para-Xylene	108-38-3 106-42-3	10	µg/L	<10
ortho-Xylene	95-47-6	5.0	µg/L	<5.0
Xylenes (Total)	----	20	µg/L	<20

Sub-Matrix: **WATER**			*Client sample ID*	**TRIP BLANK**				
			Client sampling date / time	19-JUL-2013 17:00				
Compound	*CAS Number*	*LOR*	*Unit*	**HK1319666-003**				
EP-076S: Polycyclic Aromatics Hydrocarbons (PAHs) Surrogates								Surrogate control limits listed at end of this report.
2-Fluorobiphenyl	321-60-8	0.1	%	**57.4**				
4-Terphenyl-d14	1718-51-0	0.1	%	**97.7**				
EP-080_SRS: TPH(Volatile)/BTEX Surrogate								Surrogate control limits listed at end of this report.
Dibromofluoromethane	1868-53-7	0.1	%	**102**				
Toluene-D8	2037-26-5	0.1	%	**98.7**				
4-Bromofluorobenzene	460-00-4	0.1	%	**101**				
EP-074_SR-S: VOC Surrogates								Surrogate control limits listed at end of this report.
Dibromofluoromethane	1868-53-7	0.1	%	**102**				
Toluene-D8	2037-26-5	0.1	%	**98.7**				
4-Bromofluorobenzene	460-00-4	0.1	%	**101**				

Laboratory Duplicate (DUP) Report

Matrix: SOIL

Laboratory sample ID	Client sample ID	Method: Compound	CAS Number	Laboratory Duplicate (DUP) Report				
				LOR	Unit	Original Result	Duplicate Result	RPD (%)
EA/ED: Physical and Aggregate Properties (QC Lot: 2979733)								
HK1319598-001	Anonymous	EA055: Moisture Content (dried @ 103°C)	----	0.1	%	51.8	52.4	1.0
HK1319598-011	Anonymous	EA055: Moisture Content (dried @ 103°C)	----	0.1	%	39.7	38.8	2.4
EG: Metals and Major Cations (QC Lot: 2982864)								
HK1319666-002	BD1 0.5M-1.5M	EG020: Cadmium	7440-43-9	0.2	mg/kg	0.3	0.4	0.0
		EG020: Copper	7440-50-8	1	mg/kg	28	29	0.0
		EG020: Lead	7439-92-1	1	mg/kg	189	217	13.8
		EG020: Zinc	7440-66-6	1	mg/kg	166	162	2.3
HK1319746-010	Anonymous	EG020: Cadmium	7440-43-9	0.2	mg/kg	<0.2	<0.2	0.0
		EG020: Copper	7440-50-8	1	mg/kg	175	162	8.2
		EG020: Lead	7439-92-1	1	mg/kg	1	1	0.0
		EG020: Zinc	7440-66-6	1	mg/kg	96	89	7.4
EG: Metals and Major Cations (QC Lot: 2982866)								
HK1319253-002	Anonymous	EG3060: Hexavalent Chromium	18540-29-9	0.5	mg/kg	<0.5	<0.5	0.0
HK1319746-006	Anonymous	EG3060: Hexavalent Chromium	18540-29-9	0.5	mg/kg	<0.5	<0.5	0.0
EG: Metals and Major Cations (QC Lot: 2982982)								
HK1319666-002	BD1 0.5M-1.5M	EG036: Mercury	7439-97-6	0.2	mg/kg	0.7	0.7	0.0
HK1319746-010	Anonymous	EG036: Mercury	7439-97-6	0.02	mg/kg	<0.02	<0.02	0.0
EP-076A: Polycyclic Aromatic Hydrocarbons (PAHs) (QC Lot: 2979724)								
HK1319666-001	BD1 0.0M-0.5M	Naphthalene	91-20-3	500	µg/kg	<500	<500	0.0
		Acenaphthylene	208-96-8	500	µg/kg	<500	<500	0.0
		Acenaphthene	83-32-9	500	µg/kg	<500	<500	0.0
		Fluorene	86-73-7	500	µg/kg	<500	<500	0.0
		Phenanthrene	85-01-8	500	µg/kg	<500	<500	0.0
		Anthracene	120-12-7	500	µg/kg	<500	<500	0.0
		Fluoranthene	206-44-0	500	µg/kg	<500	<500	0.0
		Pyrene	129-00-0	500	µg/kg	<500	501	0.2
		Benz(a)anthracene	56-55-3	500	µg/kg	<500	<500	0.0
		Chrysene	218-01-9	500	µg/kg	<500	<500	0.0
		Benzo(b)fluoranthene	205-99-2	500	µg/kg	<500	<500	0.0
		Benzo(k)fluoranthene	207-08-9	500	µg/kg	<500	<500	0.0
		Benzo(a)pyrene	50-32-8	500	µg/kg	<500	<500	0.0
		Indeno(1.2.3.cd)pyrene	193-39-5	500	µg/kg	<500	<500	0.0
		Dibenz(a.h)anthracene	53-70-3	500	µg/kg	<500	<500	0.0
		Benzo(g.h.i)perylene	191-24-2	500	µg/kg	<500	<500	0.0
EP-076B: Phenol, Hexachlorobenzene and Bis(2-ethylhexyl) Phthalate (QC Lot: 2979724)								
HK1319666-001	BD1 0.0M-0.5M	Hexachlorobenzene (HCB)	118-74-1	200	µg/kg	<200	<200	0.0
		Phenol	108-95-2	500	µg/kg	<500	<500	0.0
		Bis(2-ethylhexyl)phthalate	117-81-7	5000	µg/kg	<5000	<5000	0.0
EP-071HK_SR: Total Petroleum Hydrocarbons (TPH) (QC Lot: 2979725)								

Matrix: SOIL

Laboratory sample ID	Client sample ID	Method: Compound	CAS Number	Laboratory Duplicate (DUP) Report				
				LOR	Unit	Original Result	Duplicate Result	RPD (%)
EP-071HK_SR: Total Petroleum Hydrocarbons (TPH) (QC Lot: 2979725) - Continued								
HK1319666-001	BD1 0.0M-0.5M	**C9 - C16 Fraction**	----	200	mg/kg	<200	<200	0.0
		C17 - C35 Fraction	----	500	mg/kg	<500	<500	0.0
EP-071HK_SR: Total Petroleum Hydrocarbons (TPH) (QC Lot: 2979732)								
HK1319666-001	BD1 0.0M-0.5M	**C6 - C8 Fraction**	----	5	mg/kg	<5	<5	0.0
EP-074_SR-A: Monocyclic Aromatic Hydrocarbons (MAH) (QC Lot: 2979731)								
HK1319666-001	BD1 0.0M-0.5M	**Benzene**	71-43-2	0.2	mg/kg	<0.2	<0.2	0.0
		Toluene	108-88-3	0.5	mg/kg	<0.5	<0.5	0.0
		Ethylbenzene	100-41-4	0.5	mg/kg	<0.5	<0.5	0.0
		ortho-Xylene	95-47-6	0.5	mg/kg	<0.5	<0.5	0.0
		meta- & para-Xylene	108-38-3 106-42-3	1.0	mg/kg	<1.0	<1.0	0.0
		Xylenes (Total)	----	2.0	mg/kg	<2.0	<2.0	0.0

Matrix: WATER

Laboratory sample ID	Client sample ID	Method: Compound	CAS Number	Laboratory Duplicate (DUP) Report				
				LOR	Unit	Original Result	Duplicate Result	RPD (%)
EG: Metals and Major Cations - Filtered (QC Lot: 2981818)								
HK1319746-014	Anonymous	**EG036: Mercury**	7439-97-6	0.05	µg/L	<0.05	<0.05	0.0
EG: Metals and Major Cations - Filtered (QC Lot: 2981819)								
HK1319746-014	Anonymous	**EG020: Cadmium**	7440-43-9	0.2	µg/L	<0.2	<0.2	0.0
		EG020: Copper	7440-50-8	1	µg/L	4	4	0.0
		EG020: Lead	7439-92-1	1	µg/L	19	18	0.0
		EG020: Zinc	7440-66-6	10	µg/L	<10	<10	0.0
EG: Metals and Major Cations - Filtered (QC Lot: 2981820)								
HK1319746-014	Anonymous	**EG050: Hexavalent Chromium**	18540-29-9	20	µg/L	<20	<20	0.0
EP-071HK_SR: Total Petroleum Hydrocarbons (TPH) (QC Lot: 2979735)								
HK1319666-003	TRIP BLANK	**C6 - C8 Fraction**	----	0.02	mg/L	<0.02	<0.02	0.0
EP-074_SR-A: Monocyclic Aromatic Hydrocarbons (MAH) (QC Lot: 2978952)								
HK1319498-001	Anonymous	**Benzene**	71-43-2	0.5	µg/L	<0.5	<0.5	0.0
		Toluene	108-88-3	0.5	µg/L	<0.5	<0.5	0.0
		Ethylbenzene	100-41-4	0.5	µg/L	<0.5	<0.5	0.0
		ortho-Xylene	95-47-6	0.5	µg/L	<0.5	<0.5	0.0
		meta- & para-Xylene	108-38-3 106-42-3	1	µg/L	<1	<1	0.0
		Xylenes (Total)	----	2	µg/L	<2	<2	0.0

Method Blank (MB), Laboratory Control Spike (LCS) and Laboratory Control Spike Duplicate (DCS) Report

Matrix: SOIL

Method: Compound	CAS Number	Method Blank (MB) Report			Laboratory Control Spike (LCS) and Laboratory Control Spike Duplicate (DCS) Report						
					Spike Concentration	Spike Recovery (%)		Recovery Limits (%)		RPD (%)	
		LOR	Unit	Result		LCS	DCS	Low	High	Value	Control Limit
EG: Metals and Major Cations (QC Lot: 2982864)											
EG020: Cadmium	7440-43-9	0.2	mg/kg	<0.2	5 mg/kg	101	----	86	110	----	----

Matrix: SOIL

Method: Compound	CAS Number	Method Blank (MB) Report			Laboratory Control Spike (LCS) and Laboratory Control Spike Duplicate (DCS) Report					
					Spike Concentration	Spike Recovery (%)		Recovery Limits (%)		RPD (%)	
		LOR	Unit	Result		LCS	DCS	Low	High	Value	Control Limit
EG: Metals and Major Cations (QC Lot: 2982864) - Continued											
EG020: Copper	7440-50-8	1	mg/kg	<1	5 mg/kg	98.1	----	85	109	----	----
EG020: Lead	7439-92-1	1	mg/kg	<1	5 mg/kg	95.7	----	84	106	----	----
EG020: Zinc	7440-66-6	1	mg/kg	<1	5 mg/kg	104	----	82	126	----	----
EG: Metals and Major Cations (QC Lot: 2982866)											
EG3060: Hexavalent Chromium	18540-29-9	0.5	mg/kg	<0.5	40 mg/kg	114	----	85	115	----	----
EG: Metals and Major Cations (QC Lot: 2982982)											
EG036: Mercury	7439-97-6	0.02	mg/kg	<0.02	0.1 mg/kg	86.4	----	80	112	----	----
EP-076A: Polycyclic Aromatic Hydrocarbons (PAHs) (QC Lot: 2979724)											
Naphthalene	91-20-3	25	µg/kg	----	25 µg/kg	72.5	----	63	117	----	----
				<50	----	----	----	----	----	----	----
Acenaphthylene	208-96-8	25	µg/kg	----	25 µg/kg	72.4	----	54	119	----	----
				<50	----	----	----	----	----	----	----
Acenaphthene	83-32-9	25	µg/kg	----	25 µg/kg	87.1	----	59	122	----	----
				<50	----	----	----	----	----	----	----
Fluorene	86-73-7	25	µg/kg	----	25 µg/kg	94.6	----	60	126	----	----
				<50	----	----	----	----	----	----	----
Phenanthrene	85-01-8	25	µg/kg	----	25 µg/kg	71.2	----	60	127	----	----
				<50	----	----	----	----	----	----	----
Anthracene	120-12-7	50	µg/kg	<50	----	----	----	----	----	----	----
				----	25 µg/kg	76.2	----	56	124	----	----
Fluoranthene	206-44-0	25	µg/kg	----	25 µg/kg	81.7	----	61	132	----	----
				<50	----	----	----	----	----	----	----
Pyrene	129-00-0	25	µg/kg	----	25 µg/kg	80.6	----	61	133	----	----
				<50	----	----	----	----	----	----	----
Benz(a)anthracene	56-55-3	50	µg/kg	<50	----	----	----	----	----	----	----
				----	25 µg/kg	74.7	----	57	124	----	----
Chrysene	218-01-9	50	µg/kg	<50	----	----	----	----	----	----	----
				----	25 µg/kg	78.6	----	60	128	----	----
Benzo(b)fluoranthene	205-99-2	50	µg/kg	<50	----	----	----	----	----	----	----
				----	25 µg/kg	80.6	----	48	135	----	----
Benzo(k)fluoranthene	207-08-9	25	µg/kg	----	25 µg/kg	78.2	----	58	133	----	----
				<50	----	----	----	----	----	----	----
Benzo(a)pyrene	50-32-8	25	µg/kg	----	25 µg/kg	86.3	----	50	124	----	----
				<50	----	----	----	----	----	----	----
Indeno(1.2.3.cd)pyrene	193-39-5	25	µg/kg	----	25 µg/kg	100	----	48	134	----	----
				<50	----	----	----	----	----	----	----
Dibenz(a.h)anthracene	53-70-3	25	µg/kg	----	25 µg/kg	83.4	----	50	137	----	----
				<50	----	----	----	----	----	----	----
Benzo(g.h.i)perylene	191-24-2	50	µg/kg	<50	----	----	----	----	----	----	----
				----	25 µg/kg	86.1	----	55	140	----	----

Matrix: SOIL

Method: Compound	CAS Number	Method Blank (MB) Report LOR	Unit	Result	Laboratory Control Spike (LCS) and Laboratory Control Spike Duplicate (DCS) Report: Spike Concentration	Spike Recovery (%) LCS	Spike Recovery (%) DCS	Recovery Limits (%) Low	Recovery Limits (%) High	RPD (%) Value	RPD (%) Control Limit
EP-076B: Phenol, Hexachlorobenzene and Bis(2-ethylhexyl) Phthalate (QC Lot: 2979724)											
Phenol	108-95-2	25	µg/kg	----	25 µg/kg	76.3	----	24	141	----	----
				<500	----	----	----	----	----	----	----
Hexachlorobenzene (HCB)	118-74-1	50	µg/kg	<50	----	----	----	----	----	----	----
				----	25 µg/kg	95.2	----	63	129	----	----
Bis(2-ethylhexyl)phthalate	117-81-7	1000	µg/kg	<1000	----	----	----	----	----	----	----
				----	25 µg/kg	102	----	61	163	----	----
EP-071HK_SR: Total Petroleum Hydrocarbons (TPH) (QC Lot: 2979725)											
C9 - C16 Fraction	----	200	mg/kg	<200	32 mg/kg	63.1	----	53	104	----	----
C17 - C35 Fraction	----	500	mg/kg	<500	90 mg/kg	53.9	----	43	99	----	----
EP-071HK_SR: Total Petroleum Hydrocarbons (TPH) (QC Lot: 2979732)											
C6 - C8 Fraction	----	5	mg/kg	<5	4.5 mg/kg	89.1	----	69	139	----	----
EP-074_SR-A: Monocyclic Aromatic Hydrocarbons (MAH) (QC Lot: 2979731)											
Benzene	71-43-2	0.1	mg/kg	<0.1	0.25 mg/kg	102	----	71	112	----	----
Toluene	108-88-3	0.2	mg/kg	<0.2	0.25 mg/kg	107	----	77	108	----	----
Ethylbenzene	100-41-4	0.2	mg/kg	<0.2	0.25 mg/kg	106	----	80	109	----	----
meta- & para-Xylene	108-38-3	0.4	mg/kg	<0.4	0.50 mg/kg	102	----	86	105	----	----
	106-42-3										
ortho-Xylene	95-47-6	0.2	mg/kg	<0.2	0.25 mg/kg	105	----	82	106	----	----
Xylenes (Total)	----	1.0	mg/kg	<1.0	0.75 mg/kg	103	----	86	104	----	----

Matrix: WATER

Method: Compound	CAS Number	Method Blank (MB) Report LOR	Unit	Result	Laboratory Control Spike (LCS) and Laboratory Control Spike Duplicate (DCS) Report: Spike Concentration	Spike Recovery (%) LCS	Spike Recovery (%) DCS	Recovery Limits (%) Low	Recovery Limits (%) High	RPD (%) Value	RPD (%) Control Limit
EG: Metals and Major Cations - Filtered (QC Lot: 2981818)											
EG036: Mercury	7439-97-6	0.05	µg/L	<0.05	0.2 µg/L	94.0	----	80	116	----	----
EG: Metals and Major Cations - Filtered (QC Lot: 2981819)											
EG020: Cadmium	7440-43-9	0.2	µg/L	<0.2	100 µg/L	99.7	----	78	112	----	----
EG020: Copper	7440-50-8	1	µg/L	<1	100 µg/L	96.9	----	79	113	----	----
EG020: Lead	7439-92-1	1	µg/L	<1	100 µg/L	96.5	----	81	109	----	----
EG020: Zinc	7440-66-6	10	µg/L	<10	100 µg/L	96.8	----	73	121	----	----
EG: Metals and Major Cations - Filtered (QC Lot: 2981820)											
EG050: Hexavalent Chromium	18540-29-9	20	µg/L	<20	100 µg/L	101	----	85	115	----	----
EP-076: Polycyclic Aromatics Hydrocarbons (PAHs) (QC Lot: 2979715)											
Naphthalene	91-20-3	0.2	µg/L	<0.2	0.5 µg/L	54.6	----	54	110	----	----
Acenaphthylene	208-96-8	0.2	µg/L	<0.2	0.5 µg/L	54.4	----	54	103	----	----
Acenaphthene	83-32-9	0.2	µg/L	<0.2	0.5 µg/L	61.6	----	56	102	----	----
Fluorene	86-73-7	0.2	µg/L	<0.2	0.5 µg/L	59.7	----	50	105	----	----
Phenanthrene	85-01-8	0.2	µg/L	<0.2	0.5 µg/L	63.1	----	53	106	----	----
Anthracene	120-12-7	0.2	µg/L	<0.2	0.5 µg/L	57.5	----	54	107	----	----
Fluoranthene	206-44-0	0.2	µg/L	<0.2	0.5 µg/L	68.3	----	63	118	----	----

Matrix: WATER

Method: Compound	CAS Number	Method Blank (MB) Report			Laboratory Control Spike (LCS) and Laboratory Control Spike Duplicate (DCS) Report					
					Spike Concentration	Spike Recovery (%)		Recovery Limits (%)		RPD (%)	
		LOR	Unit	Result		LCS	DCS	Low	High	Value	Control Limit
EP-076: Polycyclic Aromatics Hydrocarbons (PAHs) (QC Lot: 2979715) - Continued											
Pyrene	129-00-0	0.2	µg/L	<0.2	0.5 µg/L	71.4	----	67	120	----	----
Benz(a)anthracene	56-55-3	0.2	µg/L	<0.2	0.5 µg/L	80.7	----	57	117	----	----
Chrysene	218-01-9	0.2	µg/L	<0.2	0.5 µg/L	86.0	----	61	123	----	----
Benzo(b)fluoranthene	205-99-2	0.2	µg/L	<0.2	0.5 µg/L	86.7	----	55	112	----	----
Benzo(k)fluoranthene	207-08-9	0.2	µg/L	<0.2	0.5 µg/L	86.1	----	59	119	----	----
Benzo(a)pyrene	50-32-8	0.2	µg/L	<0.2	0.5 µg/L	84.7	----	62	116	----	----
Indeno(1.2.3.cd)pyrene	193-39-5	0.2	µg/L	<0.2	0.5 µg/L	89.9	----	61	119	----	----
Dibenz(a.h)anthracene	53-70-3	0.2	µg/L	<0.2	0.5 µg/L	102	----	64	117	----	----
Benzo(g.h.i)perylene	191-24-2	0.2	µg/L	<0.2	0.5 µg/L	98.0	----	62	119	----	----
EP-076B: Phenol, Hexachlorobenzene and Bis(2-ethylhexyl) Phthalate (QC Lot: 2979715)											
Phenol	108-95-2	5	µg/L	<5.0	0.5 µg/L	46.2	----	45	85	----	----
Hexachlorobenzene (HCB)	118-74-1	5	µg/L	<5.0	0.5 µg/L	59.0	----	45	122	----	----
Bis(2-ethylhexyl)phthalate	117-81-7	10	µg/L	<10.0	0.5 µg/L	99.0	----	78	137	----	----
EP-071HK_SR: Total Petroleum Hydrocarbons (TPH) (QC Lot: 2979716)											
C9 - C16 Fraction	----	0.5	mg/L	<0.5	0.21 mg/L	47.1	----	12	112	----	----
C17 - C35 Fraction	----	0.5	mg/L	<0.5	0.60 mg/L	48.5	----	4	130	----	----
EP-071HK_SR: Total Petroleum Hydrocarbons (TPH) (QC Lot: 2979735)											
C6 - C8 Fraction	----	0.02	mg/L	<0.02	0.03 mg/L	79.1	----	76	1134	----	----
EP-074_SR-A: Monocyclic Aromatic Hydrocarbons (MAH) (QC Lot: 2978952)											
Benzene	71-43-2	0.5	µg/L	<0.5	2 µg/L	86.7	----	58	126	----	----
Toluene	108-88-3	0.5	µg/L	<0.5	2 µg/L	110	----	63	124	----	----
Ethylbenzene	100-41-4	0.5	µg/L	<0.5	2 µg/L	94.6	----	62	123	----	----
meta- & para-Xylene	108-38-3 106-42-3	1	µg/L	<1	4 µg/L	88.9	----	66	126	----	----
ortho-Xylene	95-47-6	0.5	µg/L	<0.5	2 µg/L	90.7	----	62	125	----	----
Xylenes (Total)	----	2	µg/L	<2	6 µg/L	89.5	----	65	126	----	----

Matrix Spike (MS) and Matrix Spike Duplicate (MSD) Report

Matrix: SOIL

Laboratory sample ID	Client sample ID	Method: Compound	CAS Number	Matrix Spike (MS) and Matrix Spike Duplicate (MSD) Report						
				Spike Concentration	Spike Recovery (%)		Recovery Limits (%)		RPD (%)	
					MS	MSD	Low	High	Value	Control Limit
EG: Metals and Major Cations (QC Lot: 2982864)										
HK1319666-001	BD1 0.0M-0.5M	**EG020: Cadmium**	7440-43-9	5 mg/kg	95.2	----	75	125	----	----
		EG020: Copper	7440-50-8	5 mg/kg	# Not Determined	----	75	125	----	----
		EG020: Lead	7439-92-1	5 mg/kg	# Not Determined	----	75	125	----	----
		EG020: Zinc	7440-66-6	5 mg/kg	# Not Determined	----	75	125	----	----
EG: Metals and Major Cations (QC Lot: 2982982)										
HK1319666-001	BD1 0.0M-0.5M	**EG036: Mercury**	7439-97-6	0.1 mg/kg	# Not Determined	----	75	125	----	----
EP-071HK_SR: Total Petroleum Hydrocarbons (TPH) (QC Lot: 2979725)										
HK1319666-002	BD1 0.5M-1.5M	**C9 - C16 Fraction**	----	32 mg/kg	65.9	----	50	130	----	----
		C17 - C35 Fraction	----	90 mg/kg	60.0	----	50	130	----	----
EP-071HK_SR: Total Petroleum Hydrocarbons (TPH) (QC Lot: 2979732)										
HK1319666-002	BD1 0.5M-1.5M	**C6 - C8 Fraction**	----	4.5 mg/kg	94.0	----	50	130	----	----

Matrix: WATER

Laboratory sample ID	Client sample ID	Method: Compound	CAS Number	Matrix Spike (MS) and Matrix Spike Duplicate (MSD) Report						
				Spike Concentration	Spike Recovery (%)		Recovery Limits (%)		RPD (%)	
					MS	MSD	Low	High	Value	Control Limit
EG: Metals and Major Cations - Filtered (QC Lot: 2981818)										
HK1319666-003	TRIP BLANK	**EG036: Mercury**	7439-97-6	0.2 µg/L	94.0	----	75	125	----	----
EG: Metals and Major Cations - Filtered (QC Lot: 2981819)										
HK1319666-003	TRIP BLANK	**EG020: Cadmium**	7440-43-9	100 µg/L	97.0	----	75	125	----	----
		EG020: Copper	7440-50-8	100 µg/L	93.8	----	75	125	----	----
		EG020: Lead	7439-92-1	100 µg/L	92.9	----	75	125	----	----
		EG020: Zinc	7440-66-6	100 µg/L	90.6	----	75	125	----	----
EG: Metals and Major Cations - Filtered (QC Lot: 2981820)										
HK1319666-003	TRIP BLANK	**EG050: Hexavalent Chromium**	18540-29-9	100 µg/L	98.1	----	75	125	----	----

Surrogate Control Limits

Sub-Matrix: SOIL

Compound	CAS Number	Recovery Limits (%)	
		Low	High
EP-076S: Polycyclic Aromatics Hydrocarbons (PAHs) Surrogates			
2-Fluorobiphenyl	321-60-8	50	130
4-Terphenyl-d14	1718-51-0	50	130

Sub-Matrix: SOIL

Compound	CAS Number	Recovery Limits (%) Low	High
EP-080_SRS: TPH(Volatile)/BTEX Surrogate			
Dibromofluoromethane	1868-53-7	80	120
Toluene-D8	2037-26-5	81	117
4-Bromofluorobenzene	460-00-4	74	121
EP-074_SR-S: VOC Surrogates			
Dibromofluoromethane	1868-53-7	80	120
Toluene-D8	2037-26-5	81	117
4-Bromofluorobenzene	460-00-4	74	121

Sub-Matrix: WATER

Compound	CAS Number	Recovery Limits (%) Low	High
EP-076S: Polycyclic Aromatics Hydrocarbons (PAHs) Surrogates			
2-Fluorobiphenyl	321-60-8	50	130
4-Terphenyl-d14	1718-51-0	50	130
EP-080_SRS: TPH(Volatile)/BTEX Surrogate			
Dibromofluoromethane	1868-53-7	86	118
Toluene-D8	2037-26-5	88	110
4-Bromofluorobenzene	460-00-4	86	115
EP-074_SR-S: VOC Surrogates			
Dibromofluoromethane	1868-53-7	86	118
Toluene-D8	2037-26-5	88	110
4-Bromofluorobenzene	460-00-4	86	115

ALS Technichem (HK) Pty Ltd

ALS Laboratory Group
ANALYTICAL CHEMISTRY & TESTING SERVICES

HOKLAS 066 TEST

CERTIFICATE OF ANALYSIS

Client	: CIVIL ENGINEERING AND DEVELOPMENT DEPARTMENT	Laboratory	: ALS Technichem HK Pty Ltd	Page	: 1 of 13
Contact	: MR SUN NG	Contact	: Fung Lim Chee, Richard	Work Order	: HK1320123
Address	: GEOTECHNICAL PROJECTS DIVISION, GEOTECHNICAL ENGINEERING OFFICE, 23/F., KWUN TONG VIEW, 410 KWUN TONG ROAD, KOWLOON, HONG KONG	Address	: 11/F., Chung Shun Knitting Centre, 1 - 3 Wing Yip Street, Kwai Chung, N.T., Hong Kong		
E-mail	: sunng@cedd.gov.hk	E-mail	: Richard.Fung@alsglobal.com		
Telephone	: ----	Telephone	: +852 2610 1044		
Facsimile	: ----	Facsimile	: +852 2610 2021		
Project	: DEMOLITION OF BUILDING AND STRUCTURES IN THE PROPOSED KENNEDY TOWN COMPREHENSIVE DEVELOPMENT AREA	Quote number	: ----	Date Samples Received	: 20-JUL-2013
Order number	: GE/2012/24.08			Issue Date	: 08-AUG-2013
C-O-C number	: H028439			No. of samples received	: 2
Site	: ----			No. of samples analysed	: 2

This report may not be reproduced except with prior written approval from the testing laboratory.

Hong Kong Accreditation Service (HKAS) has accedited this laboratory (ALS Technichem (HK) Pty Ltd) under Hong Kong Laboratory Accreditation Scheme (HOKLAS) for specific laboratory activities as listed in the HOKLAS Directory of Accredited Laboratories. The results shown in this certificate were determined by this laboratory in accordance with its terms of accreditation.

This document has been electronically signed by those names that appear on this report and are the authorised signatories. Electronic signing has been carried out in compliance with procedures specified in the Electronic Transactions Ordinance of Hong Kong, Chapter 553, Section 6.

Signatories	*Position*	*Authorised results for*
Anh Ngoc Huynh	Senior Chemist - Organics	Organics
Ng Chun Hoi, Michael	Chemist - Inorganics	Inorganics
Wong Wing, Kenneth	Assistant Supervisor - Metals	Inorganics

General Comments

This report supersedes any previous report(s) with this reference. Results apply to the sample(s) as submitted. All pages of this report have been checked and approved for release. When sampling time information is not provided by the client, sampling dates are shown without a time component. In these instances, the time component has been assumed by the laboratory for processing purposes. The completion date of analysis is: 05-AUG-2013

Key: LOR = Limit of reporting; CAS Number = CAS registry number from database maintained by Chemical Abstracts Services. The Chemical Abstracts Service is a division of the American Chemical Society.

Specific comments for Work Order: **HK1320123**

Project Name: Demolition of Building and Structures in the Proposed Kennedy Town Comprehensive Development Area Site.

Sample(s) were received in a chilled condition.

Water sample(s) analysed and reported on an as received basis.

Soil sample(s) analysed on an as received basis. Result(s) reported on a dry weight basis.

Water sample(s) were filtered prior to dissolved metal analysis.

Soil sample(s) as received, digested by In-house method E-ASTM D3974-09 based on ASTM D3974-09, prior to determination of metals.

Analytical Results

Sub-Matrix: **SOIL**

Compound	CAS Number	LOR	Unit	Client sample ID: BD1 1.5M-3.0M Client sampling date / time: 20-JUL-2013 11:00 HK1320123-001
EA/ED: Physical and Aggregate Properties				
EA055: Moisture Content (dried @ 103°C)	----	0.1	%	**15.5**
EG: Metals and Major Cations				
EG020: Cadmium	7440-43-9	0.2	mg/kg	<0.2
EG020: Copper	7440-50-8	1	mg/kg	**6**
EG020: Lead	7439-92-1	1	mg/kg	**46**
EG020: Zinc	7440-66-6	1	mg/kg	**54**
EG036: Mercury	7439-97-6	0.2	mg/kg	**0.6**
EG049: Trivalent Chromium	16065-83-1	1	mg/kg	**5**
EG3060: Hexavalent Chromium	18540-29-9	1	mg/kg	<1
EP-076A: Polycyclic Aromatic Hydrocarbons (PAHs)				
Naphthalene	91-20-3	0.500	mg/kg	<0.500
Acenaphthylene	208-96-8	0.500	mg/kg	<0.500
Acenaphthene	83-32-9	0.500	mg/kg	<0.500
Fluorene	86-73-7	0.500	mg/kg	<0.500
Phenanthrene	85-01-8	0.500	mg/kg	<0.500
Anthracene	120-12-7	0.500	mg/kg	<0.500
Fluoranthene	206-44-0	0.500	mg/kg	<0.500
Pyrene	129-00-0	0.500	mg/kg	<0.500
Benz(a)anthracene	56-55-3	0.500	mg/kg	<0.500
Chrysene	218-01-9	0.500	mg/kg	<0.500
Benzo(b)fluoranthene	205-99-2	0.500	mg/kg	<0.500
Benzo(k)fluoranthene	207-08-9	0.500	mg/kg	<0.500
Benzo(a)pyrene	50-32-8	0.500	mg/kg	<0.500
Indeno(1.2.3.cd)pyrene	193-39-5	0.500	mg/kg	<0.500
Dibenz(a.h)anthracene	53-70-3	0.500	mg/kg	<0.500
Benzo(g.h.i)perylene	191-24-2	0.500	mg/kg	<0.500
EP-076B: Phenol, Hexachlorobenzene and Bis(2-ethylhexyl) Phthalate				
Phenol	108-95-2	0.50	mg/kg	<0.50
Hexachlorobenzene (HCB)	118-74-1	0.200	mg/kg	<0.200
Bis(2-ethylhexyl)phthalate	117-81-7	5.00	mg/kg	<5.00
EP-071HK_SR: Total Petroleum Hydrocarbons (TPH)				
C6 - C8 Fraction	----	5	mg/kg	<5
C9 - C16 Fraction	----	200	mg/kg	<200
C17 - C35 Fraction	----	500	mg/kg	<500
EP-074_SR-A: Monocyclic Aromatic Hydrocarbons (MAH)				
Benzene	71-43-2	0.2	mg/kg	<0.2

Sub-Matrix: **SOIL**

Compound	CAS Number	LOR	Unit	Client sample ID: BD1 1.5M-3.0M				
				Client sampling date / time: 20-JUL-2013 11:00				
				HK1320123-001				
EP-074_SR-A: Monocyclic Aromatic Hydrocarbons (MAH) - Continued								
Toluene	108-88-3	0.5	mg/kg	<0.5				
Ethylbenzene	100-41-4	0.5	mg/kg	<0.5				
meta- & para-Xylene	108-38-3 106-42-3	1.0	mg/kg	<1.0				
ortho-Xylene	95-47-6	0.5	mg/kg	<0.5				
Xylenes (Total)	----	2.0	mg/kg	<2.0				
EP-076S: Polycyclic Aromatics Hydrocarbons (PAHs) Surrogates				Surrogate control limits listed at end of this report.				
2-Fluorobiphenyl	321-60-8	0.1	%	**96.1**				
4-Terphenyl-d14	1718-51-0	0.1	%	**107**				
EP-080_SRS: TPH(Volatile)/BTEX Surrogate				Surrogate control limits listed at end of this report.				
Dibromofluoromethane	1868-53-7	0.1	%	**95.3**				
Toluene-D8	2037-26-5	0.1	%	**97.6**				
4-Bromofluorobenzene	460-00-4	0.1	%	**100**				
EP-074_SR-S: VOC Surrogates				Surrogate control limits listed at end of this report.				
Dibromofluoromethane	1868-53-7	0.1	%	**95.3**				
Toluene-D8	2037-26-5	0.1	%	**97.6**				
4-Bromofluorobenzene	460-00-4	0.1	%	**100**				

Sub-Matrix: **WATER**

Compound	CAS Number	LOR	Unit	Client sample ID: TRIP BLANK Client sampling date / time: 20-JUL-2013 11:00 HK1320123-002
EG: Metals and Major Cations - Filtered				
EG020: Cadmium	7440-43-9	0.2	µg/L	<0.2
EG020: Copper	7440-50-8	1	µg/L	<1
EG020: Lead	7439-92-1	1	µg/L	<1
EG020: Zinc	7440-66-6	10	µg/L	<10
EG036: Mercury	7439-97-6	0.05	µg/L	<0.05
EG049: Trivalent Chromium	16065-83-1	20	µg/L	<20
EG050: Hexavalent Chromium	18540-29-9	20	µg/L	<20
EP-076A: Polycyclic Aromatic Hydrocarbons (PAHs)				
Naphthalene	91-20-3	2.0	µg/L	<2.0
Acenaphthylene	208-96-8	2.0	µg/L	<2.0
Acenaphthene	83-32-9	2.0	µg/L	<2.0
Fluorene	86-73-7	2.0	µg/L	<2.0
Phenanthrene	85-01-8	2.0	µg/L	<2.0
Anthracene	120-12-7	2.0	µg/L	<2.0
Fluoranthene	206-44-0	2.0	µg/L	<2.0
Pyrene	129-00-0	2.0	µg/L	<2.0
Benz(a)anthracene	56-55-3	2.0	µg/L	<2.0
Chrysene	218-01-9	1.0	µg/L	<1.0
Benzo(b)fluoranthene	205-99-2	1.0	µg/L	<1.0
Benzo(k)fluoranthene	207-08-9	1.0	µg/L	<1.0
Benzo(a)pyrene	50-32-8	2.0	µg/L	<2.0
Indeno(1.2.3.cd)pyrene	193-39-5	2.0	µg/L	<2.0
Dibenz(a.h)anthracene	53-70-3	2.0	µg/L	<2.0
Benzo(g.h.i)perylene	191-24-2	2.0	µg/L	<2.0
EP-076B: Phenol, Hexachlorobenzene and Bis(2-ethylhexyl) Phthalate				
Phenol	108-95-2	2.0	µg/L	<2.0
Hexachlorobenzene (HCB)	118-74-1	4.0	µg/L	<4.0
Bis(2-ethylhexyl)phthalate	117-81-7	10.0	µg/L	<10.0
EP-071HK_SR: Total Petroleum Hydrocarbons (TPH)				
C6 - C8 Fraction	----	20	µg/L	<20
C9 - C16 Fraction	----	500	µg/L	<500
C17 - C35 Fraction	----	500	µg/L	<500
EP-074_SR-A: Monocyclic Aromatic Hydrocarbons (MAH)				
Benzene	71-43-2	5.0	µg/L	<5.0
Toluene	108-88-3	5.0	µg/L	<5.0
Ethylbenzene	100-41-4	5.0	µg/L	<5.0
meta- & para-Xylene	108-38-3 106-42-3	10	µg/L	<10
ortho-Xylene	95-47-6	5.0	µg/L	<5.0
Xylenes (Total)	----	20	µg/L	<20

Sub-Matrix: **WATER**			*Client sample ID*	**TRIP BLANK**				
			Client sampling date / time	20-JUL-2013 11:00				
Compound	*CAS Number*	*LOR*	*Unit*	**HK1320123-002**				
EP-076S: Polycyclic Aromatics Hydrocarbons (PAHs) Surrogates								Surrogate control limits listed at end of this report.
2-Fluorobiphenyl	321-60-8	0.1	%	**61.9**				
4-Terphenyl-d14	1718-51-0	0.1	%	**100**				
EP-080_SRS: TPH(Volatile)/BTEX Surrogate								Surrogate control limits listed at end of this report.
Dibromofluoromethane	1868-53-7	0.1	%	**99.7**				
Toluene-D8	2037-26-5	0.1	%	**103**				
4-Bromofluorobenzene	460-00-4	0.1	%	**94.4**				
EP-074_SR-S: VOC Surrogates								Surrogate control limits listed at end of this report.
Dibromofluoromethane	1868-53-7	0.1	%	**99.7**				
Toluene-D8	2037-26-5	0.1	%	**103**				
4-Bromofluorobenzene	460-00-4	0.1	%	**94.4**				

Laboratory Duplicate (DUP) Report

Matrix: SOIL

Laboratory sample ID	Client sample ID	Method: Compound	CAS Number	Laboratory Duplicate (DUP) Report				
				LOR	Unit	Original Result	Duplicate Result	RPD (%)
EA/ED: Physical and Aggregate Properties (QC Lot: 2988245)								
HK1320099-001	Anonymous	EA055: Moisture Content (dried @ 103°C)	----	0.1	%	21.1	20.4	3.2
HK1320132-001	Anonymous	EA055: Moisture Content (dried @ 103°C)	----	0.1	%	15.6	14.7	5.7
EG: Metals and Major Cations (QC Lot: 2987709)								
HK1320125-001	Anonymous	EG3060: Hexavalent Chromium	18540-29-9	1	mg/kg	<1	<1	0.0
HK1320138-002	Anonymous	EG3060: Hexavalent Chromium	18540-29-9	1	mg/kg	<1	<1	0.0
EG: Metals and Major Cations (QC Lot: 2989159)								
HK1320125-001	Anonymous	EG036: Mercury	7439-97-6	0.2	mg/kg	<0.2	<0.2	0.0
HK1320126-004	Anonymous	EG036: Mercury	7439-97-6	0.2	mg/kg	2.0	2.2	9.9
EG: Metals and Major Cations (QC Lot: 2989163)								
HK1320125-001	Anonymous	EG020: Cadmium	7440-43-9	0.2	mg/kg	0.4	0.4	0.0
		EG020: Copper	7440-50-8	1	mg/kg	14	16	17.7
		EG020: Lead	7439-92-1	1	mg/kg	60	57	4.7
		EG020: Zinc	7440-66-6	1	mg/kg	120	118	2.0
HK1320126-004	Anonymous	EG020: Cadmium	7440-43-9	0.2	mg/kg	0.4	0.4	0.0
		EG020: Copper	7440-50-8	1	mg/kg	50	44	13.4
		EG020: Lead	7439-92-1	1	mg/kg	409	453	10.1
		EG020: Zinc	7440-66-6	1	mg/kg	367	372	1.3
EP-076A: Polycyclic Aromatic Hydrocarbons (PAHs) (QC Lot: 2979724)								
HK1319666-001	Anonymous	Naphthalene	91-20-3	500	µg/kg	<500	<500	0.0
		Acenaphthylene	208-96-8	500	µg/kg	<500	<500	0.0
		Acenaphthene	83-32-9	500	µg/kg	<500	<500	0.0
		Fluorene	86-73-7	500	µg/kg	<500	<500	0.0
		Phenanthrene	85-01-8	500	µg/kg	<500	<500	0.0
		Anthracene	120-12-7	500	µg/kg	<500	<500	0.0
		Fluoranthene	206-44-0	500	µg/kg	<500	<500	0.0
		Pyrene	129-00-0	500	µg/kg	<500	501	0.2
		Benz(a)anthracene	56-55-3	500	µg/kg	<500	<500	0.0
		Chrysene	218-01-9	500	µg/kg	<500	<500	0.0
		Benzo(b)fluoranthene	205-99-2	500	µg/kg	<500	<500	0.0
		Benzo(k)fluoranthene	207-08-9	500	µg/kg	<500	<500	0.0
		Benzo(a)pyrene	50-32-8	500	µg/kg	<500	<500	0.0
		Indeno(1.2.3.cd)pyrene	193-39-5	500	µg/kg	<500	<500	0.0
		Dibenz(a.h)anthracene	53-70-3	500	µg/kg	<500	<500	0.0
		Benzo(g.h.i)perylene	191-24-2	500	µg/kg	<500	<500	0.0
EP-076B: Phenol, Hexachlorobenzene and Bis(2-ethylhexyl) Phthalate (QC Lot: 2979724)								
HK1319666-001	Anonymous	Hexachlorobenzene (HCB)	118-74-1	200	µg/kg	<200	<200	0.0
		Phenol	108-95-2	500	µg/kg	<500	<500	0.0
		Bis(2-ethylhexyl)phthalate	117-81-7	5000	µg/kg	<5000	<5000	0.0
EP-071HK_SR: Total Petroleum Hydrocarbons (TPH) (QC Lot: 2979725)								

Matrix: SOIL

Laboratory sample ID	Client sample ID	Method: Compound	CAS Number	Laboratory Duplicate (DUP) Report				
				LOR	Unit	Original Result	Duplicate Result	RPD (%)
EP-071HK_SR: Total Petroleum Hydrocarbons (TPH) (QC Lot: 2979725) - Continued								
HK1319666-001	Anonymous	C9 - C16 Fraction	----	200	mg/kg	<200	<200	0.0
		C17 - C35 Fraction	----	500	mg/kg	<500	<500	0.0
EP-071HK_SR: Total Petroleum Hydrocarbons (TPH) (QC Lot: 2979732)								
HK1319666-001	Anonymous	C6 - C8 Fraction	----	5	mg/kg	<5	<5	0.0
EP-074_SR-A: Monocyclic Aromatic Hydrocarbons (MAH) (QC Lot: 2979731)								
HK1319666-001	Anonymous	Benzene	71-43-2	0.2	mg/kg	<0.2	<0.2	0.0
		Toluene	108-88-3	0.5	mg/kg	<0.5	<0.5	0.0
		Ethylbenzene	100-41-4	0.5	mg/kg	<0.5	<0.5	0.0
		ortho-Xylene	95-47-6	0.5	mg/kg	<0.5	<0.5	0.0
		meta- & para-Xylene	108-38-3 106-42-3	1.0	mg/kg	<1.0	<1.0	0.0
		Xylenes (Total)	----	2.0	mg/kg	<2.0	<2.0	0.0

Matrix: WATER

Laboratory sample ID	Client sample ID	Method: Compound	CAS Number	Laboratory Duplicate (DUP) Report				
				LOR	Unit	Original Result	Duplicate Result	RPD (%)
EG: Metals and Major Cations - Filtered (QC Lot: 2987543)								
HK1320125-004	Anonymous	EG036: Mercury	7439-97-6	0.05	µg/L	<0.05	<0.05	0.0
EG: Metals and Major Cations - Filtered (QC Lot: 2987544)								
HK1320125-004	Anonymous	EG020: Cadmium	7440-43-9	0.2	µg/L	<0.2	<0.2	0.0
		EG020: Copper	7440-50-8	1	µg/L	<1	<1	0.0
		EG020: Lead	7439-92-1	1	µg/L	<1	<1	0.0
		EG020: Zinc	7440-66-6	10	µg/L	<10	<10	0.0
EG: Metals and Major Cations - Filtered (QC Lot: 2987545)								
HK1320125-004	Anonymous	EG050: Hexavalent Chromium	18540-29-9	20	µg/L	<20	<20	0.0
EP-071HK_SR: Total Petroleum Hydrocarbons (TPH) (QC Lot: 2979735)								
HK1319666-003	Anonymous	C6 - C8 Fraction	----	0.02	mg/L	<0.02	<0.02	0.0
EP-074_SR-A: Monocyclic Aromatic Hydrocarbons (MAH) (QC Lot: 2978952)								
HK1319498-001	Anonymous	Benzene	71-43-2	0.5	µg/L	<0.5	<0.5	0.0
		Toluene	108-88-3	0.5	µg/L	<0.5	<0.5	0.0
		Ethylbenzene	100-41-4	0.5	µg/L	<0.5	<0.5	0.0
		ortho-Xylene	95-47-6	0.5	µg/L	<0.5	<0.5	0.0
		meta- & para-Xylene	108-38-3 106-42-3	1	µg/L	<1	<1	0.0
		Xylenes (Total)	----	2	µg/L	<2	<2	0.0

Method Blank (MB), Laboratory Control Spike (LCS) and Laboratory Control Spike Duplicate (DCS) Report

Matrix: SOIL

Method: Compound	CAS Number	Method Blank (MB) Report			Laboratory Control Spike (LCS) and Laboratory Control Spike Duplicate (DCS) Report						
					Spike Concentration	Spike Recovery (%)		Recovery Limits (%)		RPD (%)	
		LOR	Unit	Result		LCS	DCS	Low	High	Value	Control Limit
EG: Metals and Major Cations (QC Lot: 2987709)											
EG3060: Hexavalent Chromium	18540-29-9	0.5	mg/kg	<0.5	40 mg/kg	115	----	85	115	----	----

Matrix: SOIL

Method: Compound	CAS Number	Method Blank (MB) Report			Laboratory Control Spike (LCS) and Laboratory Control Spike Duplicate (DCS) Report						
					Spike Concentration	Spike Recovery (%)		Recovery Limits (%)		RPD (%)	
		LOR	Unit	Result		LCS	DCS	Low	High	Value	Control Limit
EG: Metals and Major Cations (QC Lot: 2987709) - Continued											
EG: Metals and Major Cations (QC Lot: 2989159)											
EG036: Mercury	7439-97-6	0.02	mg/kg	<0.02	0.1 mg/kg	89.2	----	80	112	----	----
EG: Metals and Major Cations (QC Lot: 2989163)											
EG020: Cadmium	7440-43-9	0.2	mg/kg	<0.2	5 mg/kg	92.1	----	86	110	----	----
EG020: Copper	7440-50-8	1	mg/kg	<1	5 mg/kg	87.3	----	85	109	----	----
EG020: Lead	7439-92-1	1	mg/kg	<1	5 mg/kg	87.9	----	84	106	----	----
EG020: Zinc	7440-66-6	1	mg/kg	<1	5 mg/kg	99.5	----	82	126	----	----
EP-076A: Polycyclic Aromatic Hydrocarbons (PAHs) (QC Lot: 2979724)											
Naphthalene	91-20-3	25	µg/kg	----	25 µg/kg	72.5	----	63	117	----	----
				<50	----	----	----	----	----	----	----
Acenaphthylene	208-96-8	25	µg/kg	----	25 µg/kg	72.4	----	54	119	----	----
				<50	----	----	----	----	----	----	----
Acenaphthene	83-32-9	25	µg/kg	----	25 µg/kg	87.1	----	59	122	----	----
				<50	----	----	----	----	----	----	----
Fluorene	86-73-7	25	µg/kg	----	25 µg/kg	94.6	----	60	126	----	----
				<50	----	----	----	----	----	----	----
Phenanthrene	85-01-8	25	µg/kg	----	25 µg/kg	71.2	----	60	127	----	----
				<50	----	----	----	----	----	----	----
Anthracene	120-12-7	50	µg/kg	<50	----	----	----	----	----	----	----
				----	25 µg/kg	76.2	----	56	124	----	----
Fluoranthene	206-44-0	25	µg/kg	----	25 µg/kg	81.7	----	61	132	----	----
				<50	----	----	----	----	----	----	----
Pyrene	129-00-0	25	µg/kg	----	25 µg/kg	80.6	----	61	133	----	----
				<50	----	----	----	----	----	----	----
Benz(a)anthracene	56-55-3	50	µg/kg	<50	----	----	----	----	----	----	----
				----	25 µg/kg	74.7	----	57	124	----	----
Chrysene	218-01-9	50	µg/kg	<50	----	----	----	----	----	----	----
				----	25 µg/kg	78.6	----	60	128	----	----
Benzo(b)fluoranthene	205-99-2	50	µg/kg	<50	----	----	----	----	----	----	----
				----	25 µg/kg	80.6	----	48	135	----	----
Benzo(k)fluoranthene	207-08-9	25	µg/kg	----	25 µg/kg	78.2	----	58	133	----	----
				<50	----	----	----	----	----	----	----
Benzo(a)pyrene	50-32-8	25	µg/kg	----	25 µg/kg	86.3	----	50	124	----	----
				<50	----	----	----	----	----	----	----
Indeno(1.2.3.cd)pyrene	193-39-5	25	µg/kg	----	25 µg/kg	100	----	48	134	----	----
				<50	----	----	----	----	----	----	----
Dibenz(a.h)anthracene	53-70-3	25	µg/kg	----	25 µg/kg	83.4	----	50	137	----	----
				<50	----	----	----	----	----	----	----
Benzo(g.h.i)perylene	191-24-2	50	µg/kg	<50	----	----	----	----	----	----	----
				----	25 µg/kg	86.1	----	55	140	----	----

Matrix: SOIL

Method: Compound	CAS Number	Method Blank (MB) Report LOR	Unit	Result	Laboratory Control Spike (LCS) and Laboratory Control Spike Duplicate (DCS) Report: Spike Concentration	Spike Recovery (%) LCS	Spike Recovery (%) DCS	Recovery Limits (%) Low	Recovery Limits (%) High	RPD (%) Value	RPD (%) Control Limit
EP-076B: Phenol, Hexachlorobenzene and Bis(2-ethylhexyl) Phthalate (QC Lot: 2979724)											
Phenol	108-95-2	25	µg/kg	----	25 µg/kg	76.3	----	24	141	----	----
				<500	----	----	----	----	----	----	----
Hexachlorobenzene (HCB)	118-74-1	50	µg/kg	<50	----	----	----	----	----	----	----
				----	25 µg/kg	95.2	----	63	129	----	----
Bis(2-ethylhexyl)phthalate	117-81-7	1000	µg/kg	<1000	----	----	----	----	----	----	----
				----	25 µg/kg	102	----	61	163	----	----
EP-071HK_SR: Total Petroleum Hydrocarbons (TPH) (QC Lot: 2979725)											
C9 - C16 Fraction	----	200	mg/kg	<200	32 mg/kg	63.1	----	53	104	----	----
C17 - C35 Fraction	----	500	mg/kg	<500	90 mg/kg	53.9	----	43	99	----	----
EP-071HK_SR: Total Petroleum Hydrocarbons (TPH) (QC Lot: 2979732)											
C6 - C8 Fraction	----	5	mg/kg	<5	4.5 mg/kg	89.1	----	69	139	----	----
EP-074_SR-A: Monocyclic Aromatic Hydrocarbons (MAH) (QC Lot: 2979731)											
Benzene	71-43-2	0.1	mg/kg	<0.1	0.25 mg/kg	102	----	71	112	----	----
Toluene	108-88-3	0.2	mg/kg	<0.2	0.25 mg/kg	107	----	77	108	----	----
Ethylbenzene	100-41-4	0.2	mg/kg	<0.2	0.25 mg/kg	106	----	80	109	----	----
meta- & para-Xylene	108-38-3	0.4	mg/kg	<0.4	0.50 mg/kg	102	----	86	105	----	----
	106-42-3										
ortho-Xylene	95-47-6	0.2	mg/kg	<0.2	0.25 mg/kg	105	----	82	106	----	----
Xylenes (Total)	----	1.0	mg/kg	<1.0	0.75 mg/kg	103	----	86	104	----	----

Matrix: WATER

Method: Compound	CAS Number	Method Blank (MB) Report LOR	Unit	Result	Laboratory Control Spike (LCS) and Laboratory Control Spike Duplicate (DCS) Report: Spike Concentration	Spike Recovery (%) LCS	Spike Recovery (%) DCS	Recovery Limits (%) Low	Recovery Limits (%) High	RPD (%) Value	RPD (%) Control Limit
EG: Metals and Major Cations - Filtered (QC Lot: 2987543)											
EG036: Mercury	7439-97-6	0.05	µg/L	<0.05	0.2 µg/L	95.0	----	80	116	----	----
EG: Metals and Major Cations - Filtered (QC Lot: 2987544)											
EG020: Cadmium	7440-43-9	0.2	µg/L	<0.2	100 µg/L	104	----	78	112	----	----
EG020: Copper	7440-50-8	1	µg/L	<1	100 µg/L	94.2	----	79	113	----	----
EG020: Lead	7439-92-1	1	µg/L	<1	100 µg/L	91.4	----	81	109	----	----
EG020: Zinc	7440-66-6	10	µg/L	<10	100 µg/L	94.0	----	73	121	----	----
EG: Metals and Major Cations - Filtered (QC Lot: 2987545)											
EG050: Hexavalent Chromium	18540-29-9	20	µg/L	<20	100 µg/L	92.6	----	85	115	----	----
EP-076: Polycyclic Aromatics Hydrocarbons (PAHs) (QC Lot: 2986487)											
Naphthalene	91-20-3	0.2	µg/L	<0.2	0.5 µg/L	70.0	----	54	110	----	----
Acenaphthylene	208-96-8	0.2	µg/L	<0.2	0.5 µg/L	62.6	----	54	103	----	----
Acenaphthene	83-32-9	0.2	µg/L	<0.2	0.5 µg/L	59.3	----	56	102	----	----
Fluorene	86-73-7	0.2	µg/L	<0.2	0.5 µg/L	66.8	----	50	105	----	----
Phenanthrene	85-01-8	0.2	µg/L	<0.2	0.5 µg/L	66.7	----	53	106	----	----
Anthracene	120-12-7	0.2	µg/L	<0.2	0.5 µg/L	71.4	----	54	107	----	----
Fluoranthene	206-44-0	0.2	µg/L	<0.2	0.5 µg/L	87.0	----	63	118	----	----

Matrix: WATER

Method: Compound	CAS Number	Method Blank (MB) Report			Laboratory Control Spike (LCS) and Laboratory Control Spike Duplicate (DCS) Report					
					Spike Concentration	Spike Recovery (%)		Recovery Limits (%)		RPD (%)	
		LOR	Unit	Result		LCS	DCS	Low	High	Value	Control Limit
EP-076: Polycyclic Aromatics Hydrocarbons (PAHs) (QC Lot: 2986487) - Continued											
Pyrene	129-00-0	0.2	µg/L	<0.2	0.5 µg/L	87.1	----	67	120	----	----
Benz(a)anthracene	56-55-3	0.2	µg/L	<0.2	0.5 µg/L	83.0	----	57	117	----	----
Chrysene	218-01-9	0.2	µg/L	<0.2	0.5 µg/L	84.8	----	61	123	----	----
Benzo(b)fluoranthene	205-99-2	0.2	µg/L	<0.2	0.5 µg/L	83.5	----	55	112	----	----
Benzo(k)fluoranthene	207-08-9	0.2	µg/L	<0.2	0.5 µg/L	86.2	----	59	119	----	----
Benzo(a)pyrene	50-32-8	0.2	µg/L	<0.2	0.5 µg/L	81.4	----	62	116	----	----
Indeno(1.2.3.cd)pyrene	193-39-5	0.2	µg/L	<0.2	0.5 µg/L	91.9	----	61	119	----	----
Dibenz(a.h)anthracene	53-70-3	0.2	µg/L	<0.2	0.5 µg/L	100	----	64	117	----	----
Benzo(g.h.i)perylene	191-24-2	0.2	µg/L	<0.2	0.5 µg/L	96.5	----	62	119	----	----
EP-076B: Phenol, Hexachlorobenzene and Bis(2-ethylhexyl) Phthalate (QC Lot: 2986487)											
Phenol	108-95-2	5	µg/L	<5.0	0.5 µg/L	48.8	----	45	85	----	----
Hexachlorobenzene (HCB)	118-74-1	5	µg/L	<5.0	0.5 µg/L	66.3	----	45	122	----	----
Bis(2-ethylhexyl)phthalate	117-81-7	10	µg/L	<10.0	0.5 µg/L	135	----	78	137	----	----
EP-071HK_SR: Total Petroleum Hydrocarbons (TPH) (QC Lot: 2979716)											
C9 - C16 Fraction	----	0.5	mg/L	<0.5	0.21 mg/L	47.1	----	12	112	----	----
C17 - C35 Fraction	----	0.5	mg/L	<0.5	0.60 mg/L	48.5	----	4	130	----	----
EP-071HK_SR: Total Petroleum Hydrocarbons (TPH) (QC Lot: 2979735)											
C6 - C8 Fraction	----	0.02	mg/L	<0.02	0.03 mg/L	79.1	----	76	1134	----	----
EP-074_SR-A: Monocyclic Aromatic Hydrocarbons (MAH) (QC Lot: 2978952)											
Benzene	71-43-2	0.5	µg/L	<0.5	2 µg/L	86.7	----	58	126	----	----
Toluene	108-88-3	0.5	µg/L	<0.5	2 µg/L	110	----	63	124	----	----
Ethylbenzene	100-41-4	0.5	µg/L	<0.5	2 µg/L	94.6	----	62	123	----	----
meta- & para-Xylene	108-38-3 106-42-3	1	µg/L	<1	4 µg/L	88.9	----	66	126	----	----
ortho-Xylene	95-47-6	0.5	µg/L	<0.5	2 µg/L	90.7	----	62	125	----	----
Xylenes (Total)	----	2	µg/L	<2	6 µg/L	89.5	----	65	126	----	----

Matrix Spike (MS) and Matrix Spike Duplicate (MSD) Report

Matrix: SOIL

Laboratory sample ID	Client sample ID	Method: Compound	CAS Number	Matrix Spike (MS) and Matrix Spike Duplicate (MSD) Report						
				Spike Concentration	Spike Recovery (%)		Recovery Limits (%)		RPD (%)	
					MS	MSD	Low	High	Value	Control Limit
EG: Metals and Major Cations (QC Lot: 2987709)										
HK1320123-001	BD1 1.5M-3.0M	**EG3060: Hexavalent Chromium**	18540-29-9	40 mg/kg	120	----	75	125	----	----
EG: Metals and Major Cations (QC Lot: 2989159)										
HK1320123-001	BD1 1.5M-3.0M	**EG036: Mercury**	7439-97-6	0.1 mg/kg	# Not Determined	----	75	125	----	----
EG: Metals and Major Cations (QC Lot: 2989163)										
HK1320123-001	BD1 1.5M-3.0M	**EG020: Cadmium**	7440-43-9	5 mg/kg	93.8	----	75	125	----	----
		EG020: Copper	7440-50-8	5 mg/kg	77.0	----	75	125	----	----
		EG020: Lead	7439-92-1	5 mg/kg	# Not Determined	----	75	125	----	----
		EG020: Zinc	7440-66-6	5 mg/kg	# Not Determined	----	75	125	----	----
EP-071HK_SR: Total Petroleum Hydrocarbons (TPH) (QC Lot: 2979725)										
HK1319666-002	Anonymous	**C9 - C16 Fraction**	----	32 mg/kg	65.9	----	50	130	----	----
		C17 - C35 Fraction	----	90 mg/kg	60.0	----	50	130	----	----
EP-071HK_SR: Total Petroleum Hydrocarbons (TPH) (QC Lot: 2979732)										
HK1319666-002	Anonymous	**C6 - C8 Fraction**	----	4.5 mg/kg	94.0	----	50	130	----	----

Matrix: WATER

Laboratory sample ID	Client sample ID	Method: Compound	CAS Number	Matrix Spike (MS) and Matrix Spike Duplicate (MSD) Report						
				Spike Concentration	Spike Recovery (%)		Recovery Limits (%)		RPD (%)	
					MS	MSD	Low	High	Value	Control Limit
EG: Metals and Major Cations - Filtered (QC Lot: 2987543)										
HK1320123-002	TRIP BLANK	**EG036: Mercury**	7439-97-6	0.2 µg/L	95.0	----	75	125	----	----
EG: Metals and Major Cations - Filtered (QC Lot: 2987544)										
HK1320123-002	TRIP BLANK	**EG020: Cadmium**	7440-43-9	100 µg/L	100	----	75	125	----	----
		EG020: Copper	7440-50-8	100 µg/L	92.9	----	75	125	----	----
		EG020: Lead	7439-92-1	100 µg/L	90.8	----	75	125	----	----
		EG020: Zinc	7440-66-6	100 µg/L	91.2	----	75	125	----	----
EG: Metals and Major Cations - Filtered (QC Lot: 2987545)										
HK1320123-002	TRIP BLANK	**EG050: Hexavalent Chromium**	18540-29-9	100 µg/L	92.3	----	75	125	----	----

Surrogate Control Limits

Sub-Matrix: SOIL

Compound	CAS Number	Recovery Limits (%)	
		Low	High
EP-076S: Polycyclic Aromatics Hydrocarbons (PAHs) Surrogates			
2-Fluorobiphenyl	321-60-8	50	130

Sub-Matrix: SOIL

Compound	CAS Number	Recovery Limits (%) Low	High
EP-076S: Polycyclic Aromatics Hydrocarbons (PAHs) Surrogates - Continued			
4-Terphenyl-d14	1718-51-0	50	130
EP-080_SRS: TPH(Volatile)/BTEX Surrogate			
Dibromofluoromethane	1868-53-7	80	120
Toluene-D8	2037-26-5	81	117
4-Bromofluorobenzene	460-00-4	74	121
EP-074_SR-S: VOC Surrogates			
Dibromofluoromethane	1868-53-7	80	120
Toluene-D8	2037-26-5	81	117
4-Bromofluorobenzene	460-00-4	74	121

Sub-Matrix: WATER

Compound	CAS Number	Recovery Limits (%) Low	High
EP-076S: Polycyclic Aromatics Hydrocarbons (PAHs) Surrogates			
2-Fluorobiphenyl	321-60-8	50	130
4-Terphenyl-d14	1718-51-0	50	130
EP-080_SRS: TPH(Volatile)/BTEX Surrogate			
Dibromofluoromethane	1868-53-7	86	118
Toluene-D8	2037-26-5	88	110
4-Bromofluorobenzene	460-00-4	86	115
EP-074_SR-S: VOC Surrogates			
Dibromofluoromethane	1868-53-7	86	118
Toluene-D8	2037-26-5	88	110
4-Bromofluorobenzene	460-00-4	86	115

ALS Technichem (HK) Pty Ltd

ALS Laboratory Group
ANALYTICAL CHEMISTRY & TESTING SERVICES

HOKLAS 066 TEST

CERTIFICATE OF ANALYSIS

Client	: CIVIL ENGINEERING AND DEVELOPMENT DEPARTMENT	Laboratory	: ALS Technichem HK Pty Ltd	Page	: 1 of 13
Contact	: MR SUN NG	Contact	: Fung Lim Chee, Richard	Work Order	: HK1320125
Address	: GEOTECHNICAL PROJECTS DIVISION, GEOTECHNICAL ENGINEERING OFFICE, 23/F., KWUN TONG VIEW, 410 KWUN TONG ROAD, KOWLOON, HONG KONG	Address	: 11/F., Chung Shun Knitting Centre, 1 - 3 Wing Yip Street, Kwai Chung, N.T., Hong Kong		
E-mail	: sunng@cedd.gov.hk	E-mail	: Richard.Fung@alsglobal.com		
Telephone	: ----	Telephone	: +852 2610 1044		
Facsimile	: ----	Facsimile	: +852 2610 2021		
Project	: DEMOLITION OF BUILDING AND STRUCTURES IN THE PROPOSED KENNEDY TOWN COMPREHENSIVE DEVELOPMENT AREA	Quote number	: ----	Date Samples Received	: 22-JUL-2013
Order number	: GE/2012/24.08			Issue Date	: 08-AUG-2013
C-O-C number	: H028440			No. of samples received	: 4
Site	: ----			No. of samples analysed	: 4

This report may not be reproduced except with prior written approval from the testing laboratory.

Hong Kong Accreditation Service (HKAS) has accedited this laboratory (ALS Technichem (HK) Pty Ltd) under Hong Kong Laboratory Accreditation Scheme (HOKLAS) for specific laboratory activities as listed in the HOKLAS Directory of Accredited Laboratories. The results shown in this certificate were determined by this laboratory in accordance with its terms of accreditation.

This document has been electronically signed by those names that appear on this report and are the authorised signatories. Electronic signing has been carried out in compliance with procedures specified in the Electronic Transactions Ordinance of Hong Kong, Chapter 553, Section 6.

Signatories	*Position*	*Authorised results for*
Anh Ngoc Huynh	Senior Chemist - Organics	Organics
Ng Chun Hoi, Michael	Chemist - Inorganics	Inorganics
Wong Wing, Kenneth	Assistant Supervisor - Metals	Inorganics

General Comments

This report supersedes any previous report(s) with this reference. Results apply to the sample(s) as submitted. All pages of this report have been checked and approved for release. When sampling time information is not provided by the client, sampling dates are shown without a time component. In these instances, the time component has been assumed by the laboratory for processing purposes. The completion date of analysis is: 05-AUG-2013

Key: LOR = Limit of reporting; CAS Number = CAS registry number from database maintained by Chemical Abstracts Services. The Chemical Abstracts Service is a division of the American Chemical Society.

Specific comments for Work Order: **HK1320125**

Project Name: Demolition of Building and Structures in the Proposed Kennedy Town Comprehensive Development Area Site.

Sample(s) were received in a chilled condition.

Water sample(s) analysed and reported on an as received basis.

Soil sample(s) analysed on an as received basis. Result(s) reported on a dry weight basis.

Water sample(s) were filtered prior to dissolved metal analysis.

Soil sample(s) as received, digested by In-house method E-ASTM D3974-09 based on ASTM D3974-09, prior to determination of metals.

Analytical Results

Sub-Matrix: **SOIL**

Compound	CAS Number	LOR	Unit	Client sample ID: BD1 3.0M-4.5M Client sampling date / time: 22-JUL-2013 09:30 HK1320125-001	Client sample ID: BD1 4.5M-6.0M Client sampling date / time: 22-JUL-2013 14:00 HK1320125-002	Client sample ID: BD1 6.0M-7.5M Client sampling date / time: 22-JUL-2013 16:00 HK1320125-003		
EA/ED: Physical and Aggregate Properties								
EA055: Moisture Content (dried @ 103°C)	----	0.1	%	**14.7**	**21.7**	**22.0**		
EG: Metals and Major Cations								
EG020: Cadmium	7440-43-9	0.2	mg/kg	**0.4**	<0.2	<0.2		
EG020: Copper	7440-50-8	1	mg/kg	**14**	**2**	**3**		
EG020: Lead	7439-92-1	1	mg/kg	**60**	**126**	**23**		
EG020: Zinc	7440-66-6	1	mg/kg	**120**	**95**	**144**		
EG036: Mercury	7439-97-6	0.2	mg/kg	<0.2	<0.2	<0.2		
EG049: Trivalent Chromium	16065-83-1	1	mg/kg	**4**	**2**	**3**		
EG3060: Hexavalent Chromium	18540-29-9	1	mg/kg	<1	<1	<1		
EP-076A: Polycyclic Aromatic Hydrocarbons (PAHs)								
Naphthalene	91-20-3	0.500	mg/kg	<0.500	<0.500	<0.500		
Acenaphthylene	208-96-8	0.500	mg/kg	<0.500	<0.500	<0.500		
Acenaphthene	83-32-9	0.500	mg/kg	<0.500	<0.500	<0.500		
Fluorene	86-73-7	0.500	mg/kg	<0.500	<0.500	<0.500		
Phenanthrene	85-01-8	0.500	mg/kg	<0.500	<0.500	<0.500		
Anthracene	120-12-7	0.500	mg/kg	<0.500	<0.500	<0.500		
Fluoranthene	206-44-0	0.500	mg/kg	<0.500	<0.500	<0.500		
Pyrene	129-00-0	0.500	mg/kg	<0.500	<0.500	<0.500		
Benz(a)anthracene	56-55-3	0.500	mg/kg	<0.500	<0.500	<0.500		
Chrysene	218-01-9	0.500	mg/kg	<0.500	<0.500	<0.500		
Benzo(b)fluoranthene	205-99-2	0.500	mg/kg	<0.500	<0.500	<0.500		
Benzo(k)fluoranthene	207-08-9	0.500	mg/kg	<0.500	<0.500	<0.500		
Benzo(a)pyrene	50-32-8	0.500	mg/kg	<0.500	<0.500	<0.500		
Indeno(1.2.3.cd)pyrene	193-39-5	0.500	mg/kg	<0.500	<0.500	<0.500		
Dibenz(a.h)anthracene	53-70-3	0.500	mg/kg	<0.500	<0.500	<0.500		
Benzo(g.h.i)perylene	191-24-2	0.500	mg/kg	<0.500	<0.500	<0.500		
EP-076B: Phenol, Hexachlorobenzene and Bis(2-ethylhexyl) Phthalate								
Phenol	108-95-2	0.50	mg/kg	<0.50	<0.50	<0.50		
Hexachlorobenzene (HCB)	118-74-1	0.200	mg/kg	<0.200	<0.200	<0.200		
Bis(2-ethylhexyl)phthalate	117-81-7	5.00	mg/kg	<5.00	<5.00	<5.00		
EP-071HK_SR: Total Petroleum Hydrocarbons (TPH)								
C6 - C8 Fraction	----	5	mg/kg	<5	<5	<5		
C9 - C16 Fraction	----	200	mg/kg	<200	<200	<200		
C17 - C35 Fraction	----	500	mg/kg	<500	<500	<500		
EP-074_SR-A: Monocyclic Aromatic Hydrocarbons (MAH)								
Benzene	71-43-2	0.2	mg/kg	<0.2	<0.2	<0.2		

Sub-Matrix: SOIL				Client sample ID	BD1 3.0M-4.5M	BD1 4.5M-6.0M	BD1 6.0M-7.5M		
				Client sampling date / time	22-JUL-2013 09:30	22-JUL-2013 14:00	22-JUL-2013 16:00		
Compound	CAS Number	LOR	Unit		HK1320125-001	HK1320125-002	HK1320125-003		
EP-074_SR-A: Monocyclic Aromatic Hydrocarbons (MAH) - Continued									
Toluene	108-88-3	0.5	mg/kg		<0.5	<0.5	<0.5		
Ethylbenzene	100-41-4	0.5	mg/kg		<0.5	<0.5	<0.5		
meta- & para-Xylene	108-38-3 106-42-3	1.0	mg/kg		<1.0	<1.0	<1.0		
ortho-Xylene	95-47-6	0.5	mg/kg		<0.5	<0.5	<0.5		
Xylenes (Total)	----	2.0	mg/kg		<2.0	<2.0	<2.0		
EP-076S: Polycyclic Aromatics Hydrocarbons (PAHs) Surrogates									Surrogate control limits listed at end of this report.
2-Fluorobiphenyl	321-60-8	0.1	%		**94.0**	**96.8**	**97.7**		
4-Terphenyl-d14	1718-51-0	0.1	%		**102**	**104**	**105**		
EP-080_SRS: TPH(Volatile)/BTEX Surrogate									Surrogate control limits listed at end of this report.
Dibromofluoromethane	1868-53-7	0.1	%		**93.0**	**95.3**	**95.9**		
Toluene-D8	2037-26-5	0.1	%		**97.1**	**98.4**	**98.4**		
4-Bromofluorobenzene	460-00-4	0.1	%		**100**	**100**	**99.3**		
EP-074_SR-S: VOC Surrogates									Surrogate control limits listed at end of this report.
Dibromofluoromethane	1868-53-7	0.1	%		**93.0**	**95.3**	**95.9**		
Toluene-D8	2037-26-5	0.1	%		**97.1**	**98.4**	**98.4**		
4-Bromofluorobenzene	460-00-4	0.1	%		**100**	**100**	**99.3**		

Sub-Matrix: **WATER**

Compound	CAS Number	LOR	Unit	Client sample ID: TRIP BLANK Client sampling date / time: 22-JUL-2013 16:00 HK1320125-004
EG: Metals and Major Cations - Filtered				
EG020: Cadmium	7440-43-9	0.2	µg/L	<0.2
EG020: Copper	7440-50-8	1	µg/L	<1
EG020: Lead	7439-92-1	1	µg/L	<1
EG020: Zinc	7440-66-6	10	µg/L	<10
EG036: Mercury	7439-97-6	0.05	µg/L	<0.05
EG049: Trivalent Chromium	16065-83-1	20	µg/L	<20
EG050: Hexavalent Chromium	18540-29-9	20	µg/L	<20
EP-076A: Polycyclic Aromatic Hydrocarbons (PAHs)				
Naphthalene	91-20-3	2.0	µg/L	<2.0
Acenaphthylene	208-96-8	2.0	µg/L	<2.0
Acenaphthene	83-32-9	2.0	µg/L	<2.0
Fluorene	86-73-7	2.0	µg/L	<2.0
Phenanthrene	85-01-8	2.0	µg/L	<2.0
Anthracene	120-12-7	2.0	µg/L	<2.0
Fluoranthene	206-44-0	2.0	µg/L	<2.0
Pyrene	129-00-0	2.0	µg/L	<2.0
Benz(a)anthracene	56-55-3	2.0	µg/L	<2.0
Chrysene	218-01-9	1.0	µg/L	<1.0
Benzo(b)fluoranthene	205-99-2	1.0	µg/L	<1.0
Benzo(k)fluoranthene	207-08-9	1.0	µg/L	<1.0
Benzo(a)pyrene	50-32-8	2.0	µg/L	<2.0
Indeno(1.2.3.cd)pyrene	193-39-5	2.0	µg/L	<2.0
Dibenz(a.h)anthracene	53-70-3	2.0	µg/L	<2.0
Benzo(g.h.i)perylene	191-24-2	2.0	µg/L	<2.0
EP-076B: Phenol, Hexachlorobenzene and Bis(2-ethylhexyl) Phthalate				
Phenol	108-95-2	2.0	µg/L	<2.0
Hexachlorobenzene (HCB)	118-74-1	4.0	µg/L	<4.0
Bis(2-ethylhexyl)phthalate	117-81-7	10.0	µg/L	<10.0
EP-071HK_SR: Total Petroleum Hydrocarbons (TPH)				
C6 - C8 Fraction	----	20	µg/L	<20
C9 - C16 Fraction	----	500	µg/L	<500
C17 - C35 Fraction	----	500	µg/L	<500
EP-074_SR-A: Monocyclic Aromatic Hydrocarbons (MAH)				
Benzene	71-43-2	5.0	µg/L	<5.0
Toluene	108-88-3	5.0	µg/L	<5.0
Ethylbenzene	100-41-4	5.0	µg/L	<5.0
meta- & para-Xylene	108-38-3 106-42-3	10	µg/L	<10
ortho-Xylene	95-47-6	5.0	µg/L	<5.0
Xylenes (Total)	----	20	µg/L	<20

Sub-Matrix: **WATER**			*Client sample ID*	**TRIP BLANK**				
			Client sampling date / time	22-JUL-2013 16:00				
Compound	*CAS Number*	*LOR*	*Unit*	**HK1320125-004**				
EP-076S: Polycyclic Aromatics Hydrocarbons (PAHs) Surrogates								Surrogate control limits listed at end of this report.
2-Fluorobiphenyl	321-60-8	0.1	%	**52.0**				
4-Terphenyl-d14	1718-51-0	0.1	%	**87.2**				
EP-080_SRS: TPH(Volatile)/BTEX Surrogate								Surrogate control limits listed at end of this report.
Dibromofluoromethane	1868-53-7	0.1	%	**101**				
Toluene-D8	2037-26-5	0.1	%	**103**				
4-Bromofluorobenzene	460-00-4	0.1	%	**92.4**				
EP-074_SR-S: VOC Surrogates								Surrogate control limits listed at end of this report.
Dibromofluoromethane	1868-53-7	0.1	%	**101**				
Toluene-D8	2037-26-5	0.1	%	**103**				
4-Bromofluorobenzene	460-00-4	0.1	%	**92.4**				

Laboratory Duplicate (DUP) Report

Matrix: SOIL

Laboratory sample ID	Client sample ID	Method: Compound	CAS Number	Laboratory Duplicate (DUP) Report				
				LOR	Unit	Original Result	Duplicate Result	RPD (%)
EA/ED: Physical and Aggregate Properties (QC Lot: 2988245)								
HK1320099-001	Anonymous	EA055: Moisture Content (dried @ 103°C)	----	0.1	%	21.1	20.4	3.2
HK1320132-001	Anonymous	EA055: Moisture Content (dried @ 103°C)	----	0.1	%	15.6	14.7	5.7
EG: Metals and Major Cations (QC Lot: 2987709)								
HK1320125-001	BD1 3.0M-4.5M	EG3060: Hexavalent Chromium	18540-29-9	1	mg/kg	<1	<1	0.0
HK1320138-002	Anonymous	EG3060: Hexavalent Chromium	18540-29-9	1	mg/kg	<1	<1	0.0
EG: Metals and Major Cations (QC Lot: 2989159)								
HK1320125-001	BD1 3.0M-4.5M	EG036: Mercury	7439-97-6	0.2	mg/kg	<0.2	<0.2	0.0
HK1320126-004	Anonymous	EG036: Mercury	7439-97-6	0.2	mg/kg	2.0	2.2	9.9
EG: Metals and Major Cations (QC Lot: 2989163)								
HK1320125-001	BD1 3.0M-4.5M	EG020: Cadmium	7440-43-9	0.2	mg/kg	0.4	0.4	0.0
		EG020: Copper	7440-50-8	1	mg/kg	14	16	17.7
		EG020: Lead	7439-92-1	1	mg/kg	60	57	4.7
		EG020: Zinc	7440-66-6	1	mg/kg	120	118	2.0
HK1320126-004	Anonymous	EG020: Cadmium	7440-43-9	0.2	mg/kg	0.4	0.4	0.0
		EG020: Copper	7440-50-8	1	mg/kg	50	44	13.4
		EG020: Lead	7439-92-1	1	mg/kg	409	453	10.1
		EG020: Zinc	7440-66-6	1	mg/kg	367	372	1.3
EP-076A: Polycyclic Aromatic Hydrocarbons (PAHs) (QC Lot: 2979724)								
HK1319666-001	Anonymous	Naphthalene	91-20-3	500	µg/kg	<500	<500	0.0
		Acenaphthylene	208-96-8	500	µg/kg	<500	<500	0.0
		Acenaphthene	83-32-9	500	µg/kg	<500	<500	0.0
		Fluorene	86-73-7	500	µg/kg	<500	<500	0.0
		Phenanthrene	85-01-8	500	µg/kg	<500	<500	0.0
		Anthracene	120-12-7	500	µg/kg	<500	<500	0.0
		Fluoranthene	206-44-0	500	µg/kg	<500	<500	0.0
		Pyrene	129-00-0	500	µg/kg	<500	501	0.2
		Benz(a)anthracene	56-55-3	500	µg/kg	<500	<500	0.0
		Chrysene	218-01-9	500	µg/kg	<500	<500	0.0
		Benzo(b)fluoranthene	205-99-2	500	µg/kg	<500	<500	0.0
		Benzo(k)fluoranthene	207-08-9	500	µg/kg	<500	<500	0.0
		Benzo(a)pyrene	50-32-8	500	µg/kg	<500	<500	0.0
		Indeno(1.2.3.cd)pyrene	193-39-5	500	µg/kg	<500	<500	0.0
		Dibenz(a.h)anthracene	53-70-3	500	µg/kg	<500	<500	0.0
		Benzo(g.h.i)perylene	191-24-2	500	µg/kg	<500	<500	0.0
EP-076B: Phenol, Hexachlorobenzene and Bis(2-ethylhexyl) Phthalate (QC Lot: 2979724)								
HK1319666-001	Anonymous	Hexachlorobenzene (HCB)	118-74-1	200	µg/kg	<200	<200	0.0
		Phenol	108-95-2	500	µg/kg	<500	<500	0.0
		Bis(2-ethylhexyl)phthalate	117-81-7	5000	µg/kg	<5000	<5000	0.0
EP-071HK_SR: Total Petroleum Hydrocarbons (TPH) (QC Lot: 2979725)								

Matrix: SOIL

Laboratory sample ID	Client sample ID	Method: Compound	CAS Number	Laboratory Duplicate (DUP) Report				
				LOR	Unit	Original Result	Duplicate Result	RPD (%)
EP-071HK_SR: Total Petroleum Hydrocarbons (TPH) (QC Lot: 2979725) - Continued								
HK1319666-001	Anonymous	C9 - C16 Fraction	----	200	mg/kg	<200	<200	0.0
		C17 - C35 Fraction	----	500	mg/kg	<500	<500	0.0
EP-071HK_SR: Total Petroleum Hydrocarbons (TPH) (QC Lot: 2979732)								
HK1319666-001	Anonymous	C6 - C8 Fraction	----	5	mg/kg	<5	<5	0.0
EP-074_SR-A: Monocyclic Aromatic Hydrocarbons (MAH) (QC Lot: 2979731)								
HK1319666-001	Anonymous	Benzene	71-43-2	0.2	mg/kg	<0.2	<0.2	0.0
		Toluene	108-88-3	0.5	mg/kg	<0.5	<0.5	0.0
		Ethylbenzene	100-41-4	0.5	mg/kg	<0.5	<0.5	0.0
		ortho-Xylene	95-47-6	0.5	mg/kg	<0.5	<0.5	0.0
		meta- & para-Xylene	108-38-3 106-42-3	1.0	mg/kg	<1.0	<1.0	0.0
		Xylenes (Total)	----	2.0	mg/kg	<2.0	<2.0	0.0

Matrix: WATER

Laboratory sample ID	Client sample ID	Method: Compound	CAS Number	Laboratory Duplicate (DUP) Report				
				LOR	Unit	Original Result	Duplicate Result	RPD (%)
EG: Metals and Major Cations - Filtered (QC Lot: 2987543)								
HK1320125-004	TRIP BLANK	EG036: Mercury	7439-97-6	0.05	µg/L	<0.05	<0.05	0.0
EG: Metals and Major Cations - Filtered (QC Lot: 2987544)								
HK1320125-004	TRIP BLANK	EG020: Cadmium	7440-43-9	0.2	µg/L	<0.2	<0.2	0.0
		EG020: Copper	7440-50-8	1	µg/L	<1	<1	0.0
		EG020: Lead	7439-92-1	1	µg/L	<1	<1	0.0
		EG020: Zinc	7440-66-6	10	µg/L	<10	<10	0.0
EG: Metals and Major Cations - Filtered (QC Lot: 2987545)								
HK1320125-004	TRIP BLANK	EG050: Hexavalent Chromium	18540-29-9	20	µg/L	<20	<20	0.0
EP-071HK_SR: Total Petroleum Hydrocarbons (TPH) (QC Lot: 2979735)								
HK1319666-003	Anonymous	C6 - C8 Fraction	----	0.02	mg/L	<0.02	<0.02	0.0
EP-074_SR-A: Monocyclic Aromatic Hydrocarbons (MAH) (QC Lot: 2978952)								
HK1319498-001	Anonymous	Benzene	71-43-2	0.5	µg/L	<0.5	<0.5	0.0
		Toluene	108-88-3	0.5	µg/L	<0.5	<0.5	0.0
		Ethylbenzene	100-41-4	0.5	µg/L	<0.5	<0.5	0.0
		ortho-Xylene	95-47-6	0.5	µg/L	<0.5	<0.5	0.0
		meta- & para-Xylene	108-38-3 106-42-3	1	µg/L	<1	<1	0.0
		Xylenes (Total)	----	2	µg/L	<2	<2	0.0

Method Blank (MB), Laboratory Control Spike (LCS) and Laboratory Control Spike Duplicate (DCS) Report

Matrix: SOIL

Method: Compound	CAS Number	Method Blank (MB) Report			Laboratory Control Spike (LCS) and Laboratory Control Spike Duplicate (DCS) Report						
					Spike Concentration	Spike Recovery (%)		Recovery Limits (%)		RPD (%)	
		LOR	Unit	Result		LCS	DCS	Low	High	Value	Control Limit
EG: Metals and Major Cations (QC Lot: 2987709)											
EG3060: Hexavalent Chromium	18540-29-9	0.5	mg/kg	<0.5	40 mg/kg	115	----	85	115	----	----

Matrix: SOIL

Method: Compound	CAS Number	Method Blank (MB) Report			Laboratory Control Spike (LCS) and Laboratory Control Spike Duplicate (DCS) Report						
					Spike Concentration	Spike Recovery (%)		Recovery Limits (%)		RPD (%)	
		LOR	Unit	Result		LCS	DCS	Low	High	Value	Control Limit
EG: Metals and Major Cations (QC Lot: 2987709) - Continued											
EG: Metals and Major Cations (QC Lot: 2989159)											
EG036: Mercury	7439-97-6	0.02	mg/kg	<0.02	0.1 mg/kg	89.2	----	80	112	----	----
EG: Metals and Major Cations (QC Lot: 2989163)											
EG020: Cadmium	7440-43-9	0.2	mg/kg	<0.2	5 mg/kg	92.1	----	86	110	----	----
EG020: Copper	7440-50-8	1	mg/kg	<1	5 mg/kg	87.3	----	85	109	----	----
EG020: Lead	7439-92-1	1	mg/kg	<1	5 mg/kg	87.9	----	84	106	----	----
EG020: Zinc	7440-66-6	1	mg/kg	<1	5 mg/kg	99.5	----	82	126	----	----
EP-076A: Polycyclic Aromatic Hydrocarbons (PAHs) (QC Lot: 2979724)											
Naphthalene	91-20-3	25	µg/kg	----	25 µg/kg	72.5	----	63	117	----	----
				<50	----	----	----	----	----	----	----
Acenaphthylene	208-96-8	25	µg/kg	----	25 µg/kg	72.4	----	54	119	----	----
				<50	----	----	----	----	----	----	----
Acenaphthene	83-32-9	25	µg/kg	----	25 µg/kg	87.1	----	59	122	----	----
				<50	----	----	----	----	----	----	----
Fluorene	86-73-7	25	µg/kg	----	25 µg/kg	94.6	----	60	126	----	----
				<50	----	----	----	----	----	----	----
Phenanthrene	85-01-8	25	µg/kg	----	25 µg/kg	71.2	----	60	127	----	----
				<50	----	----	----	----	----	----	----
Anthracene	120-12-7	50	µg/kg	<50	----	----	----	----	----	----	----
				----	25 µg/kg	76.2	----	56	124	----	----
Fluoranthene	206-44-0	25	µg/kg	----	25 µg/kg	81.7	----	61	132	----	----
				<50	----	----	----	----	----	----	----
Pyrene	129-00-0	25	µg/kg	----	25 µg/kg	80.6	----	61	133	----	----
				<50	----	----	----	----	----	----	----
Benz(a)anthracene	56-55-3	50	µg/kg	<50	----	----	----	----	----	----	----
				----	25 µg/kg	74.7	----	57	124	----	----
Chrysene	218-01-9	50	µg/kg	<50	----	----	----	----	----	----	----
				----	25 µg/kg	78.6	----	60	128	----	----
Benzo(b)fluoranthene	205-99-2	50	µg/kg	<50	----	----	----	----	----	----	----
				----	25 µg/kg	80.6	----	48	135	----	----
Benzo(k)fluoranthene	207-08-9	25	µg/kg	----	25 µg/kg	78.2	----	58	133	----	----
				<50	----	----	----	----	----	----	----
Benzo(a)pyrene	50-32-8	25	µg/kg	----	25 µg/kg	86.3	----	50	124	----	----
				<50	----	----	----	----	----	----	----
Indeno(1.2.3.cd)pyrene	193-39-5	25	µg/kg	----	25 µg/kg	100	----	48	134	----	----
				<50	----	----	----	----	----	----	----
Dibenz(a.h)anthracene	53-70-3	25	µg/kg	----	25 µg/kg	83.4	----	50	137	----	----
				<50	----	----	----	----	----	----	----
Benzo(g.h.i)perylene	191-24-2	50	µg/kg	<50	----	----	----	----	----	----	----
				----	25 µg/kg	86.1	----	55	140	----	----

Matrix: SOIL

Method: Compound	CAS Number	Method Blank (MB) Report LOR	Unit	Result	Laboratory Control Spike (LCS) and Laboratory Control Spike Duplicate (DCS) Report: Spike Concentration	Spike Recovery (%) LCS	Spike Recovery (%) DCS	Recovery Limits (%) Low	Recovery Limits (%) High	RPD (%) Value	RPD (%) Control Limit
EP-076B: Phenol, Hexachlorobenzene and Bis(2-ethylhexyl) Phthalate (QC Lot: 2979724)											
Phenol	108-95-2	25	µg/kg	----	25 µg/kg	76.3	----	24	141	----	----
				<500	----	----	----	----	----	----	----
Hexachlorobenzene (HCB)	118-74-1	50	µg/kg	<50	----	----	----	----	----	----	----
				----	25 µg/kg	95.2	----	63	129	----	----
Bis(2-ethylhexyl)phthalate	117-81-7	1000	µg/kg	<1000	----	----	----	----	----	----	----
				----	25 µg/kg	102	----	61	163	----	----
EP-071HK_SR: Total Petroleum Hydrocarbons (TPH) (QC Lot: 2979725)											
C9 - C16 Fraction	----	200	mg/kg	<200	32 mg/kg	63.1	----	53	104	----	----
C17 - C35 Fraction	----	500	mg/kg	<500	90 mg/kg	53.9	----	43	99	----	----
EP-071HK_SR: Total Petroleum Hydrocarbons (TPH) (QC Lot: 2979732)											
C6 - C8 Fraction	----	5	mg/kg	<5	4.5 mg/kg	89.1	----	69	139	----	----
EP-074_SR-A: Monocyclic Aromatic Hydrocarbons (MAH) (QC Lot: 2979731)											
Benzene	71-43-2	0.1	mg/kg	<0.1	0.25 mg/kg	102	----	71	112	----	----
Toluene	108-88-3	0.2	mg/kg	<0.2	0.25 mg/kg	107	----	77	108	----	----
Ethylbenzene	100-41-4	0.2	mg/kg	<0.2	0.25 mg/kg	106	----	80	109	----	----
meta- & para-Xylene	108-38-3	0.4	mg/kg	<0.4	0.50 mg/kg	102	----	86	105	----	----
	106-42-3										
ortho-Xylene	95-47-6	0.2	mg/kg	<0.2	0.25 mg/kg	105	----	82	106	----	----
Xylenes (Total)	----	1.0	mg/kg	<1.0	0.75 mg/kg	103	----	86	104	----	----

Matrix: WATER

Method: Compound	CAS Number	Method Blank (MB) Report LOR	Unit	Result	Laboratory Control Spike (LCS) and Laboratory Control Spike Duplicate (DCS) Report: Spike Concentration	Spike Recovery (%) LCS	Spike Recovery (%) DCS	Recovery Limits (%) Low	Recovery Limits (%) High	RPD (%) Value	RPD (%) Control Limit
EG: Metals and Major Cations - Filtered (QC Lot: 2987543)											
EG036: Mercury	7439-97-6	0.05	µg/L	<0.05	0.2 µg/L	95.0	----	80	116	----	----
EG: Metals and Major Cations - Filtered (QC Lot: 2987544)											
EG020: Cadmium	7440-43-9	0.2	µg/L	<0.2	100 µg/L	104	----	78	112	----	----
EG020: Copper	7440-50-8	1	µg/L	<1	100 µg/L	94.2	----	79	113	----	----
EG020: Lead	7439-92-1	1	µg/L	<1	100 µg/L	91.4	----	81	109	----	----
EG020: Zinc	7440-66-6	10	µg/L	<10	100 µg/L	94.0	----	73	121	----	----
EG: Metals and Major Cations - Filtered (QC Lot: 2987545)											
EG050: Hexavalent Chromium	18540-29-9	20	µg/L	<20	100 µg/L	92.6	----	85	115	----	----
EP-076: Polycyclic Aromatics Hydrocarbons (PAHs) (QC Lot: 2986487)											
Naphthalene	91-20-3	0.2	µg/L	<0.2	0.5 µg/L	70.0	----	54	110	----	----
Acenaphthylene	208-96-8	0.2	µg/L	<0.2	0.5 µg/L	62.6	----	54	103	----	----
Acenaphthene	83-32-9	0.2	µg/L	<0.2	0.5 µg/L	59.3	----	56	102	----	----
Fluorene	86-73-7	0.2	µg/L	<0.2	0.5 µg/L	66.8	----	50	105	----	----
Phenanthrene	85-01-8	0.2	µg/L	<0.2	0.5 µg/L	66.7	----	53	106	----	----
Anthracene	120-12-7	0.2	µg/L	<0.2	0.5 µg/L	71.4	----	54	107	----	----
Fluoranthene	206-44-0	0.2	µg/L	<0.2	0.5 µg/L	87.0	----	63	118	----	----

Matrix: WATER

Method: Compound	CAS Number	Method Blank (MB) Report			Laboratory Control Spike (LCS) and Laboratory Control Spike Duplicate (DCS) Report					
					Spike Concentration	Spike Recovery (%)		Recovery Limits (%)		RPD (%)	
		LOR	Unit	Result		LCS	DCS	Low	High	Value	Control Limit
EP-076: Polycyclic Aromatics Hydrocarbons (PAHs) (QC Lot: 2986487) - Continued											
Pyrene	129-00-0	0.2	µg/L	<0.2	0.5 µg/L	87.1	----	67	120	----	----
Benz(a)anthracene	56-55-3	0.2	µg/L	<0.2	0.5 µg/L	83.0	----	57	117	----	----
Chrysene	218-01-9	0.2	µg/L	<0.2	0.5 µg/L	84.8	----	61	123	----	----
Benzo(b)fluoranthene	205-99-2	0.2	µg/L	<0.2	0.5 µg/L	83.5	----	55	112	----	----
Benzo(k)fluoranthene	207-08-9	0.2	µg/L	<0.2	0.5 µg/L	86.2	----	59	119	----	----
Benzo(a)pyrene	50-32-8	0.2	µg/L	<0.2	0.5 µg/L	81.4	----	62	116	----	----
Indeno(1.2.3.cd)pyrene	193-39-5	0.2	µg/L	<0.2	0.5 µg/L	91.9	----	61	119	----	----
Dibenz(a.h)anthracene	53-70-3	0.2	µg/L	<0.2	0.5 µg/L	100	----	64	117	----	----
Benzo(g.h.i)perylene	191-24-2	0.2	µg/L	<0.2	0.5 µg/L	96.5	----	62	119	----	----
EP-076B: Phenol, Hexachlorobenzene and Bis(2-ethylhexyl) Phthalate (QC Lot: 2986487)											
Phenol	108-95-2	5	µg/L	<5.0	0.5 µg/L	48.8	----	45	85	----	----
Hexachlorobenzene (HCB)	118-74-1	5	µg/L	<5.0	0.5 µg/L	66.3	----	45	122	----	----
Bis(2-ethylhexyl)phthalate	117-81-7	10	µg/L	<10.0	0.5 µg/L	135	----	78	137	----	----
EP-071HK_SR: Total Petroleum Hydrocarbons (TPH) (QC Lot: 2979716)											
C9 - C16 Fraction	----	0.5	mg/L	<0.5	0.21 mg/L	47.1	----	12	112	----	----
C17 - C35 Fraction	----	0.5	mg/L	<0.5	0.60 mg/L	48.5	----	4	130	----	----
EP-071HK_SR: Total Petroleum Hydrocarbons (TPH) (QC Lot: 2979735)											
C6 - C8 Fraction	----	0.02	mg/L	<0.02	0.03 mg/L	79.1	----	76	1134	----	----
EP-074_SR-A: Monocyclic Aromatic Hydrocarbons (MAH) (QC Lot: 2978952)											
Benzene	71-43-2	0.5	µg/L	<0.5	2 µg/L	86.7	----	58	126	----	----
Toluene	108-88-3	0.5	µg/L	<0.5	2 µg/L	110	----	63	124	----	----
Ethylbenzene	100-41-4	0.5	µg/L	<0.5	2 µg/L	94.6	----	62	123	----	----
meta- & para-Xylene	108-38-3 106-42-3	1	µg/L	<1	4 µg/L	88.9	----	66	126	----	----
ortho-Xylene	95-47-6	0.5	µg/L	<0.5	2 µg/L	90.7	----	62	125	----	----
Xylenes (Total)	----	2	µg/L	<2	6 µg/L	89.5	----	65	126	----	----

Matrix Spike (MS) and Matrix Spike Duplicate (MSD) Report

Matrix: SOIL

Laboratory sample ID	Client sample ID	Method: Compound	CAS Number	Matrix Spike (MS) and Matrix Spike Duplicate (MSD) Report						
				Spike Concentration	Spike Recovery (%)		Recovery Limits (%)		RPD (%)	
					MS	MSD	Low	High	Value	Control Limit
EG: Metals and Major Cations (QC Lot: 2987709)										
HK1320123-001	Anonymous	**EG3060: Hexavalent Chromium**	18540-29-9	40 mg/kg	120	----	75	125	----	----
EG: Metals and Major Cations (QC Lot: 2989159)										
HK1320123-001	Anonymous	**EG036: Mercury**	7439-97-6	0.1 mg/kg	# Not Determined	----	75	125	----	----
EG: Metals and Major Cations (QC Lot: 2989163)										
HK1320123-001	Anonymous	**EG020: Cadmium**	7440-43-9	5 mg/kg	93.8	----	75	125	----	----
		EG020: Copper	7440-50-8	5 mg/kg	77.0	----	75	125	----	----
		EG020: Lead	7439-92-1	5 mg/kg	# Not Determined	----	75	125	----	----
		EG020: Zinc	7440-66-6	5 mg/kg	# Not Determined	----	75	125	----	----
EP-071HK_SR: Total Petroleum Hydrocarbons (TPH) (QC Lot: 2979725)										
HK1319666-002	Anonymous	**C9 - C16 Fraction**	----	32 mg/kg	65.9	----	50	130	----	----
		C17 - C35 Fraction	----	90 mg/kg	60.0	----	50	130	----	----
EP-071HK_SR: Total Petroleum Hydrocarbons (TPH) (QC Lot: 2979732)										
HK1319666-002	Anonymous	**C6 - C8 Fraction**	----	4.5 mg/kg	94.0	----	50	130	----	----

Matrix: WATER

Laboratory sample ID	Client sample ID	Method: Compound	CAS Number	Matrix Spike (MS) and Matrix Spike Duplicate (MSD) Report						
				Spike Concentration	Spike Recovery (%)		Recovery Limits (%)		RPD (%)	
					MS	MSD	Low	High	Value	Control Limit
EG: Metals and Major Cations - Filtered (QC Lot: 2987543)										
HK1320123-002	Anonymous	**EG036: Mercury**	7439-97-6	0.2 µg/L	95.0	----	75	125	----	----
EG: Metals and Major Cations - Filtered (QC Lot: 2987544)										
HK1320123-002	Anonymous	**EG020: Cadmium**	7440-43-9	100 µg/L	100	----	75	125	----	----
		EG020: Copper	7440-50-8	100 µg/L	92.9	----	75	125	----	----
		EG020: Lead	7439-92-1	100 µg/L	90.8	----	75	125	----	----
		EG020: Zinc	7440-66-6	100 µg/L	91.2	----	75	125	----	----
EG: Metals and Major Cations - Filtered (QC Lot: 2987545)										
HK1320123-002	Anonymous	**EG050: Hexavalent Chromium**	18540-29-9	100 µg/L	92.3	----	75	125	----	----

Surrogate Control Limits

Sub-Matrix: SOIL

Compound	CAS Number	Recovery Limits (%)	
		Low	High
EP-076S: Polycyclic Aromatics Hydrocarbons (PAHs) Surrogates			
2-Fluorobiphenyl	321-60-8	50	130

Sub-Matrix: SOIL

Compound	CAS Number	Recovery Limits (%) Low	High
EP-076S: Polycyclic Aromatics Hydrocarbons (PAHs) Surrogates - Continued			
4-Terphenyl-d14	1718-51-0	50	130
EP-080_SRS: TPH(Volatile)/BTEX Surrogate			
Dibromofluoromethane	1868-53-7	80	120
Toluene-D8	2037-26-5	81	117
4-Bromofluorobenzene	460-00-4	74	121
EP-074_SR-S: VOC Surrogates			
Dibromofluoromethane	1868-53-7	80	120
Toluene-D8	2037-26-5	81	117
4-Bromofluorobenzene	460-00-4	74	121

Sub-Matrix: WATER

Compound	CAS Number	Recovery Limits (%) Low	High
EP-076S: Polycyclic Aromatics Hydrocarbons (PAHs) Surrogates			
2-Fluorobiphenyl	321-60-8	50	130
4-Terphenyl-d14	1718-51-0	50	130
EP-080_SRS: TPH(Volatile)/BTEX Surrogate			
Dibromofluoromethane	1868-53-7	86	118
Toluene-D8	2037-26-5	88	110
4-Bromofluorobenzene	460-00-4	86	115
EP-074_SR-S: VOC Surrogates			
Dibromofluoromethane	1868-53-7	86	118
Toluene-D8	2037-26-5	88	110
4-Bromofluorobenzene	460-00-4	86	115

ALS Technichem (HK) Pty Ltd

ALS Laboratory Group
ANALYTICAL CHEMISTRY & TESTING SERVICES

HOKLAS 066 TEST

CERTIFICATE OF ANALYSIS

Client	: CIVIL ENGINEERING AND DEVELOPMENT DEPARTMENT	Laboratory	: ALS Technichem HK Pty Ltd	Page	: 1 of 13
Contact	: MR SUN NG	Contact	: Fung Lim Chee, Richard	Work Order	: HK1320126
Address	: GEOTECHNICAL PROJECTS DIVISION, GEOTECHNICAL ENGINEERING OFFICE, 23/F., KWUN TONG VIEW, 410 KWUN TONG ROAD, KOWLOON, HONG KONG	Address	: 11/F., Chung Shun Knitting Centre, 1 - 3 Wing Yip Street, Kwai Chung, N.T., Hong Kong		
E-mail	: sunng@cedd.gov.hk	E-mail	: Richard.Fung@alsglobal.com		
Telephone	: ----	Telephone	: +852 2610 1044		
Facsimile	: ----	Facsimile	: +852 2610 2021		
Project	: DEMOLITION OF BUILDING AND STRUCTURES IN THE PROPOSED KENNEDY TOWN COMPREHENSIVE DEVELOPMENT AREA	Quote number	: ----	Date Samples Received	: 23-JUL-2013
Order number	: GE/2012/24.08			Issue Date	: 08-AUG-2013
C-O-C number	: H028441			No. of samples received	: 5
Site	: ----			No. of samples analysed	: 5

This report may not be reproduced except with prior written approval from the testing laboratory.

Hong Kong Accreditation Service (HKAS) has accedited this laboratory (ALS Technichem (HK) Pty Ltd) under Hong Kong Laboratory Accreditation Scheme (HOKLAS) for specific laboratory activities as listed in the HOKLAS Directory of Accredited Laboratories. The results shown in this certificate were determined by this laboratory in accordance with its terms of accreditation.

This document has been electronically signed by those names that appear on this report and are the authorised signatories. Electronic signing has been carried out in compliance with procedures specified in the Electronic Transactions Ordinance of Hong Kong, Chapter 553, Section 6.

Signatories	*Position*	*Authorised results for*
Anh Ngoc Huynh	Senior Chemist - Organics	Organics
Ng Chun Hoi, Michael	Chemist - Inorganics	Inorganics
Wong Wing, Kenneth	Assistant Supervisor - Metals	Inorganics

General Comments

This report supersedes any previous report(s) with this reference. Results apply to the sample(s) as submitted. All pages of this report have been checked and approved for release. When sampling time information is not provided by the client, sampling dates are shown without a time component. In these instances, the time component has been assumed by the laboratory for processing purposes. The completion date of analysis is: 05-AUG-2013

Key: LOR = Limit of reporting; CAS Number = CAS registry number from database maintained by Chemical Abstracts Services. The Chemical Abstracts Service is a division of the American Chemical Society.

Specific comments for Work Order: **HK1320126**

Project Name: Demolition of Building and Structures in the Proposed Kennedy Town Comprehensive Development Area Site.

Sample(s) were received in a chilled condition.

Water sample(s) analysed and reported on an as received basis.

Soil sample(s) analysed on an as received basis. Result(s) reported on a dry weight basis.

Water sample(s) were filtered prior to dissolved metal analysis.

Soil sample(s) as received, digested by In-house method E-ASTM D3974-09 based on ASTM D3974-09, prior to determination of metals.

Analytical Results

Sub-Matrix: **SOIL**

Compound	CAS Number	LOR	Unit	Client sample ID: BD1 7.5M-9.0M Client sampling date / time: 23-JUL-2013 09:00	Client sample ID: BD3 0.0M-0.5M Client sampling date / time: 23-JUL-2013 10:00	Client sample ID: BD3 0.5M-1.5M Client sampling date / time: 23-JUL-2013 11:00		
				HK1320126-001	HK1320126-003	HK1320126-004		
EA/ED: Physical and Aggregate Properties								
EA055: Moisture Content (dried @ 103°C)	----	0.1	%	**28.4**	**16.8**	**15.4**		
EG: Metals and Major Cations								
EG020: Cadmium	7440-43-9	0.2	mg/kg	<0.2	<0.2	**0.4**		
EG020: Copper	7440-50-8	1	mg/kg	**2**	**1**	**50**		
EG020: Lead	7439-92-1	1	mg/kg	**18**	**14**	**409**		
EG020: Zinc	7440-66-6	1	mg/kg	**164**	**44**	**367**		
EG036: Mercury	7439-97-6	0.2	mg/kg	<0.2	<0.2	**2.0**		
EG049: Trivalent Chromium	16065-83-1	1	mg/kg	**3**	**2**	**6**		
EG3060: Hexavalent Chromium	18540-29-9	1	mg/kg	<1	<1	<1		
EP-076A: Polycyclic Aromatic Hydrocarbons (PAHs)								
Naphthalene	91-20-3	0.500	mg/kg	<0.500	<0.500	<0.500		
Acenaphthylene	208-96-8	0.500	mg/kg	<0.500	<0.500	<0.500		
Acenaphthene	83-32-9	0.500	mg/kg	<0.500	<0.500	<0.500		
Fluorene	86-73-7	0.500	mg/kg	<0.500	<0.500	<0.500		
Phenanthrene	85-01-8	0.500	mg/kg	<0.500	<0.500	<0.500		
Anthracene	120-12-7	0.500	mg/kg	<0.500	<0.500	<0.500		
Fluoranthene	206-44-0	0.500	mg/kg	<0.500	<0.500	**0.525**		
Pyrene	129-00-0	0.500	mg/kg	<0.500	<0.500	**0.591**		
Benz(a)anthracene	56-55-3	0.500	mg/kg	<0.500	<0.500	<0.500		
Chrysene	218-01-9	0.500	mg/kg	<0.500	<0.500	<0.500		
Benzo(b)fluoranthene	205-99-2	0.500	mg/kg	<0.500	<0.500	**0.507**		
Benzo(k)fluoranthene	207-08-9	0.500	mg/kg	<0.500	<0.500	<0.500		
Benzo(a)pyrene	50-32-8	0.500	mg/kg	<0.500	<0.500	<0.500		
Indeno(1.2.3.cd)pyrene	193-39-5	0.500	mg/kg	<0.500	<0.500	<0.500		
Dibenz(a.h)anthracene	53-70-3	0.500	mg/kg	<0.500	<0.500	<0.500		
Benzo(g.h.i)perylene	191-24-2	0.500	mg/kg	<0.500	<0.500	<0.500		
EP-076B: Phenol, Hexachlorobenzene and Bis(2-ethylhexyl) Phthalate								
Phenol	108-95-2	0.50	mg/kg	<0.50	<0.50	<0.50		
Hexachlorobenzene (HCB)	118-74-1	0.200	mg/kg	<0.200	<0.200	<0.200		
Bis(2-ethylhexyl)phthalate	117-81-7	5.00	mg/kg	<5.00	<5.00	<5.00		
EP-071HK_SR: Total Petroleum Hydrocarbons (TPH)								
C6 - C8 Fraction	----	5	mg/kg	<5	<5	<5		
C9 - C16 Fraction	----	200	mg/kg	<200	<200	<200		
C17 - C35 Fraction	----	500	mg/kg	<500	<500	<500		
EP-074_SR-A: Monocyclic Aromatic Hydrocarbons (MAH)								
Benzene	71-43-2	0.2	mg/kg	<0.2	<0.2	<0.2		

Sub-Matrix: **SOIL**

Compound	CAS Number	LOR	Unit	Client sample ID: BD1 7.5M-9.0M Client sampling date / time: 23-JUL-2013 09:00 HK1320126-001	Client sample ID: BD3 0.0M-0.5M Client sampling date / time: 23-JUL-2013 10:00 HK1320126-003	Client sample ID: BD3 0.5M-1.5M Client sampling date / time: 23-JUL-2013 11:00 HK1320126-004		
EP-074_SR-A: Monocyclic Aromatic Hydrocarbons (MAH) - Continued								
Toluene	108-88-3	0.5	mg/kg	<0.5	<0.5	<0.5		
Ethylbenzene	100-41-4	0.5	mg/kg	<0.5	<0.5	<0.5		
meta- & para-Xylene	108-38-3 106-42-3	1.0	mg/kg	<1.0	<1.0	<1.0		
ortho-Xylene	95-47-6	0.5	mg/kg	<0.5	<0.5	<0.5		
Xylenes (Total)	----	2.0	mg/kg	<2.0	<2.0	<2.0		
EP-076S: Polycyclic Aromatics Hydrocarbons (PAHs) Surrogates								Surrogate control limits listed at end of this report.
2-Fluorobiphenyl	321-60-8	0.1	%	**100**	**98.5**	**82.9**		
4-Terphenyl-d14	1718-51-0	0.1	%	**95.7**	**102**	**85.6**		
EP-080_SRS: TPH(Volatile)/BTEX Surrogate								Surrogate control limits listed at end of this report.
Dibromofluoromethane	1868-53-7	0.1	%	**93.7**	**93.6**	**93.4**		
Toluene-D8	2037-26-5	0.1	%	**98.7**	**98.8**	**98.7**		
4-Bromofluorobenzene	460-00-4	0.1	%	**100**	**99.6**	**99.1**		
EP-074_SR-S: VOC Surrogates								Surrogate control limits listed at end of this report.
Dibromofluoromethane	1868-53-7	0.1	%	**93.7**	**93.6**	**93.4**		
Toluene-D8	2037-26-5	0.1	%	**98.7**	**98.8**	**98.7**		
4-Bromofluorobenzene	460-00-4	0.1	%	**100**	**99.6**	**99.1**		

Sub-Matrix: **WATER**

Compound	CAS Number	LOR	Unit	Client sample ID: BD1 7.5M-9.0M GROUND WATER	TRIP BLANK			
				Client sampling date / time: 23-JUL-2013 14:00	23-JUL-2013 14:00			
				HK1320126-002	HK1320126-005			
EG: Metals and Major Cations - Filtered								
EG020: Cadmium	7440-43-9	0.2	µg/L	----	<0.2			
EG020: Copper	7440-50-8	1	µg/L	----	<1			
EG020: Lead	7439-92-1	1	µg/L	----	<1			
EG020: Zinc	7440-66-6	10	µg/L	----	<10			
EG036: Mercury	7439-97-6	0.05	µg/L	<0.05	<0.05			
EG049: Trivalent Chromium	16065-83-1	20	µg/L	----	<20			
EG050: Hexavalent Chromium	18540-29-9	20	µg/L	----	<20			
EP-076A: Polycyclic Aromatic Hydrocarbons (PAHs)								
Naphthalene	91-20-3	2.0	µg/L	<2.0	<2.0			
Acenaphthylene	208-96-8	2.0	µg/L	<2.0	<2.0			
Acenaphthene	83-32-9	2.0	µg/L	<2.0	<2.0			
Fluorene	86-73-7	2.0	µg/L	<2.0	<2.0			
Phenanthrene	85-01-8	2.0	µg/L	<2.0	<2.0			
Anthracene	120-12-7	2.0	µg/L	<2.0	<2.0			
Fluoranthene	206-44-0	2.0	µg/L	<2.0	<2.0			
Pyrene	129-00-0	2.0	µg/L	<2.0	<2.0			
Benz(a)anthracene	56-55-3	2.0	µg/L	----	<2.0			
Chrysene	218-01-9	1.0	µg/L	<1.0	<1.0			
Benzo(b)fluoranthene	205-99-2	1.0	µg/L	<1.0	<1.0			
Benzo(k)fluoranthene	207-08-9	1.0	µg/L	----	<1.0			
Benzo(a)pyrene	50-32-8	2.0	µg/L	----	<2.0			
Indeno(1.2.3.cd)pyrene	193-39-5	2.0	µg/L	----	<2.0			
Dibenz(a.h)anthracene	53-70-3	2.0	µg/L	----	<2.0			
Benzo(g.h.i)perylene	191-24-2	2.0	µg/L	----	<2.0			
EP-076B: Phenol, Hexachlorobenzene and Bis(2-ethylhexyl) Phthalate								
Phenol	108-95-2	2.0	µg/L	----	<2.0			
Hexachlorobenzene (HCB)	118-74-1	4.0	µg/L	<4.0	<4.0			
Bis(2-ethylhexyl)phthalate	117-81-7	10.0	µg/L	----	<10.0			
EP-071HK_SR: Total Petroleum Hydrocarbons (TPH)								
C6 - C8 Fraction	----	20	µg/L	<20	<20			
C9 - C16 Fraction	----	500	µg/L	<500	<500			
C17 - C35 Fraction	----	500	µg/L	<500	<500			
EP-074_SR-A: Monocyclic Aromatic Hydrocarbons (MAH)								
Benzene	71-43-2	5.0	µg/L	<5.0	<5.0			
Toluene	108-88-3	5.0	µg/L	<5.0	<5.0			
Ethylbenzene	100-41-4	5.0	µg/L	<5.0	<5.0			
meta- & para-Xylene	108-38-3 106-42-3	10	µg/L	<10	<10			

Sub-Matrix: **WATER**			*Client sample ID*	**BD1 7.5M-9.0M GROUND WATER**	**TRIP BLANK**			
			Client sampling date / time	23-JUL-2013 14:00	23-JUL-2013 14:00			
Compound	*CAS Number*	*LOR*	*Unit*	**HK1320126-002**	**HK1320126-005**			
EP-074_SR-A: Monocyclic Aromatic Hydrocarbons (MAH) - Continued								
ortho-Xylene	95-47-6	5.0	µg/L	<5.0	<5.0			
Xylenes (Total)	----	20	µg/L	<20	<20			
EP-076S: Polycyclic Aromatics Hydrocarbons (PAHs) Surrogates								Surrogate control limits listed at end of this report.
2-Fluorobiphenyl	321-60-8	0.1	%	**54.1**	**63.1**			
4-Terphenyl-d14	1718-51-0	0.1	%	**92.6**	**96.1**			
EP-080_SRS: TPH(Volatile)/BTEX Surrogate								Surrogate control limits listed at end of this report.
Dibromofluoromethane	1868-53-7	0.1	%	**102**	**102**			
Toluene-D8	2037-26-5	0.1	%	**102**	**104**			
4-Bromofluorobenzene	460-00-4	0.1	%	**93.3**	**94.0**			
EP-074_SR-S: VOC Surrogates								Surrogate control limits listed at end of this report.
Dibromofluoromethane	1868-53-7	0.1	%	**102**	**102**			
Toluene-D8	2037-26-5	0.1	%	**102**	**104**			
4-Bromofluorobenzene	460-00-4	0.1	%	**93.3**	**94.0**			

Laboratory Duplicate (DUP) Report

Matrix: SOIL

Laboratory sample ID	Client sample ID	Method: Compound	CAS Number	Laboratory Duplicate (DUP) Report				
				LOR	Unit	Original Result	Duplicate Result	RPD (%)
EA/ED: Physical and Aggregate Properties (QC Lot: 2988245)								
HK1320099-001	Anonymous	EA055: Moisture Content (dried @ 103°C)	----	0.1	%	21.1	20.4	3.2
HK1320132-001	Anonymous	EA055: Moisture Content (dried @ 103°C)	----	0.1	%	15.6	14.7	5.7
EG: Metals and Major Cations (QC Lot: 2987709)								
HK1320125-001	Anonymous	EG3060: Hexavalent Chromium	18540-29-9	1	mg/kg	<1	<1	0.0
HK1320138-002	Anonymous	EG3060: Hexavalent Chromium	18540-29-9	1	mg/kg	<1	<1	0.0
EG: Metals and Major Cations (QC Lot: 2989159)								
HK1320125-001	Anonymous	EG036: Mercury	7439-97-6	0.2	mg/kg	<0.2	<0.2	0.0
HK1320126-004	BD3 0.5M-1.5M	EG036: Mercury	7439-97-6	0.2	mg/kg	2.0	2.2	9.9
EG: Metals and Major Cations (QC Lot: 2989163)								
HK1320125-001	Anonymous	EG020: Cadmium	7440-43-9	0.2	mg/kg	0.4	0.4	0.0
		EG020: Copper	7440-50-8	1	mg/kg	14	16	17.7
		EG020: Lead	7439-92-1	1	mg/kg	60	57	4.7
		EG020: Zinc	7440-66-6	1	mg/kg	120	118	2.0
HK1320126-004	BD3 0.5M-1.5M	EG020: Cadmium	7440-43-9	0.2	mg/kg	0.4	0.4	0.0
		EG020: Copper	7440-50-8	1	mg/kg	50	44	13.4
		EG020: Lead	7439-92-1	1	mg/kg	409	453	10.1
		EG020: Zinc	7440-66-6	1	mg/kg	367	372	1.3
EP-076A: Polycyclic Aromatic Hydrocarbons (PAHs) (QC Lot: 2979724)								
HK1319666-001	Anonymous	Naphthalene	91-20-3	500	µg/kg	<500	<500	0.0
		Acenaphthylene	208-96-8	500	µg/kg	<500	<500	0.0
		Acenaphthene	83-32-9	500	µg/kg	<500	<500	0.0
		Fluorene	86-73-7	500	µg/kg	<500	<500	0.0
		Phenanthrene	85-01-8	500	µg/kg	<500	<500	0.0
		Anthracene	120-12-7	500	µg/kg	<500	<500	0.0
		Fluoranthene	206-44-0	500	µg/kg	<500	<500	0.0
		Pyrene	129-00-0	500	µg/kg	<500	501	0.2
		Benz(a)anthracene	56-55-3	500	µg/kg	<500	<500	0.0
		Chrysene	218-01-9	500	µg/kg	<500	<500	0.0
		Benzo(b)fluoranthene	205-99-2	500	µg/kg	<500	<500	0.0
		Benzo(k)fluoranthene	207-08-9	500	µg/kg	<500	<500	0.0
		Benzo(a)pyrene	50-32-8	500	µg/kg	<500	<500	0.0
		Indeno(1.2.3.cd)pyrene	193-39-5	500	µg/kg	<500	<500	0.0
		Dibenz(a.h)anthracene	53-70-3	500	µg/kg	<500	<500	0.0
		Benzo(g.h.i)perylene	191-24-2	500	µg/kg	<500	<500	0.0
EP-076B: Phenol, Hexachlorobenzene and Bis(2-ethylhexyl) Phthalate (QC Lot: 2979724)								
HK1319666-001	Anonymous	Hexachlorobenzene (HCB)	118-74-1	200	µg/kg	<200	<200	0.0
		Phenol	108-95-2	500	µg/kg	<500	<500	0.0
		Bis(2-ethylhexyl)phthalate	117-81-7	5000	µg/kg	<5000	<5000	0.0
EP-071HK_SR: Total Petroleum Hydrocarbons (TPH) (QC Lot: 2979725)								

Matrix: SOIL

Laboratory sample ID	Client sample ID	Method: Compound	CAS Number	Laboratory Duplicate (DUP) Report				
				LOR	Unit	Original Result	Duplicate Result	RPD (%)
EP-071HK_SR: Total Petroleum Hydrocarbons (TPH) (QC Lot: 2979725) - Continued								
HK1319666-001	Anonymous	C9 - C16 Fraction	----	200	mg/kg	<200	<200	0.0
		C17 - C35 Fraction	----	500	mg/kg	<500	<500	0.0
EP-071HK_SR: Total Petroleum Hydrocarbons (TPH) (QC Lot: 2979732)								
HK1319666-001	Anonymous	C6 - C8 Fraction	----	5	mg/kg	<5	<5	0.0
EP-074_SR-A: Monocyclic Aromatic Hydrocarbons (MAH) (QC Lot: 2979731)								
HK1319666-001	Anonymous	Benzene	71-43-2	0.2	mg/kg	<0.2	<0.2	0.0
		Toluene	108-88-3	0.5	mg/kg	<0.5	<0.5	0.0
		Ethylbenzene	100-41-4	0.5	mg/kg	<0.5	<0.5	0.0
		ortho-Xylene	95-47-6	0.5	mg/kg	<0.5	<0.5	0.0
		meta- & para-Xylene	108-38-3 106-42-3	1.0	mg/kg	<1.0	<1.0	0.0
		Xylenes (Total)	----	2.0	mg/kg	<2.0	<2.0	0.0

Matrix: WATER

Laboratory sample ID	Client sample ID	Method: Compound	CAS Number	Laboratory Duplicate (DUP) Report				
				LOR	Unit	Original Result	Duplicate Result	RPD (%)
EG: Metals and Major Cations - Filtered (QC Lot: 2987543)								
HK1320125-004	Anonymous	EG036: Mercury	7439-97-6	0.05	µg/L	<0.05	<0.05	0.0
EG: Metals and Major Cations - Filtered (QC Lot: 2987544)								
HK1320125-004	Anonymous	EG020: Cadmium	7440-43-9	0.2	µg/L	<0.2	<0.2	0.0
		EG020: Copper	7440-50-8	1	µg/L	<1	<1	0.0
		EG020: Lead	7439-92-1	1	µg/L	<1	<1	0.0
		EG020: Zinc	7440-66-6	10	µg/L	<10	<10	0.0
EG: Metals and Major Cations - Filtered (QC Lot: 2987545)								
HK1320125-004	Anonymous	EG050: Hexavalent Chromium	18540-29-9	20	µg/L	<20	<20	0.0
EP-071HK_SR: Total Petroleum Hydrocarbons (TPH) (QC Lot: 2979735)								
HK1319666-003	Anonymous	C6 - C8 Fraction	----	0.02	mg/L	<0.02	<0.02	0.0
EP-074_SR-A: Monocyclic Aromatic Hydrocarbons (MAH) (QC Lot: 2978952)								
HK1319498-001	Anonymous	Benzene	71-43-2	0.5	µg/L	<0.5	<0.5	0.0
		Toluene	108-88-3	0.5	µg/L	<0.5	<0.5	0.0
		Ethylbenzene	100-41-4	0.5	µg/L	<0.5	<0.5	0.0
		ortho-Xylene	95-47-6	0.5	µg/L	<0.5	<0.5	0.0
		meta- & para-Xylene	108-38-3 106-42-3	1	µg/L	<1	<1	0.0
		Xylenes (Total)	----	2	µg/L	<2	<2	0.0

Method Blank (MB), Laboratory Control Spike (LCS) and Laboratory Control Spike Duplicate (DCS) Report

Matrix: SOIL

Method: Compound	CAS Number	Method Blank (MB) Report			Laboratory Control Spike (LCS) and Laboratory Control Spike Duplicate (DCS) Report						
					Spike Concentration	Spike Recovery (%)		Recovery Limits (%)		RPD (%)	
		LOR	Unit	Result		LCS	DCS	Low	High	Value	Control Limit
EG: Metals and Major Cations (QC Lot: 2987709)											
EG3060: Hexavalent Chromium	18540-29-9	0.5	mg/kg	<0.5	40 mg/kg	115	----	85	115	----	----

Matrix: SOIL

Method: Compound	CAS Number	Method Blank (MB) Report			Laboratory Control Spike (LCS) and Laboratory Control Spike Duplicate (DCS) Report						
					Spike Concentration	Spike Recovery (%)		Recovery Limits (%)		RPD (%)	
		LOR	Unit	Result		LCS	DCS	Low	High	Value	Control Limit
EG: Metals and Major Cations (QC Lot: 2987709) - Continued											
EG: Metals and Major Cations (QC Lot: 2989159)											
EG036: Mercury	7439-97-6	0.02	mg/kg	<0.02	0.1 mg/kg	89.2	----	80	112	----	----
EG: Metals and Major Cations (QC Lot: 2989163)											
EG020: Cadmium	7440-43-9	0.2	mg/kg	<0.2	5 mg/kg	92.1	----	86	110	----	----
EG020: Copper	7440-50-8	1	mg/kg	<1	5 mg/kg	87.3	----	85	109	----	----
EG020: Lead	7439-92-1	1	mg/kg	<1	5 mg/kg	87.9	----	84	106	----	----
EG020: Zinc	7440-66-6	1	mg/kg	<1	5 mg/kg	99.5	----	82	126	----	----
EP-076A: Polycyclic Aromatic Hydrocarbons (PAHs) (QC Lot: 2979724)											
Naphthalene	91-20-3	25	µg/kg	----	25 µg/kg	72.5	----	63	117	----	----
				<50	----	----	----	----	----	----	----
Acenaphthylene	208-96-8	25	µg/kg	----	25 µg/kg	72.4	----	54	119	----	----
				<50	----	----	----	----	----	----	----
Acenaphthene	83-32-9	25	µg/kg	----	25 µg/kg	87.1	----	59	122	----	----
				<50	----	----	----	----	----	----	----
Fluorene	86-73-7	25	µg/kg	----	25 µg/kg	94.6	----	60	126	----	----
				<50	----	----	----	----	----	----	----
Phenanthrene	85-01-8	25	µg/kg	----	25 µg/kg	71.2	----	60	127	----	----
				<50	----	----	----	----	----	----	----
Anthracene	120-12-7	50	µg/kg	<50	----	----	----	----	----	----	----
				----	25 µg/kg	76.2	----	56	124	----	----
Fluoranthene	206-44-0	25	µg/kg	----	25 µg/kg	81.7	----	61	132	----	----
				<50	----	----	----	----	----	----	----
Pyrene	129-00-0	25	µg/kg	----	25 µg/kg	80.6	----	61	133	----	----
				<50	----	----	----	----	----	----	----
Benz(a)anthracene	56-55-3	50	µg/kg	<50	----	----	----	----	----	----	----
				----	25 µg/kg	74.7	----	57	124	----	----
Chrysene	218-01-9	50	µg/kg	<50	----	----	----	----	----	----	----
				----	25 µg/kg	78.6	----	60	128	----	----
Benzo(b)fluoranthene	205-99-2	50	µg/kg	<50	----	----	----	----	----	----	----
				----	25 µg/kg	80.6	----	48	135	----	----
Benzo(k)fluoranthene	207-08-9	25	µg/kg	----	25 µg/kg	78.2	----	58	133	----	----
				<50	----	----	----	----	----	----	----
Benzo(a)pyrene	50-32-8	25	µg/kg	----	25 µg/kg	86.3	----	50	124	----	----
				<50	----	----	----	----	----	----	----
Indeno(1.2.3.cd)pyrene	193-39-5	25	µg/kg	----	25 µg/kg	100	----	48	134	----	----
				<50	----	----	----	----	----	----	----
Dibenz(a.h)anthracene	53-70-3	25	µg/kg	----	25 µg/kg	83.4	----	50	137	----	----
				<50	----	----	----	----	----	----	----
Benzo(g.h.i)perylene	191-24-2	50	µg/kg	<50	----	----	----	----	----	----	----
				----	25 µg/kg	86.1	----	55	140	----	----

Matrix: SOIL

Method: Compound	CAS Number	Method Blank (MB) Report			Laboratory Control Spike (LCS) and Laboratory Control Spike Duplicate (DCS) Report					
					Spike Concentration	Spike Recovery (%)		Recovery Limits (%)		RPD (%)	
		LOR	Unit	Result		LCS	DCS	Low	High	Value	Control Limit
EP-076B: Phenol, Hexachlorobenzene and Bis(2-ethylhexyl) Phthalate (QC Lot: 2979724)											
Phenol	108-95-2	25	µg/kg	----	25 µg/kg	76.3	----	24	141	----	----
				<500	----	----	----	----	----	----	----
Hexachlorobenzene (HCB)	118-74-1	50	µg/kg	<50	----	----	----	----	----	----	----
				----	25 µg/kg	95.2	----	63	129	----	----
Bis(2-ethylhexyl)phthalate	117-81-7	1000	µg/kg	<1000	----	----	----	----	----	----	----
				----	25 µg/kg	102	----	61	163	----	----
EP-071HK_SR: Total Petroleum Hydrocarbons (TPH) (QC Lot: 2979725)											
C9 - C16 Fraction	----	200	mg/kg	<200	32 mg/kg	63.1	----	53	104	----	----
C17 - C35 Fraction	----	500	mg/kg	<500	90 mg/kg	53.9	----	43	99	----	----
EP-071HK_SR: Total Petroleum Hydrocarbons (TPH) (QC Lot: 2979732)											
C6 - C8 Fraction	----	5	mg/kg	<5	4.5 mg/kg	89.1	----	69	139	----	----
EP-074_SR-A: Monocyclic Aromatic Hydrocarbons (MAH) (QC Lot: 2979731)											
Benzene	71-43-2	0.1	mg/kg	<0.1	0.25 mg/kg	102	----	71	112	----	----
Toluene	108-88-3	0.2	mg/kg	<0.2	0.25 mg/kg	107	----	77	108	----	----
Ethylbenzene	100-41-4	0.2	mg/kg	<0.2	0.25 mg/kg	106	----	80	109	----	----
meta- & para-Xylene	108-38-3	0.4	mg/kg	<0.4	0.50 mg/kg	102	----	86	105	----	----
	106-42-3										
ortho-Xylene	95-47-6	0.2	mg/kg	<0.2	0.25 mg/kg	105	----	82	106	----	----
Xylenes (Total)	----	1.0	mg/kg	<1.0	0.75 mg/kg	103	----	86	104	----	----

Matrix: WATER

Method: Compound	CAS Number	Method Blank (MB) Report			Laboratory Control Spike (LCS) and Laboratory Control Spike Duplicate (DCS) Report						
					Spike Concentration	Spike Recovery (%)		Recovery Limits (%)		RPD (%)	
		LOR	Unit	Result		LCS	DCS	Low	High	Value	Control Limit
EG: Metals and Major Cations - Filtered (QC Lot: 2987543)											
EG036: Mercury	7439-97-6	0.05	µg/L	<0.05	0.2 µg/L	95.0	----	80	116	----	----
EG: Metals and Major Cations - Filtered (QC Lot: 2987544)											
EG020: Cadmium	7440-43-9	0.2	µg/L	<0.2	100 µg/L	104	----	78	112	----	----
EG020: Copper	7440-50-8	1	µg/L	<1	100 µg/L	94.2	----	79	113	----	----
EG020: Lead	7439-92-1	1	µg/L	<1	100 µg/L	91.4	----	81	109	----	----
EG020: Zinc	7440-66-6	10	µg/L	<10	100 µg/L	94.0	----	73	121	----	----
EG: Metals and Major Cations - Filtered (QC Lot: 2987545)											
EG050: Hexavalent Chromium	18540-29-9	20	µg/L	<20	100 µg/L	92.6	----	85	115	----	----
EP-076: Polycyclic Aromatics Hydrocarbons (PAHs) (QC Lot: 2986487)											
Naphthalene	91-20-3	0.2	µg/L	<0.2	0.5 µg/L	70.0	----	54	110	----	----
Acenaphthylene	208-96-8	0.2	µg/L	<0.2	0.5 µg/L	62.6	----	54	103	----	----
Acenaphthene	83-32-9	0.2	µg/L	<0.2	0.5 µg/L	59.3	----	56	102	----	----
Fluorene	86-73-7	0.2	µg/L	<0.2	0.5 µg/L	66.8	----	50	105	----	----
Phenanthrene	85-01-8	0.2	µg/L	<0.2	0.5 µg/L	66.7	----	53	106	----	----
Anthracene	120-12-7	0.2	µg/L	<0.2	0.5 µg/L	71.4	----	54	107	----	----
Fluoranthene	206-44-0	0.2	µg/L	<0.2	0.5 µg/L	87.0	----	63	118	----	----

Matrix: WATER

Method: Compound	CAS Number	Method Blank (MB) Report			Laboratory Control Spike (LCS) and Laboratory Control Spike Duplicate (DCS) Report					
					Spike Concentration	Spike Recovery (%)		Recovery Limits (%)		RPD (%)	
		LOR	Unit	Result		LCS	DCS	Low	High	Value	Control Limit
EP-076: Polycyclic Aromatics Hydrocarbons (PAHs) (QC Lot: 2986487) - Continued											
Pyrene	129-00-0	0.2	µg/L	<0.2	0.5 µg/L	87.1	----	67	120	----	----
Benz(a)anthracene	56-55-3	0.2	µg/L	<0.2	0.5 µg/L	83.0	----	57	117	----	----
Chrysene	218-01-9	0.2	µg/L	<0.2	0.5 µg/L	84.8	----	61	123	----	----
Benzo(b)fluoranthene	205-99-2	0.2	µg/L	<0.2	0.5 µg/L	83.5	----	55	112	----	----
Benzo(k)fluoranthene	207-08-9	0.2	µg/L	<0.2	0.5 µg/L	86.2	----	59	119	----	----
Benzo(a)pyrene	50-32-8	0.2	µg/L	<0.2	0.5 µg/L	81.4	----	62	116	----	----
Indeno(1.2.3.cd)pyrene	193-39-5	0.2	µg/L	<0.2	0.5 µg/L	91.9	----	61	119	----	----
Dibenz(a.h)anthracene	53-70-3	0.2	µg/L	<0.2	0.5 µg/L	100	----	64	117	----	----
Benzo(g.h.i)perylene	191-24-2	0.2	µg/L	<0.2	0.5 µg/L	96.5	----	62	119	----	----
EP-076B: Phenol, Hexachlorobenzene and Bis(2-ethylhexyl) Phthalate (QC Lot: 2986487)											
Phenol	108-95-2	5	µg/L	<5.0	0.5 µg/L	48.8	----	45	85	----	----
Hexachlorobenzene (HCB)	118-74-1	5	µg/L	<5.0	0.5 µg/L	66.3	----	45	122	----	----
Bis(2-ethylhexyl)phthalate	117-81-7	10	µg/L	<10.0	0.5 µg/L	135	----	78	137	----	----
EP-071HK_SR: Total Petroleum Hydrocarbons (TPH) (QC Lot: 2979716)											
C9 - C16 Fraction	----	0.5	mg/L	<0.5	0.21 mg/L	47.1	----	12	112	----	----
C17 - C35 Fraction	----	0.5	mg/L	<0.5	0.60 mg/L	48.5	----	4	130	----	----
EP-071HK_SR: Total Petroleum Hydrocarbons (TPH) (QC Lot: 2979735)											
C6 - C8 Fraction	----	0.02	mg/L	<0.02	0.03 mg/L	79.1	----	76	1134	----	----
EP-074_SR-A: Monocyclic Aromatic Hydrocarbons (MAH) (QC Lot: 2978952)											
Benzene	71-43-2	0.5	µg/L	<0.5	2 µg/L	86.7	----	58	126	----	----
Toluene	108-88-3	0.5	µg/L	<0.5	2 µg/L	110	----	63	124	----	----
Ethylbenzene	100-41-4	0.5	µg/L	<0.5	2 µg/L	94.6	----	62	123	----	----
meta- & para-Xylene	108-38-3 106-42-3	1	µg/L	<1	4 µg/L	88.9	----	66	126	----	----
ortho-Xylene	95-47-6	0.5	µg/L	<0.5	2 µg/L	90.7	----	62	125	----	----
Xylenes (Total)	----	2	µg/L	<2	6 µg/L	89.5	----	65	126	----	----

Matrix Spike (MS) and Matrix Spike Duplicate (MSD) Report

Matrix: SOIL

Laboratory sample ID	Client sample ID	Method: Compound	CAS Number	Matrix Spike (MS) and Matrix Spike Duplicate (MSD) Report						
				Spike Concentration	Spike Recovery (%)		Recovery Limits (%)		RPD (%)	
					MS	MSD	Low	High	Value	Control Limit
EG: Metals and Major Cations (QC Lot: 2987709)										
HK1320123-001	Anonymous	**EG3060: Hexavalent Chromium**	18540-29-9	40 mg/kg	120	----	75	125	----	----
EG: Metals and Major Cations (QC Lot: 2989159)										
HK1320123-001	Anonymous	**EG036: Mercury**	7439-97-6	0.1 mg/kg	# Not Determined	----	75	125	----	----
EG: Metals and Major Cations (QC Lot: 2989163)										
HK1320123-001	Anonymous	**EG020: Cadmium**	7440-43-9	5 mg/kg	93.8	----	75	125	----	----
		EG020: Copper	7440-50-8	5 mg/kg	77.0	----	75	125	----	----
		EG020: Lead	7439-92-1	5 mg/kg	# Not Determined	----	75	125	----	----
		EG020: Zinc	7440-66-6	5 mg/kg	# Not Determined	----	75	125	----	----
EP-071HK_SR: Total Petroleum Hydrocarbons (TPH) (QC Lot: 2979725)										
HK1319666-002	Anonymous	**C9 - C16 Fraction**	----	32 mg/kg	65.9	----	50	130	----	----
		C17 - C35 Fraction	----	90 mg/kg	60.0	----	50	130	----	----
EP-071HK_SR: Total Petroleum Hydrocarbons (TPH) (QC Lot: 2979732)										
HK1319666-002	Anonymous	**C6 - C8 Fraction**	----	4.5 mg/kg	94.0	----	50	130	----	----

Matrix: WATER

Laboratory sample ID	Client sample ID	Method: Compound	CAS Number	Matrix Spike (MS) and Matrix Spike Duplicate (MSD) Report						
				Spike Concentration	Spike Recovery (%)		Recovery Limits (%)		RPD (%)	
					MS	MSD	Low	High	Value	Control Limit
EG: Metals and Major Cations - Filtered (QC Lot: 2987543)										
HK1320123-002	Anonymous	**EG036: Mercury**	7439-97-6	0.2 µg/L	95.0	----	75	125	----	----
EG: Metals and Major Cations - Filtered (QC Lot: 2987544)										
HK1320123-002	Anonymous	**EG020: Cadmium**	7440-43-9	100 µg/L	100	----	75	125	----	----
		EG020: Copper	7440-50-8	100 µg/L	92.9	----	75	125	----	----
		EG020: Lead	7439-92-1	100 µg/L	90.8	----	75	125	----	----
		EG020: Zinc	7440-66-6	100 µg/L	91.2	----	75	125	----	----
EG: Metals and Major Cations - Filtered (QC Lot: 2987545)										
HK1320123-002	Anonymous	**EG050: Hexavalent Chromium**	18540-29-9	100 µg/L	92.3	----	75	125	----	----

Surrogate Control Limits

Sub-Matrix: SOIL

Compound	CAS Number	Recovery Limits (%)	
		Low	High
EP-076S: Polycyclic Aromatics Hydrocarbons (PAHs) Surrogates			
2-Fluorobiphenyl	321-60-8	50	130

Sub-Matrix: SOIL

Compound	CAS Number	Recovery Limits (%) Low	High
EP-076S: Polycyclic Aromatics Hydrocarbons (PAHs) Surrogates - Continued			
4-Terphenyl-d14	1718-51-0	50	130
EP-080_SRS: TPH(Volatile)/BTEX Surrogate			
Dibromofluoromethane	1868-53-7	80	120
Toluene-D8	2037-26-5	81	117
4-Bromofluorobenzene	460-00-4	74	121
EP-074_SR-S: VOC Surrogates			
Dibromofluoromethane	1868-53-7	80	120
Toluene-D8	2037-26-5	81	117
4-Bromofluorobenzene	460-00-4	74	121

Sub-Matrix: WATER

Compound	CAS Number	Recovery Limits (%) Low	High
EP-076S: Polycyclic Aromatics Hydrocarbons (PAHs) Surrogates			
2-Fluorobiphenyl	321-60-8	50	130
4-Terphenyl-d14	1718-51-0	50	130
EP-080_SRS: TPH(Volatile)/BTEX Surrogate			
Dibromofluoromethane	1868-53-7	86	118
Toluene-D8	2037-26-5	88	110
4-Bromofluorobenzene	460-00-4	86	115
EP-074_SR-S: VOC Surrogates			
Dibromofluoromethane	1868-53-7	86	118
Toluene-D8	2037-26-5	88	110
4-Bromofluorobenzene	460-00-4	86	115

ALS Technichem (HK) Pty Ltd

ALS Laboratory Group
ANALYTICAL CHEMISTRY & TESTING SERVICES

HOKLAS 066 TEST

CERTIFICATE OF ANALYSIS

Client	: CIVIL ENGINEERING AND DEVELOPMENT DEPARTMENT	Laboratory	: ALS Technichem HK Pty Ltd	Page	: 1 of 13
Contact	: MR SUN NG	Contact	: Fung Lim Chee, Richard	Work Order	: HK1320132
Address	: GEOTECHNICAL PROJECTS DIVISION, GEOTECHNICAL ENGINEERING OFFICE, 23/F., KWUN TONG VIEW, 410 KWUN TONG ROAD, KOWLOON, HONG KONG	Address	: 11/F., Chung Shun Knitting Centre, 1 - 3 Wing Yip Street, Kwai Chung, N.T., Hong Kong		
E-mail	: sunng@cedd.gov.hk	E-mail	: Richard.Fung@alsglobal.com		
Telephone	: ----	Telephone	: +852 2610 1044		
Facsimile	: ----	Facsimile	: +852 2610 2021		
Project	: DEMOLITION OF BUILDING AND STRUCTURES IN THE PROPOSED KENNEDY TOWN COMPREHENSIVE DEVELOPMENT AREA	Quote number	: ----	Date Samples Received	: 24-JUL-2013
Order number	: GE/2012/24.08			Issue Date	: 08-AUG-2013
C-O-C number	: H028443			No. of samples received	: 3
Site	: ----			No. of samples analysed	: 3

This report may not be reproduced except with prior written approval from the testing laboratory.

Hong Kong Accreditation Service (HKAS) has accedited this laboratory (ALS Technichem (HK) Pty Ltd) under Hong Kong Laboratory Accreditation Scheme (HOKLAS) for specific laboratory activities as listed in the HOKLAS Directory of Accredited Laboratories. The results shown in this certificate were determined by this laboratory in accordance with its terms of accreditation.

This document has been electronically signed by those names that appear on this report and are the authorised signatories. Electronic signing has been carried out in compliance with procedures specified in the Electronic Transactions Ordinance of Hong Kong, Chapter 553, Section 6.

Signatories	*Position*	*Authorised results for*
Anh Ngoc Huynh	Senior Chemist - Organics	Organics
Ng Chun Hoi, Michael	Chemist - Inorganics	Inorganics
Wong Wing, Kenneth	Assistant Supervisor - Metals	Inorganics

General Comments

This report supersedes any previous report(s) with this reference. Results apply to the sample(s) as submitted. All pages of this report have been checked and approved for release. When sampling time information is not provided by the client, sampling dates are shown without a time component. In these instances, the time component has been assumed by the laboratory for processing purposes. The completion date of analysis is: 05-AUG-2013

Key: LOR = Limit of reporting; CAS Number = CAS registry number from database maintained by Chemical Abstracts Services. The Chemical Abstracts Service is a division of the American Chemical Society.

Specific comments for Work Order: **HK1320132**

Project Name: Demolition of Building and Structures in the Proposed Kennedy Town Comprehensive Development Area Site.

Sample(s) were received in a chilled condition.

Water sample(s) analysed and reported on an as received basis.

Soil sample(s) analysed on an as received basis. Result(s) reported on a dry weight basis.

Water sample(s) were filtered prior to dissolved metal analysis.

Soil sample(s) as received, digested by In-house method E-ASTM D3974-09 based on ASTM D3974-09, prior to determination of metals.

Analytical Results

Sub-Matrix: **SOIL**

Compound	CAS Number	LOR	Unit	Client sample ID: BD3 1.5M-3.0M Client sampling date / time: 24-JUL-2013 14:30 HK1320132-001	Client sample ID: BD3 3.0M-4.5M Client sampling date / time: 24-JUL-2013 16:00 HK1320132-002			
EA/ED: Physical and Aggregate Properties								
EA055: Moisture Content (dried @ 103°C)	----	0.1	%	**15.6**	**14.7**			
EG: Metals and Major Cations								
EG020: Cadmium	7440-43-9	0.2	mg/kg	**0.2**	<0.2			
EG020: Copper	7440-50-8	1	mg/kg	**19**	**49**			
EG020: Lead	7439-92-1	1	mg/kg	**203**	**900**			
EG020: Zinc	7440-66-6	1	mg/kg	**164**	**85**			
EG036: Mercury	7439-97-6	0.2	mg/kg	**2.0**	**0.8**			
EG049: Trivalent Chromium	16065-83-1	1	mg/kg	**27**	**4**			
EG3060: Hexavalent Chromium	18540-29-9	1	mg/kg	<1	<1			
EP-076A: Polycyclic Aromatic Hydrocarbons (PAHs)								
Naphthalene	91-20-3	0.500	mg/kg	<0.500	<0.500			
Acenaphthylene	208-96-8	0.500	mg/kg	<0.500	<0.500			
Acenaphthene	83-32-9	0.500	mg/kg	<0.500	<0.500			
Fluorene	86-73-7	0.500	mg/kg	<0.500	<0.500			
Phenanthrene	85-01-8	0.500	mg/kg	<0.500	<0.500			
Anthracene	120-12-7	0.500	mg/kg	<0.500	<0.500			
Fluoranthene	206-44-0	0.500	mg/kg	<0.500	<0.500			
Pyrene	129-00-0	0.500	mg/kg	<0.500	<0.500			
Benz(a)anthracene	56-55-3	0.500	mg/kg	<0.500	<0.500			
Chrysene	218-01-9	0.500	mg/kg	<0.500	<0.500			
Benzo(b)fluoranthene	205-99-2	0.500	mg/kg	<0.500	<0.500			
Benzo(k)fluoranthene	207-08-9	0.500	mg/kg	<0.500	<0.500			
Benzo(a)pyrene	50-32-8	0.500	mg/kg	<0.500	<0.500			
Indeno(1.2.3.cd)pyrene	193-39-5	0.500	mg/kg	<0.500	<0.500			
Dibenz(a.h)anthracene	53-70-3	0.500	mg/kg	<0.500	<0.500			
Benzo(g.h.i)perylene	191-24-2	0.500	mg/kg	<0.500	<0.500			
EP-076B: Phenol, Hexachlorobenzene and Bis(2-ethylhexyl) Phthalate								
Phenol	108-95-2	0.50	mg/kg	<0.50	<0.50			
Hexachlorobenzene (HCB)	118-74-1	0.200	mg/kg	<0.200	<0.200			
Bis(2-ethylhexyl)phthalate	117-81-7	5.00	mg/kg	<5.00	<5.00			
EP-071HK_SR: Total Petroleum Hydrocarbons (TPH)								
C6 - C8 Fraction	----	5	mg/kg	<5	<5			
C9 - C16 Fraction	----	200	mg/kg	<200	<200			
C17 - C35 Fraction	----	500	mg/kg	<500	<500			
EP-074_SR-A: Monocyclic Aromatic Hydrocarbons (MAH)								
Benzene	71-43-2	0.2	mg/kg	<0.2	<0.2			

Sub-Matrix: **SOIL**

Compound	CAS Number	LOR	Unit	Client sample ID: BD3 1.5M-3.0M Client sampling date / time: 24-JUL-2013 14:30 HK1320132-001	Client sample ID: BD3 3.0M-4.5M Client sampling date / time: 24-JUL-2013 16:00 HK1320132-002			
EP-074_SR-A: Monocyclic Aromatic Hydrocarbons (MAH) - Continued								
Toluene	108-88-3	0.5	mg/kg	<0.5	<0.5			
Ethylbenzene	100-41-4	0.5	mg/kg	<0.5	<0.5			
meta- & para-Xylene	108-38-3 106-42-3	1.0	mg/kg	<1.0	<1.0			
ortho-Xylene	95-47-6	0.5	mg/kg	<0.5	<0.5			
Xylenes (Total)	----	2.0	mg/kg	<2.0	<2.0			
EP-076S: Polycyclic Aromatics Hydrocarbons (PAHs) Surrogates								Surrogate control limits listed at end of this report.
2-Fluorobiphenyl	321-60-8	0.1	%	**91.1**	**66.1**			
4-Terphenyl-d14	1718-51-0	0.1	%	**94.4**	**95.3**			
EP-080_SRS: TPH(Volatile)/BTEX Surrogate								Surrogate control limits listed at end of this report.
Dibromofluoromethane	1868-53-7	0.1	%	**94.9**	**94.6**			
Toluene-D8	2037-26-5	0.1	%	**98.6**	**100**			
4-Bromofluorobenzene	460-00-4	0.1	%	**99.1**	**99.6**			
EP-074_SR-S: VOC Surrogates								Surrogate control limits listed at end of this report.
Dibromofluoromethane	1868-53-7	0.1	%	**94.9**	**94.6**			
Toluene-D8	2037-26-5	0.1	%	**98.6**	**100**			
4-Bromofluorobenzene	460-00-4	0.1	%	**99.1**	**99.6**			

Sub-Matrix: **WATER**

Compound	CAS Number	LOR	Unit	Client sample ID: TRIP BLANK Client sampling date / time: 24-JUL-2013 16:00 HK1320132-003
EG: Metals and Major Cations - Filtered				
EG020: Cadmium	7440-43-9	0.2	µg/L	<0.2
EG020: Copper	7440-50-8	1	µg/L	<1
EG020: Lead	7439-92-1	1	µg/L	<1
EG020: Zinc	7440-66-6	10	µg/L	<10
EG036: Mercury	7439-97-6	0.05	µg/L	<0.05
EG049: Trivalent Chromium	16065-83-1	20	µg/L	<20
EG050: Hexavalent Chromium	18540-29-9	20	µg/L	<20
EP-076A: Polycyclic Aromatic Hydrocarbons (PAHs)				
Naphthalene	91-20-3	2.0	µg/L	<2.0
Acenaphthylene	208-96-8	2.0	µg/L	<2.0
Acenaphthene	83-32-9	2.0	µg/L	<2.0
Fluorene	86-73-7	2.0	µg/L	<2.0
Phenanthrene	85-01-8	2.0	µg/L	<2.0
Anthracene	120-12-7	2.0	µg/L	<2.0
Fluoranthene	206-44-0	2.0	µg/L	<2.0
Pyrene	129-00-0	2.0	µg/L	<2.0
Benz(a)anthracene	56-55-3	2.0	µg/L	<2.0
Chrysene	218-01-9	1.0	µg/L	<1.0
Benzo(b)fluoranthene	205-99-2	1.0	µg/L	<1.0
Benzo(k)fluoranthene	207-08-9	1.0	µg/L	<1.0
Benzo(a)pyrene	50-32-8	2.0	µg/L	<2.0
Indeno(1.2.3.cd)pyrene	193-39-5	2.0	µg/L	<2.0
Dibenz(a.h)anthracene	53-70-3	2.0	µg/L	<2.0
Benzo(g.h.i)perylene	191-24-2	2.0	µg/L	<2.0
EP-076B: Phenol, Hexachlorobenzene and Bis(2-ethylhexyl) Phthalate				
Phenol	108-95-2	2.0	µg/L	<2.0
Hexachlorobenzene (HCB)	118-74-1	4.0	µg/L	<4.0
Bis(2-ethylhexyl)phthalate	117-81-7	10.0	µg/L	<10.0
EP-071HK_SR: Total Petroleum Hydrocarbons (TPH)				
C6 - C8 Fraction	----	20	µg/L	<20
C9 - C16 Fraction	----	500	µg/L	<500
C17 - C35 Fraction	----	500	µg/L	<500
EP-074_SR-A: Monocyclic Aromatic Hydrocarbons (MAH)				
Benzene	71-43-2	5.0	µg/L	<5.0
Toluene	108-88-3	5.0	µg/L	<5.0
Ethylbenzene	100-41-4	5.0	µg/L	<5.0
meta- & para-Xylene	108-38-3 106-42-3	10	µg/L	<10
ortho-Xylene	95-47-6	5.0	µg/L	<5.0
Xylenes (Total)	----	20	µg/L	<20

Sub-Matrix: **WATER**			*Client sample ID*	**TRIP BLANK**				
			Client sampling date / time	24-JUL-2013 16:00				
Compound	*CAS Number*	*LOR*	*Unit*	**HK1320132-003**				
EP-076S: Polycyclic Aromatics Hydrocarbons (PAHs) Surrogates								Surrogate control limits listed at end of this report.
2-Fluorobiphenyl	321-60-8	0.1	%	**54.6**				
4-Terphenyl-d14	1718-51-0	0.1	%	**78.2**				
EP-080_SRS: TPH(Volatile)/BTEX Surrogate								Surrogate control limits listed at end of this report.
Dibromofluoromethane	1868-53-7	0.1	%	**101**				
Toluene-D8	2037-26-5	0.1	%	**103**				
4-Bromofluorobenzene	460-00-4	0.1	%	**92.8**				
EP-074_SR-S: VOC Surrogates								Surrogate control limits listed at end of this report.
Dibromofluoromethane	1868-53-7	0.1	%	**101**				
Toluene-D8	2037-26-5	0.1	%	**103**				
4-Bromofluorobenzene	460-00-4	0.1	%	**92.8**				

Laboratory Duplicate (DUP) Report

Matrix: SOIL

Laboratory sample ID	Client sample ID	Method: Compound	CAS Number	Laboratory Duplicate (DUP) Report				
				LOR	Unit	Original Result	Duplicate Result	RPD (%)
EA/ED: Physical and Aggregate Properties (QC Lot: 2988245)								
HK1320099-001	Anonymous	EA055: Moisture Content (dried @ 103°C)	----	0.1	%	21.1	20.4	3.2
HK1320132-001	BD3 1.5M-3.0M	EA055: Moisture Content (dried @ 103°C)	----	0.1	%	15.6	14.7	5.7
EG: Metals and Major Cations (QC Lot: 2987709)								
HK1320125-001	Anonymous	EG3060: Hexavalent Chromium	18540-29-9	1	mg/kg	<1	<1	0.0
HK1320138-002	Anonymous	EG3060: Hexavalent Chromium	18540-29-9	1	mg/kg	<1	<1	0.0
EG: Metals and Major Cations (QC Lot: 2989159)								
HK1320125-001	Anonymous	EG036: Mercury	7439-97-6	0.2	mg/kg	<0.2	<0.2	0.0
HK1320126-004	Anonymous	EG036: Mercury	7439-97-6	0.2	mg/kg	2.0	2.2	9.9
EG: Metals and Major Cations (QC Lot: 2989163)								
HK1320125-001	Anonymous	EG020: Cadmium	7440-43-9	0.2	mg/kg	0.4	0.4	0.0
		EG020: Copper	7440-50-8	1	mg/kg	14	16	17.7
		EG020: Lead	7439-92-1	1	mg/kg	60	57	4.7
		EG020: Zinc	7440-66-6	1	mg/kg	120	118	2.0
HK1320126-004	Anonymous	EG020: Cadmium	7440-43-9	0.2	mg/kg	0.4	0.4	0.0
		EG020: Copper	7440-50-8	1	mg/kg	50	44	13.4
		EG020: Lead	7439-92-1	1	mg/kg	409	453	10.1
		EG020: Zinc	7440-66-6	1	mg/kg	367	372	1.3
EP-076A: Polycyclic Aromatic Hydrocarbons (PAHs) (QC Lot: 2987270)								
HK1320132-001	BD3 1.5M-3.0M	Naphthalene	91-20-3	500	µg/kg	<500	<500	0.0
		Acenaphthylene	208-96-8	500	µg/kg	<500	<500	0.0
		Acenaphthene	83-32-9	500	µg/kg	<500	<500	0.0
		Fluorene	86-73-7	500	µg/kg	<500	<500	0.0
		Phenanthrene	85-01-8	500	µg/kg	<500	<500	0.0
		Anthracene	120-12-7	500	µg/kg	<500	<500	0.0
		Fluoranthene	206-44-0	500	µg/kg	<500	<500	0.0
		Pyrene	129-00-0	500	µg/kg	<500	<500	0.0
		Benz(a)anthracene	56-55-3	500	µg/kg	<500	<500	0.0
		Chrysene	218-01-9	500	µg/kg	<500	<500	0.0
		Benzo(b)fluoranthene	205-99-2	500	µg/kg	<500	<500	0.0
		Benzo(k)fluoranthene	207-08-9	500	µg/kg	<500	<500	0.0
		Benzo(a)pyrene	50-32-8	500	µg/kg	<500	<500	0.0
		Indeno(1.2.3.cd)pyrene	193-39-5	500	µg/kg	<500	<500	0.0
		Dibenz(a.h)anthracene	53-70-3	500	µg/kg	<500	<500	0.0
		Benzo(g.h.i)perylene	191-24-2	500	µg/kg	<500	<500	0.0
EP-076B: Phenol, Hexachlorobenzene and Bis(2-ethylhexyl) Phthalate (QC Lot: 2987270)								
HK1320132-001	BD3 1.5M-3.0M	Hexachlorobenzene (HCB)	118-74-1	200	µg/kg	<200	<200	0.0
		Phenol	108-95-2	500	µg/kg	<500	<500	0.0
		Bis(2-ethylhexyl)phthalate	117-81-7	5000	µg/kg	<5000	<5000	0.0
EP-071HK_SR: Total Petroleum Hydrocarbons (TPH) (QC Lot: 2979725)								

Matrix: SOIL

Laboratory sample ID	Client sample ID	Method: Compound	CAS Number	Laboratory Duplicate (DUP) Report				
				LOR	Unit	Original Result	Duplicate Result	RPD (%)
EP-071HK_SR: Total Petroleum Hydrocarbons (TPH) (QC Lot: 2979725) - Continued								
HK1319666-001	Anonymous	**C9 - C16 Fraction**	----	200	mg/kg	<200	<200	0.0
		C17 - C35 Fraction	----	500	mg/kg	<500	<500	0.0
EP-071HK_SR: Total Petroleum Hydrocarbons (TPH) (QC Lot: 2979732)								
HK1319666-001	Anonymous	**C6 - C8 Fraction**	----	5	mg/kg	<5	<5	0.0
EP-074_SR-A: Monocyclic Aromatic Hydrocarbons (MAH) (QC Lot: 2987300)								
HK1320132-001	BD3 1.5M-3.0M	**Benzene**	71-43-2	0.2	mg/kg	<0.2	<0.2	0.0
		Toluene	108-88-3	0.5	mg/kg	<0.5	<0.5	0.0
		Ethylbenzene	100-41-4	0.5	mg/kg	<0.5	<0.5	0.0
		ortho-Xylene	95-47-6	0.5	mg/kg	<0.5	<0.5	0.0
		meta- & para-Xylene	108-38-3 106-42-3	1.0	mg/kg	<1.0	<1.0	0.0
		Xylenes (Total)	----	2.0	mg/kg	<2.0	<2.0	0.0

Matrix: WATER

Laboratory sample ID	Client sample ID	Method: Compound	CAS Number	Laboratory Duplicate (DUP) Report				
				LOR	Unit	Original Result	Duplicate Result	RPD (%)
EG: Metals and Major Cations - Filtered (QC Lot: 2987543)								
HK1320125-004	Anonymous	**EG036: Mercury**	7439-97-6	0.05	µg/L	<0.05	<0.05	0.0
EG: Metals and Major Cations - Filtered (QC Lot: 2987544)								
HK1320125-004	Anonymous	**EG020: Cadmium**	7440-43-9	0.2	µg/L	<0.2	<0.2	0.0
		EG020: Copper	7440-50-8	1	µg/L	<1	<1	0.0
		EG020: Lead	7439-92-1	1	µg/L	<1	<1	0.0
		EG020: Zinc	7440-66-6	10	µg/L	<10	<10	0.0
EG: Metals and Major Cations - Filtered (QC Lot: 2987545)								
HK1320125-004	Anonymous	**EG050: Hexavalent Chromium**	18540-29-9	20	µg/L	<20	<20	0.0
EP-071HK_SR: Total Petroleum Hydrocarbons (TPH) (QC Lot: 2979735)								
HK1319666-003	Anonymous	**C6 - C8 Fraction**	----	0.02	mg/L	<0.02	<0.02	0.0
EP-074_SR-A: Monocyclic Aromatic Hydrocarbons (MAH) (QC Lot: 2978952)								
HK1319498-001	Anonymous	**Benzene**	71-43-2	0.5	µg/L	<0.5	<0.5	0.0
		Toluene	108-88-3	0.5	µg/L	<0.5	<0.5	0.0
		Ethylbenzene	100-41-4	0.5	µg/L	<0.5	<0.5	0.0
		ortho-Xylene	95-47-6	0.5	µg/L	<0.5	<0.5	0.0
		meta- & para-Xylene	108-38-3 106-42-3	1	µg/L	<1	<1	0.0
		Xylenes (Total)	----	2	µg/L	<2	<2	0.0

Method Blank (MB), Laboratory Control Spike (LCS) and Laboratory Control Spike Duplicate (DCS) Report

Matrix: SOIL

Method: Compound	CAS Number	Method Blank (MB) Report			Laboratory Control Spike (LCS) and Laboratory Control Spike Duplicate (DCS) Report						
					Spike Concentration	Spike Recovery (%)		Recovery Limits (%)		RPD (%)	
		LOR	Unit	Result		LCS	DCS	Low	High	Value	Control Limit
EG: Metals and Major Cations (QC Lot: 2987709)											
EG3060: Hexavalent Chromium	18540-29-9	0.5	mg/kg	<0.5	40 mg/kg	115	----	85	115	----	----

Matrix: SOIL

Method: Compound	CAS Number	Method Blank (MB) Report			Laboratory Control Spike (LCS) and Laboratory Control Spike Duplicate (DCS) Report						
					Spike Concentration	Spike Recovery (%)		Recovery Limits (%)		RPD (%)	
		LOR	Unit	Result		LCS	DCS	Low	High	Value	Control Limit
EG: Metals and Major Cations (QC Lot: 2987709) - Continued											
EG: Metals and Major Cations (QC Lot: 2989159)											
EG036: Mercury	7439-97-6	0.02	mg/kg	<0.02	0.1 mg/kg	89.2	----	80	112	----	----
EG: Metals and Major Cations (QC Lot: 2989163)											
EG020: Cadmium	7440-43-9	0.2	mg/kg	<0.2	5 mg/kg	92.1	----	86	110	----	----
EG020: Copper	7440-50-8	1	mg/kg	<1	5 mg/kg	87.3	----	85	109	----	----
EG020: Lead	7439-92-1	1	mg/kg	<1	5 mg/kg	87.9	----	84	106	----	----
EG020: Zinc	7440-66-6	1	mg/kg	<1	5 mg/kg	99.5	----	82	126	----	----
EP-076A: Polycyclic Aromatic Hydrocarbons (PAHs) (QC Lot: 2987270)											
Naphthalene	91-20-3	25	µg/kg	----	25 µg/kg	99.4	----	63	117	----	----
				<50	----	----	----	----	----	----	----
Acenaphthylene	208-96-8	25	µg/kg	----	25 µg/kg	100	----	54	119	----	----
				<50	----	----	----	----	----	----	----
Acenaphthene	83-32-9	25	µg/kg	----	25 µg/kg	93.0	----	59	122	----	----
				<50	----	----	----	----	----	----	----
Fluorene	86-73-7	50	µg/kg	<50	----	----	----	----	----	----	----
				----	25 µg/kg	102	----	60	126	----	----
Phenanthrene	85-01-8	25	µg/kg	----	25 µg/kg	95.8	----	60	127	----	----
				<50	----	----	----	----	----	----	----
Anthracene	120-12-7	25	µg/kg	----	25 µg/kg	90.1	----	56	124	----	----
				<50	----	----	----	----	----	----	----
Fluoranthene	206-44-0	50	µg/kg	<50	----	----	----	----	----	----	----
				----	25 µg/kg	99.2	----	61	132	----	----
Pyrene	129-00-0	50	µg/kg	<50	----	----	----	----	----	----	----
				----	25 µg/kg	101	----	61	133	----	----
Benz(a)anthracene	56-55-3	50	µg/kg	<50	----	----	----	----	----	----	----
				----	25 µg/kg	93.7	----	57	124	----	----
Chrysene	218-01-9	25	µg/kg	----	25 µg/kg	99.8	----	60	128	----	----
				<50	----	----	----	----	----	----	----
Benzo(b)fluoranthene	205-99-2	50	µg/kg	<50	----	----	----	----	----	----	----
				----	25 µg/kg	96.2	----	48	135	----	----
Benzo(k)fluoranthene	207-08-9	50	µg/kg	<50	----	----	----	----	----	----	----
				----	25 µg/kg	96.1	----	58	133	----	----
Benzo(a)pyrene	50-32-8	25	µg/kg	----	25 µg/kg	96.7	----	50	124	----	----
				<50	----	----	----	----	----	----	----
Indeno(1.2.3.cd)pyrene	193-39-5	25	µg/kg	----	25 µg/kg	85.9	----	48	134	----	----
				<50	----	----	----	----	----	----	----
Dibenz(a.h)anthracene	53-70-3	50	µg/kg	<50	----	----	----	----	----	----	----
				----	25 µg/kg	94.2	----	50	137	----	----
Benzo(g.h.i)perylene	191-24-2	25	µg/kg	----	25 µg/kg	94.8	----	55	140	----	----
				<50	----	----	----	----	----	----	----

Matrix: SOIL

Method: Compound	CAS Number	Method Blank (MB) Report			Laboratory Control Spike (LCS) and Laboratory Control Spike Duplicate (DCS) Report					
					Spike Concentration	Spike Recovery (%)		Recovery Limits (%)		RPD (%)	
		LOR	Unit	Result		LCS	DCS	Low	High	Value	Control Limit
EP-076B: Phenol, Hexachlorobenzene and Bis(2-ethylhexyl) Phthalate (QC Lot: 2987270)											
Phenol	108-95-2	25	µg/kg	----	25 µg/kg	102	----	24	141	----	----
				<500	----	----	----	----	----	----	----
Hexachlorobenzene (HCB)	118-74-1	25	µg/kg	----	25 µg/kg	93.4	----	63	129	----	----
				<50	----	----	----	----	----	----	----
Bis(2-ethylhexyl)phthalate	117-81-7	1000	µg/kg	<1000	----	----	----	----	----	----	----
				----	25 µg/kg	92.7	----	61	163	----	----
EP-071HK_SR: Total Petroleum Hydrocarbons (TPH) (QC Lot: 2979725)											
C9 - C16 Fraction	----	200	mg/kg	<200	32 mg/kg	63.1	----	53	104	----	----
C17 - C35 Fraction	----	500	mg/kg	<500	90 mg/kg	53.9	----	43	99	----	----
EP-071HK_SR: Total Petroleum Hydrocarbons (TPH) (QC Lot: 2979732)											
C6 - C8 Fraction	----	5	mg/kg	<5	4.5 mg/kg	89.1	----	69	139	----	----
EP-074_SR-A: Monocyclic Aromatic Hydrocarbons (MAH) (QC Lot: 2987300)											
Benzene	71-43-2	0.1	mg/kg	<0.1	0.25 mg/kg	111	----	71	112	----	----
Toluene	108-88-3	0.2	mg/kg	<0.2	0.25 mg/kg	105	----	77	108	----	----
Ethylbenzene	100-41-4	0.2	mg/kg	<0.2	0.25 mg/kg	105	----	80	109	----	----
meta- & para-Xylene	108-38-3 106-42-3	0.4	mg/kg	<0.4	0.50 mg/kg	102	----	86	105	----	----
ortho-Xylene	95-47-6	0.2	mg/kg	<0.2	0.25 mg/kg	82.7	----	82	106	----	----
Xylenes (Total)	----	1.0	mg/kg	<1.0	0.75 mg/kg	95.3	----	86	104	----	----

Matrix: WATER

Method: Compound	CAS Number	Method Blank (MB) Report			Laboratory Control Spike (LCS) and Laboratory Control Spike Duplicate (DCS) Report					
					Spike Concentration	Spike Recovery (%)		Recovery Limits (%)		RPD (%)	
		LOR	Unit	Result		LCS	DCS	Low	High	Value	Control Limit
EG: Metals and Major Cations - Filtered (QC Lot: 2987543)											
EG036: Mercury	7439-97-6	0.05	µg/L	<0.05	0.2 µg/L	95.0	----	80	116	----	----
EG: Metals and Major Cations - Filtered (QC Lot: 2987544)											
EG020: Cadmium	7440-43-9	0.2	µg/L	<0.2	100 µg/L	104	----	78	112	----	----
EG020: Copper	7440-50-8	1	µg/L	<1	100 µg/L	94.2	----	79	113	----	----
EG020: Lead	7439-92-1	1	µg/L	<1	100 µg/L	91.4	----	81	109	----	----
EG020: Zinc	7440-66-6	10	µg/L	<10	100 µg/L	94.0	----	73	121	----	----
EG: Metals and Major Cations - Filtered (QC Lot: 2987545)											
EG050: Hexavalent Chromium	18540-29-9	20	µg/L	<20	100 µg/L	92.6	----	85	115	----	----
EP-076: Polycyclic Aromatics Hydrocarbons (PAHs) (QC Lot: 2986487)											
Naphthalene	91-20-3	0.2	µg/L	<0.2	0.5 µg/L	70.0	----	54	110	----	----
Acenaphthylene	208-96-8	0.2	µg/L	<0.2	0.5 µg/L	62.6	----	54	103	----	----
Acenaphthene	83-32-9	0.2	µg/L	<0.2	0.5 µg/L	59.3	----	56	102	----	----
Fluorene	86-73-7	0.2	µg/L	<0.2	0.5 µg/L	66.8	----	50	105	----	----
Phenanthrene	85-01-8	0.2	µg/L	<0.2	0.5 µg/L	66.7	----	53	106	----	----
Anthracene	120-12-7	0.2	µg/L	<0.2	0.5 µg/L	71.4	----	54	107	----	----
Fluoranthene	206-44-0	0.2	µg/L	<0.2	0.5 µg/L	87.0	----	63	118	----	----

Matrix: WATER

Method: Compound	CAS Number	Method Blank (MB) Report			Laboratory Control Spike (LCS) and Laboratory Control Spike Duplicate (DCS) Report					
					Spike Concentration	Spike Recovery (%)		Recovery Limits (%)		RPD (%)	
		LOR	Unit	Result		LCS	DCS	Low	High	Value	Control Limit
EP-076: Polycyclic Aromatics Hydrocarbons (PAHs) (QC Lot: 2986487) - Continued											
Pyrene	129-00-0	0.2	µg/L	<0.2	0.5 µg/L	87.1	----	67	120	----	----
Benz(a)anthracene	56-55-3	0.2	µg/L	<0.2	0.5 µg/L	83.0	----	57	117	----	----
Chrysene	218-01-9	0.2	µg/L	<0.2	0.5 µg/L	84.8	----	61	123	----	----
Benzo(b)fluoranthene	205-99-2	0.2	µg/L	<0.2	0.5 µg/L	83.5	----	55	112	----	----
Benzo(k)fluoranthene	207-08-9	0.2	µg/L	<0.2	0.5 µg/L	86.2	----	59	119	----	----
Benzo(a)pyrene	50-32-8	0.2	µg/L	<0.2	0.5 µg/L	81.4	----	62	116	----	----
Indeno(1.2.3.cd)pyrene	193-39-5	0.2	µg/L	<0.2	0.5 µg/L	91.9	----	61	119	----	----
Dibenz(a.h)anthracene	53-70-3	0.2	µg/L	<0.2	0.5 µg/L	100	----	64	117	----	----
Benzo(g.h.i)perylene	191-24-2	0.2	µg/L	<0.2	0.5 µg/L	96.5	----	62	119	----	----
EP-076B: Phenol, Hexachlorobenzene and Bis(2-ethylhexyl) Phthalate (QC Lot: 2986487)											
Phenol	108-95-2	5	µg/L	<5.0	0.5 µg/L	48.8	----	45	85	----	----
Hexachlorobenzene (HCB)	118-74-1	5	µg/L	<5.0	0.5 µg/L	66.3	----	45	122	----	----
Bis(2-ethylhexyl)phthalate	117-81-7	10	µg/L	<10.0	0.5 µg/L	135	----	78	137	----	----
EP-071HK_SR: Total Petroleum Hydrocarbons (TPH) (QC Lot: 2979716)											
C9 - C16 Fraction	----	0.5	mg/L	<0.5	0.21 mg/L	47.1	----	12	112	----	----
C17 - C35 Fraction	----	0.5	mg/L	<0.5	0.60 mg/L	48.5	----	4	130	----	----
EP-071HK_SR: Total Petroleum Hydrocarbons (TPH) (QC Lot: 2979735)											
C6 - C8 Fraction	----	0.02	mg/L	<0.02	0.03 mg/L	79.1	----	76	1134	----	----
EP-074_SR-A: Monocyclic Aromatic Hydrocarbons (MAH) (QC Lot: 2978952)											
Benzene	71-43-2	0.5	µg/L	<0.5	2 µg/L	86.7	----	58	126	----	----
Toluene	108-88-3	0.5	µg/L	<0.5	2 µg/L	110	----	63	124	----	----
Ethylbenzene	100-41-4	0.5	µg/L	<0.5	2 µg/L	94.6	----	62	123	----	----
meta- & para-Xylene	108-38-3 106-42-3	1	µg/L	<1	4 µg/L	88.9	----	66	126	----	----
ortho-Xylene	95-47-6	0.5	µg/L	<0.5	2 µg/L	90.7	----	62	125	----	----
Xylenes (Total)	----	2	µg/L	<2	6 µg/L	89.5	----	65	126	----	----

Matrix Spike (MS) and Matrix Spike Duplicate (MSD) Report

Matrix: SOIL

Laboratory sample ID	Client sample ID	Method: Compound	CAS Number	Matrix Spike (MS) and Matrix Spike Duplicate (MSD) Report						
				Spike Concentration	Spike Recovery (%)		Recovery Limits (%)		RPD (%)	
					MS	MSD	Low	High	Value	Control Limit
EG: Metals and Major Cations (QC Lot: 2987709)										
HK1320123-001	Anonymous	**EG3060: Hexavalent Chromium**	18540-29-9	40 mg/kg	120	----	75	125	----	----
EG: Metals and Major Cations (QC Lot: 2989159)										
HK1320123-001	Anonymous	**EG036: Mercury**	7439-97-6	0.1 mg/kg	# Not Determined	----	75	125	----	----
EG: Metals and Major Cations (QC Lot: 2989163)										
HK1320123-001	Anonymous	**EG020: Cadmium**	7440-43-9	5 mg/kg	93.8	----	75	125	----	----
		EG020: Copper	7440-50-8	5 mg/kg	77.0	----	75	125	----	----
		EG020: Lead	7439-92-1	5 mg/kg	# Not Determined	----	75	125	----	----
		EG020: Zinc	7440-66-6	5 mg/kg	# Not Determined	----	75	125	----	----
EP-071HK_SR: Total Petroleum Hydrocarbons (TPH) (QC Lot: 2979725)										
HK1319666-002	Anonymous	**C9 - C16 Fraction**	----	32 mg/kg	65.9	----	50	130	----	----
		C17 - C35 Fraction	----	90 mg/kg	60.0	----	50	130	----	----
EP-071HK_SR: Total Petroleum Hydrocarbons (TPH) (QC Lot: 2979732)										
HK1319666-002	Anonymous	**C6 - C8 Fraction**	----	4.5 mg/kg	94.0	----	50	130	----	----

Matrix: WATER

Laboratory sample ID	Client sample ID	Method: Compound	CAS Number	Matrix Spike (MS) and Matrix Spike Duplicate (MSD) Report						
				Spike Concentration	Spike Recovery (%)		Recovery Limits (%)		RPD (%)	
					MS	MSD	Low	High	Value	Control Limit
EG: Metals and Major Cations - Filtered (QC Lot: 2987543)										
HK1320123-002	Anonymous	**EG036: Mercury**	7439-97-6	0.2 µg/L	95.0	----	75	125	----	----
EG: Metals and Major Cations - Filtered (QC Lot: 2987544)										
HK1320123-002	Anonymous	**EG020: Cadmium**	7440-43-9	100 µg/L	100	----	75	125	----	----
		EG020: Copper	7440-50-8	100 µg/L	92.9	----	75	125	----	----
		EG020: Lead	7439-92-1	100 µg/L	90.8	----	75	125	----	----
		EG020: Zinc	7440-66-6	100 µg/L	91.2	----	75	125	----	----
EG: Metals and Major Cations - Filtered (QC Lot: 2987545)										
HK1320123-002	Anonymous	**EG050: Hexavalent Chromium**	18540-29-9	100 µg/L	92.3	----	75	125	----	----

Surrogate Control Limits

Sub-Matrix: SOIL

Compound	CAS Number	Recovery Limits (%)	
		Low	High
EP-076S: Polycyclic Aromatics Hydrocarbons (PAHs) Surrogates			
2-Fluorobiphenyl	321-60-8	50	130

Sub-Matrix: SOIL

Compound	CAS Number	Recovery Limits (%) Low	High
EP-076S: Polycyclic Aromatics Hydrocarbons (PAHs) Surrogates - Continued			
4-Terphenyl-d14	1718-51-0	50	130
EP-080_SRS: TPH(Volatile)/BTEX Surrogate			
Dibromofluoromethane	1868-53-7	80	120
Toluene-D8	2037-26-5	81	117
4-Bromofluorobenzene	460-00-4	74	121
EP-074_SR-S: VOC Surrogates			
Dibromofluoromethane	1868-53-7	80	120
Toluene-D8	2037-26-5	81	117
4-Bromofluorobenzene	460-00-4	74	121

Sub-Matrix: WATER

Compound	CAS Number	Recovery Limits (%) Low	High
EP-076S: Polycyclic Aromatics Hydrocarbons (PAHs) Surrogates			
2-Fluorobiphenyl	321-60-8	50	130
4-Terphenyl-d14	1718-51-0	50	130
EP-080_SRS: TPH(Volatile)/BTEX Surrogate			
Dibromofluoromethane	1868-53-7	86	118
Toluene-D8	2037-26-5	88	110
4-Bromofluorobenzene	460-00-4	86	115
EP-074_SR-S: VOC Surrogates			
Dibromofluoromethane	1868-53-7	86	118
Toluene-D8	2037-26-5	88	110
4-Bromofluorobenzene	460-00-4	86	115

ALS Technichem (HK) Pty Ltd

ALS Laboratory Group
ANALYTICAL CHEMISTRY & TESTING SERVICES

HOKLAS 066 TEST

CERTIFICATE OF ANALYSIS

Client	: CIVIL ENGINEERING AND DEVELOPMENT DEPARTMENT	Laboratory	: ALS Technichem HK Pty Ltd	Page	: 1 of 13
Contact	: MR SUN NG	Contact	: Fung Lim Chee, Richard	Work Order	: HK1320138
Address	: GEOTECHNICAL PROJECTS DIVISION, GEOTECHNICAL ENGINEERING OFFICE, 23/F., KWUN TONG VIEW, 410 KWUN TONG ROAD, KOWLOON, HONG KONG	Address	: 11/F., Chung Shun Knitting Centre, 1 - 3 Wing Yip Street, Kwai Chung, N.T., Hong Kong		
E-mail	: sunng@cedd.gov.hk	E-mail	: Richard.Fung@alsglobal.com		
Telephone	: ----	Telephone	: +852 2610 1044		
Facsimile	: ----	Facsimile	: +852 2610 2021		
Project	: DEMOLITION OF BUILDING AND STRUCTURES IN THE PROPOSED KENNEDY TOWN COMPREHENSIVE DEVELOPMENT AREA	Quote number	: ----	Date Samples Received	: 25-JUL-2013
Order number	: GE/2012/24.08			Issue Date	: 08-AUG-2013
C-O-C number	: H028436			No. of samples received	: 4
Site	: ----			No. of samples analysed	: 4

This report may not be reproduced except with prior written approval from the testing laboratory.

Hong Kong Accreditation Service (HKAS) has accedited this laboratory (ALS Technichem (HK) Pty Ltd) under Hong Kong Laboratory Accreditation Scheme (HOKLAS) for specific laboratory activities as listed in the HOKLAS Directory of Accredited Laboratories. The results shown in this certificate were determined by this laboratory in accordance with its terms of accreditation.

This document has been electronically signed by those names that appear on this report and are the authorised signatories. Electronic signing has been carried out in compliance with procedures specified in the Electronic Transactions Ordinance of Hong Kong, Chapter 553, Section 6.

Signatories	*Position*	*Authorised results for*
Anh Ngoc Huynh	Senior Chemist - Organics	Organics
Ng Chun Hoi, Michael	Chemist - Inorganics	Inorganics
Wong Wing, Kenneth	Assistant Supervisor - Metals	Inorganics

General Comments

This report supersedes any previous report(s) with this reference. Results apply to the sample(s) as submitted. All pages of this report have been checked and approved for release. When sampling time information is not provided by the client, sampling dates are shown without a time component. In these instances, the time component has been assumed by the laboratory for processing purposes. The completion date of analysis is: 05-AUG-2013

Key: LOR = Limit of reporting; CAS Number = CAS registry number from database maintained by Chemical Abstracts Services. The Chemical Abstracts Service is a division of the American Chemical Society.

Specific comments for Work Order: **HK1320138**

Project Name: Demolition of Building and Structures in the Proposed Kennedy Town Comprehensive Development Area Site.

Sample(s) were received in a chilled condition.

Water sample(s) analysed and reported on an as received basis.

Soil sample(s) analysed on an as received basis. Result(s) reported on a dry weight basis.

Water sample(s) were filtered prior to dissolved metal analysis.

Soil sample(s) as received, digested by In-house method E-ASTM D3974-09 based on ASTM D3974-09, prior to determination of metals.

Analytical Results

Sub-Matrix: **SOIL**

Compound	CAS Number	LOR	Unit	Client sample ID: BD3 4.5M-6.0M Client sampling date / time: 25-JUL-2013 10:00 HK1320138-001	BD3 6.0M-7.5M 25-JUL-2013 11:30 HK1320138-002	BD3 7.5M-9.0M 25-JUL-2013 15:00 HK1320138-003		
EA/ED: Physical and Aggregate Properties								
EA055: Moisture Content (dried @ 103°C)	----	0.1	%	**6.1**	**24.8**	**16.2**		
EG: Metals and Major Cations								
EG020: Cadmium	7440-43-9	0.2	mg/kg	<0.2	<0.2	<0.2		
EG020: Copper	7440-50-8	1	mg/kg	**13**	**1**	**1**		
EG020: Lead	7439-92-1	1	mg/kg	**83**	**10**	**12**		
EG020: Zinc	7440-66-6	1	mg/kg	**92**	**109**	**48**		
EG036: Mercury	7439-97-6	0.2	mg/kg	<0.2	<0.2	<0.2		
EG049: Trivalent Chromium	16065-83-1	1	mg/kg	**15**	**3**	**3**		
EG3060: Hexavalent Chromium	18540-29-9	1	mg/kg	<1	<1	<1		
EP-076A: Polycyclic Aromatic Hydrocarbons (PAHs)								
Naphthalene	91-20-3	0.500	mg/kg	<0.500	<0.500	<0.500		
Acenaphthylene	208-96-8	0.500	mg/kg	<0.500	<0.500	<0.500		
Acenaphthene	83-32-9	0.500	mg/kg	<0.500	<0.500	<0.500		
Fluorene	86-73-7	0.500	mg/kg	<0.500	<0.500	<0.500		
Phenanthrene	85-01-8	0.500	mg/kg	<0.500	<0.500	<0.500		
Anthracene	120-12-7	0.500	mg/kg	<0.500	<0.500	<0.500		
Fluoranthene	206-44-0	0.500	mg/kg	<0.500	<0.500	<0.500		
Pyrene	129-00-0	0.500	mg/kg	<0.500	<0.500	<0.500		
Benz(a)anthracene	56-55-3	0.500	mg/kg	<0.500	<0.500	<0.500		
Chrysene	218-01-9	0.500	mg/kg	<0.500	<0.500	<0.500		
Benzo(b)fluoranthene	205-99-2	0.500	mg/kg	<0.500	<0.500	<0.500		
Benzo(k)fluoranthene	207-08-9	0.500	mg/kg	<0.500	<0.500	<0.500		
Benzo(a)pyrene	50-32-8	0.500	mg/kg	<0.500	<0.500	<0.500		
Indeno(1.2.3.cd)pyrene	193-39-5	0.500	mg/kg	<0.500	<0.500	<0.500		
Dibenz(a.h)anthracene	53-70-3	0.500	mg/kg	<0.500	<0.500	<0.500		
Benzo(g.h.i)perylene	191-24-2	0.500	mg/kg	<0.500	<0.500	<0.500		
EP-076B: Phenol, Hexachlorobenzene and Bis(2-ethylhexyl) Phthalate								
Phenol	108-95-2	0.50	mg/kg	<0.50	<0.50	<0.50		
Hexachlorobenzene (HCB)	118-74-1	0.200	mg/kg	<0.200	<0.200	<0.200		
Bis(2-ethylhexyl)phthalate	117-81-7	5.00	mg/kg	<5.00	<5.00	<5.00		
EP-071HK_SR: Total Petroleum Hydrocarbons (TPH)								
C6 - C8 Fraction	----	5	mg/kg	<5	<5	<5		
C9 - C16 Fraction	----	200	mg/kg	<200	<200	<200		
C17 - C35 Fraction	----	500	mg/kg	<500	<500	<500		
EP-074_SR-A: Monocyclic Aromatic Hydrocarbons (MAH)								
Benzene	71-43-2	0.2	mg/kg	<0.2	<0.2	<0.2		

Sub-Matrix: **SOIL**

Compound	CAS Number	LOR	Unit	Client sample ID: BD3 4.5M-6.0M	BD3 6.0M-7.5M	BD3 7.5M-9.0M		
				Client sampling date / time: 25-JUL-2013 10:00	25-JUL-2013 11:30	25-JUL-2013 15:00		
				HK1320138-001	HK1320138-002	HK1320138-003		
EP-074_SR-A: Monocyclic Aromatic Hydrocarbons (MAH) - Continued								
Toluene	108-88-3	0.5	mg/kg	<0.5	<0.5	<0.5		
Ethylbenzene	100-41-4	0.5	mg/kg	<0.5	<0.5	<0.5		
meta- & para-Xylene	108-38-3 106-42-3	1.0	mg/kg	<1.0	<1.0	<1.0		
ortho-Xylene	95-47-6	0.5	mg/kg	<0.5	<0.5	<0.5		
Xylenes (Total)	----	2.0	mg/kg	<2.0	<2.0	<2.0		
EP-076S: Polycyclic Aromatics Hydrocarbons (PAHs) Surrogates								Surrogate control limits listed at end of this report.
2-Fluorobiphenyl	321-60-8	0.1	%	**99.4**	**92.3**	**90.4**		
4-Terphenyl-d14	1718-51-0	0.1	%	**95.5**	**87.1**	**90.6**		
EP-080_SRS: TPH(Volatile)/BTEX Surrogate								Surrogate control limits listed at end of this report.
Dibromofluoromethane	1868-53-7	0.1	%	**91.3**	**94.8**	**97.0**		
Toluene-D8	2037-26-5	0.1	%	**98.5**	**98.1**	**100**		
4-Bromofluorobenzene	460-00-4	0.1	%	**99.0**	**99.7**	**99.7**		
EP-074_SR-S: VOC Surrogates								Surrogate control limits listed at end of this report.
Dibromofluoromethane	1868-53-7	0.1	%	**91.3**	**94.8**	**97.0**		
Toluene-D8	2037-26-5	0.1	%	**98.5**	**98.1**	**100**		
4-Bromofluorobenzene	460-00-4	0.1	%	**99.0**	**99.7**	**99.7**		

Sub-Matrix: **WATER**

Compound	CAS Number	LOR	Unit	Client sample ID: TRIP BLANK Client sampling date / time: 25-JUL-2013 15:00 HK1320138-004
EG: Metals and Major Cations - Filtered				
EG020: Cadmium	7440-43-9	0.2	µg/L	<0.2
EG020: Copper	7440-50-8	1	µg/L	<1
EG020: Lead	7439-92-1	1	µg/L	<1
EG020: Zinc	7440-66-6	10	µg/L	<10
EG036: Mercury	7439-97-6	0.05	µg/L	<0.05
EG049: Trivalent Chromium	16065-83-1	20	µg/L	<20
EG050: Hexavalent Chromium	18540-29-9	20	µg/L	<20
EP-076A: Polycyclic Aromatic Hydrocarbons (PAHs)				
Naphthalene	91-20-3	2.0	µg/L	<2.0
Acenaphthylene	208-96-8	2.0	µg/L	<2.0
Acenaphthene	83-32-9	2.0	µg/L	<2.0
Fluorene	86-73-7	2.0	µg/L	<2.0
Phenanthrene	85-01-8	2.0	µg/L	<2.0
Anthracene	120-12-7	2.0	µg/L	<2.0
Fluoranthene	206-44-0	2.0	µg/L	<2.0
Pyrene	129-00-0	2.0	µg/L	<2.0
Benz(a)anthracene	56-55-3	2.0	µg/L	<2.0
Chrysene	218-01-9	1.0	µg/L	<1.0
Benzo(b)fluoranthene	205-99-2	1.0	µg/L	<1.0
Benzo(k)fluoranthene	207-08-9	1.0	µg/L	<1.0
Benzo(a)pyrene	50-32-8	2.0	µg/L	<2.0
Indeno(1.2.3.cd)pyrene	193-39-5	2.0	µg/L	<2.0
Dibenz(a.h)anthracene	53-70-3	2.0	µg/L	<2.0
Benzo(g.h.i)perylene	191-24-2	2.0	µg/L	<2.0
EP-076B: Phenol, Hexachlorobenzene and Bis(2-ethylhexyl) Phthalate				
Phenol	108-95-2	2.0	µg/L	<2.0
Hexachlorobenzene (HCB)	118-74-1	4.0	µg/L	<4.0
Bis(2-ethylhexyl)phthalate	117-81-7	10.0	µg/L	<10.0
EP-071HK_SR: Total Petroleum Hydrocarbons (TPH)				
C6 - C8 Fraction	----	20	µg/L	<20
C9 - C16 Fraction	----	500	µg/L	<500
C17 - C35 Fraction	----	500	µg/L	<500
EP-074_SR-A: Monocyclic Aromatic Hydrocarbons (MAH)				
Benzene	71-43-2	5.0	µg/L	<5.0
Toluene	108-88-3	5.0	µg/L	<5.0
Ethylbenzene	100-41-4	5.0	µg/L	<5.0
meta- & para-Xylene	108-38-3 106-42-3	10	µg/L	<10
ortho-Xylene	95-47-6	5.0	µg/L	<5.0
Xylenes (Total)	----	20	µg/L	<20

Sub-Matrix: **WATER**				*Client sample ID*	**TRIP BLANK**				
				Client sampling date / time	25-JUL-2013 15:00				
Compound	*CAS Number*	*LOR*	*Unit*		**HK1320138-004**				
EP-076S: Polycyclic Aromatics Hydrocarbons (PAHs) Surrogates									Surrogate control limits listed at end of this report.
2-Fluorobiphenyl	321-60-8	0.1	%		**66.0**				
4-Terphenyl-d14	1718-51-0	0.1	%		**98.9**				
EP-080_SRS: TPH(Volatile)/BTEX Surrogate									Surrogate control limits listed at end of this report.
Dibromofluoromethane	1868-53-7	0.1	%		**102**				
Toluene-D8	2037-26-5	0.1	%		**104**				
4-Bromofluorobenzene	460-00-4	0.1	%		**92.7**				
EP-074_SR-S: VOC Surrogates									Surrogate control limits listed at end of this report.
Dibromofluoromethane	1868-53-7	0.1	%		**102**				
Toluene-D8	2037-26-5	0.1	%		**104**				
4-Bromofluorobenzene	460-00-4	0.1	%		**92.7**				

Laboratory Duplicate (DUP) Report

Matrix: SOIL

Laboratory sample ID	Client sample ID	Method: Compound	CAS Number	Laboratory Duplicate (DUP) Report				
				LOR	Unit	Original Result	Duplicate Result	RPD (%)
EA/ED: Physical and Aggregate Properties (QC Lot: 2988245)								
HK1320099-001	Anonymous	EA055: Moisture Content (dried @ 103°C)	----	0.1	%	21.1	20.4	3.2
HK1320132-001	Anonymous	EA055: Moisture Content (dried @ 103°C)	----	0.1	%	15.6	14.7	5.7
EG: Metals and Major Cations (QC Lot: 2987709)								
HK1320125-001	Anonymous	EG3060: Hexavalent Chromium	18540-29-9	1	mg/kg	<1	<1	0.0
HK1320138-002	BD3 6.0M-7.5M	EG3060: Hexavalent Chromium	18540-29-9	1	mg/kg	<1	<1	0.0
EG: Metals and Major Cations (QC Lot: 2989159)								
HK1320125-001	Anonymous	EG036: Mercury	7439-97-6	0.2	mg/kg	<0.2	<0.2	0.0
HK1320126-004	Anonymous	EG036: Mercury	7439-97-6	0.2	mg/kg	2.0	2.2	9.9
EG: Metals and Major Cations (QC Lot: 2989163)								
HK1320125-001	Anonymous	EG020: Cadmium	7440-43-9	0.2	mg/kg	0.4	0.4	0.0
		EG020: Copper	7440-50-8	1	mg/kg	14	16	17.7
		EG020: Lead	7439-92-1	1	mg/kg	60	57	4.7
		EG020: Zinc	7440-66-6	1	mg/kg	120	118	2.0
HK1320126-004	Anonymous	EG020: Cadmium	7440-43-9	0.2	mg/kg	0.4	0.4	0.0
		EG020: Copper	7440-50-8	1	mg/kg	50	44	13.4
		EG020: Lead	7439-92-1	1	mg/kg	409	453	10.1
		EG020: Zinc	7440-66-6	1	mg/kg	367	372	1.3
EP-076A: Polycyclic Aromatic Hydrocarbons (PAHs) (QC Lot: 2987270)								
HK1320132-001	Anonymous	Naphthalene	91-20-3	500	µg/kg	<500	<500	0.0
		Acenaphthylene	208-96-8	500	µg/kg	<500	<500	0.0
		Acenaphthene	83-32-9	500	µg/kg	<500	<500	0.0
		Fluorene	86-73-7	500	µg/kg	<500	<500	0.0
		Phenanthrene	85-01-8	500	µg/kg	<500	<500	0.0
		Anthracene	120-12-7	500	µg/kg	<500	<500	0.0
		Fluoranthene	206-44-0	500	µg/kg	<500	<500	0.0
		Pyrene	129-00-0	500	µg/kg	<500	<500	0.0
		Benz(a)anthracene	56-55-3	500	µg/kg	<500	<500	0.0
		Chrysene	218-01-9	500	µg/kg	<500	<500	0.0
		Benzo(b)fluoranthene	205-99-2	500	µg/kg	<500	<500	0.0
		Benzo(k)fluoranthene	207-08-9	500	µg/kg	<500	<500	0.0
		Benzo(a)pyrene	50-32-8	500	µg/kg	<500	<500	0.0
		Indeno(1.2.3.cd)pyrene	193-39-5	500	µg/kg	<500	<500	0.0
		Dibenz(a.h)anthracene	53-70-3	500	µg/kg	<500	<500	0.0
		Benzo(g.h.i)perylene	191-24-2	500	µg/kg	<500	<500	0.0
EP-076B: Phenol, Hexachlorobenzene and Bis(2-ethylhexyl) Phthalate (QC Lot: 2987270)								
HK1320132-001	Anonymous	Hexachlorobenzene (HCB)	118-74-1	200	µg/kg	<200	<200	0.0
		Phenol	108-95-2	500	µg/kg	<500	<500	0.0
		Bis(2-ethylhexyl)phthalate	117-81-7	5000	µg/kg	<5000	<5000	0.0
EP-071HK_SR: Total Petroleum Hydrocarbons (TPH) (QC Lot: 2979725)								

Matrix: SOIL

Laboratory sample ID	Client sample ID	Method: Compound	CAS Number	Laboratory Duplicate (DUP) Report				
				LOR	Unit	Original Result	Duplicate Result	RPD (%)
EP-071HK_SR: Total Petroleum Hydrocarbons (TPH) (QC Lot: 2979725) - Continued								
HK1319666-001	Anonymous	C9 - C16 Fraction	----	200	mg/kg	<200	<200	0.0
		C17 - C35 Fraction	----	500	mg/kg	<500	<500	0.0
EP-071HK_SR: Total Petroleum Hydrocarbons (TPH) (QC Lot: 2979732)								
HK1319666-001	Anonymous	C6 - C8 Fraction	----	5	mg/kg	<5	<5	0.0
EP-074_SR-A: Monocyclic Aromatic Hydrocarbons (MAH) (QC Lot: 2987300)								
HK1320132-001	Anonymous	Benzene	71-43-2	0.2	mg/kg	<0.2	<0.2	0.0
		Toluene	108-88-3	0.5	mg/kg	<0.5	<0.5	0.0
		Ethylbenzene	100-41-4	0.5	mg/kg	<0.5	<0.5	0.0
		ortho-Xylene	95-47-6	0.5	mg/kg	<0.5	<0.5	0.0
		meta- & para-Xylene	108-38-3 106-42-3	1.0	mg/kg	<1.0	<1.0	0.0
		Xylenes (Total)	----	2.0	mg/kg	<2.0	<2.0	0.0

Matrix: WATER

Laboratory sample ID	Client sample ID	Method: Compound	CAS Number	Laboratory Duplicate (DUP) Report				
				LOR	Unit	Original Result	Duplicate Result	RPD (%)
EG: Metals and Major Cations - Filtered (QC Lot: 2987543)								
HK1320125-004	Anonymous	EG036: Mercury	7439-97-6	0.05	µg/L	<0.05	<0.05	0.0
EG: Metals and Major Cations - Filtered (QC Lot: 2987544)								
HK1320125-004	Anonymous	EG020: Cadmium	7440-43-9	0.2	µg/L	<0.2	<0.2	0.0
		EG020: Copper	7440-50-8	1	µg/L	<1	<1	0.0
		EG020: Lead	7439-92-1	1	µg/L	<1	<1	0.0
		EG020: Zinc	7440-66-6	10	µg/L	<10	<10	0.0
EG: Metals and Major Cations - Filtered (QC Lot: 2987545)								
HK1320125-004	Anonymous	EG050: Hexavalent Chromium	18540-29-9	20	µg/L	<20	<20	0.0
EP-071HK_SR: Total Petroleum Hydrocarbons (TPH) (QC Lot: 2979735)								
HK1319666-003	Anonymous	C6 - C8 Fraction	----	0.02	mg/L	<0.02	<0.02	0.0
EP-074_SR-A: Monocyclic Aromatic Hydrocarbons (MAH) (QC Lot: 2978952)								
HK1319498-001	Anonymous	Benzene	71-43-2	0.5	µg/L	<0.5	<0.5	0.0
		Toluene	108-88-3	0.5	µg/L	<0.5	<0.5	0.0
		Ethylbenzene	100-41-4	0.5	µg/L	<0.5	<0.5	0.0
		ortho-Xylene	95-47-6	0.5	µg/L	<0.5	<0.5	0.0
		meta- & para-Xylene	108-38-3 106-42-3	1	µg/L	<1	<1	0.0
		Xylenes (Total)	----	2	µg/L	<2	<2	0.0

Method Blank (MB), Laboratory Control Spike (LCS) and Laboratory Control Spike Duplicate (DCS) Report

Matrix: SOIL

Method: Compound	CAS Number	Method Blank (MB) Report			Laboratory Control Spike (LCS) and Laboratory Control Spike Duplicate (DCS) Report						
					Spike Concentration	Spike Recovery (%)		Recovery Limits (%)		RPD (%)	
		LOR	Unit	Result		LCS	DCS	Low	High	Value	Control Limit
EG: Metals and Major Cations (QC Lot: 2987709)											
EG3060: Hexavalent Chromium	18540-29-9	0.5	mg/kg	<0.5	40 mg/kg	115	----	85	115	----	----

Matrix: SOIL

Method: Compound	CAS Number	Method Blank (MB) Report			Laboratory Control Spike (LCS) and Laboratory Control Spike Duplicate (DCS) Report						
					Spike Concentration	Spike Recovery (%)		Recovery Limits (%)		RPD (%)	
		LOR	Unit	Result		LCS	DCS	Low	High	Value	Control Limit
EG: Metals and Major Cations (QC Lot: 2987709) - Continued											
EG: Metals and Major Cations (QC Lot: 2989159)											
EG036: Mercury	7439-97-6	0.02	mg/kg	<0.02	0.1 mg/kg	89.2	----	80	112	----	----
EG: Metals and Major Cations (QC Lot: 2989163)											
EG020: Cadmium	7440-43-9	0.2	mg/kg	<0.2	5 mg/kg	92.1	----	86	110	----	----
EG020: Copper	7440-50-8	1	mg/kg	<1	5 mg/kg	87.3	----	85	109	----	----
EG020: Lead	7439-92-1	1	mg/kg	<1	5 mg/kg	87.9	----	84	106	----	----
EG020: Zinc	7440-66-6	1	mg/kg	<1	5 mg/kg	99.5	----	82	126	----	----
EP-076A: Polycyclic Aromatic Hydrocarbons (PAHs) (QC Lot: 2987270)											
Naphthalene	91-20-3	25	µg/kg	----	25 µg/kg	99.4	----	63	117	----	----
				<50	----	----	----	----	----	----	----
Acenaphthylene	208-96-8	25	µg/kg	----	25 µg/kg	100	----	54	119	----	----
				<50	----	----	----	----	----	----	----
Acenaphthene	83-32-9	25	µg/kg	----	25 µg/kg	93.0	----	59	122	----	----
				<50	----	----	----	----	----	----	----
Fluorene	86-73-7	50	µg/kg	<50	----	----	----	----	----	----	----
				----	25 µg/kg	102	----	60	126	----	----
Phenanthrene	85-01-8	25	µg/kg	----	25 µg/kg	95.8	----	60	127	----	----
				<50	----	----	----	----	----	----	----
Anthracene	120-12-7	25	µg/kg	----	25 µg/kg	90.1	----	56	124	----	----
				<50	----	----	----	----	----	----	----
Fluoranthene	206-44-0	50	µg/kg	<50	----	----	----	----	----	----	----
				----	25 µg/kg	99.2	----	61	132	----	----
Pyrene	129-00-0	50	µg/kg	<50	----	----	----	----	----	----	----
				----	25 µg/kg	101	----	61	133	----	----
Benz(a)anthracene	56-55-3	50	µg/kg	<50	----	----	----	----	----	----	----
				----	25 µg/kg	93.7	----	57	124	----	----
Chrysene	218-01-9	25	µg/kg	----	25 µg/kg	99.8	----	60	128	----	----
				<50	----	----	----	----	----	----	----
Benzo(b)fluoranthene	205-99-2	50	µg/kg	<50	----	----	----	----	----	----	----
				----	25 µg/kg	96.2	----	48	135	----	----
Benzo(k)fluoranthene	207-08-9	50	µg/kg	<50	----	----	----	----	----	----	----
				----	25 µg/kg	96.1	----	58	133	----	----
Benzo(a)pyrene	50-32-8	25	µg/kg	----	25 µg/kg	96.7	----	50	124	----	----
				<50	----	----	----	----	----	----	----
Indeno(1.2.3.cd)pyrene	193-39-5	25	µg/kg	----	25 µg/kg	85.9	----	48	134	----	----
				<50	----	----	----	----	----	----	----
Dibenz(a.h)anthracene	53-70-3	50	µg/kg	<50	----	----	----	----	----	----	----
				----	25 µg/kg	94.2	----	50	137	----	----
Benzo(g.h.i)perylene	191-24-2	25	µg/kg	----	25 µg/kg	94.8	----	55	140	----	----
				<50	----	----	----	----	----	----	----

Matrix: SOIL

Method: Compound	CAS Number	Method Blank (MB) Report			Laboratory Control Spike (LCS) and Laboratory Control Spike Duplicate (DCS) Report					
					Spike Concentration	Spike Recovery (%)		Recovery Limits (%)		RPD (%)	
		LOR	Unit	Result		LCS	DCS	Low	High	Value	Control Limit
EP-076B: Phenol, Hexachlorobenzene and Bis(2-ethylhexyl) Phthalate (QC Lot: 2987270)											
Phenol	108-95-2	25	µg/kg	----	25 µg/kg	102	----	24	141	----	----
				<500	----	----	----	----	----	----	----
Hexachlorobenzene (HCB)	118-74-1	25	µg/kg	----	25 µg/kg	93.4	----	63	129	----	----
				<50	----	----	----	----	----	----	----
Bis(2-ethylhexyl)phthalate	117-81-7	1000	µg/kg	<1000	----	----	----	----	----	----	----
				----	25 µg/kg	92.7	----	61	163	----	----
EP-071HK_SR: Total Petroleum Hydrocarbons (TPH) (QC Lot: 2979725)											
C9 - C16 Fraction	----	200	mg/kg	<200	32 mg/kg	63.1	----	53	104	----	----
C17 - C35 Fraction	----	500	mg/kg	<500	90 mg/kg	53.9	----	43	99	----	----
EP-071HK_SR: Total Petroleum Hydrocarbons (TPH) (QC Lot: 2979732)											
C6 - C8 Fraction	----	5	mg/kg	<5	4.5 mg/kg	89.1	----	69	139	----	----
EP-074_SR-A: Monocyclic Aromatic Hydrocarbons (MAH) (QC Lot: 2987300)											
Benzene	71-43-2	0.1	mg/kg	<0.1	0.25 mg/kg	111	----	71	112	----	----
Toluene	108-88-3	0.2	mg/kg	<0.2	0.25 mg/kg	105	----	77	108	----	----
Ethylbenzene	100-41-4	0.2	mg/kg	<0.2	0.25 mg/kg	105	----	80	109	----	----
meta- & para-Xylene	108-38-3	0.4	mg/kg	<0.4	0.50 mg/kg	102	----	86	105	----	----
	106-42-3										
ortho-Xylene	95-47-6	0.2	mg/kg	<0.2	0.25 mg/kg	82.7	----	82	106	----	----
Xylenes (Total)	----	1.0	mg/kg	<1.0	0.75 mg/kg	95.3	----	86	104	----	----

Matrix: WATER

Method: Compound	CAS Number	Method Blank (MB) Report			Laboratory Control Spike (LCS) and Laboratory Control Spike Duplicate (DCS) Report						
					Spike Concentration	Spike Recovery (%)		Recovery Limits (%)		RPD (%)	
		LOR	Unit	Result		LCS	DCS	Low	High	Value	Control Limit
EG: Metals and Major Cations - Filtered (QC Lot: 2987543)											
EG036: Mercury	7439-97-6	0.05	µg/L	<0.05	0.2 µg/L	95.0	----	80	116	----	----
EG: Metals and Major Cations - Filtered (QC Lot: 2987544)											
EG020: Cadmium	7440-43-9	0.2	µg/L	<0.2	100 µg/L	104	----	78	112	----	----
EG020: Copper	7440-50-8	1	µg/L	<1	100 µg/L	94.2	----	79	113	----	----
EG020: Lead	7439-92-1	1	µg/L	<1	100 µg/L	91.4	----	81	109	----	----
EG020: Zinc	7440-66-6	10	µg/L	<10	100 µg/L	94.0	----	73	121	----	----
EG: Metals and Major Cations - Filtered (QC Lot: 2987545)											
EG050: Hexavalent Chromium	18540-29-9	20	µg/L	<20	100 µg/L	92.6	----	85	115	----	----
EP-076: Polycyclic Aromatics Hydrocarbons (PAHs) (QC Lot: 2987022)											
Naphthalene	91-20-3	0.2	µg/L	<0.2	0.5 µg/L	71.0	----	54	110	----	----
Acenaphthylene	208-96-8	0.2	µg/L	<0.2	0.5 µg/L	63.6	----	54	103	----	----
Acenaphthene	83-32-9	0.2	µg/L	<0.2	0.5 µg/L	59.9	----	56	102	----	----
Fluorene	86-73-7	0.2	µg/L	<0.2	0.5 µg/L	68.6	----	50	105	----	----
Phenanthrene	85-01-8	0.2	µg/L	<0.2	0.5 µg/L	67.7	----	53	106	----	----
Anthracene	120-12-7	0.2	µg/L	<0.2	0.5 µg/L	70.4	----	54	107	----	----
Fluoranthene	206-44-0	0.2	µg/L	<0.2	0.5 µg/L	87.9	----	63	118	----	----

Matrix: WATER

Method: Compound	CAS Number	Method Blank (MB) Report			Laboratory Control Spike (LCS) and Laboratory Control Spike Duplicate (DCS) Report					
					Spike Concentration	Spike Recovery (%)		Recovery Limits (%)		RPD (%)	
		LOR	Unit	Result		LCS	DCS	Low	High	Value	Control Limit
EP-076: Polycyclic Aromatics Hydrocarbons (PAHs) (QC Lot: 2987022) - Continued											
Pyrene	129-00-0	0.2	µg/L	<0.2	0.5 µg/L	88.0	----	67	120	----	----
Benz(a)anthracene	56-55-3	0.2	µg/L	<0.2	0.5 µg/L	83.4	----	57	117	----	----
Chrysene	218-01-9	0.2	µg/L	<0.2	0.5 µg/L	87.1	----	61	123	----	----
Benzo(b)fluoranthene	205-99-2	0.2	µg/L	<0.2	0.5 µg/L	82.0	----	55	112	----	----
Benzo(k)fluoranthene	207-08-9	0.2	µg/L	<0.2	0.5 µg/L	86.8	----	59	119	----	----
Benzo(a)pyrene	50-32-8	0.2	µg/L	<0.2	0.5 µg/L	80.8	----	62	116	----	----
Indeno(1.2.3.cd)pyrene	193-39-5	0.2	µg/L	<0.2	0.5 µg/L	89.0	----	61	119	----	----
Dibenz(a.h)anthracene	53-70-3	0.2	µg/L	<0.2	0.5 µg/L	101	----	64	117	----	----
Benzo(g.h.i)perylene	191-24-2	0.2	µg/L	<0.2	0.5 µg/L	97.8	----	62	119	----	----
EP-076B: Phenol, Hexachlorobenzene and Bis(2-ethylhexyl) Phthalate (QC Lot: 2987022)											
Phenol	108-95-2	5	µg/L	<5.0	0.5 µg/L	60.2	----	45	85	----	----
Hexachlorobenzene (HCB)	118-74-1	5	µg/L	<5.0	0.5 µg/L	67.3	----	45	122	----	----
Bis(2-ethylhexyl)phthalate	117-81-7	10	µg/L	<10.0	0.5 µg/L	137	----	78	137	----	----
EP-071HK_SR: Total Petroleum Hydrocarbons (TPH) (QC Lot: 2979716)											
C9 - C16 Fraction	----	0.5	mg/L	<0.5	0.21 mg/L	47.1	----	12	112	----	----
C17 - C35 Fraction	----	0.5	mg/L	<0.5	0.60 mg/L	48.5	----	4	130	----	----
EP-071HK_SR: Total Petroleum Hydrocarbons (TPH) (QC Lot: 2979735)											
C6 - C8 Fraction	----	0.02	mg/L	<0.02	0.03 mg/L	79.1	----	76	1134	----	----
EP-074_SR-A: Monocyclic Aromatic Hydrocarbons (MAH) (QC Lot: 2978952)											
Benzene	71-43-2	0.5	µg/L	<0.5	2 µg/L	86.7	----	58	126	----	----
Toluene	108-88-3	0.5	µg/L	<0.5	2 µg/L	110	----	63	124	----	----
Ethylbenzene	100-41-4	0.5	µg/L	<0.5	2 µg/L	94.6	----	62	123	----	----
meta- & para-Xylene	108-38-3 106-42-3	1	µg/L	<1	4 µg/L	88.9	----	66	126	----	----
ortho-Xylene	95-47-6	0.5	µg/L	<0.5	2 µg/L	90.7	----	62	125	----	----
Xylenes (Total)	----	2	µg/L	<2	6 µg/L	89.5	----	65	126	----	----

Matrix Spike (MS) and Matrix Spike Duplicate (MSD) Report

Matrix: SOIL

Laboratory sample ID	Client sample ID	Method: Compound	CAS Number	Matrix Spike (MS) and Matrix Spike Duplicate (MSD) Report						
				Spike Concentration	Spike Recovery (%)		Recovery Limits (%)		RPD (%)	
					MS	MSD	Low	High	Value	Control Limit
EG: Metals and Major Cations (QC Lot: 2987709)										
HK1320123-001	Anonymous	**EG3060: Hexavalent Chromium**	18540-29-9	40 mg/kg	120	----	75	125	----	----
EG: Metals and Major Cations (QC Lot: 2989159)										
HK1320123-001	Anonymous	**EG036: Mercury**	7439-97-6	0.1 mg/kg	# Not Determined	----	75	125	----	----
EG: Metals and Major Cations (QC Lot: 2989163)										
HK1320123-001	Anonymous	**EG020: Cadmium**	7440-43-9	5 mg/kg	93.8	----	75	125	----	----
		EG020: Copper	7440-50-8	5 mg/kg	77.0	----	75	125	----	----
		EG020: Lead	7439-92-1	5 mg/kg	# Not Determined	----	75	125	----	----
		EG020: Zinc	7440-66-6	5 mg/kg	# Not Determined	----	75	125	----	----
EP-071HK_SR: Total Petroleum Hydrocarbons (TPH) (QC Lot: 2979725)										
HK1319666-002	Anonymous	**C9 - C16 Fraction**	----	32 mg/kg	65.9	----	50	130	----	----
		C17 - C35 Fraction	----	90 mg/kg	60.0	----	50	130	----	----
EP-071HK_SR: Total Petroleum Hydrocarbons (TPH) (QC Lot: 2979732)										
HK1319666-002	Anonymous	**C6 - C8 Fraction**	----	4.5 mg/kg	94.0	----	50	130	----	----

Matrix: WATER

Laboratory sample ID	Client sample ID	Method: Compound	CAS Number	Matrix Spike (MS) and Matrix Spike Duplicate (MSD) Report						
				Spike Concentration	Spike Recovery (%)		Recovery Limits (%)		RPD (%)	
					MS	MSD	Low	High	Value	Control Limit
EG: Metals and Major Cations - Filtered (QC Lot: 2987543)										
HK1320123-002	Anonymous	**EG036: Mercury**	7439-97-6	0.2 µg/L	95.0	----	75	125	----	----
EG: Metals and Major Cations - Filtered (QC Lot: 2987544)										
HK1320123-002	Anonymous	**EG020: Cadmium**	7440-43-9	100 µg/L	100	----	75	125	----	----
		EG020: Copper	7440-50-8	100 µg/L	92.9	----	75	125	----	----
		EG020: Lead	7439-92-1	100 µg/L	90.8	----	75	125	----	----
		EG020: Zinc	7440-66-6	100 µg/L	91.2	----	75	125	----	----
EG: Metals and Major Cations - Filtered (QC Lot: 2987545)										
HK1320123-002	Anonymous	**EG050: Hexavalent Chromium**	18540-29-9	100 µg/L	92.3	----	75	125	----	----

Surrogate Control Limits

Sub-Matrix: SOIL

Compound	CAS Number	Recovery Limits (%)	
		Low	High
EP-076S: Polycyclic Aromatics Hydrocarbons (PAHs) Surrogates			
2-Fluorobiphenyl	321-60-8	50	130

Sub-Matrix: SOIL

Compound	CAS Number	Recovery Limits (%) Low	High
EP-076S: Polycyclic Aromatics Hydrocarbons (PAHs) Surrogates - Continued			
4-Terphenyl-d14	1718-51-0	50	130
EP-080_SRS: TPH(Volatile)/BTEX Surrogate			
Dibromofluoromethane	1868-53-7	80	120
Toluene-D8	2037-26-5	81	117
4-Bromofluorobenzene	460-00-4	74	121
EP-074_SR-S: VOC Surrogates			
Dibromofluoromethane	1868-53-7	80	120
Toluene-D8	2037-26-5	81	117
4-Bromofluorobenzene	460-00-4	74	121

Sub-Matrix: WATER

Compound	CAS Number	Recovery Limits (%) Low	High
EP-076S: Polycyclic Aromatics Hydrocarbons (PAHs) Surrogates			
2-Fluorobiphenyl	321-60-8	50	130
4-Terphenyl-d14	1718-51-0	50	130
EP-080_SRS: TPH(Volatile)/BTEX Surrogate			
Dibromofluoromethane	1868-53-7	86	118
Toluene-D8	2037-26-5	88	110
4-Bromofluorobenzene	460-00-4	86	115
EP-074_SR-S: VOC Surrogates			
Dibromofluoromethane	1868-53-7	86	118
Toluene-D8	2037-26-5	88	110
4-Bromofluorobenzene	460-00-4	86	115

ALS Technichem (HK) Pty Ltd

ALS Laboratory Group
ANALYTICAL CHEMISTRY & TESTING SERVICES

HOKLAS 066 TEST

CERTIFICATE OF ANALYSIS

Client	: CIVIL ENGINEERING AND DEVELOPMENT DEPARTMENT	Laboratory	: ALS Technichem HK Pty Ltd	Page	: 1 of 13
Contact	: MR SUN NG	Contact	: Fung Lim Chee, Richard	Work Order	: HK1320497
Address	: GEOTECHNICAL PROJECTS DIVISION, GEOTECHNICAL ENGINEERING OFFICE, 23/F., KWUN TONG VIEW, 410 KWUN TONG ROAD, KOWLOON, HONG KONG	Address	: 11/F., Chung Shun Knitting Centre, 1 - 3 Wing Yip Street, Kwai Chung, N.T., Hong Kong		
E-mail	: sunng@cedd.gov.hk	E-mail	: Richard.Fung@alsglobal.com		
Telephone	: ----	Telephone	: +852 2610 1044		
Facsimile	: ----	Facsimile	: +852 2610 2021		
Project	: DEMOLITION OF BUILDING AND STRUCTURES IN THE PROPOSED KENNEDY TOWN COMPREHENSIVE DEVELOPMENT AREA	Quote number	: ----	Date Samples Received	: 29-JUL-2013
Order number	: GE/2012/24.08			Issue Date	: 12-AUG-2013
C-O-C number	: H028442			No. of samples received	: 6
Site	: ----			No. of samples analysed	: 6

This report may not be reproduced except with prior written approval from the testing laboratory.

Hong Kong Accreditation Service (HKAS) has accedited this laboratory (ALS Technichem (HK) Pty Ltd) under Hong Kong Laboratory Accreditation Scheme (HOKLAS) for specific laboratory activities as listed in the HOKLAS Directory of Accredited Laboratories. The results shown in this certificate were determined by this laboratory in accordance with its terms of accreditation.

This document has been electronically signed by those names that appear on this report and are the authorised signatories. Electronic signing has been carried out in compliance with procedures specified in the Electronic Transactions Ordinance of Hong Kong, Chapter 553, Section 6.

Signatories	*Position*	*Authorised results for*
Anh Ngoc Huynh	Senior Chemist - Organics	Organics
Ng Chun Hoi, Michael	Chemist - Inorganics	Inorganics
Wong Wing, Kenneth	Assistant Supervisor - Metals	Inorganics

General Comments

This report supersedes any previous report(s) with this reference. Results apply to the sample(s) as submitted. All pages of this report have been checked and approved for release. When sampling time information is not provided by the client, sampling dates are shown without a time component. In these instances, the time component has been assumed by the laboratory for processing purposes. The completion date of analysis is: 07-AUG-2013

Key: LOR = Limit of reporting; CAS Number = CAS registry number from database maintained by Chemical Abstracts Services. The Chemical Abstracts Service is a division of the American Chemical Society.

Specific comments for Work Order: **HK1320497**

Project Name: Demolition of Building and Structures in the Proposed Kennedy Town Comprehensive Development Area Site.

Sample(s) were received in a chilled condition.

Water sample(s) analysed and reported on an as received basis.

Soil sample(s) analysed on an as received basis. Result(s) reported on a dry weight basis.

Water sample(s) were filtered prior to dissolved metal analysis.

Soil sample(s) as received, digested by In-house method E-ASTM D3974-09 based on ASTM D3974-09, prior to determination of metals.

Analytical Results

Sub-Matrix: **SOIL**

Compound	CAS Number	LOR	Unit	Client sample ID: BD2 0.0M-0.5M	BD2 0.5M-1.5M	BD4 0.0M-0.5M	BD4 0.5M-1.5M
				Client sampling date / time: 29-JUL-2013 11:00	29-JUL-2013 13:30	29-JUL-2013 14:30	29-JUL-2013 16:00
				HK1320497-002	HK1320497-003	HK1320497-004	HK1320497-005
EA/ED: Physical and Aggregate Properties							
EA055: Moisture Content (dried @ 103°C)	----	0.1	%	13.7	18.3	17.4	12.7
EG: Metals and Major Cations							
EG020: Cadmium	7440-43-9	0.2	mg/kg	0.4	1.0	1.5	0.6
EG020: Copper	7440-50-8	1	mg/kg	112	302	232	64
EG020: Lead	7439-92-1	1	mg/kg	356	605	546	292
EG020: Zinc	7440-66-6	1	mg/kg	421	1100	1190	362
EG036: Mercury	7439-97-6	0.2	mg/kg	1.8	0.9	1.3	0.6
EG049: Trivalent Chromium	16065-83-1	1	mg/kg	17	19	20	4
EG3060: Hexavalent Chromium	18540-29-9	1	mg/kg	<1	1	<1	<1
EP-076A: Polycyclic Aromatic Hydrocarbons (PAHs)							
Naphthalene	91-20-3	0.500	mg/kg	<0.500	<0.500	<0.500	4.58
Acenaphthylene	208-96-8	0.500	mg/kg	<0.500	<0.500	<0.500	<0.500
Acenaphthene	83-32-9	0.500	mg/kg	<0.500	<0.500	<0.500	0.790
Fluorene	86-73-7	0.500	mg/kg	<0.500	<0.500	0.882	2.61
Phenanthrene	85-01-8	0.500	mg/kg	<0.500	<0.500	1.50	6.51
Anthracene	120-12-7	0.500	mg/kg	<0.500	<0.500	<0.500	0.642
Fluoranthene	206-44-0	0.500	mg/kg	0.525	0.653	<0.500	<0.500
Pyrene	129-00-0	0.500	mg/kg	0.533	0.644	0.758	1.65
Benz(a)anthracene	56-55-3	0.500	mg/kg	<0.500	<0.500	<0.500	<0.500
Chrysene	218-01-9	0.500	mg/kg	<0.500	<0.500	<0.500	<0.500
Benzo(b)fluoranthene	205-99-2	0.500	mg/kg	<0.500	0.592	<0.500	<0.500
Benzo(k)fluoranthene	207-08-9	0.500	mg/kg	<0.500	<0.500	<0.500	<0.500
Benzo(a)pyrene	50-32-8	0.500	mg/kg	<0.500	<0.500	<0.500	<0.500
Indeno(1.2.3.cd)pyrene	193-39-5	0.500	mg/kg	<0.500	<0.500	<0.500	<0.500
Dibenz(a.h)anthracene	53-70-3	0.500	mg/kg	<0.500	<0.500	<0.500	<0.500
Benzo(g.h.i)perylene	191-24-2	0.500	mg/kg	<0.500	<0.500	<0.500	<0.500
EP-076B: Phenol, Hexachlorobenzene and Bis(2-ethylhexyl) Phthalate							
Phenol	108-95-2	0.50	mg/kg	<0.50	<0.50	<0.50	<0.50
Hexachlorobenzene (HCB)	118-74-1	0.200	mg/kg	<0.200	<0.200	<0.200	<0.200
Bis(2-ethylhexyl)phthalate	117-81-7	5.00	mg/kg	<5.00	<5.00	<5.00	<5.00
EP-071HK_SR: Total Petroleum Hydrocarbons (TPH)							
C6 - C8 Fraction	----	5	mg/kg	<5	<5	7	27
C9 - C16 Fraction	----	200	mg/kg	<200	<200	1660	3790
C17 - C35 Fraction	----	500	mg/kg	<500	<500	3400	5510
EP-074_SR-A: Monocyclic Aromatic Hydrocarbons (MAH)							
Benzene	71-43-2	0.2	mg/kg	<0.2	<0.2	<0.2	<0.2

Sub-Matrix: SOIL				Client sample ID	BD2 0.0M-0.5M	BD2 0.5M-1.5M	BD4 0.0M-0.5M	BD4 0.5M-1.5M	
				Client sampling date / time	29-JUL-2013 11:00	29-JUL-2013 13:30	29-JUL-2013 14:30	29-JUL-2013 16:00	
Compound	CAS Number	LOR	Unit		HK1320497-002	HK1320497-003	HK1320497-004	HK1320497-005	
EP-074_SR-A: Monocyclic Aromatic Hydrocarbons (MAH) - Continued									
Toluene	108-88-3	0.5	mg/kg		<0.5	<0.5	<0.5	<0.5	
Ethylbenzene	100-41-4	0.5	mg/kg		<0.5	<0.5	<0.5	<0.5	
meta- & para-Xylene	108-38-3 106-42-3	1.0	mg/kg		<1.0	<1.0	<1.0	<1.0	
ortho-Xylene	95-47-6	0.5	mg/kg		<0.5	<0.5	<0.5	<0.5	
Xylenes (Total)	----	2.0	mg/kg		<2.0	<2.0	<2.0	<2.0	
EP-076S: Polycyclic Aromatics Hydrocarbons (PAHs) Surrogates								Surrogate control limits listed at end of this report.	
2-Fluorobiphenyl	321-60-8	0.1	%		**85.4**	**96.8**	**102**	**79.4**	
4-Terphenyl-d14	1718-51-0	0.1	%		**75.3**	**70.6**	**62.1**	**68.0**	
EP-080_SRS: TPH(Volatile)/BTEX Surrogate								Surrogate control limits listed at end of this report.	
Dibromofluoromethane	1868-53-7	0.1	%		**93.5**	**90.9**	**92.2**	**93.4**	
Toluene-D8	2037-26-5	0.1	%		**96.5**	**96.4**	**96.5**	**94.8**	
4-Bromofluorobenzene	460-00-4	0.1	%		**101**	**102**	**102**	**97.0**	
EP-074_SR-S: VOC Surrogates								Surrogate control limits listed at end of this report.	
Dibromofluoromethane	1868-53-7	0.1	%		**93.5**	**90.9**	**92.2**	**93.4**	
Toluene-D8	2037-26-5	0.1	%		**96.5**	**96.4**	**96.5**	**94.8**	
4-Bromofluorobenzene	460-00-4	0.1	%		**101**	**102**	**102**	**97.0**	

Sub-Matrix: **WATER**

Compound	CAS Number	LOR	Unit	Client sample ID: BD3 7.5M-9.0M GROUND WATER	TRIP BLANK			
				Client sampling date / time: 29-JUL-2013 10:00	29-JUL-2013 16:00			
				HK1320497-001	HK1320497-006			
EG: Metals and Major Cations - Filtered								
EG020: Cadmium	7440-43-9	0.2	µg/L	----	<0.2			
EG020: Copper	7440-50-8	1	µg/L	----	<1			
EG020: Lead	7439-92-1	1	µg/L	----	<1			
EG020: Zinc	7440-66-6	10	µg/L	----	<10			
EG036: Mercury	7439-97-6	0.05	µg/L	<0.05	<0.05			
EG049: Trivalent Chromium	16065-83-1	20	µg/L	----	<20			
EG050: Hexavalent Chromium	18540-29-9	20	µg/L	----	<20			
EP-076A: Polycyclic Aromatic Hydrocarbons (PAHs)								
Naphthalene	91-20-3	2.0	µg/L	<2.0	<2.0			
Acenaphthylene	208-96-8	2.0	µg/L	<2.0	<2.0			
Acenaphthene	83-32-9	2.0	µg/L	<2.0	<2.0			
Fluorene	86-73-7	2.0	µg/L	<2.0	<2.0			
Phenanthrene	85-01-8	2.0	µg/L	<2.0	<2.0			
Anthracene	120-12-7	2.0	µg/L	<2.0	<2.0			
Fluoranthene	206-44-0	2.0	µg/L	<2.0	<2.0			
Pyrene	129-00-0	2.0	µg/L	<2.0	<2.0			
Benz(a)anthracene	56-55-3	2.0	µg/L	----	<2.0			
Chrysene	218-01-9	1.0	µg/L	<1.0	<1.0			
Benzo(b)fluoranthene	205-99-2	1.0	µg/L	<1.0	<1.0			
Benzo(k)fluoranthene	207-08-9	1.0	µg/L	----	<1.0			
Benzo(a)pyrene	50-32-8	2.0	µg/L	----	<2.0			
Indeno(1.2.3.cd)pyrene	193-39-5	2.0	µg/L	----	<2.0			
Dibenz(a.h)anthracene	53-70-3	2.0	µg/L	----	<2.0			
Benzo(g.h.i)perylene	191-24-2	2.0	µg/L	----	<2.0			
EP-076B: Phenol, Hexachlorobenzene and Bis(2-ethylhexyl) Phthalate								
Phenol	108-95-2	2.0	µg/L	----	<2.0			
Hexachlorobenzene (HCB)	118-74-1	4.0	µg/L	<4.0	<4.0			
Bis(2-ethylhexyl)phthalate	117-81-7	10.0	µg/L	----	<10.0			
EP-071HK_SR: Total Petroleum Hydrocarbons (TPH)								
C6 - C8 Fraction	----	20	µg/L	<20	<20			
C9 - C16 Fraction	----	500	µg/L	<500	<500			
C17 - C35 Fraction	----	500	µg/L	<500	<500			
EP-074_SR-A: Monocyclic Aromatic Hydrocarbons (MAH)								
Benzene	71-43-2	5.0	µg/L	<5.0	<5.0			
Toluene	108-88-3	5.0	µg/L	<5.0	<5.0			
Ethylbenzene	100-41-4	5.0	µg/L	<5.0	<5.0			
meta- & para-Xylene	108-38-3 106-42-3	10	µg/L	<10	<10			

Sub-Matrix: **WATER**			*Client sample ID*	**BD3 7.5M-9.0M GROUND WATER**	**TRIP BLANK**			
			Client sampling date / time	29-JUL-2013 10:00	29-JUL-2013 16:00			
Compound	*CAS Number*	*LOR*	*Unit*	**HK1320497-001**	**HK1320497-006**			
EP-074_SR-A: Monocyclic Aromatic Hydrocarbons (MAH) - Continued								
ortho-Xylene	95-47-6	5.0	µg/L	<5.0	<5.0			
Xylenes (Total)	----	20	µg/L	<20	<20			
EP-076S: Polycyclic Aromatics Hydrocarbons (PAHs) Surrogates								Surrogate control limits listed at end of this report.
2-Fluorobiphenyl	321-60-8	0.1	%	**82.1**	**58.3**			
4-Terphenyl-d14	1718-51-0	0.1	%	**99.6**	**101**			
EP-080_SRS: TPH(Volatile)/BTEX Surrogate								Surrogate control limits listed at end of this report.
Dibromofluoromethane	1868-53-7	0.1	%	**97.4**	**97.4**			
Toluene-D8	2037-26-5	0.1	%	**98.4**	**98.2**			
4-Bromofluorobenzene	460-00-4	0.1	%	**102**	**101**			
EP-074_SR-S: VOC Surrogates								Surrogate control limits listed at end of this report.
Dibromofluoromethane	1868-53-7	0.1	%	**97.4**	**97.4**			
Toluene-D8	2037-26-5	0.1	%	**98.4**	**98.2**			
4-Bromofluorobenzene	460-00-4	0.1	%	**102**	**101**			

Laboratory Duplicate (DUP) Report

Matrix: SOIL

Laboratory sample ID	Client sample ID	Method: Compound	CAS Number	Laboratory Duplicate (DUP) Report				
				LOR	Unit	Original Result	Duplicate Result	RPD (%)
EA/ED: Physical and Aggregate Properties (QC Lot: 2991930)								
HK1320401-001	Anonymous	EA055: Moisture Content (dried @ 103°C)	----	0.1	%	76.2	76.0	0.2
HK1320497-004	BD4 0.0M-0.5M	EA055: Moisture Content (dried @ 103°C)	----	0.1	%	17.4	18.2	4.7
EG: Metals and Major Cations (QC Lot: 2995988)								
HK1320348-001	Anonymous	EG020: Cadmium	7440-43-9	0.2	mg/kg	12.4	11.1	11.2
		EG020: Copper	7440-50-8	1	mg/kg	14	14	0.0
		EG020: Lead	7439-92-1	1	mg/kg	22	22	0.0
		EG020: Zinc	7440-66-6	1	mg/kg	780	878	11.9
HK1320656-002	Anonymous	EG020: Cadmium	7440-43-9	0.2	mg/kg	0.3	0.3	0.0
		EG020: Copper	7440-50-8	1	mg/kg	1	1	0.0
		EG020: Lead	7439-92-1	1	mg/kg	61	54	12.6
		EG020: Zinc	7440-66-6	1	mg/kg	105	108	3.1
EG: Metals and Major Cations (QC Lot: 2995993)								
HK1320656-002	Anonymous	EG036: Mercury	7439-97-6	0.2	mg/kg	<0.2	<0.2	0.0
EG: Metals and Major Cations (QC Lot: 2995994)								
HK1320348-001	Anonymous	EG3060: Hexavalent Chromium	18540-29-9	0.5	mg/kg	<0.5	<0.5	0.0
EP-076A: Polycyclic Aromatic Hydrocarbons (PAHs) (QC Lot: 2987270)								
HK1320132-001	Anonymous	Naphthalene	91-20-3	500	µg/kg	<500	<500	0.0
		Acenaphthylene	208-96-8	500	µg/kg	<500	<500	0.0
		Acenaphthene	83-32-9	500	µg/kg	<500	<500	0.0
		Fluorene	86-73-7	500	µg/kg	<500	<500	0.0
		Phenanthrene	85-01-8	500	µg/kg	<500	<500	0.0
		Anthracene	120-12-7	500	µg/kg	<500	<500	0.0
		Fluoranthene	206-44-0	500	µg/kg	<500	<500	0.0
		Pyrene	129-00-0	500	µg/kg	<500	<500	0.0
		Benz(a)anthracene	56-55-3	500	µg/kg	<500	<500	0.0
		Chrysene	218-01-9	500	µg/kg	<500	<500	0.0
		Benzo(b)fluoranthene	205-99-2	500	µg/kg	<500	<500	0.0
		Benzo(k)fluoranthene	207-08-9	500	µg/kg	<500	<500	0.0
		Benzo(a)pyrene	50-32-8	500	µg/kg	<500	<500	0.0
		Indeno(1.2.3.cd)pyrene	193-39-5	500	µg/kg	<500	<500	0.0
		Dibenz(a.h)anthracene	53-70-3	500	µg/kg	<500	<500	0.0
		Benzo(g.h.i)perylene	191-24-2	500	µg/kg	<500	<500	0.0
EP-076B: Phenol, Hexachlorobenzene and Bis(2-ethylhexyl) Phthalate (QC Lot: 2987270)								
HK1320132-001	Anonymous	Hexachlorobenzene (HCB)	118-74-1	200	µg/kg	<200	<200	0.0
		Phenol	108-95-2	500	µg/kg	<500	<500	0.0
		Bis(2-ethylhexyl)phthalate	117-81-7	5000	µg/kg	<5000	<5000	0.0
EP-071HK_SR: Total Petroleum Hydrocarbons (TPH) (QC Lot: 2991402)								
HK1320497-002	BD2 0.0M-0.5M	C9 - C16 Fraction	----	200	mg/kg	<200	<200	0.0
		C17 - C35 Fraction	----	500	mg/kg	<500	<500	0.0

Matrix: SOIL

Laboratory sample ID	Client sample ID	Method: Compound	CAS Number	Laboratory Duplicate (DUP) Report				
				LOR	Unit	Original Result	Duplicate Result	RPD (%)
EP-071HK_SR: Total Petroleum Hydrocarbons (TPH) (QC Lot: 2991405)								
HK1320497-002	BD2 0.0M-0.5M	**C6 - C8 Fraction**	----	5	mg/kg	<5	<5	0.0
EP-074_SR-A: Monocyclic Aromatic Hydrocarbons (MAH) (QC Lot: 2987300)								
HK1320132-001	Anonymous	**Benzene**	71-43-2	0.2	mg/kg	<0.2	<0.2	0.0
		Toluene	108-88-3	0.5	mg/kg	<0.5	<0.5	0.0
		Ethylbenzene	100-41-4	0.5	mg/kg	<0.5	<0.5	0.0
		ortho-Xylene	95-47-6	0.5	mg/kg	<0.5	<0.5	0.0
		meta- & para-Xylene	108-38-3 106-42-3	1.0	mg/kg	<1.0	<1.0	0.0
		Xylenes (Total)	----	2.0	mg/kg	<2.0	<2.0	0.0
EP-074_SR-A: Monocyclic Aromatic Hydrocarbons (MAH) (QC Lot: 2991406)								
HK1320497-002	BD2 0.0M-0.5M	**Benzene**	71-43-2	0.2	mg/kg	<0.2	<0.2	0.0
		Toluene	108-88-3	0.5	mg/kg	<0.5	<0.5	0.0
		Ethylbenzene	100-41-4	0.5	mg/kg	<0.5	<0.5	0.0
		ortho-Xylene	95-47-6	0.5	mg/kg	<0.5	<0.5	0.0
		meta- & para-Xylene	108-38-3 106-42-3	1.0	mg/kg	<1.0	<1.0	0.0
		Xylenes (Total)	----	2.0	mg/kg	<2.0	<2.0	0.0

Matrix: WATER

Laboratory sample ID	Client sample ID	Method: Compound	CAS Number	Laboratory Duplicate (DUP) Report				
				LOR	Unit	Original Result	Duplicate Result	RPD (%)
EG: Metals and Major Cations - Filtered (QC Lot: 2995749)								
HK1320663-002	Anonymous	**EG036: Mercury**	7439-97-6	0.05	µg/L	<0.05	<0.05	0.0
EG: Metals and Major Cations - Filtered (QC Lot: 2995750)								
HK1320663-002	Anonymous	**EG020: Cadmium**	7440-43-9	0.2	µg/L	<0.2	<0.2	0.0
		EG020: Copper	7440-50-8	1	µg/L	<1	<1	0.0
		EG020: Lead	7439-92-1	1	µg/L	<1	<1	0.0
		EG020: Zinc	7440-66-6	10	µg/L	<10	<10	0.0
EG: Metals and Major Cations - Filtered (QC Lot: 2995751)								
HK1320502-003	Anonymous	**EG050: Hexavalent Chromium**	18540-29-9	20	µg/L	<20	<20	0.0
EP-071HK_SR: Total Petroleum Hydrocarbons (TPH) (QC Lot: 2991612)								
HK1320468-001	Anonymous	**C6 - C8 Fraction**	----	20.0	mg/L	<20.0	<20.0	0.0
EP-074_SR-A: Monocyclic Aromatic Hydrocarbons (MAH) (QC Lot: 2989876)								
HK1320269-001	Anonymous	**Benzene**	71-43-2	0.5	µg/L	<0.5	<0.5	0.0
		Toluene	108-88-3	0.5	µg/L	<0.5	<0.5	0.0
		Ethylbenzene	100-41-4	0.5	µg/L	<0.5	<0.5	0.0
		ortho-Xylene	95-47-6	0.5	µg/L	<0.5	<0.5	0.0
		meta- & para-Xylene	108-38-3 106-42-3	1	µg/L	<1	<1	0.0
		Xylenes (Total)	----	2	µg/L	<2	<2	0.0

Method Blank (MB), Laboratory Control Spike (LCS) and Laboratory Control Spike Duplicate (DCS) Report

Matrix: SOIL

Method: Compound	CAS Number	Method Blank (MB) Report			Laboratory Control Spike (LCS) and Laboratory Control Spike Duplicate (DCS) Report					
					Spike Concentration	Spike Recovery (%)		Recovery Limits (%)		RPD (%)	
		LOR	Unit	Result		LCS	DCS	Low	High	Value	Control Limit
EG: Metals and Major Cations (QC Lot: 2995988)											
EG020: Cadmium	7440-43-9	0.2	mg/kg	<0.2	5 mg/kg	96.8	----	86	110	----	----
EG020: Copper	7440-50-8	1	mg/kg	<1	5 mg/kg	91.6	----	85	109	----	----
EG020: Lead	7439-92-1	1	mg/kg	<1	5 mg/kg	93.4	----	84	106	----	----
EG020: Zinc	7440-66-6	1	mg/kg	<1	5 mg/kg	97.5	----	82	126	----	----
EG: Metals and Major Cations (QC Lot: 2995993)											
EG036: Mercury	7439-97-6	0.02	mg/kg	<0.02	0.1 mg/kg	88.8	----	80	112	----	----
EG: Metals and Major Cations (QC Lot: 2995994)											
EG3060: Hexavalent Chromium	18540-29-9	0.5	mg/kg	<0.5	40 mg/kg	113	----	85	115	----	----
EP-076A: Polycyclic Aromatic Hydrocarbons (PAHs) (QC Lot: 2987270)											
Naphthalene	91-20-3	25	µg/kg	----	25 µg/kg	99.4	----	63	117	----	----
				<50	----	----	----	----	----	----	----
Acenaphthylene	208-96-8	25	µg/kg	----	25 µg/kg	100	----	54	119	----	----
				<50	----	----	----	----	----	----	----
Acenaphthene	83-32-9	25	µg/kg	----	25 µg/kg	93.0	----	59	122	----	----
				<50	----	----	----	----	----	----	----
Fluorene	86-73-7	50	µg/kg	<50	----	----	----	----	----	----	----
				----	25 µg/kg	102	----	60	126	----	----
Phenanthrene	85-01-8	25	µg/kg	----	25 µg/kg	95.8	----	60	127	----	----
				<50	----	----	----	----	----	----	----
Anthracene	120-12-7	25	µg/kg	----	25 µg/kg	90.1	----	56	124	----	----
				<50	----	----	----	----	----	----	----
Fluoranthene	206-44-0	50	µg/kg	<50	----	----	----	----	----	----	----
				----	25 µg/kg	99.2	----	61	132	----	----
Pyrene	129-00-0	50	µg/kg	<50	----	----	----	----	----	----	----
				----	25 µg/kg	101	----	61	133	----	----
Benz(a)anthracene	56-55-3	50	µg/kg	<50	----	----	----	----	----	----	----
				----	25 µg/kg	93.7	----	57	124	----	----
Chrysene	218-01-9	25	µg/kg	----	25 µg/kg	99.8	----	60	128	----	----
				<50	----	----	----	----	----	----	----
Benzo(b)fluoranthene	205-99-2	50	µg/kg	<50	----	----	----	----	----	----	----
				----	25 µg/kg	96.2	----	48	135	----	----
Benzo(k)fluoranthene	207-08-9	50	µg/kg	<50	----	----	----	----	----	----	----
				----	25 µg/kg	96.1	----	58	133	----	----
Benzo(a)pyrene	50-32-8	25	µg/kg	----	25 µg/kg	96.7	----	50	124	----	----
				<50	----	----	----	----	----	----	----
Indeno(1.2.3.cd)pyrene	193-39-5	25	µg/kg	----	25 µg/kg	85.9	----	48	134	----	----
				<50	----	----	----	----	----	----	----
Dibenz(a.h)anthracene	53-70-3	50	µg/kg	<50	----	----	----	----	----	----	----
				----	25 µg/kg	94.2	----	50	137	----	----
Benzo(g.h.i)perylene	191-24-2	25	µg/kg	----	25 µg/kg	94.8	----	55	140	----	----
				<50	----	----	----	----	----	----	----

Matrix: SOIL

Method: Compound	CAS Number	Method Blank (MB) Report LOR	Unit	Result	Laboratory Control Spike (LCS) and Laboratory Control Spike Duplicate (DCS) Report Spike Concentration	Spike Recovery (%) LCS	DCS	Recovery Limits (%) Low	High	RPD (%) Value	Control Limit
EP-076B: Phenol, Hexachlorobenzene and Bis(2-ethylhexyl) Phthalate (QC Lot: 2987270)											
Phenol	108-95-2	25	µg/kg	----	25 µg/kg	102	----	24	141	----	----
				<500	----	----	----	----	----	----	----
Hexachlorobenzene (HCB)	118-74-1	25	µg/kg	----	25 µg/kg	93.4	----	63	129	----	----
				<50	----	----	----	----	----	----	----
Bis(2-ethylhexyl)phthalate	117-81-7	1000	µg/kg	<1000	----	----	----	----	----	----	----
				----	25 µg/kg	92.7	----	61	163	----	----
EP-071HK_SR: Total Petroleum Hydrocarbons (TPH) (QC Lot: 2991402)											
C9 - C16 Fraction	----	200	mg/kg	<200	32 mg/kg	64.9	----	53	104	----	----
C17 - C35 Fraction	----	500	mg/kg	<500	90 mg/kg	49.1	----	43	99	----	----
EP-071HK_SR: Total Petroleum Hydrocarbons (TPH) (QC Lot: 2991405)											
C6 - C8 Fraction	----	5	mg/kg	<5	4.5 mg/kg	88.7	----	69	139	----	----
EP-074_SR-A: Monocyclic Aromatic Hydrocarbons (MAH) (QC Lot: 2987300)											
Benzene	71-43-2	0.1	mg/kg	<0.1	0.25 mg/kg	111	----	71	112	----	----
Toluene	108-88-3	0.2	mg/kg	<0.2	0.25 mg/kg	105	----	77	108	----	----
Ethylbenzene	100-41-4	0.2	mg/kg	<0.2	0.25 mg/kg	105	----	80	109	----	----
meta- & para-Xylene	108-38-3 106-42-3	0.4	mg/kg	<0.4	0.50 mg/kg	102	----	86	105	----	----
ortho-Xylene	95-47-6	0.2	mg/kg	<0.2	0.25 mg/kg	82.7	----	82	106	----	----
Xylenes (Total)	----	1.0	mg/kg	<1.0	0.75 mg/kg	95.3	----	86	104	----	----
EP-074_SR-A: Monocyclic Aromatic Hydrocarbons (MAH) (QC Lot: 2991406)											
Benzene	71-43-2	0.1	mg/kg	<0.1	0.25 mg/kg	83.9	----	71	112	----	----
Toluene	108-88-3	0.2	mg/kg	<0.2	0.25 mg/kg	81.1	----	77	108	----	----
Ethylbenzene	100-41-4	0.2	mg/kg	<0.2	0.25 mg/kg	82.9	----	80	109	----	----
meta- & para-Xylene	108-38-3 106-42-3	0.4	mg/kg	<0.4	0.50 mg/kg	105	----	86	105	----	----
ortho-Xylene	95-47-6	0.2	mg/kg	<0.2	0.25 mg/kg	84.7	----	82	106	----	----
Xylenes (Total)	----	1.0	mg/kg	<1.0	0.75 mg/kg	98.0	----	86	104	----	----

Matrix: WATER

Method: Compound	CAS Number	Method Blank (MB) Report LOR	Unit	Result	Laboratory Control Spike (LCS) and Laboratory Control Spike Duplicate (DCS) Report Spike Concentration	Spike Recovery (%) LCS	DCS	Recovery Limits (%) Low	High	RPD (%) Value	Control Limit
EG: Metals and Major Cations - Filtered (QC Lot: 2995749)											
EG036: Mercury	7439-97-6	0.05	µg/L	<0.05	0.2 µg/L	110	----	80	116	----	----
EG: Metals and Major Cations - Filtered (QC Lot: 2995750)											
EG020: Cadmium	7440-43-9	0.2	µg/L	<0.2	100 µg/L	94.5	----	78	112	----	----
EG020: Copper	7440-50-8	1	µg/L	<1	100 µg/L	91.9	----	79	113	----	----
EG020: Lead	7439-92-1	1	µg/L	<1	100 µg/L	93.3	----	81	109	----	----
EG020: Zinc	7440-66-6	10	µg/L	<10	100 µg/L	88.0	----	73	121	----	----
EG: Metals and Major Cations - Filtered (QC Lot: 2995751)											
EG050: Hexavalent Chromium	18540-29-9	20	µg/L	<20	100 µg/L	103	----	85	115	----	----

Matrix: WATER

Method: Compound	CAS Number	Method Blank (MB) Report			Laboratory Control Spike (LCS) and Laboratory Control Spike Duplicate (DCS) Report						
					Spike Concentration	Spike Recovery (%)		Recovery Limits (%)		RPD (%)	
		LOR	Unit	Result		LCS	DCS	Low	High	Value	Control Limit
EG: Metals and Major Cations - Filtered (QC Lot: 2995751) - Continued											
EP-076: Polycyclic Aromatics Hydrocarbons (PAHs) (QC Lot: 2991394)											
Naphthalene	91-20-3	0.2	µg/L	<0.2	0.5 µg/L	98.8	----	54	110	----	----
Acenaphthylene	208-96-8	0.2	µg/L	<0.2	0.5 µg/L	99.8	----	54	103	----	----
Acenaphthene	83-32-9	0.2	µg/L	<0.2	0.5 µg/L	94.0	----	56	102	----	----
Fluorene	86-73-7	0.2	µg/L	<0.2	0.5 µg/L	99.8	----	50	105	----	----
Phenanthrene	85-01-8	0.2	µg/L	<0.2	0.5 µg/L	102	----	53	106	----	----
Anthracene	120-12-7	0.2	µg/L	<0.2	0.5 µg/L	98.7	----	54	107	----	----
Fluoranthene	206-44-0	0.2	µg/L	<0.2	0.5 µg/L	93.5	----	63	118	----	----
Pyrene	129-00-0	0.2	µg/L	<0.2	0.5 µg/L	97.3	----	67	120	----	----
Benz(a)anthracene	56-55-3	0.2	µg/L	<0.2	0.5 µg/L	97.2	----	57	117	----	----
Chrysene	218-01-9	0.2	µg/L	<0.2	0.5 µg/L	101	----	61	123	----	----
Benzo(b)fluoranthene	205-99-2	0.2	µg/L	<0.2	0.5 µg/L	93.6	----	55	112	----	----
Benzo(k)fluoranthene	207-08-9	0.2	µg/L	<0.2	0.5 µg/L	104	----	59	119	----	----
Benzo(a)pyrene	50-32-8	0.2	µg/L	<0.2	0.5 µg/L	91.8	----	62	116	----	----
Indeno(1.2.3.cd)pyrene	193-39-5	0.2	µg/L	<0.2	0.5 µg/L	98.8	----	61	119	----	----
Dibenz(a.h)anthracene	53-70-3	0.2	µg/L	<0.2	0.5 µg/L	85.6	----	64	117	----	----
Benzo(g.h.i)perylene	191-24-2	0.2	µg/L	<0.2	0.5 µg/L	80.5	----	62	119	----	----
EP-076B: Phenol, Hexachlorobenzene and Bis(2-ethylhexyl) Phthalate (QC Lot: 2991394)											
Phenol	108-95-2	5	µg/L	<5.0	0.5 µg/L	73.1	----	45	85	----	----
Hexachlorobenzene (HCB)	118-74-1	5	µg/L	<5.0	0.5 µg/L	100	----	45	122	----	----
Bis(2-ethylhexyl)phthalate	117-81-7	10	µg/L	<10.0	0.5 µg/L	96.7	----	78	137	----	----
EP-071HK_SR: Total Petroleum Hydrocarbons (TPH) (QC Lot: 2989864)											
C9 - C16 Fraction	----	0.5	mg/L	<0.5	0.21 mg/L	46.3	----	12	112	----	----
C17 - C35 Fraction	----	0.5	mg/L	<0.5	0.60 mg/L	40.3	----	4	130	----	----
EP-071HK_SR: Total Petroleum Hydrocarbons (TPH) (QC Lot: 2991612)											
C6 - C8 Fraction	----	0.02	mg/L	<0.02	0.03 mg/L	83.2	----	76	1134	----	----
EP-074_SR-A: Monocyclic Aromatic Hydrocarbons (MAH) (QC Lot: 2989876)											
Benzene	71-43-2	0.5	µg/L	<0.5	2 µg/L	118	----	58	126	----	----
Toluene	108-88-3	0.5	µg/L	<0.5	2 µg/L	110	----	63	124	----	----
Ethylbenzene	100-41-4	0.5	µg/L	<0.5	2 µg/L	114	----	62	123	----	----
meta- & para-Xylene	108-38-3 106-42-3	1	µg/L	<1	4 µg/L	117	----	66	126	----	----
ortho-Xylene	95-47-6	0.5	µg/L	<0.5	2 µg/L	112	----	62	125	----	----
Xylenes (Total)	----	2	µg/L	<2	6 µg/L	115	----	65	126	----	----

Matrix Spike (MS) and Matrix Spike Duplicate (MSD) Report

Matrix: SOIL

Laboratory sample ID	Client sample ID	Method: Compound	CAS Number	Matrix Spike (MS) and Matrix Spike Duplicate (MSD) Report						
				Spike Concentration	Spike Recovery (%)		Recovery Limits (%)		RPD (%)	
					MS	MSD	Low	High	Value	Control Limit
EG: Metals and Major Cations (QC Lot: 2995988)										
HK1320497-002	BD2 0.0M-0.5M	**EG020: Cadmium**	7440-43-9	5 mg/kg	94.0	----	75	125	----	----
		EG020: Copper	7440-50-8	5 mg/kg	# Not Determined	----	75	125	----	----
		EG020: Lead	7439-92-1	5 mg/kg	# Not Determined	----	75	125	----	----
		EG020: Zinc	7440-66-6	5 mg/kg	# Not Determined	----	75	125	----	----
EG: Metals and Major Cations (QC Lot: 2995993)										
HK1320497-002	BD2 0.0M-0.5M	**EG036: Mercury**	7439-97-6	0.1 mg/kg	# Not Determined	----	75	125	----	----
EG: Metals and Major Cations (QC Lot: 2995994)										
HK1320345-001	Anonymous	**EG3060: Hexavalent Chromium**	18540-29-9	40 mg/kg	79.8	----	75	125	----	----
EP-071HK_SR: Total Petroleum Hydrocarbons (TPH) (QC Lot: 2991402)										
HK1320497-003	BD2 0.5M-1.5M	**C9 - C16 Fraction**	----	32 mg/kg	58.0	----	50	130	----	----
		C17 - C35 Fraction	----	90 mg/kg	52.1	----	50	130	----	----
EP-071HK_SR: Total Petroleum Hydrocarbons (TPH) (QC Lot: 2991405)										
HK1320497-003	BD2 0.5M-1.5M	**C6 - C8 Fraction**	----	4.5 mg/kg	89.0	----	50	130	----	----

Matrix: WATER

Laboratory sample ID	Client sample ID	Method: Compound	CAS Number	Matrix Spike (MS) and Matrix Spike Duplicate (MSD) Report						
				Spike Concentration	Spike Recovery (%)		Recovery Limits (%)		RPD (%)	
					MS	MSD	Low	High	Value	Control Limit
EG: Metals and Major Cations - Filtered (QC Lot: 2995749)										
HK1320663-001	Anonymous	**EG036: Mercury**	7439-97-6	0.2 µg/L	95.5	----	75	125	----	----
EG: Metals and Major Cations - Filtered (QC Lot: 2995750)										
HK1320663-001	Anonymous	**EG020: Cadmium**	7440-43-9	100 µg/L	96.2	----	75	125	----	----
		EG020: Copper	7440-50-8	100 µg/L	90.6	----	75	125	----	----
		EG020: Lead	7439-92-1	100 µg/L	90.3	----	75	125	----	----
		EG020: Zinc	7440-66-6	100 µg/L	92.2	----	75	125	----	----
EG: Metals and Major Cations - Filtered (QC Lot: 2995751)										
HK1320497-006	TRIP BLANK	**EG050: Hexavalent Chromium**	18540-29-9	100 µg/L	94.8	----	75	125	----	----

Surrogate Control Limits

Sub-Matrix: SOIL

Compound	CAS Number	Recovery Limits (%)	
		Low	High
EP-076S: Polycyclic Aromatics Hydrocarbons (PAHs) Surrogates			

Sub-Matrix: SOIL

Compound	CAS Number	Recovery Limits (%) Low	High
EP-076S: Polycyclic Aromatics Hydrocarbons (PAHs) Surrogates - Continued			
2-Fluorobiphenyl	321-60-8	50	130
4-Terphenyl-d14	1718-51-0	50	130
EP-080_SRS: TPH(Volatile)/BTEX Surrogate			
Dibromofluoromethane	1868-53-7	80	120
Toluene-D8	2037-26-5	81	117
4-Bromofluorobenzene	460-00-4	74	121
EP-074_SR-S: VOC Surrogates			
Dibromofluoromethane	1868-53-7	80	120
Toluene-D8	2037-26-5	81	117
4-Bromofluorobenzene	460-00-4	74	121

Sub-Matrix: WATER

Compound	CAS Number	Recovery Limits (%) Low	High
EP-076S: Polycyclic Aromatics Hydrocarbons (PAHs) Surrogates			
2-Fluorobiphenyl	321-60-8	50	130
4-Terphenyl-d14	1718-51-0	50	130
EP-080_SRS: TPH(Volatile)/BTEX Surrogate			
Dibromofluoromethane	1868-53-7	86	118
Toluene-D8	2037-26-5	88	110
4-Bromofluorobenzene	460-00-4	86	115
EP-074_SR-S: VOC Surrogates			
Dibromofluoromethane	1868-53-7	86	118
Toluene-D8	2037-26-5	88	110
4-Bromofluorobenzene	460-00-4	86	115

ALS Technichem (HK) Pty Ltd

ALS Laboratory Group
ANALYTICAL CHEMISTRY & TESTING SERVICES

HOKLAS 066 TEST

CERTIFICATE OF ANALYSIS

Client	: CIVIL ENGINEERING AND DEVELOPMENT DEPARTMENT	Laboratory	: ALS Technichem HK Pty Ltd	Page	: 1 of 13
Contact	: MR SUN NG	Contact	: Fung Lim Chee, Richard	Work Order	: HK1320502
Address	: GEOTECHNICAL PROJECTS DIVISION, GEOTECHNICAL ENGINEERING OFFICE, 23/F., KWUN TONG VIEW, 410 KWUN TONG ROAD, KOWLOON, HONG KONG	Address	: 11/F., Chung Shun Knitting Centre, 1 - 3 Wing Yip Street, Kwai Chung, N.T., Hong Kong		
E-mail	: sunng@cedd.gov.hk	E-mail	: Richard.Fung@alsglobal.com		
Telephone	: ----	Telephone	: +852 2610 1044		
Facsimile	: ----	Facsimile	: +852 2610 2021		
Project	: DEMOLITION OF BUILDING AND STRUCTURES IN THE PROPOSED KENNEDY TOWN COMPREHENSIVE DEVELOPMENT AREA	Quote number	: ----	Date Samples Received	: 30-JUL-2013
Order number	: GE/2012/24.08			Issue Date	: 13-AUG-2013
C-O-C number	: H028454			No. of samples received	: 3
Site	: ----			No. of samples analysed	: 3

This report may not be reproduced except with prior written approval from the testing laboratory.

Hong Kong Accreditation Service (HKAS) has accedited this laboratory (ALS Technichem (HK) Pty Ltd) under Hong Kong Laboratory Accreditation Scheme (HOKLAS) for specific laboratory activities as listed in the HOKLAS Directory of Accredited Laboratories. The results shown in this certificate were determined by this laboratory in accordance with its terms of accreditation.

This document has been electronically signed by those names that appear on this report and are the authorised signatories. Electronic signing has been carried out in compliance with procedures specified in the Electronic Transactions Ordinance of Hong Kong, Chapter 553, Section 6.

Signatories	*Position*	*Authorised results for*
Anh Ngoc Huynh	Senior Chemist - Organics	Organics
Ng Chun Hoi, Michael	Chemist - Inorganics	Inorganics
Wong Wing, Kenneth	Assistant Supervisor - Metals	Inorganics

General Comments

This report supersedes any previous report(s) with this reference. Results apply to the sample(s) as submitted. All pages of this report have been checked and approved for release. When sampling time information is not provided by the client, sampling dates are shown without a time component. In these instances, the time component has been assumed by the laboratory for processing purposes. The completion date of analysis is: 07-AUG-2013

Key: LOR = Limit of reporting; CAS Number = CAS registry number from database maintained by Chemical Abstracts Services. The Chemical Abstracts Service is a division of the American Chemical Society.

Specific comments for Work Order: **HK1320502**

Project Name: Demolition of Building and Structures in the Proposed Kennedy Town Comprehensive Development Area Site.

Sample(s) were received in a chilled condition.

Water sample(s) analysed and reported on an as received basis.

Soil sample(s) analysed on an as received basis. Result(s) reported on a dry weight basis.

Water sample(s) were filtered prior to dissolved metal analysis.

Soil sample(s) as received, digested by In-house method E-ASTM D3974-09 based on ASTM D3974-09, prior to determination of metals.

Analytical Results

Sub-Matrix: **SOIL**

Compound	CAS Number	LOR	Unit	Client sample ID: BD2 1.5M-3.0M Client sampling date / time: 30-JUL-2013 10:00 HK1320502-001	Client sample ID: BD2 4.5M-6.0M Client sampling date / time: 30-JUL-2013 16:00 HK1320502-002			
EA/ED: Physical and Aggregate Properties								
EA055: Moisture Content (dried @ 103°C)	----	0.1	%	**17.8**	**13.7**			
EG: Metals and Major Cations								
EG020: Cadmium	7440-43-9	0.2	mg/kg	**0.5**	<0.2			
EG020: Copper	7440-50-8	1	mg/kg	**72**	**2**			
EG020: Lead	7439-92-1	1	mg/kg	**280**	**11**			
EG020: Zinc	7440-66-6	1	mg/kg	**574**	**71**			
EG036: Mercury	7439-97-6	0.2	mg/kg	**7.9**	<0.2			
EG049: Trivalent Chromium	16065-83-1	1	mg/kg	**11**	**4**			
EG3060: Hexavalent Chromium	18540-29-9	1	mg/kg	<1	<1			
EP-076A: Polycyclic Aromatic Hydrocarbons (PAHs)								
Naphthalene	91-20-3	0.500	mg/kg	<0.500	<0.500			
Acenaphthylene	208-96-8	0.500	mg/kg	<0.500	<0.500			
Acenaphthene	83-32-9	0.500	mg/kg	<0.500	<0.500			
Fluorene	86-73-7	0.500	mg/kg	<0.500	<0.500			
Phenanthrene	85-01-8	0.500	mg/kg	**2.05**	<0.500			
Anthracene	120-12-7	0.500	mg/kg	**0.534**	<0.500			
Fluoranthene	206-44-0	0.500	mg/kg	**3.88**	<0.500			
Pyrene	129-00-0	0.500	mg/kg	**4.27**	<0.500			
Benz(a)anthracene	56-55-3	0.500	mg/kg	**1.82**	<0.500			
Chrysene	218-01-9	0.500	mg/kg	**1.98**	<0.500			
Benzo(b)fluoranthene	205-99-2	0.500	mg/kg	**2.69**	<0.500			
Benzo(k)fluoranthene	207-08-9	0.500	mg/kg	**0.840**	<0.500			
Benzo(a)pyrene	50-32-8	0.500	mg/kg	**2.18**	<0.500			
Indeno(1.2.3.cd)pyrene	193-39-5	0.500	mg/kg	**1.72**	<0.500			
Dibenz(a.h)anthracene	53-70-3	0.500	mg/kg	<0.500	<0.500			
Benzo(g.h.i)perylene	191-24-2	0.500	mg/kg	**1.74**	<0.500			
EP-076B: Phenol, Hexachlorobenzene and Bis(2-ethylhexyl) Phthalate								
Phenol	108-95-2	0.50	mg/kg	<0.50	<0.50			
Hexachlorobenzene (HCB)	118-74-1	0.200	mg/kg	<0.200	<0.200			
Bis(2-ethylhexyl)phthalate	117-81-7	5.00	mg/kg	<5.00	<5.00			
EP-071HK_SR: Total Petroleum Hydrocarbons (TPH)								
C6 - C8 Fraction	----	5	mg/kg	<5	<5			
C9 - C16 Fraction	----	200	mg/kg	<200	<200			
C17 - C35 Fraction	----	500	mg/kg	<500	<500			
EP-074_SR-A: Monocyclic Aromatic Hydrocarbons (MAH)								
Benzene	71-43-2	0.2	mg/kg	<0.2	<0.2			

Sub-Matrix: **SOIL**

Compound	CAS Number	LOR	Unit	Client sample ID: BD2 1.5M-3.0M Client sampling date / time: 30-JUL-2013 10:00 HK1320502-001	BD2 4.5M-6.0M 30-JUL-2013 16:00 HK1320502-002			
EP-074_SR-A: Monocyclic Aromatic Hydrocarbons (MAH) - Continued								
Toluene	108-88-3	0.5	mg/kg	<0.5	<0.5			
Ethylbenzene	100-41-4	0.5	mg/kg	<0.5	<0.5			
meta- & para-Xylene	108-38-3 106-42-3	1.0	mg/kg	<1.0	<1.0			
ortho-Xylene	95-47-6	0.5	mg/kg	<0.5	<0.5			
Xylenes (Total)	----	2.0	mg/kg	<2.0	<2.0			
EP-076S: Polycyclic Aromatics Hydrocarbons (PAHs) Surrogates								Surrogate control limits listed at end of this report.
2-Fluorobiphenyl	321-60-8	0.1	%	**95.6**	**74.2**			
4-Terphenyl-d14	1718-51-0	0.1	%	**107**	**64.5**			
EP-080_SRS: TPH(Volatile)/BTEX Surrogate								Surrogate control limits listed at end of this report.
Dibromofluoromethane	1868-53-7	0.1	%	**91.3**	**92.7**			
Toluene-D8	2037-26-5	0.1	%	**97.4**	**96.8**			
4-Bromofluorobenzene	460-00-4	0.1	%	**100**	**101**			
EP-074_SR-S: VOC Surrogates								Surrogate control limits listed at end of this report.
Dibromofluoromethane	1868-53-7	0.1	%	**91.3**	**92.7**			
Toluene-D8	2037-26-5	0.1	%	**97.4**	**96.8**			
4-Bromofluorobenzene	460-00-4	0.1	%	**100**	**101**			

Sub-Matrix: **WATER**

Compound	CAS Number	LOR	Unit	Client sample ID: TRIP BLANK Client sampling date / time: 30-JUL-2013 16:00 HK1320502-003
EG: Metals and Major Cations - Filtered				
EG020: Cadmium	7440-43-9	0.2	µg/L	<0.2
EG020: Copper	7440-50-8	1	µg/L	<1
EG020: Lead	7439-92-1	1	µg/L	<1
EG020: Zinc	7440-66-6	10	µg/L	<10
EG036: Mercury	7439-97-6	0.05	µg/L	<0.05
EG049: Trivalent Chromium	16065-83-1	20	µg/L	<20
EG050: Hexavalent Chromium	18540-29-9	20	µg/L	<20
EP-076A: Polycyclic Aromatic Hydrocarbons (PAHs)				
Naphthalene	91-20-3	2.0	µg/L	<2.0
Acenaphthylene	208-96-8	2.0	µg/L	<2.0
Acenaphthene	83-32-9	2.0	µg/L	<2.0
Fluorene	86-73-7	2.0	µg/L	<2.0
Phenanthrene	85-01-8	2.0	µg/L	<2.0
Anthracene	120-12-7	2.0	µg/L	<2.0
Fluoranthene	206-44-0	2.0	µg/L	<2.0
Pyrene	129-00-0	2.0	µg/L	<2.0
Benz(a)anthracene	56-55-3	2.0	µg/L	<2.0
Chrysene	218-01-9	1.0	µg/L	<1.0
Benzo(b)fluoranthene	205-99-2	1.0	µg/L	<1.0
Benzo(k)fluoranthene	207-08-9	1.0	µg/L	<1.0
Benzo(a)pyrene	50-32-8	2.0	µg/L	<2.0
Indeno(1.2.3.cd)pyrene	193-39-5	2.0	µg/L	<2.0
Dibenz(a.h)anthracene	53-70-3	2.0	µg/L	<2.0
Benzo(g.h.i)perylene	191-24-2	2.0	µg/L	<2.0
EP-076B: Phenol, Hexachlorobenzene and Bis(2-ethylhexyl) Phthalate				
Phenol	108-95-2	2.0	µg/L	<2.0
Hexachlorobenzene (HCB)	118-74-1	4.0	µg/L	<4.0
Bis(2-ethylhexyl)phthalate	117-81-7	10.0	µg/L	<10.0
EP-071HK_SR: Total Petroleum Hydrocarbons (TPH)				
C6 - C8 Fraction	----	20	µg/L	<20
C9 - C16 Fraction	----	500	µg/L	<500
C17 - C35 Fraction	----	500	µg/L	<500
EP-074_SR-A: Monocyclic Aromatic Hydrocarbons (MAH)				
Benzene	71-43-2	5.0	µg/L	<5.0
Toluene	108-88-3	5.0	µg/L	<5.0
Ethylbenzene	100-41-4	5.0	µg/L	<5.0
meta- & para-Xylene	108-38-3 106-42-3	10	µg/L	<10
ortho-Xylene	95-47-6	5.0	µg/L	<5.0
Xylenes (Total)	----	20	µg/L	<20

Sub-Matrix: **WATER**			*Client sample ID*	**TRIP BLANK**				
			Client sampling date / time	30-JUL-2013 16:00				
Compound	*CAS Number*	*LOR*	*Unit*	**HK1320502-003**				
EP-076S: Polycyclic Aromatics Hydrocarbons (PAHs) Surrogates								Surrogate control limits listed at end of this report.
2-Fluorobiphenyl	321-60-8	0.1	%	**72.8**				
4-Terphenyl-d14	1718-51-0	0.1	%	**101**				
EP-080_SRS: TPH(Volatile)/BTEX Surrogate								Surrogate control limits listed at end of this report.
Dibromofluoromethane	1868-53-7	0.1	%	**90.1**				
Toluene-D8	2037-26-5	0.1	%	**97.2**				
4-Bromofluorobenzene	460-00-4	0.1	%	**99.6**				
EP-074_SR-S: VOC Surrogates								Surrogate control limits listed at end of this report.
Dibromofluoromethane	1868-53-7	0.1	%	**90.1**				
Toluene-D8	2037-26-5	0.1	%	**97.2**				
4-Bromofluorobenzene	460-00-4	0.1	%	**99.6**				

Laboratory Duplicate (DUP) Report

Matrix: SOIL

Laboratory sample ID	Client sample ID	Method: Compound	CAS Number	Laboratory Duplicate (DUP) Report				
				LOR	Unit	Original Result	Duplicate Result	RPD (%)
EA/ED: Physical and Aggregate Properties (QC Lot: 2994026)								
HK1320374-001	Anonymous	EA055: Moisture Content (dried @ 103°C)	----	0.1	%	52.5	52.5	0.0
HK1320632-001	Anonymous	EA055: Moisture Content (dried @ 103°C)	----	0.1	%	22.7	23.2	2.1
EG: Metals and Major Cations (QC Lot: 2995988)								
HK1320348-001	Anonymous	EG020: Cadmium	7440-43-9	0.2	mg/kg	12.4	11.1	11.2
		EG020: Copper	7440-50-8	1	mg/kg	14	14	0.0
		EG020: Lead	7439-92-1	1	mg/kg	22	22	0.0
		EG020: Zinc	7440-66-6	1	mg/kg	780	878	11.9
HK1320656-002	Anonymous	EG020: Cadmium	7440-43-9	0.2	mg/kg	0.3	0.3	0.0
		EG020: Copper	7440-50-8	1	mg/kg	1	1	0.0
		EG020: Lead	7439-92-1	1	mg/kg	61	54	12.6
		EG020: Zinc	7440-66-6	1	mg/kg	105	108	3.1
EG: Metals and Major Cations (QC Lot: 2995993)								
HK1320656-002	Anonymous	EG036: Mercury	7439-97-6	0.2	mg/kg	<0.2	<0.2	0.0
EG: Metals and Major Cations (QC Lot: 2995994)								
HK1320348-001	Anonymous	EG3060: Hexavalent Chromium	18540-29-9	0.5	mg/kg	<0.5	<0.5	0.0
EP-076A: Polycyclic Aromatic Hydrocarbons (PAHs) (QC Lot: 2993724)								
HK1320624-001	Anonymous	Fluoranthene	206-44-0	150	µg/kg	<150	<150	0.0
		Pyrene	129-00-0	150	µg/kg	<150	<150	0.0
		Benz(a)anthracene	56-55-3	150	µg/kg	<150	<150	0.0
		Chrysene	218-01-9	150	µg/kg	<150	<150	0.0
		Benzo(b)fluoranthene	205-99-2	150	µg/kg	<150	<150	0.0
		Benzo(k)fluoranthene	207-08-9	150	µg/kg	<150	<150	0.0
		Benzo(a)pyrene	50-32-8	150	µg/kg	<150	<150	0.0
		Indeno(1.2.3.cd)pyrene	193-39-5	150	µg/kg	<150	<150	0.0
		Dibenz(a.h)anthracene	53-70-3	150	µg/kg	<150	<150	0.0
		Benzo(g.h.i)perylene	191-24-2	150	µg/kg	<150	<150	0.0
		Naphthalene	91-20-3	50	µg/kg	<50	<50	0.0
		Acenaphthylene	208-96-8	50	µg/kg	<50	<50	0.0
		Acenaphthene	83-32-9	50	µg/kg	<50	<50	0.0
		Fluorene	86-73-7	50	µg/kg	<50	<50	0.0
		Phenanthrene	85-01-8	50	µg/kg	<50	<50	0.0
		Anthracene	120-12-7	50	µg/kg	<50	<50	0.0
EP-076B: Phenol, Hexachlorobenzene and Bis(2-ethylhexyl) Phthalate (QC Lot: 2993724)								
HK1320624-001	Anonymous	Bis(2-ethylhexyl)phthalate	117-81-7	1000	µg/kg	<1000	<1000	0.0
		Hexachlorobenzene (HCB)	118-74-1	50	µg/kg	<50	<50	0.0
		Phenol	108-95-2	500	µg/kg	<500	<500	0.0
EP-071HK_SR: Total Petroleum Hydrocarbons (TPH) (QC Lot: 2991402)								
HK1320497-002	Anonymous	C9 - C16 Fraction	----	200	mg/kg	<200	<200	0.0
		C17 - C35 Fraction	----	500	mg/kg	<500	<500	0.0

Matrix: SOIL

Laboratory sample ID	Client sample ID	Method: Compound	CAS Number	Laboratory Duplicate (DUP) Report				
				LOR	Unit	Original Result	Duplicate Result	RPD (%)
EP-071HK_SR: Total Petroleum Hydrocarbons (TPH) (QC Lot: 2991405)								
HK1320497-002	Anonymous	**C6 - C8 Fraction**	----	5	mg/kg	<5	<5	0.0
EP-074_SR-A: Monocyclic Aromatic Hydrocarbons (MAH) (QC Lot: 2991406)								
HK1320497-002	Anonymous	**Benzene**	71-43-2	0.2	mg/kg	<0.2	<0.2	0.0
		Toluene	108-88-3	0.5	mg/kg	<0.5	<0.5	0.0
		Ethylbenzene	100-41-4	0.5	mg/kg	<0.5	<0.5	0.0
		ortho-Xylene	95-47-6	0.5	mg/kg	<0.5	<0.5	0.0
		meta- & para-Xylene	108-38-3 106-42-3	1.0	mg/kg	<1.0	<1.0	0.0
		Xylenes (Total)	----	2.0	mg/kg	<2.0	<2.0	0.0

Matrix: WATER

Laboratory sample ID	Client sample ID	Method: Compound	CAS Number	Laboratory Duplicate (DUP) Report				
				LOR	Unit	Original Result	Duplicate Result	RPD (%)
EG: Metals and Major Cations - Filtered (QC Lot: 2995749)								
HK1320663-002	Anonymous	**EG036: Mercury**	7439-97-6	0.05	µg/L	<0.05	<0.05	0.0
EG: Metals and Major Cations - Filtered (QC Lot: 2995750)								
HK1320663-002	Anonymous	**EG020: Cadmium**	7440-43-9	0.2	µg/L	<0.2	<0.2	0.0
		EG020: Copper	7440-50-8	1	µg/L	<1	<1	0.0
		EG020: Lead	7439-92-1	1	µg/L	<1	<1	0.0
		EG020: Zinc	7440-66-6	10	µg/L	<10	<10	0.0
EG: Metals and Major Cations - Filtered (QC Lot: 2995751)								
HK1320502-003	TRIP BLANK	**EG050: Hexavalent Chromium**	18540-29-9	20	µg/L	<20	<20	0.0
EP-071HK_SR: Total Petroleum Hydrocarbons (TPH) (QC Lot: 2991612)								
HK1320468-001	Anonymous	**C6 - C8 Fraction**	----	20.0	mg/L	<20.0	<20.0	0.0
EP-074_SR-A: Monocyclic Aromatic Hydrocarbons (MAH) (QC Lot: 2989876)								
HK1320269-001	Anonymous	**Benzene**	71-43-2	0.5	µg/L	<0.5	<0.5	0.0
		Toluene	108-88-3	0.5	µg/L	<0.5	<0.5	0.0
		Ethylbenzene	100-41-4	0.5	µg/L	<0.5	<0.5	0.0
		ortho-Xylene	95-47-6	0.5	µg/L	<0.5	<0.5	0.0
		meta- & para-Xylene	108-38-3 106-42-3	1	µg/L	<1	<1	0.0
		Xylenes (Total)	----	2	µg/L	<2	<2	0.0

Method Blank (MB), Laboratory Control Spike (LCS) and Laboratory Control Spike Duplicate (DCS) Report

Matrix: SOIL

Method: Compound	CAS Number	Method Blank (MB) Report			Laboratory Control Spike (LCS) and Laboratory Control Spike Duplicate (DCS) Report						
					Spike Concentration	Spike Recovery (%)		Recovery Limits (%)		RPD (%)	
		LOR	Unit	Result		LCS	DCS	Low	High	Value	Control Limit
EG: Metals and Major Cations (QC Lot: 2995988)											
EG020: Cadmium	7440-43-9	0.2	mg/kg	<0.2	5 mg/kg	96.8	----	86	110	----	----
EG020: Copper	7440-50-8	1	mg/kg	<1	5 mg/kg	91.6	----	85	109	----	----
EG020: Lead	7439-92-1	1	mg/kg	<1	5 mg/kg	93.4	----	84	106	----	----
EG020: Zinc	7440-66-6	1	mg/kg	<1	5 mg/kg	97.5	----	82	126	----	----

Matrix: SOIL

Method: Compound	CAS Number	Method Blank (MB) Report			Laboratory Control Spike (LCS) and Laboratory Control Spike Duplicate (DCS) Report						
					Spike Concentration	Spike Recovery (%)		Recovery Limits (%)		RPD (%)	
		LOR	Unit	Result		LCS	DCS	Low	High	Value	Control Limit
EG: Metals and Major Cations (QC Lot: 2995993)											
EG036: Mercury	7439-97-6	0.02	mg/kg	<0.02	0.1 mg/kg	88.8	----	80	112	----	----
EG: Metals and Major Cations (QC Lot: 2995994)											
EG3060: Hexavalent Chromium	18540-29-9	0.5	mg/kg	<0.5	40 mg/kg	113	----	85	115	----	----
EP-076A: Polycyclic Aromatic Hydrocarbons (PAHs) (QC Lot: 2993724)											
Naphthalene	91-20-3	25	µg/kg	----	25 µg/kg	84.4	----	63	117	----	----
				<50	----	----	----	----	----	----	----
Acenaphthylene	208-96-8	25	µg/kg	----	25 µg/kg	74.6	----	54	119	----	----
				<50	----	----	----	----	----	----	----
Acenaphthene	83-32-9	25	µg/kg	----	25 µg/kg	83.2	----	59	122	----	----
				<50	----	----	----	----	----	----	----
Fluorene	86-73-7	25	µg/kg	----	25 µg/kg	87.5	----	60	126	----	----
				<50	----	----	----	----	----	----	----
Phenanthrene	85-01-8	50	µg/kg	<50	----	----	----	----	----	----	----
				----	25 µg/kg	92.1	----	60	127	----	----
Anthracene	120-12-7	50	µg/kg	<50	----	----	----	----	----	----	----
				----	25 µg/kg	94.8	----	56	124	----	----
Fluoranthene	206-44-0	25	µg/kg	----	25 µg/kg	96.4	----	61	132	----	----
				<50	----	----	----	----	----	----	----
Pyrene	129-00-0	50	µg/kg	<50	----	----	----	----	----	----	----
				----	25 µg/kg	96.7	----	61	133	----	----
Benz(a)anthracene	56-55-3	50	µg/kg	<50	----	----	----	----	----	----	----
				----	25 µg/kg	96.0	----	57	124	----	----
Chrysene	218-01-9	50	µg/kg	<50	----	----	----	----	----	----	----
				----	25 µg/kg	84.8	----	60	128	----	----
Benzo(b)fluoranthene	205-99-2	25	µg/kg	----	25 µg/kg	94.0	----	48	135	----	----
				<50	----	----	----	----	----	----	----
Benzo(k)fluoranthene	207-08-9	25	µg/kg	----	25 µg/kg	71.0	----	58	133	----	----
				<50	----	----	----	----	----	----	----
Benzo(a)pyrene	50-32-8	25	µg/kg	----	25 µg/kg	81.1	----	50	124	----	----
				<50	----	----	----	----	----	----	----
Indeno(1.2.3.cd)pyrene	193-39-5	50	µg/kg	<50	----	----	----	----	----	----	----
				----	25 µg/kg	89.1	----	48	134	----	----
Dibenz(a.h)anthracene	53-70-3	50	µg/kg	<50	----	----	----	----	----	----	----
				----	25 µg/kg	97.7	----	50	137	----	----
Benzo(g.h.i)perylene	191-24-2	25	µg/kg	----	25 µg/kg	91.4	----	55	140	----	----
				<50	----	----	----	----	----	----	----
EP-076B: Phenol, Hexachlorobenzene and Bis(2-ethylhexyl) Phthalate (QC Lot: 2993724)											
Phenol	108-95-2	25	µg/kg	----	25 µg/kg	89.6	----	24	141	----	----
				<500	----	----	----	----	----	----	----
Hexachlorobenzene (HCB)	118-74-1	25	µg/kg	----	25 µg/kg	85.4	----	63	129	----	----
				<50	----	----	----	----	----	----	----

Matrix: SOIL

Method: Compound	CAS Number	Method Blank (MB) Report LOR	Unit	Result	Laboratory Control Spike (LCS) and Laboratory Control Spike Duplicate (DCS) Report: Spike Concentration	Spike Recovery (%) LCS	Spike Recovery (%) DCS	Recovery Limits (%) Low	Recovery Limits (%) High	RPD (%) Value	RPD (%) Control Limit
EP-076B: Phenol, Hexachlorobenzene and Bis(2-ethylhexyl) Phthalate (QC Lot: 2993724) - Continued											
Bis(2-ethylhexyl)phthalate	117-81-7	25	µg/kg	---- <1000	25 µg/kg ----	96.0 ----	---- ----	61 ----	163 ----	---- ----	---- ----
EP-071HK_SR: Total Petroleum Hydrocarbons (TPH) (QC Lot: 2991402)											
C9 - C16 Fraction	----	200	mg/kg	<200	32 mg/kg	64.9	----	53	104	----	----
C17 - C35 Fraction	----	500	mg/kg	<500	90 mg/kg	49.1	----	43	99	----	----
EP-071HK_SR: Total Petroleum Hydrocarbons (TPH) (QC Lot: 2991405)											
C6 - C8 Fraction	----	5	mg/kg	<5	4.5 mg/kg	88.7	----	69	139	----	----
EP-074_SR-A: Monocyclic Aromatic Hydrocarbons (MAH) (QC Lot: 2991406)											
Benzene	71-43-2	0.1	mg/kg	<0.1	0.25 mg/kg	83.9	----	71	112	----	----
Toluene	108-88-3	0.2	mg/kg	<0.2	0.25 mg/kg	81.1	----	77	108	----	----
Ethylbenzene	100-41-4	0.2	mg/kg	<0.2	0.25 mg/kg	82.9	----	80	109	----	----
meta- & para-Xylene	108-38-3 106-42-3	0.4	mg/kg	<0.4	0.50 mg/kg	105	----	86	105	----	----
ortho-Xylene	95-47-6	0.2	mg/kg	<0.2	0.25 mg/kg	84.7	----	82	106	----	----
Xylenes (Total)	----	1.0	mg/kg	<1.0	0.75 mg/kg	98.0	----	86	104	----	----

Matrix: WATER

Method: Compound	CAS Number	Method Blank (MB) Report LOR	Unit	Result	Laboratory Control Spike (LCS) and Laboratory Control Spike Duplicate (DCS) Report: Spike Concentration	Spike Recovery (%) LCS	Spike Recovery (%) DCS	Recovery Limits (%) Low	Recovery Limits (%) High	RPD (%) Value	RPD (%) Control Limit
EG: Metals and Major Cations - Filtered (QC Lot: 2995749)											
EG036: Mercury	7439-97-6	0.05	µg/L	<0.05	0.2 µg/L	110	----	80	116	----	----
EG: Metals and Major Cations - Filtered (QC Lot: 2995750)											
EG020: Cadmium	7440-43-9	0.2	µg/L	<0.2	100 µg/L	94.5	----	78	112	----	----
EG020: Copper	7440-50-8	1	µg/L	<1	100 µg/L	91.9	----	79	113	----	----
EG020: Lead	7439-92-1	1	µg/L	<1	100 µg/L	93.3	----	81	109	----	----
EG020: Zinc	7440-66-6	10	µg/L	<10	100 µg/L	88.0	----	73	121	----	----
EG: Metals and Major Cations - Filtered (QC Lot: 2995751)											
EG050: Hexavalent Chromium	18540-29-9	20	µg/L	<20	100 µg/L	103	----	85	115	----	----
EP-076: Polycyclic Aromatics Hydrocarbons (PAHs) (QC Lot: 2994060)											
Naphthalene	91-20-3	0.2	µg/L	<0.2	0.5 µg/L	85.1	----	54	110	----	----
Acenaphthylene	208-96-8	0.2	µg/L	<0.2	0.5 µg/L	68.1	----	54	103	----	----
Acenaphthene	83-32-9	0.2	µg/L	<0.2	0.5 µg/L	70.5	----	56	102	----	----
Fluorene	86-73-7	0.2	µg/L	<0.2	0.5 µg/L	75.4	----	50	105	----	----
Phenanthrene	85-01-8	0.2	µg/L	<0.2	0.5 µg/L	76.3	----	53	106	----	----
Anthracene	120-12-7	0.2	µg/L	<0.2	0.5 µg/L	62.7	----	54	107	----	----
Fluoranthene	206-44-0	0.2	µg/L	<0.2	0.5 µg/L	81.0	----	63	118	----	----
Pyrene	129-00-0	0.2	µg/L	<0.2	0.5 µg/L	84.8	----	67	120	----	----
Benz(a)anthracene	56-55-3	0.2	µg/L	<0.2	0.5 µg/L	101	----	57	117	----	----
Chrysene	218-01-9	0.2	µg/L	<0.2	0.5 µg/L	99.3	----	61	123	----	----

Matrix: WATER

Method: Compound	CAS Number	Method Blank (MB) Report			Laboratory Control Spike (LCS) and Laboratory Control Spike Duplicate (DCS) Report					
					Spike Concentration	Spike Recovery (%)		Recovery Limits (%)		RPD (%)	
		LOR	Unit	Result		LCS	DCS	Low	High	Value	Control Limit
EP-076: Polycyclic Aromatics Hydrocarbons (PAHs) (QC Lot: 2994060) - Continued											
Benzo(b)fluoranthene	205-99-2	0.2	µg/L	<0.2	0.5 µg/L	98.6	----	55	112	----	----
Benzo(k)fluoranthene	207-08-9	0.2	µg/L	<0.2	0.5 µg/L	98.1	----	59	119	----	----
Benzo(a)pyrene	50-32-8	0.2	µg/L	<0.2	0.5 µg/L	92.2	----	62	116	----	----
Indeno(1.2.3.cd)pyrene	193-39-5	0.2	µg/L	<0.2	0.5 µg/L	95.0	----	61	119	----	----
Dibenz(a.h)anthracene	53-70-3	0.2	µg/L	<0.2	0.5 µg/L	82.2	----	64	117	----	----
Benzo(g.h.i)perylene	191-24-2	0.2	µg/L	<0.2	0.5 µg/L	69.3	----	62	119	----	----
EP-076B: Phenol, Hexachlorobenzene and Bis(2-ethylhexyl) Phthalate (QC Lot: 2994060)											
Phenol	108-95-2	5	µg/L	<5.0	0.5 µg/L	68.9	----	45	85	----	----
Hexachlorobenzene (HCB)	118-74-1	5	µg/L	<5.0	0.5 µg/L	75.1	----	45	122	----	----
Bis(2-ethylhexyl)phthalate	117-81-7	10	µg/L	<10.0	0.5 µg/L	102	----	78	137	----	----
EP-071HK_SR: Total Petroleum Hydrocarbons (TPH) (QC Lot: 2989864)											
C9 - C16 Fraction	----	0.5	mg/L	<0.5	0.21 mg/L	46.3	----	12	112	----	----
C17 - C35 Fraction	----	0.5	mg/L	<0.5	0.60 mg/L	40.3	----	4	130	----	----
EP-071HK_SR: Total Petroleum Hydrocarbons (TPH) (QC Lot: 2991612)											
C6 - C8 Fraction	----	0.02	mg/L	<0.02	0.03 mg/L	83.2	----	76	1134	----	----
EP-074_SR-A: Monocyclic Aromatic Hydrocarbons (MAH) (QC Lot: 2989876)											
Benzene	71-43-2	0.5	µg/L	<0.5	2 µg/L	118	----	58	126	----	----
Toluene	108-88-3	0.5	µg/L	<0.5	2 µg/L	110	----	63	124	----	----
Ethylbenzene	100-41-4	0.5	µg/L	<0.5	2 µg/L	114	----	62	123	----	----
meta- & para-Xylene	108-38-3 106-42-3	1	µg/L	<1	4 µg/L	117	----	66	126	----	----
ortho-Xylene	95-47-6	0.5	µg/L	<0.5	2 µg/L	112	----	62	125	----	----
Xylenes (Total)	----	2	µg/L	<2	6 µg/L	115	----	65	126	----	----

Matrix Spike (MS) and Matrix Spike Duplicate (MSD) Report

Matrix: SOIL

Laboratory sample ID	Client sample ID	Method: Compound	CAS Number	Matrix Spike (MS) and Matrix Spike Duplicate (MSD) Report						
				Spike Concentration	Spike Recovery (%)		Recovery Limits (%)		RPD (%)	
					MS	MSD	Low	High	Value	Control Limit
EG: Metals and Major Cations (QC Lot: 2995988)										
HK1320497-002	Anonymous	**EG020: Cadmium**	7440-43-9	5 mg/kg	94.0	----	75	125	----	----
		EG020: Copper	7440-50-8	5 mg/kg	# Not Determined	----	75	125	----	----
		EG020: Lead	7439-92-1	5 mg/kg	# Not Determined	----	75	125	----	----
		EG020: Zinc	7440-66-6	5 mg/kg	# Not Determined	----	75	125	----	----
EG: Metals and Major Cations (QC Lot: 2995993)										
HK1320497-002	Anonymous	**EG036: Mercury**	7439-97-6	0.1 mg/kg	# Not Determined	----	75	125	----	----
EG: Metals and Major Cations (QC Lot: 2995994)										
HK1320345-001	Anonymous	**EG3060: Hexavalent Chromium**	18540-29-9	40 mg/kg	79.8	----	75	125	----	----
EP-071HK_SR: Total Petroleum Hydrocarbons (TPH) (QC Lot: 2991402)										
HK1320497-003	Anonymous	**C9 - C16 Fraction**	----	32 mg/kg	58.0	----	50	130	----	----
		C17 - C35 Fraction	----	90 mg/kg	52.1	----	50	130	----	----
EP-071HK_SR: Total Petroleum Hydrocarbons (TPH) (QC Lot: 2991405)										
HK1320497-003	Anonymous	**C6 - C8 Fraction**	----	4.5 mg/kg	89.0	----	50	130	----	----

Matrix: WATER

Laboratory sample ID	Client sample ID	Method: Compound	CAS Number	Matrix Spike (MS) and Matrix Spike Duplicate (MSD) Report						
				Spike Concentration	Spike Recovery (%)		Recovery Limits (%)		RPD (%)	
					MS	MSD	Low	High	Value	Control Limit
EG: Metals and Major Cations - Filtered (QC Lot: 2995749)										
HK1320663-001	Anonymous	**EG036: Mercury**	7439-97-6	0.2 µg/L	95.5	----	75	125	----	----
EG: Metals and Major Cations - Filtered (QC Lot: 2995750)										
HK1320663-001	Anonymous	**EG020: Cadmium**	7440-43-9	100 µg/L	96.2	----	75	125	----	----
		EG020: Copper	7440-50-8	100 µg/L	90.6	----	75	125	----	----
		EG020: Lead	7439-92-1	100 µg/L	90.3	----	75	125	----	----
		EG020: Zinc	7440-66-6	100 µg/L	92.2	----	75	125	----	----
EG: Metals and Major Cations - Filtered (QC Lot: 2995751)										
HK1320497-006	Anonymous	**EG050: Hexavalent Chromium**	18540-29-9	100 µg/L	94.8	----	75	125	----	----

Surrogate Control Limits

Sub-Matrix: SOIL

Compound	CAS Number	Recovery Limits (%)	
		Low	High
EP-076S: Polycyclic Aromatics Hydrocarbons (PAHs) Surrogates			

Sub-Matrix: SOIL

Compound	CAS Number	Recovery Limits (%) Low	High
EP-076S: Polycyclic Aromatics Hydrocarbons (PAHs) Surrogates - Continued			
2-Fluorobiphenyl	321-60-8	50	130
4-Terphenyl-d14	1718-51-0	50	130
EP-080_SRS: TPH(Volatile)/BTEX Surrogate			
Dibromofluoromethane	1868-53-7	80	120
Toluene-D8	2037-26-5	81	117
4-Bromofluorobenzene	460-00-4	74	121
EP-074_SR-S: VOC Surrogates			
Dibromofluoromethane	1868-53-7	80	120
Toluene-D8	2037-26-5	81	117
4-Bromofluorobenzene	460-00-4	74	121

Sub-Matrix: WATER

Compound	CAS Number	Recovery Limits (%) Low	High
EP-076S: Polycyclic Aromatics Hydrocarbons (PAHs) Surrogates			
2-Fluorobiphenyl	321-60-8	50	130
4-Terphenyl-d14	1718-51-0	50	130
EP-080_SRS: TPH(Volatile)/BTEX Surrogate			
Dibromofluoromethane	1868-53-7	86	118
Toluene-D8	2037-26-5	88	110
4-Bromofluorobenzene	460-00-4	86	115
EP-074_SR-S: VOC Surrogates			
Dibromofluoromethane	1868-53-7	86	118
Toluene-D8	2037-26-5	88	110
4-Bromofluorobenzene	460-00-4	86	115

ALS Technichem (HK) Pty Ltd

ALS Laboratory Group
ANALYTICAL CHEMISTRY & TESTING SERVICES

HOKLAS 066 TEST

CERTIFICATE OF ANALYSIS

Client	: CIVIL ENGINEERING AND DEVELOPMENT DEPARTMENT	Laboratory	: ALS Technichem HK Pty Ltd	Page	: 1 of 13
Contact	: MR SUN NG	Contact	: Fung Lim Chee, Richard	Work Order	: HK1320656
Address	: GEOTECHNICAL PROJECTS DIVISION, GEOTECHNICAL ENGINEERING OFFICE, 23/F., KWUN TONG VIEW, 410 KWUN TONG ROAD, KOWLOON, HONG KONG	Address	: 11/F., Chung Shun Knitting Centre, 1 - 3 Wing Yip Street, Kwai Chung, N.T., Hong Kong		
E-mail	: sunng@cedd.gov.hk	E-mail	: Richard.Fung@alsglobal.com		
Telephone	: ----	Telephone	: +852 2610 1044		
Facsimile	: ----	Facsimile	: +852 2610 2021		
Project	: DEMOLITION OF BUILDING AND STRUCTURES IN THE PROPOSED KENNEDY TOWN COMPREHENSIVE DEVELOPMENT AREA	Quote number	: ----	Date Samples Received	: 31-JUL-2013
Order number	: GE/2012/24.08			Issue Date	: 15-AUG-2013
C-O-C number	: H028453			No. of samples received	: 4
Site	: ----			No. of samples analysed	: 4

This report may not be reproduced except with prior written approval from the testing laboratory.

Hong Kong Accreditation Service (HKAS) has accedited this laboratory (ALS Technichem (HK) Pty Ltd) under Hong Kong Laboratory Accreditation Scheme (HOKLAS) for specific laboratory activities as listed in the HOKLAS Directory of Accredited Laboratories. The results shown in this certificate were determined by this laboratory in accordance with its terms of accreditation.

This document has been electronically signed by those names that appear on this report and are the authorised signatories. Electronic signing has been carried out in compliance with procedures specified in the Electronic Transactions Ordinance of Hong Kong, Chapter 553, Section 6.

Signatories	*Position*	*Authorised results for*
Anh Ngoc Huynh	Senior Chemist - Organics	Organics
Ng Chun Hoi, Michael	Chemist - Inorganics	Inorganics
Wong Wing, Kenneth	Assistant Supervisor - Metals	Inorganics

General Comments

This report supersedes any previous report(s) with this reference. Results apply to the sample(s) as submitted. All pages of this report have been checked and approved for release. When sampling time information is not provided by the client, sampling dates are shown without a time component. In these instances, the time component has been assumed by the laboratory for processing purposes. The completion date of analysis is: 07-AUG-2013

Key: LOR = Limit of reporting; CAS Number = CAS registry number from database maintained by Chemical Abstracts Services. The Chemical Abstracts Service is a division of the American Chemical Society.

Specific comments for Work Order: **HK1320656**

Project Name: Demolition of Building and Structures in the Proposed Kennedy Town Comprehensive Development Area Site.

Sample(s) were received in a chilled condition.

Water sample(s) analysed and reported on an as received basis.

Soil sample(s) analysed on an as received basis. Result(s) reported on a dry weight basis.

Water sample(s) were filtered prior to dissolved metal analysis.

Soil sample(s) as received, digested by In-house method E-ASTM D3974-09 based on ASTM D3974-09, prior to determination of metals.

Analytical Results

Sub-Matrix: **SOIL**

Compound	CAS Number	LOR	Unit	Client sample ID: BD2 6.0M-7.5M Client sampling date / time: 31-JUL-2013 09:30 HK1320656-001	Client sample ID: BD2 7.5M-9.0M Client sampling date / time: 31-JUL-2013 11:00 HK1320656-002			
EA/ED: Physical and Aggregate Properties								
EA055: Moisture Content (dried @ 103°C)	----	0.1	%	**25.3**	**31.3**			
EG: Metals and Major Cations								
EG020: Cadmium	7440-43-9	0.2	mg/kg	<0.2	**0.3**			
EG020: Copper	7440-50-8	1	mg/kg	**2**	**1**			
EG020: Lead	7439-92-1	1	mg/kg	**14**	**61**			
EG020: Zinc	7440-66-6	1	mg/kg	**97**	**105**			
EG036: Mercury	7439-97-6	0.2	mg/kg	<0.2	<0.2			
EG049: Trivalent Chromium	16065-83-1	1	mg/kg	**2**	**2**			
EG3060: Hexavalent Chromium	18540-29-9	1	mg/kg	<1	<1			
EP-076A: Polycyclic Aromatic Hydrocarbons (PAHs)								
Naphthalene	91-20-3	0.500	mg/kg	<0.500	<0.500			
Acenaphthylene	208-96-8	0.500	mg/kg	<0.500	<0.500			
Acenaphthene	83-32-9	0.500	mg/kg	<0.500	<0.500			
Fluorene	86-73-7	0.500	mg/kg	<0.500	<0.500			
Phenanthrene	85-01-8	0.500	mg/kg	<0.500	<0.500			
Anthracene	120-12-7	0.500	mg/kg	<0.500	<0.500			
Fluoranthene	206-44-0	0.500	mg/kg	<0.500	<0.500			
Pyrene	129-00-0	0.500	mg/kg	<0.500	<0.500			
Benz(a)anthracene	56-55-3	0.500	mg/kg	<0.500	<0.500			
Chrysene	218-01-9	0.500	mg/kg	<0.500	<0.500			
Benzo(b)fluoranthene	205-99-2	0.500	mg/kg	<0.500	<0.500			
Benzo(k)fluoranthene	207-08-9	0.500	mg/kg	<0.500	<0.500			
Benzo(a)pyrene	50-32-8	0.500	mg/kg	<0.500	<0.500			
Indeno(1.2.3.cd)pyrene	193-39-5	0.500	mg/kg	<0.500	<0.500			
Dibenz(a.h)anthracene	53-70-3	0.500	mg/kg	<0.500	<0.500			
Benzo(g.h.i)perylene	191-24-2	0.500	mg/kg	<0.500	<0.500			
EP-076B: Phenol, Hexachlorobenzene and Bis(2-ethylhexyl) Phthalate								
Phenol	108-95-2	0.50	mg/kg	<0.50	<0.50			
Hexachlorobenzene (HCB)	118-74-1	0.200	mg/kg	<0.200	<0.200			
Bis(2-ethylhexyl)phthalate	117-81-7	5.00	mg/kg	<5.00	<5.00			
EP-071HK_SR: Total Petroleum Hydrocarbons (TPH)								
C6 - C8 Fraction	----	5	mg/kg	<5	<5			
C9 - C16 Fraction	----	200	mg/kg	<200	<200			
C17 - C35 Fraction	----	500	mg/kg	<500	<500			
EP-074_SR-A: Monocyclic Aromatic Hydrocarbons (MAH)								
Benzene	71-43-2	0.2	mg/kg	<0.2	<0.2			

Sub-Matrix: **SOIL**

Compound	CAS Number	LOR	Unit	Client sample ID: BD2 6.0M-7.5M Client sampling date / time: 31-JUL-2013 09:30 HK1320656-001	BD2 7.5M-9.0M 31-JUL-2013 11:00 HK1320656-002			
EP-074_SR-A: Monocyclic Aromatic Hydrocarbons (MAH) - Continued								
Toluene	108-88-3	0.5	mg/kg	<0.5	<0.5			
Ethylbenzene	100-41-4	0.5	mg/kg	<0.5	<0.5			
meta- & para-Xylene	108-38-3 106-42-3	1.0	mg/kg	<1.0	<1.0			
ortho-Xylene	95-47-6	0.5	mg/kg	<0.5	<0.5			
Xylenes (Total)	----	2.0	mg/kg	<2.0	<2.0			
EP-076S: Polycyclic Aromatics Hydrocarbons (PAHs) Surrogates								Surrogate control limits listed at end of this report.
2-Fluorobiphenyl	321-60-8	0.1	%	**67.1**	**74.7**			
4-Terphenyl-d14	1718-51-0	0.1	%	**80.4**	**61.6**			
EP-080_SRS: TPH(Volatile)/BTEX Surrogate								Surrogate control limits listed at end of this report.
Dibromofluoromethane	1868-53-7	0.1	%	**90.9**	**93.3**			
Toluene-D8	2037-26-5	0.1	%	**97.6**	**97.5**			
4-Bromofluorobenzene	460-00-4	0.1	%	**99.8**	**101**			
EP-074_SR-S: VOC Surrogates								Surrogate control limits listed at end of this report.
Dibromofluoromethane	1868-53-7	0.1	%	**90.9**	**93.3**			
Toluene-D8	2037-26-5	0.1	%	**97.6**	**97.5**			
4-Bromofluorobenzene	460-00-4	0.1	%	**99.8**	**101**			

Sub-Matrix: **WATER**

Compound	CAS Number	LOR	Unit	Client sample ID: BD2 7.5M-9.0M GROUND WATER	TRIP BLANK			
				Client sampling date / time: 31-JUL-2013 14:30	31-JUL-2013 14:30			
				HK1320656-003	HK1320656-004			
EG: Metals and Major Cations - Filtered								
EG020: Cadmium	7440-43-9	0.2	µg/L	----	<0.2			
EG020: Copper	7440-50-8	1	µg/L	----	<1			
EG020: Lead	7439-92-1	1	µg/L	----	<1			
EG020: Zinc	7440-66-6	10	µg/L	----	<10			
EG036: Mercury	7439-97-6	0.05	µg/L	<0.05	<0.05			
EG049: Trivalent Chromium	16065-83-1	20	µg/L	----	<20			
EG050: Hexavalent Chromium	18540-29-9	20	µg/L	----	<20			
EP-076A: Polycyclic Aromatic Hydrocarbons (PAHs)								
Naphthalene	91-20-3	2.0	µg/L	<2.0	<2.0			
Acenaphthylene	208-96-8	2.0	µg/L	<2.0	<2.0			
Acenaphthene	83-32-9	2.0	µg/L	<2.0	<2.0			
Fluorene	86-73-7	2.0	µg/L	<2.0	<2.0			
Phenanthrene	85-01-8	2.0	µg/L	<2.0	<2.0			
Anthracene	120-12-7	2.0	µg/L	<2.0	<2.0			
Fluoranthene	206-44-0	2.0	µg/L	<2.0	<2.0			
Pyrene	129-00-0	2.0	µg/L	<2.0	<2.0			
Benz(a)anthracene	56-55-3	2.0	µg/L	----	<2.0			
Chrysene	218-01-9	1.0	µg/L	<1.0	<1.0			
Benzo(b)fluoranthene	205-99-2	1.0	µg/L	<1.0	<1.0			
Benzo(k)fluoranthene	207-08-9	1.0	µg/L	----	<1.0			
Benzo(a)pyrene	50-32-8	2.0	µg/L	----	<2.0			
Indeno(1.2.3.cd)pyrene	193-39-5	2.0	µg/L	----	<2.0			
Dibenz(a.h)anthracene	53-70-3	2.0	µg/L	----	<2.0			
Benzo(g.h.i)perylene	191-24-2	2.0	µg/L	----	<2.0			
EP-076B: Phenol, Hexachlorobenzene and Bis(2-ethylhexyl) Phthalate								
Phenol	108-95-2	2.0	µg/L	----	<2.0			
Hexachlorobenzene (HCB)	118-74-1	4.0	µg/L	<4.0	<4.0			
Bis(2-ethylhexyl)phthalate	117-81-7	10.0	µg/L	----	<10.0			
EP-071HK_SR: Total Petroleum Hydrocarbons (TPH)								
C6 - C8 Fraction	----	20	µg/L	<20	<20			
C9 - C16 Fraction	----	500	µg/L	<500	<500			
C17 - C35 Fraction	----	500	µg/L	<500	<500			
EP-074_SR-A: Monocyclic Aromatic Hydrocarbons (MAH)								
Benzene	71-43-2	5.0	µg/L	<5.0	<5.0			
Toluene	108-88-3	5.0	µg/L	<5.0	<5.0			
Ethylbenzene	100-41-4	5.0	µg/L	<5.0	<5.0			
meta- & para-Xylene	108-38-3 106-42-3	10	µg/L	<10	<10			

Sub-Matrix: **WATER**			*Client sample ID*	**BD2 7.5M-9.0M GROUND WATER**	**TRIP BLANK**			
			Client sampling date / time	31-JUL-2013 14:30	31-JUL-2013 14:30			
Compound	*CAS Number*	*LOR*	*Unit*	**HK1320656-003**	**HK1320656-004**			
EP-074_SR-A: Monocyclic Aromatic Hydrocarbons (MAH) - Continued								
ortho-Xylene	95-47-6	5.0	µg/L	<5.0	<5.0			
Xylenes (Total)	----	20	µg/L	<20	<20			
EP-076S: Polycyclic Aromatics Hydrocarbons (PAHs) Surrogates								Surrogate control limits listed at end of this report.
2-Fluorobiphenyl	321-60-8	0.1	%	**61.6**	**81.8**			
4-Terphenyl-d14	1718-51-0	0.1	%	**98.7**	**95.0**			
EP-080_SRS: TPH(Volatile)/BTEX Surrogate								Surrogate control limits listed at end of this report.
Dibromofluoromethane	1868-53-7	0.1	%	**94.0**	**94.9**			
Toluene-D8	2037-26-5	0.1	%	**97.9**	**98.3**			
4-Bromofluorobenzene	460-00-4	0.1	%	**102**	**103**			
EP-074_SR-S: VOC Surrogates								Surrogate control limits listed at end of this report.
Dibromofluoromethane	1868-53-7	0.1	%	**94.0**	**94.9**			
Toluene-D8	2037-26-5	0.1	%	**97.9**	**98.3**			
4-Bromofluorobenzene	460-00-4	0.1	%	**102**	**103**			

Laboratory Duplicate (DUP) Report

Matrix: SOIL

Laboratory sample ID	Client sample ID	Method: Compound	CAS Number	Laboratory Duplicate (DUP) Report				
				LOR	Unit	Original Result	Duplicate Result	RPD (%)
EA/ED: Physical and Aggregate Properties (QC Lot: 2994026)								
HK1320374-001	Anonymous	EA055: Moisture Content (dried @ 103°C)	----	0.1	%	52.5	52.5	0.0
HK1320632-001	Anonymous	EA055: Moisture Content (dried @ 103°C)	----	0.1	%	22.7	23.2	2.1
EG: Metals and Major Cations (QC Lot: 2995988)								
HK1320348-001	Anonymous	EG020: Cadmium	7440-43-9	0.2	mg/kg	12.4	11.1	11.2
		EG020: Copper	7440-50-8	1	mg/kg	14	14	0.0
		EG020: Lead	7439-92-1	1	mg/kg	22	22	0.0
		EG020: Zinc	7440-66-6	1	mg/kg	780	878	11.9
HK1320656-002	BD2 7.5M-9.0M	EG020: Cadmium	7440-43-9	0.2	mg/kg	0.3	0.3	0.0
		EG020: Copper	7440-50-8	1	mg/kg	1	1	0.0
		EG020: Lead	7439-92-1	1	mg/kg	61	54	12.6
		EG020: Zinc	7440-66-6	1	mg/kg	105	108	3.1
EG: Metals and Major Cations (QC Lot: 2995993)								
HK1320656-002	BD2 7.5M-9.0M	EG036: Mercury	7439-97-6	0.2	mg/kg	<0.2	<0.2	0.0
EG: Metals and Major Cations (QC Lot: 2995994)								
HK1320348-001	Anonymous	EG3060: Hexavalent Chromium	18540-29-9	0.5	mg/kg	<0.5	<0.5	0.0
EP-076A: Polycyclic Aromatic Hydrocarbons (PAHs) (QC Lot: 2993724)								
HK1320624-001	Anonymous	Fluoranthene	206-44-0	150	µg/kg	<150	<150	0.0
		Pyrene	129-00-0	150	µg/kg	<150	<150	0.0
		Benz(a)anthracene	56-55-3	150	µg/kg	<150	<150	0.0
		Chrysene	218-01-9	150	µg/kg	<150	<150	0.0
		Benzo(b)fluoranthene	205-99-2	150	µg/kg	<150	<150	0.0
		Benzo(k)fluoranthene	207-08-9	150	µg/kg	<150	<150	0.0
		Benzo(a)pyrene	50-32-8	150	µg/kg	<150	<150	0.0
		Indeno(1.2.3.cd)pyrene	193-39-5	150	µg/kg	<150	<150	0.0
		Dibenz(a.h)anthracene	53-70-3	150	µg/kg	<150	<150	0.0
		Benzo(g.h.i)perylene	191-24-2	150	µg/kg	<150	<150	0.0
		Naphthalene	91-20-3	50	µg/kg	<50	<50	0.0
		Acenaphthylene	208-96-8	50	µg/kg	<50	<50	0.0
		Acenaphthene	83-32-9	50	µg/kg	<50	<50	0.0
		Fluorene	86-73-7	50	µg/kg	<50	<50	0.0
		Phenanthrene	85-01-8	50	µg/kg	<50	<50	0.0
		Anthracene	120-12-7	50	µg/kg	<50	<50	0.0
EP-076B: Phenol, Hexachlorobenzene and Bis(2-ethylhexyl) Phthalate (QC Lot: 2993724)								
HK1320624-001	Anonymous	Bis(2-ethylhexyl)phthalate	117-81-7	1000	µg/kg	<1000	<1000	0.0
		Hexachlorobenzene (HCB)	118-74-1	50	µg/kg	<50	<50	0.0
		Phenol	108-95-2	500	µg/kg	<500	<500	0.0
EP-071HK_SR: Total Petroleum Hydrocarbons (TPH) (QC Lot: 2991402)								
HK1320497-002	Anonymous	C9 - C16 Fraction	----	200	mg/kg	<200	<200	0.0
		C17 - C35 Fraction	----	500	mg/kg	<500	<500	0.0

Matrix: SOIL

Laboratory sample ID	Client sample ID	Method: Compound	CAS Number	Laboratory Duplicate (DUP) Report				
				LOR	Unit	Original Result	Duplicate Result	RPD (%)
EP-071HK_SR: Total Petroleum Hydrocarbons (TPH) (QC Lot: 2991405)								
HK1320497-002	Anonymous	**C6 - C8 Fraction**	----	5	mg/kg	<5	<5	0.0
EP-074_SR-A: Monocyclic Aromatic Hydrocarbons (MAH) (QC Lot: 2991406)								
HK1320497-002	Anonymous	**Benzene**	71-43-2	0.2	mg/kg	<0.2	<0.2	0.0
		Toluene	108-88-3	0.5	mg/kg	<0.5	<0.5	0.0
		Ethylbenzene	100-41-4	0.5	mg/kg	<0.5	<0.5	0.0
		ortho-Xylene	95-47-6	0.5	mg/kg	<0.5	<0.5	0.0
		meta- & para-Xylene	108-38-3 106-42-3	1.0	mg/kg	<1.0	<1.0	0.0
		Xylenes (Total)	----	2.0	mg/kg	<2.0	<2.0	0.0

Matrix: WATER

Laboratory sample ID	Client sample ID	Method: Compound	CAS Number	Laboratory Duplicate (DUP) Report				
				LOR	Unit	Original Result	Duplicate Result	RPD (%)
EG: Metals and Major Cations - Filtered (QC Lot: 2995749)								
HK1320663-002	Anonymous	**EG036: Mercury**	7439-97-6	0.05	µg/L	<0.05	<0.05	0.0
EG: Metals and Major Cations - Filtered (QC Lot: 2995750)								
HK1320663-002	Anonymous	**EG020: Cadmium**	7440-43-9	0.2	µg/L	<0.2	<0.2	0.0
		EG020: Copper	7440-50-8	1	µg/L	<1	<1	0.0
		EG020: Lead	7439-92-1	1	µg/L	<1	<1	0.0
		EG020: Zinc	7440-66-6	10	µg/L	<10	<10	0.0
EG: Metals and Major Cations - Filtered (QC Lot: 2995751)								
HK1320502-003	Anonymous	**EG050: Hexavalent Chromium**	18540-29-9	20	µg/L	<20	<20	0.0
EP-071HK_SR: Total Petroleum Hydrocarbons (TPH) (QC Lot: 2991612)								
HK1320468-001	Anonymous	**C6 - C8 Fraction**	----	20.0	mg/L	<20.0	<20.0	0.0
EP-074_SR-A: Monocyclic Aromatic Hydrocarbons (MAH) (QC Lot: 2989876)								
HK1320269-001	Anonymous	**Benzene**	71-43-2	0.5	µg/L	<0.5	<0.5	0.0
		Toluene	108-88-3	0.5	µg/L	<0.5	<0.5	0.0
		Ethylbenzene	100-41-4	0.5	µg/L	<0.5	<0.5	0.0
		ortho-Xylene	95-47-6	0.5	µg/L	<0.5	<0.5	0.0
		meta- & para-Xylene	108-38-3 106-42-3	1	µg/L	<1	<1	0.0
		Xylenes (Total)	----	2	µg/L	<2	<2	0.0

Method Blank (MB), Laboratory Control Spike (LCS) and Laboratory Control Spike Duplicate (DCS) Report

Matrix: SOIL

Method: Compound	CAS Number	Method Blank (MB) Report			Laboratory Control Spike (LCS) and Laboratory Control Spike Duplicate (DCS) Report						
					Spike Concentration	Spike Recovery (%)		Recovery Limits (%)		RPD (%)	
		LOR	Unit	Result		LCS	DCS	Low	High	Value	Control Limit
EG: Metals and Major Cations (QC Lot: 2995988)											
EG020: Cadmium	7440-43-9	0.2	mg/kg	<0.2	5 mg/kg	96.8	----	86	110	----	----
EG020: Copper	7440-50-8	1	mg/kg	<1	5 mg/kg	91.6	----	85	109	----	----
EG020: Lead	7439-92-1	1	mg/kg	<1	5 mg/kg	93.4	----	84	106	----	----
EG020: Zinc	7440-66-6	1	mg/kg	<1	5 mg/kg	97.5	----	82	126	----	----

Matrix: SOIL

Method: Compound	CAS Number	Method Blank (MB) Report			Laboratory Control Spike (LCS) and Laboratory Control Spike Duplicate (DCS) Report						
					Spike Concentration	Spike Recovery (%)		Recovery Limits (%)		RPD (%)	
		LOR	Unit	Result		LCS	DCS	Low	High	Value	Control Limit
EG: Metals and Major Cations (QC Lot: 2995993)											
EG036: Mercury	7439-97-6	0.02	mg/kg	<0.02	0.1 mg/kg	88.8	----	80	112	----	----
EG: Metals and Major Cations (QC Lot: 2995994)											
EG3060: Hexavalent Chromium	18540-29-9	0.5	mg/kg	<0.5	40 mg/kg	113	----	85	115	----	----
EP-076A: Polycyclic Aromatic Hydrocarbons (PAHs) (QC Lot: 2993724)											
Naphthalene	91-20-3	25	µg/kg	----	25 µg/kg	84.4	----	63	117	----	----
				<50	----	----	----	----	----	----	----
Acenaphthylene	208-96-8	25	µg/kg	----	25 µg/kg	74.6	----	54	119	----	----
				<50	----	----	----	----	----	----	----
Acenaphthene	83-32-9	25	µg/kg	----	25 µg/kg	83.2	----	59	122	----	----
				<50	----	----	----	----	----	----	----
Fluorene	86-73-7	25	µg/kg	----	25 µg/kg	87.5	----	60	126	----	----
				<50	----	----	----	----	----	----	----
Phenanthrene	85-01-8	50	µg/kg	<50	----	----	----	----	----	----	----
				----	25 µg/kg	92.1	----	60	127	----	----
Anthracene	120-12-7	50	µg/kg	<50	----	----	----	----	----	----	----
				----	25 µg/kg	94.8	----	56	124	----	----
Fluoranthene	206-44-0	25	µg/kg	----	25 µg/kg	96.4	----	61	132	----	----
				<50	----	----	----	----	----	----	----
Pyrene	129-00-0	50	µg/kg	<50	----	----	----	----	----	----	----
				----	25 µg/kg	96.7	----	61	133	----	----
Benz(a)anthracene	56-55-3	50	µg/kg	<50	----	----	----	----	----	----	----
				----	25 µg/kg	96.0	----	57	124	----	----
Chrysene	218-01-9	50	µg/kg	<50	----	----	----	----	----	----	----
				----	25 µg/kg	84.8	----	60	128	----	----
Benzo(b)fluoranthene	205-99-2	25	µg/kg	----	25 µg/kg	94.0	----	48	135	----	----
				<50	----	----	----	----	----	----	----
Benzo(k)fluoranthene	207-08-9	25	µg/kg	----	25 µg/kg	71.0	----	58	133	----	----
				<50	----	----	----	----	----	----	----
Benzo(a)pyrene	50-32-8	25	µg/kg	----	25 µg/kg	81.1	----	50	124	----	----
				<50	----	----	----	----	----	----	----
Indeno(1.2.3.cd)pyrene	193-39-5	50	µg/kg	<50	----	----	----	----	----	----	----
				----	25 µg/kg	89.1	----	48	134	----	----
Dibenz(a.h)anthracene	53-70-3	50	µg/kg	<50	----	----	----	----	----	----	----
				----	25 µg/kg	97.7	----	50	137	----	----
Benzo(g.h.i)perylene	191-24-2	25	µg/kg	----	25 µg/kg	91.4	----	55	140	----	----
				<50	----	----	----	----	----	----	----
EP-076B: Phenol, Hexachlorobenzene and Bis(2-ethylhexyl) Phthalate (QC Lot: 2993724)											
Phenol	108-95-2	25	µg/kg	----	25 µg/kg	89.6	----	24	141	----	----
				<500	----	----	----	----	----	----	----
Hexachlorobenzene (HCB)	118-74-1	25	µg/kg	----	25 µg/kg	85.4	----	63	129	----	----
				<50	----	----	----	----	----	----	----

Matrix: SOIL

Method: Compound	CAS Number	Method Blank (MB) Report LOR	Unit	Result	Laboratory Control Spike (LCS) and Laboratory Control Spike Duplicate (DCS) Report: Spike Concentration	Spike Recovery (%) LCS	Spike Recovery (%) DCS	Recovery Limits (%) Low	Recovery Limits (%) High	RPD (%) Value	RPD (%) Control Limit
EP-076B: Phenol, Hexachlorobenzene and Bis(2-ethylhexyl) Phthalate (QC Lot: 2993724) - Continued											
Bis(2-ethylhexyl)phthalate	117-81-7	25	µg/kg	---- <1000	25 µg/kg ----	96.0 ----	---- ----	61 ----	163 ----	---- ----	---- ----
EP-071HK_SR: Total Petroleum Hydrocarbons (TPH) (QC Lot: 2991402)											
C9 - C16 Fraction	----	200	mg/kg	<200	32 mg/kg	64.9	----	53	104	----	----
C17 - C35 Fraction	----	500	mg/kg	<500	90 mg/kg	49.1	----	43	99	----	----
EP-071HK_SR: Total Petroleum Hydrocarbons (TPH) (QC Lot: 2991405)											
C6 - C8 Fraction	----	5	mg/kg	<5	4.5 mg/kg	88.7	----	69	139	----	----
EP-074_SR-A: Monocyclic Aromatic Hydrocarbons (MAH) (QC Lot: 2991406)											
Benzene	71-43-2	0.1	mg/kg	<0.1	0.25 mg/kg	83.9	----	71	112	----	----
Toluene	108-88-3	0.2	mg/kg	<0.2	0.25 mg/kg	81.1	----	77	108	----	----
Ethylbenzene	100-41-4	0.2	mg/kg	<0.2	0.25 mg/kg	82.9	----	80	109	----	----
meta- & para-Xylene	108-38-3 106-42-3	0.4	mg/kg	<0.4	0.50 mg/kg	105	----	86	105	----	----
ortho-Xylene	95-47-6	0.2	mg/kg	<0.2	0.25 mg/kg	84.7	----	82	106	----	----
Xylenes (Total)	----	1.0	mg/kg	<1.0	0.75 mg/kg	98.0	----	86	104	----	----

Matrix: WATER

Method: Compound	CAS Number	Method Blank (MB) Report LOR	Unit	Result	Laboratory Control Spike (LCS) and Laboratory Control Spike Duplicate (DCS) Report: Spike Concentration	Spike Recovery (%) LCS	Spike Recovery (%) DCS	Recovery Limits (%) Low	Recovery Limits (%) High	RPD (%) Value	RPD (%) Control Limit
EG: Metals and Major Cations - Filtered (QC Lot: 2995749)											
EG036: Mercury	7439-97-6	0.05	µg/L	<0.05	0.2 µg/L	110	----	80	116	----	----
EG: Metals and Major Cations - Filtered (QC Lot: 2995750)											
EG020: Cadmium	7440-43-9	0.2	µg/L	<0.2	100 µg/L	94.5	----	78	112	----	----
EG020: Copper	7440-50-8	1	µg/L	<1	100 µg/L	91.9	----	79	113	----	----
EG020: Lead	7439-92-1	1	µg/L	<1	100 µg/L	93.3	----	81	109	----	----
EG020: Zinc	7440-66-6	10	µg/L	<10	100 µg/L	88.0	----	73	121	----	----
EG: Metals and Major Cations - Filtered (QC Lot: 2995751)											
EG050: Hexavalent Chromium	18540-29-9	20	µg/L	<20	100 µg/L	103	----	85	115	----	----
EP-076: Polycyclic Aromatics Hydrocarbons (PAHs) (QC Lot: 2994060)											
Naphthalene	91-20-3	0.2	µg/L	<0.2	0.5 µg/L	85.1	----	54	110	----	----
Acenaphthylene	208-96-8	0.2	µg/L	<0.2	0.5 µg/L	68.1	----	54	103	----	----
Acenaphthene	83-32-9	0.2	µg/L	<0.2	0.5 µg/L	70.5	----	56	102	----	----
Fluorene	86-73-7	0.2	µg/L	<0.2	0.5 µg/L	75.4	----	50	105	----	----
Phenanthrene	85-01-8	0.2	µg/L	<0.2	0.5 µg/L	76.3	----	53	106	----	----
Anthracene	120-12-7	0.2	µg/L	<0.2	0.5 µg/L	62.7	----	54	107	----	----
Fluoranthene	206-44-0	0.2	µg/L	<0.2	0.5 µg/L	81.0	----	63	118	----	----
Pyrene	129-00-0	0.2	µg/L	<0.2	0.5 µg/L	84.8	----	67	120	----	----
Benz(a)anthracene	56-55-3	0.2	µg/L	<0.2	0.5 µg/L	101	----	57	117	----	----
Chrysene	218-01-9	0.2	µg/L	<0.2	0.5 µg/L	99.3	----	61	123	----	----

Matrix: WATER

Method: Compound	CAS Number	Method Blank (MB) Report			Laboratory Control Spike (LCS) and Laboratory Control Spike Duplicate (DCS) Report					
					Spike Concentration	Spike Recovery (%)		Recovery Limits (%)		RPD (%)	
		LOR	Unit	Result		LCS	DCS	Low	High	Value	Control Limit
EP-076: Polycyclic Aromatics Hydrocarbons (PAHs) (QC Lot: 2994060) - Continued											
Benzo(b)fluoranthene	205-99-2	0.2	µg/L	<0.2	0.5 µg/L	98.6	----	55	112	----	----
Benzo(k)fluoranthene	207-08-9	0.2	µg/L	<0.2	0.5 µg/L	98.1	----	59	119	----	----
Benzo(a)pyrene	50-32-8	0.2	µg/L	<0.2	0.5 µg/L	92.2	----	62	116	----	----
Indeno(1.2.3.cd)pyrene	193-39-5	0.2	µg/L	<0.2	0.5 µg/L	95.0	----	61	119	----	----
Dibenz(a.h)anthracene	53-70-3	0.2	µg/L	<0.2	0.5 µg/L	82.2	----	64	117	----	----
Benzo(g.h.i)perylene	191-24-2	0.2	µg/L	<0.2	0.5 µg/L	69.3	----	62	119	----	----
EP-076B: Phenol, Hexachlorobenzene and Bis(2-ethylhexyl) Phthalate (QC Lot: 2994060)											
Phenol	108-95-2	5	µg/L	<5.0	0.5 µg/L	68.9	----	45	85	----	----
Hexachlorobenzene (HCB)	118-74-1	5	µg/L	<5.0	0.5 µg/L	75.1	----	45	122	----	----
Bis(2-ethylhexyl)phthalate	117-81-7	10	µg/L	<10.0	0.5 µg/L	102	----	78	137	----	----
EP-071HK_SR: Total Petroleum Hydrocarbons (TPH) (QC Lot: 2989864)											
C9 - C16 Fraction	----	0.5	mg/L	<0.5	0.21 mg/L	46.3	----	12	112	----	----
C17 - C35 Fraction	----	0.5	mg/L	<0.5	0.60 mg/L	40.3	----	4	130	----	----
EP-071HK_SR: Total Petroleum Hydrocarbons (TPH) (QC Lot: 2991612)											
C6 - C8 Fraction	----	0.02	mg/L	<0.02	0.03 mg/L	83.2	----	76	1134	----	----
EP-074_SR-A: Monocyclic Aromatic Hydrocarbons (MAH) (QC Lot: 2989876)											
Benzene	71-43-2	0.5	µg/L	<0.5	2 µg/L	118	----	58	126	----	----
Toluene	108-88-3	0.5	µg/L	<0.5	2 µg/L	110	----	63	124	----	----
Ethylbenzene	100-41-4	0.5	µg/L	<0.5	2 µg/L	114	----	62	123	----	----
meta- & para-Xylene	108-38-3 106-42-3	1	µg/L	<1	4 µg/L	117	----	66	126	----	----
ortho-Xylene	95-47-6	0.5	µg/L	<0.5	2 µg/L	112	----	62	125	----	----
Xylenes (Total)	----	2	µg/L	<2	6 µg/L	115	----	65	126	----	----

Matrix Spike (MS) and Matrix Spike Duplicate (MSD) Report

Matrix: SOIL

Laboratory sample ID	Client sample ID	Method: Compound	CAS Number	Matrix Spike (MS) and Matrix Spike Duplicate (MSD) Report						
				Spike Concentration	Spike Recovery (%)		Recovery Limits (%)		RPD (%)	
					MS	MSD	Low	High	Value	Control Limit
EG: Metals and Major Cations (QC Lot: 2995988)										
HK1320497-002	Anonymous	EG020: Cadmium	7440-43-9	5 mg/kg	94.0	----	75	125	----	----
		EG020: Copper	7440-50-8	5 mg/kg	# Not Determined	----	75	125	----	----
		EG020: Lead	7439-92-1	5 mg/kg	# Not Determined	----	75	125	----	----
		EG020: Zinc	7440-66-6	5 mg/kg	# Not Determined	----	75	125	----	----
EG: Metals and Major Cations (QC Lot: 2995993)										
HK1320497-002	Anonymous	EG036: Mercury	7439-97-6	0.1 mg/kg	# Not Determined	----	75	125	----	----
EG: Metals and Major Cations (QC Lot: 2995994)										
HK1320345-001	Anonymous	EG3060: Hexavalent Chromium	18540-29-9	40 mg/kg	79.8	----	75	125	----	----
EP-071HK_SR: Total Petroleum Hydrocarbons (TPH) (QC Lot: 2991402)										
HK1320497-003	Anonymous	C9 - C16 Fraction	----	32 mg/kg	58.0	----	50	130	----	----
		C17 - C35 Fraction	----	90 mg/kg	52.1	----	50	130	----	----
EP-071HK_SR: Total Petroleum Hydrocarbons (TPH) (QC Lot: 2991405)										
HK1320497-003	Anonymous	C6 - C8 Fraction	----	4.5 mg/kg	89.0	----	50	130	----	----

Matrix: WATER

Laboratory sample ID	Client sample ID	Method: Compound	CAS Number	Matrix Spike (MS) and Matrix Spike Duplicate (MSD) Report						
				Spike Concentration	Spike Recovery (%)		Recovery Limits (%)		RPD (%)	
					MS	MSD	Low	High	Value	Control Limit
EG: Metals and Major Cations - Filtered (QC Lot: 2995749)										
HK1320663-001	Anonymous	EG036: Mercury	7439-97-6	0.2 µg/L	95.5	----	75	125	----	----
EG: Metals and Major Cations - Filtered (QC Lot: 2995750)										
HK1320663-001	Anonymous	EG020: Cadmium	7440-43-9	100 µg/L	96.2	----	75	125	----	----
		EG020: Copper	7440-50-8	100 µg/L	90.6	----	75	125	----	----
		EG020: Lead	7439-92-1	100 µg/L	90.3	----	75	125	----	----
		EG020: Zinc	7440-66-6	100 µg/L	92.2	----	75	125	----	----
EG: Metals and Major Cations - Filtered (QC Lot: 2995751)										
HK1320497-006	Anonymous	EG050: Hexavalent Chromium	18540-29-9	100 µg/L	94.8	----	75	125	----	----

Surrogate Control Limits

Sub-Matrix: SOIL

Compound	CAS Number	Recovery Limits (%)	
		Low	High
EP-076S: Polycyclic Aromatics Hydrocarbons (PAHs) Surrogates			

Sub-Matrix: SOIL

Compound	CAS Number	Recovery Limits (%) Low	High
EP-076S: Polycyclic Aromatics Hydrocarbons (PAHs) Surrogates - Continued			
2-Fluorobiphenyl	321-60-8	50	130
4-Terphenyl-d14	1718-51-0	50	130
EP-080_SRS: TPH(Volatile)/BTEX Surrogate			
Dibromofluoromethane	1868-53-7	80	120
Toluene-D8	2037-26-5	81	117
4-Bromofluorobenzene	460-00-4	74	121
EP-074_SR-S: VOC Surrogates			
Dibromofluoromethane	1868-53-7	80	120
Toluene-D8	2037-26-5	81	117
4-Bromofluorobenzene	460-00-4	74	121

Sub-Matrix: WATER

Compound	CAS Number	Recovery Limits (%) Low	High
EP-076S: Polycyclic Aromatics Hydrocarbons (PAHs) Surrogates			
2-Fluorobiphenyl	321-60-8	50	130
4-Terphenyl-d14	1718-51-0	50	130
EP-080_SRS: TPH(Volatile)/BTEX Surrogate			
Dibromofluoromethane	1868-53-7	86	118
Toluene-D8	2037-26-5	88	110
4-Bromofluorobenzene	460-00-4	86	115
EP-074_SR-S: VOC Surrogates			
Dibromofluoromethane	1868-53-7	86	118
Toluene-D8	2037-26-5	88	110
4-Bromofluorobenzene	460-00-4	86	115

ALS Technichem (HK) Pty Ltd

ALS Laboratory Group
ANALYTICAL CHEMISTRY & TESTING SERVICES

HOKLAS 066 TEST

CERTIFICATE OF ANALYSIS

Client	: CIVIL ENGINEERING AND DEVELOPMENT DEPARTMENT	Laboratory	: ALS Technichem HK Pty Ltd	Page	: 1 of 13
Contact	: MR SUN NG	Contact	: Fung Lim Chee, Richard	Work Order	: HK1320963
Address	: GEOTECHNICAL PROJECTS DIVISION, GEOTECHNICAL ENGINEERING OFFICE, 23/F., KWUN TONG VIEW, 410 KWUN TONG ROAD, KOWLOON, HONG KONG	Address	: 11/F., Chung Shun Knitting Centre, 1 - 3 Wing Yip Street, Kwai Chung, N.T., Hong Kong		
E-mail	: sunng@cedd.gov.hk	E-mail	: Richard.Fung@alsglobal.com		
Telephone	: ----	Telephone	: +852 2610 1044		
Facsimile	: ----	Facsimile	: +852 2610 2021		
Project	: DEMOLITION OF BUILDING AND STRUCTURES IN THE PROPOSED KENNEDY TOWN COMPREHENSIVE DEVELOPMENT AREA	Quote number	: ----	Date Samples Received	: 02-AUG-2013
Order number	: GE/2012/24.08			Issue Date	: 20-AUG-2013
C-O-C number	: H028451			No. of samples received	: 6
Site	: ----			No. of samples analysed	: 6

This report may not be reproduced except with prior written approval from the testing laboratory.

Hong Kong Accreditation Service (HKAS) has accedited this laboratory (ALS Technichem (HK) Pty Ltd) under Hong Kong Laboratory Accreditation Scheme (HOKLAS) for specific laboratory activities as listed in the HOKLAS Directory of Accredited Laboratories. The results shown in this certificate were determined by this laboratory in accordance with its terms of accreditation.

This document has been electronically signed by those names that appear on this report and are the authorised signatories. Electronic signing has been carried out in compliance with procedures specified in the Electronic Transactions Ordinance of Hong Kong, Chapter 553, Section 6.

Signatories	*Position*	*Authorised results for*
Anh Ngoc Huynh	Senior Chemist - Organics	Organics
Ng Chun Hoi, Michael	Chemist - Inorganics	Inorganics
Wong Wing, Kenneth	Assistant Supervisor - Metals	Inorganics

General Comments

This report supersedes any previous report(s) with this reference. Results apply to the sample(s) as submitted. All pages of this report have been checked and approved for release. When sampling time information is not provided by the client, sampling dates are shown without a time component. In these instances, the time component has been assumed by the laboratory for processing purposes. The completion date of analysis is: 16-AUG-2013

Key: LOR = Limit of reporting; CAS Number = CAS registry number from database maintained by Chemical Abstracts Services. The Chemical Abstracts Service is a division of the American Chemical Society.

Specific comments for Work Order: **HK1320963**

Project Name: Demolition of Building and Structures in the Proposed Kennedy Town Comprehensive Development Area Site.

Sample(s) were received in a chilled condition.

Water sample(s) analysed and reported on an as received basis.

Soil sample(s) analysed on an as received basis. Result(s) reported on a dry weight basis.

Water sample(s) were filtered prior to dissolved metal analysis.

Soil sample(s) as received, digested by In-house method E-ASTM D3974-09 based on ASTM D3974-09, prior to determination of metals.

Analytical Results

Sub-Matrix: **SOIL**

Compound	CAS Number	LOR	Unit	Client sample ID: BD4 0.5M-1.5M QC SAMPLE	BD4 1.5M-3.0M	BD4 3.0M-4.5M		
				Client sampling date / time: 02-AUG-2013 11:00	02-AUG-2013 14:00	02-AUG-2013 16:00		
				HK1320963-003	HK1320963-004	HK1320963-005		
EA/ED: Physical and Aggregate Properties								
EA055: Moisture Content (dried @ 103°C)	----	0.1	%	**15.4**	**19.9**	**18.4**		
EG: Metals and Major Cations								
EG020: Cadmium	7440-43-9	0.2	mg/kg	**0.8**	**1.5**	**0.5**		
EG020: Copper	7440-50-8	1	mg/kg	**109**	**109**	**82**		
EG020: Lead	7439-92-1	1	mg/kg	**240**	**990**	**191**		
EG020: Zinc	7440-66-6	1	mg/kg	**427**	**1170**	**453**		
EG036: Mercury	7439-97-6	0.2	mg/kg	**0.6**	**6.9**	**1.9**		
EG049: Trivalent Chromium	16065-83-1	1	mg/kg	**5**	**11**	**19**		
EG3060: Hexavalent Chromium	18540-29-9	1	mg/kg	<1	<1	<1		
EP-076A: Polycyclic Aromatic Hydrocarbons (PAHs)								
Naphthalene	91-20-3	0.500	mg/kg	**0.852**	<0.500	<0.500		
Acenaphthylene	208-96-8	0.500	mg/kg	<0.500	<0.500	<0.500		
Acenaphthene	83-32-9	0.500	mg/kg	<0.500	<0.500	<0.500		
Fluorene	86-73-7	0.500	mg/kg	**0.700**	<0.500	<0.500		
Phenanthrene	85-01-8	0.500	mg/kg	**2.57**	**2.99**	<0.500		
Anthracene	120-12-7	0.500	mg/kg	<0.500	<0.500	<0.500		
Fluoranthene	206-44-0	0.500	mg/kg	<0.500	<0.500	<0.500		
Pyrene	129-00-0	0.500	mg/kg	**0.955**	**0.965**	<0.500		
Benz(a)anthracene	56-55-3	0.500	mg/kg	<0.500	<0.500	<0.500		
Chrysene	218-01-9	0.500	mg/kg	<0.500	<0.500	<0.500		
Benzo(b)fluoranthene	205-99-2	0.500	mg/kg	<0.500	<0.500	<0.500		
Benzo(k)fluoranthene	207-08-9	0.500	mg/kg	<0.500	<0.500	<0.500		
Benzo(a)pyrene	50-32-8	0.500	mg/kg	<0.500	<0.500	<0.500		
Indeno(1.2.3.cd)pyrene	193-39-5	0.500	mg/kg	<0.500	<0.500	<0.500		
Dibenz(a.h)anthracene	53-70-3	0.500	mg/kg	<0.500	<0.500	<0.500		
Benzo(g.h.i)perylene	191-24-2	0.500	mg/kg	<0.500	<0.500	<0.500		
EP-076B: Phenol, Hexachlorobenzene and Bis(2-ethylhexyl) Phthalate								
Phenol	108-95-2	0.50	mg/kg	<0.50	<0.50	<0.50		
Hexachlorobenzene (HCB)	118-74-1	0.200	mg/kg	<0.200	<0.200	<0.200		
Bis(2-ethylhexyl)phthalate	117-81-7	5.00	mg/kg	<5.00	<5.00	<5.00		
EP-071HK_SR: Total Petroleum Hydrocarbons (TPH)								
C6 - C8 Fraction	----	5	mg/kg	**15**	**10**	<5		
C9 - C16 Fraction	----	200	mg/kg	**2650**	**2370**	<200		
C17 - C35 Fraction	----	500	mg/kg	**3750**	**3280**	<500		
EP-074_SR-A: Monocyclic Aromatic Hydrocarbons (MAH)								

Sub-Matrix: **SOIL**

Compound	*CAS Number*	*LOR*	*Unit*	*Client sample ID* **BD4 0.5M-1.5M QC SAMPLE**	**BD4 1.5M-3.0M**	**BD4 3.0M-4.5M**		
				Client sampling date / time 02-AUG-2013 11:00	02-AUG-2013 14:00	02-AUG-2013 16:00		
				HK1320963-003	**HK1320963-004**	**HK1320963-005**		
EP-074_SR-A: Monocyclic Aromatic Hydrocarbons (MAH) - Continued								
Benzene	71-43-2	0.2	mg/kg	<0.2	<0.2	<0.2		
Toluene	108-88-3	0.5	mg/kg	<0.5	<0.5	<0.5		
Ethylbenzene	100-41-4	0.5	mg/kg	<0.5	<0.5	<0.5		
meta- & para-Xylene	108-38-3 106-42-3	1.0	mg/kg	<1.0	<1.0	<1.0		
ortho-Xylene	95-47-6	0.5	mg/kg	<0.5	<0.5	<0.5		
Xylenes (Total)	----	2.0	mg/kg	<2.0	<2.0	<2.0		
EP-076S: Polycyclic Aromatics Hydrocarbons (PAHs) Surrogates								Surrogate control limits listed at end of this report.
2-Fluorobiphenyl	321-60-8	0.1	%	**60.1**	**62.3**	**87.3**		
4-Terphenyl-d14	1718-51-0	0.1	%	**107**	**102**	**88.0**		
EP-080_SRS: TPH(Volatile)/BTEX Surrogate								Surrogate control limits listed at end of this report.
Dibromofluoromethane	1868-53-7	0.1	%	**90.6**	**94.0**	**94.0**		
Toluene-D8	2037-26-5	0.1	%	**95.8**	**95.7**	**96.3**		
4-Bromofluorobenzene	460-00-4	0.1	%	**105**	**103**	**108**		
EP-074_SR-S: VOC Surrogates								Surrogate control limits listed at end of this report.
Dibromofluoromethane	1868-53-7	0.1	%	**90.6**	**94.0**	**94.0**		
Toluene-D8	2037-26-5	0.1	%	**95.8**	**95.7**	**96.3**		
4-Bromofluorobenzene	460-00-4	0.1	%	**105**	**103**	**108**		

Sub-Matrix: **WATER**

Compound	CAS Number	LOR	Unit	Client sample ID: BD4 0.5M-1.5M FIELD BLANK	BD4 0.5M-1.5M EQUIPMENT BLANK	TRIP BLANK		
				Client sampling date / time: 02-AUG-2013 11:00	02-AUG-2013 11:00	02-AUG-2013 16:00		
				HK1320963-001	HK1320963-002	HK1320963-006		
EG: Metals and Major Cations - Filtered								
EG020: Cadmium	7440-43-9	0.2	µg/L	<0.2	<0.2	<0.2		
EG020: Copper	7440-50-8	1	µg/L	<1	<1	**1**		
EG020: Lead	7439-92-1	1	µg/L	<1	<1	<1		
EG020: Zinc	7440-66-6	10	µg/L	<10	<10	<10		
EG036: Mercury	7439-97-6	0.05	µg/L	<0.05	<0.05	<0.05		
EG049: Trivalent Chromium	16065-83-1	20	µg/L	<20	<20	<20		
EG050: Hexavalent Chromium	18540-29-9	20	µg/L	<20	<20	<20		
EP-076A: Polycyclic Aromatic Hydrocarbons (PAHs)								
Naphthalene	91-20-3	2.0	µg/L	<2.0	<2.0	<2.0		
Acenaphthylene	208-96-8	2.0	µg/L	<2.0	<2.0	<2.0		
Acenaphthene	83-32-9	2.0	µg/L	<2.0	<2.0	<2.0		
Fluorene	86-73-7	2.0	µg/L	<2.0	<2.0	<2.0		
Phenanthrene	85-01-8	2.0	µg/L	<2.0	<2.0	<2.0		
Anthracene	120-12-7	2.0	µg/L	<2.0	<2.0	<2.0		
Fluoranthene	206-44-0	2.0	µg/L	<2.0	<2.0	<2.0		
Pyrene	129-00-0	2.0	µg/L	<2.0	<2.0	<2.0		
Benz(a)anthracene	56-55-3	2.0	µg/L	<2.0	<2.0	<2.0		
Chrysene	218-01-9	1.0	µg/L	<1.0	<1.0	<1.0		
Benzo(b)fluoranthene	205-99-2	1.0	µg/L	<1.0	<1.0	<1.0		
Benzo(k)fluoranthene	207-08-9	1.0	µg/L	<1.0	<1.0	<1.0		
Benzo(a)pyrene	50-32-8	2.0	µg/L	<2.0	<2.0	<2.0		
Indeno(1.2.3.cd)pyrene	193-39-5	2.0	µg/L	<2.0	<2.0	<2.0		
Dibenz(a.h)anthracene	53-70-3	2.0	µg/L	<2.0	<2.0	<2.0		
Benzo(g.h.i)perylene	191-24-2	2.0	µg/L	<2.0	<2.0	<2.0		
EP-076B: Phenol, Hexachlorobenzene and Bis(2-ethylhexyl) Phthalate								
Phenol	108-95-2	2.0	µg/L	<2.0	<2.0	<2.0		
Hexachlorobenzene (HCB)	118-74-1	4.0	µg/L	<4.0	<4.0	<4.0		
Bis(2-ethylhexyl)phthalate	117-81-7	10.0	µg/L	<10.0	<10.0	<10.0		
EP-071HK_SR: Total Petroleum Hydrocarbons (TPH)								
C6 - C8 Fraction	----	20	µg/L	<20	<20	<20		
C9 - C16 Fraction	----	500	µg/L	<500	<500	<500		
C17 - C35 Fraction	----	500	µg/L	<500	<500	<500		
EP-074_SR-A: Monocyclic Aromatic Hydrocarbons (MAH)								
Benzene	71-43-2	5.0	µg/L	<5.0	<5.0	<5.0		
Toluene	108-88-3	5.0	µg/L	<5.0	<5.0	<5.0		
Ethylbenzene	100-41-4	5.0	µg/L	<5.0	<5.0	<5.0		
meta- & para-Xylene	108-38-3 106-42-3	10	µg/L	<10	<10	<10		

Sub-Matrix: **WATER**

Compound	CAS Number	LOR	Unit	Client sample ID: BD4 0.5M-1.5M FIELD BLANK	BD4 0.5M-1.5M EQUIPMENT BLANK	TRIP BLANK		
				Client sampling date / time: 02-AUG-2013 11:00	02-AUG-2013 11:00	02-AUG-2013 16:00		
				HK1320963-001	HK1320963-002	HK1320963-006		
EP-074_SR-A: Monocyclic Aromatic Hydrocarbons (MAH) - Continued								
ortho-Xylene	95-47-6	5.0	µg/L	<5.0	<5.0	<5.0		
Xylenes (Total)	----	20	µg/L	<20	<20	<20		
EP-076S: Polycyclic Aromatics Hydrocarbons (PAHs) Surrogates							Surrogate control limits listed at end of this report.	
2-Fluorobiphenyl	321-60-8	0.1	%	**89.9**	**94.2**	**72.3**		
4-Terphenyl-d14	1718-51-0	0.1	%	**94.8**	**82.5**	**76.2**		
EP-080_SRS: TPH(Volatile)/BTEX Surrogate							Surrogate control limits listed at end of this report.	
Dibromofluoromethane	1868-53-7	0.1	%	**96.9**	**96.5**	**98.3**		
Toluene-D8	2037-26-5	0.1	%	**98.0**	**97.4**	**98.2**		
4-Bromofluorobenzene	460-00-4	0.1	%	**107**	**107**	**106**		
EP-074_SR-S: VOC Surrogates							Surrogate control limits listed at end of this report.	
Dibromofluoromethane	1868-53-7	0.1	%	**96.9**	**96.5**	**98.3**		
Toluene-D8	2037-26-5	0.1	%	**98.0**	**97.4**	**98.2**		
4-Bromofluorobenzene	460-00-4	0.1	%	**107**	**107**	**106**		

Laboratory Duplicate (DUP) Report

Matrix: SOIL

Laboratory sample ID	Client sample ID	Method: Compound	CAS Number	Laboratory Duplicate (DUP) Report				
				LOR	Unit	Original Result	Duplicate Result	RPD (%)
EA/ED: Physical and Aggregate Properties (QC Lot: 3000007)								
HK1320801-001	Anonymous	EA055: Moisture Content (dried @ 103°C)	----	0.1	%	21.9	22.2	1.1
HK1320964-001	Anonymous	EA055: Moisture Content (dried @ 103°C)	----	0.1	%	43.5	44.1	1.3
EG: Metals and Major Cations (QC Lot: 3004494)								
HK1320947-001	Anonymous	EG020: Cadmium	7440-43-9	0.2	mg/kg	<0.2	<0.2	0.0
		EG020: Copper	7440-50-8	1	mg/kg	3	3	0.0
		EG020: Lead	7439-92-1	1	mg/kg	11	10	12.3
		EG020: Zinc	7440-66-6	1	mg/kg	111	106	4.4
HK1320963-004	BD4 1.5M-3.0M	EG020: Cadmium	7440-43-9	0.2	mg/kg	1.5	1.5	0.0
		EG020: Copper	7440-50-8	1	mg/kg	109	110	1.2
		EG020: Lead	7439-92-1	1	mg/kg	990	902	9.2
		EG020: Zinc	7440-66-6	1	mg/kg	1170	1100	6.1
EG: Metals and Major Cations (QC Lot: 3004496)								
HK1320963-004	BD4 1.5M-3.0M	EG036: Mercury	7439-97-6	0.2	mg/kg	6.9	6.1	13.0
EG: Metals and Major Cations (QC Lot: 3004497)								
HK1320963-004	BD4 1.5M-3.0M	EG3060: Hexavalent Chromium	18540-29-9	1	mg/kg	<1	<1	0.0
EP-076A: Polycyclic Aromatic Hydrocarbons (PAHs) (QC Lot: 2993724)								
HK1320624-001	Anonymous	Fluoranthene	206-44-0	150	µg/kg	<150	<150	0.0
		Pyrene	129-00-0	150	µg/kg	<150	<150	0.0
		Benz(a)anthracene	56-55-3	150	µg/kg	<150	<150	0.0
		Chrysene	218-01-9	150	µg/kg	<150	<150	0.0
		Benzo(b)fluoranthene	205-99-2	150	µg/kg	<150	<150	0.0
		Benzo(k)fluoranthene	207-08-9	150	µg/kg	<150	<150	0.0
		Benzo(a)pyrene	50-32-8	150	µg/kg	<150	<150	0.0
		Indeno(1.2.3.cd)pyrene	193-39-5	150	µg/kg	<150	<150	0.0
		Dibenz(a.h)anthracene	53-70-3	150	µg/kg	<150	<150	0.0
		Benzo(g.h.i)perylene	191-24-2	150	µg/kg	<150	<150	0.0
		Naphthalene	91-20-3	50	µg/kg	<50	<50	0.0
		Acenaphthylene	208-96-8	50	µg/kg	<50	<50	0.0
		Acenaphthene	83-32-9	50	µg/kg	<50	<50	0.0
		Fluorene	86-73-7	50	µg/kg	<50	<50	0.0
		Phenanthrene	85-01-8	50	µg/kg	<50	<50	0.0
		Anthracene	120-12-7	50	µg/kg	<50	<50	0.0
EP-076B: Phenol, Hexachlorobenzene and Bis(2-ethylhexyl) Phthalate (QC Lot: 2993724)								
HK1320624-001	Anonymous	Bis(2-ethylhexyl)phthalate	117-81-7	1000	µg/kg	<1000	<1000	0.0
		Hexachlorobenzene (HCB)	118-74-1	50	µg/kg	<50	<50	0.0
		Phenol	108-95-2	500	µg/kg	<500	<500	0.0
EP-071HK_SR: Total Petroleum Hydrocarbons (TPH) (QC Lot: 2991402)								
HK1320497-002	Anonymous	C9 - C16 Fraction	----	200	mg/kg	<200	<200	0.0
		C17 - C35 Fraction	----	500	mg/kg	<500	<500	0.0

Matrix: SOIL

Laboratory sample ID	Client sample ID	Method: Compound	CAS Number	Laboratory Duplicate (DUP) Report				
				LOR	Unit	Original Result	Duplicate Result	RPD (%)
EP-071HK_SR: Total Petroleum Hydrocarbons (TPH) (QC Lot: 2991405)								
HK1320497-002	Anonymous	**C6 - C8 Fraction**	----	5	mg/kg	<5	<5	0.0
EP-074_SR-A: Monocyclic Aromatic Hydrocarbons (MAH) (QC Lot: 2991406)								
HK1320497-002	Anonymous	**Benzene**	71-43-2	0.2	mg/kg	<0.2	<0.2	0.0
		Toluene	108-88-3	0.5	mg/kg	<0.5	<0.5	0.0
		Ethylbenzene	100-41-4	0.5	mg/kg	<0.5	<0.5	0.0
		ortho-Xylene	95-47-6	0.5	mg/kg	<0.5	<0.5	0.0
		meta- & para-Xylene	108-38-3 106-42-3	1.0	mg/kg	<1.0	<1.0	0.0
		Xylenes (Total)	----	2.0	mg/kg	<2.0	<2.0	0.0

Matrix: WATER

Laboratory sample ID	Client sample ID	Method: Compound	CAS Number	Laboratory Duplicate (DUP) Report				
				LOR	Unit	Original Result	Duplicate Result	RPD (%)
EG: Metals and Major Cations - Filtered (QC Lot: 3001568)								
HK1320963-002	BD4 0.5M-1.5M EQUIPMENT BLANK	**EG036: Mercury**	7439-97-6	0.05	µg/L	<0.05	<0.05	0.0
EG: Metals and Major Cations - Filtered (QC Lot: 3001569)								
HK1320963-002	BD4 0.5M-1.5M EQUIPMENT BLANK	**EG020: Cadmium**	7440-43-9	0.2	µg/L	<0.2	<0.2	0.0
		EG020: Copper	7440-50-8	1	µg/L	<1	<1	0.0
		EG020: Lead	7439-92-1	1	µg/L	<1	<1	0.0
		EG020: Zinc	7440-66-6	10	µg/L	<10	<10	0.0
EG: Metals and Major Cations - Filtered (QC Lot: 3001570)								
HK1320963-002	BD4 0.5M-1.5M EQUIPMENT BLANK	**EG050: Hexavalent Chromium**	18540-29-9	20	µg/L	<20	<20	0.0
EP-071HK_SR: Total Petroleum Hydrocarbons (TPH) (QC Lot: 2991612)								
HK1320468-001	Anonymous	**C6 - C8 Fraction**	----	20.0	mg/L	<20.0	<20.0	0.0
EP-074_SR-A: Monocyclic Aromatic Hydrocarbons (MAH) (QC Lot: 2989876)								
HK1320269-001	Anonymous	**Benzene**	71-43-2	0.5	µg/L	<0.5	<0.5	0.0
		Toluene	108-88-3	0.5	µg/L	<0.5	<0.5	0.0
		Ethylbenzene	100-41-4	0.5	µg/L	<0.5	<0.5	0.0
		ortho-Xylene	95-47-6	0.5	µg/L	<0.5	<0.5	0.0
		meta- & para-Xylene	108-38-3 106-42-3	1	µg/L	<1	<1	0.0
		Xylenes (Total)	----	2	µg/L	<2	<2	0.0

Method Blank (MB), Laboratory Control Spike (LCS) and Laboratory Control Spike Duplicate (DCS) Report

Matrix: SOIL

Method: Compound	CAS Number	Method Blank (MB) Report			Laboratory Control Spike (LCS) and Laboratory Control Spike Duplicate (DCS) Report						
					Spike Concentration	Spike Recovery (%)		Recovery Limits (%)		RPD (%)	
		LOR	Unit	Result		LCS	DCS	Low	High	Value	Control Limit
EG: Metals and Major Cations (QC Lot: 3004494)											
EG020: Cadmium	7440-43-9	0.2	mg/kg	<0.2	5 mg/kg	95.8	----	86	110	----	----

Matrix: SOIL

Method: Compound	CAS Number	Method Blank (MB) Report			Laboratory Control Spike (LCS) and Laboratory Control Spike Duplicate (DCS) Report					
					Spike Concentration	Spike Recovery (%)		Recovery Limits (%)		RPD (%)	
		LOR	Unit	Result		LCS	DCS	Low	High	Value	Control Limit
EG: Metals and Major Cations (QC Lot: 3004494) - Continued											
EG020: Copper	7440-50-8	1	mg/kg	<1	5 mg/kg	89.0	----	85	109	----	----
EG020: Lead	7439-92-1	1	mg/kg	<1	5 mg/kg	85.9	----	84	106	----	----
EG020: Zinc	7440-66-6	1	mg/kg	<1	5 mg/kg	87.8	----	82	126	----	----
EG: Metals and Major Cations (QC Lot: 3004496)											
EG036: Mercury	7439-97-6	0.02	mg/kg	<0.02	0.1 mg/kg	91.0	----	80	112	----	----
EG: Metals and Major Cations (QC Lot: 3004497)											
EG3060: Hexavalent Chromium	18540-29-9	0.5	mg/kg	<0.5	40 mg/kg	110	----	85	115	----	----
EP-076A: Polycyclic Aromatic Hydrocarbons (PAHs) (QC Lot: 2993724)											
Naphthalene	91-20-3	25	µg/kg	----	25 µg/kg	84.4	----	63	117	----	----
				<50	----	----	----	----	----	----	----
Acenaphthylene	208-96-8	25	µg/kg	----	25 µg/kg	74.6	----	54	119	----	----
				<50	----	----	----	----	----	----	----
Acenaphthene	83-32-9	25	µg/kg	----	25 µg/kg	83.2	----	59	122	----	----
				<50	----	----	----	----	----	----	----
Fluorene	86-73-7	25	µg/kg	----	25 µg/kg	87.5	----	60	126	----	----
				<50	----	----	----	----	----	----	----
Phenanthrene	85-01-8	50	µg/kg	<50	----	----	----	----	----	----	----
				----	25 µg/kg	92.1	----	60	127	----	----
Anthracene	120-12-7	50	µg/kg	<50	----	----	----	----	----	----	----
				----	25 µg/kg	94.8	----	56	124	----	----
Fluoranthene	206-44-0	25	µg/kg	----	25 µg/kg	96.4	----	61	132	----	----
				<50	----	----	----	----	----	----	----
Pyrene	129-00-0	50	µg/kg	<50	----	----	----	----	----	----	----
				----	25 µg/kg	96.7	----	61	133	----	----
Benz(a)anthracene	56-55-3	50	µg/kg	<50	----	----	----	----	----	----	----
				----	25 µg/kg	96.0	----	57	124	----	----
Chrysene	218-01-9	50	µg/kg	<50	----	----	----	----	----	----	----
				----	25 µg/kg	84.8	----	60	128	----	----
Benzo(b)fluoranthene	205-99-2	25	µg/kg	----	25 µg/kg	94.0	----	48	135	----	----
				<50	----	----	----	----	----	----	----
Benzo(k)fluoranthene	207-08-9	25	µg/kg	----	25 µg/kg	71.0	----	58	133	----	----
				<50	----	----	----	----	----	----	----
Benzo(a)pyrene	50-32-8	25	µg/kg	----	25 µg/kg	81.1	----	50	124	----	----
				<50	----	----	----	----	----	----	----
Indeno(1.2.3.cd)pyrene	193-39-5	50	µg/kg	<50	----	----	----	----	----	----	----
				----	25 µg/kg	89.1	----	48	134	----	----
Dibenz(a.h)anthracene	53-70-3	50	µg/kg	<50	----	----	----	----	----	----	----
				----	25 µg/kg	97.7	----	50	137	----	----
Benzo(g.h.i)perylene	191-24-2	25	µg/kg	----	25 µg/kg	91.4	----	55	140	----	----
				<50	----	----	----	----	----	----	----

Matrix: SOIL

Method: Compound	CAS Number	Method Blank (MB) Report			Laboratory Control Spike (LCS) and Laboratory Control Spike Duplicate (DCS) Report					
					Spike Concentration	Spike Recovery (%)		Recovery Limits (%)		RPD (%)	
		LOR	Unit	Result		LCS	DCS	Low	High	Value	Control Limit
EP-076B: Phenol, Hexachlorobenzene and Bis(2-ethylhexyl) Phthalate (QC Lot: 2993724)											
Phenol	108-95-2	25	µg/kg	----	25 µg/kg	89.6	----	24	141	----	----
				<500	----	----	----	----	----	----	----
Hexachlorobenzene (HCB)	118-74-1	25	µg/kg	----	25 µg/kg	85.4	----	63	129	----	----
				<50	----	----	----	----	----	----	----
Bis(2-ethylhexyl)phthalate	117-81-7	25	µg/kg	----	25 µg/kg	96.0	----	61	163	----	----
				<1000	----	----	----	----	----	----	----
EP-071HK_SR: Total Petroleum Hydrocarbons (TPH) (QC Lot: 2991402)											
C9 - C16 Fraction	----	200	mg/kg	<200	32 mg/kg	64.9	----	53	104	----	----
C17 - C35 Fraction	----	500	mg/kg	<500	90 mg/kg	49.1	----	43	99	----	----
EP-071HK_SR: Total Petroleum Hydrocarbons (TPH) (QC Lot: 2991405)											
C6 - C8 Fraction	----	5	mg/kg	<5	4.5 mg/kg	88.7	----	69	139	----	----
EP-074_SR-A: Monocyclic Aromatic Hydrocarbons (MAH) (QC Lot: 2991406)											
Benzene	71-43-2	0.1	mg/kg	<0.1	0.25 mg/kg	83.9	----	71	112	----	----
Toluene	108-88-3	0.2	mg/kg	<0.2	0.25 mg/kg	81.1	----	77	108	----	----
Ethylbenzene	100-41-4	0.2	mg/kg	<0.2	0.25 mg/kg	82.9	----	80	109	----	----
meta- & para-Xylene	108-38-3	0.4	mg/kg	<0.4	0.50 mg/kg	105	----	86	105	----	----
	106-42-3										
ortho-Xylene	95-47-6	0.2	mg/kg	<0.2	0.25 mg/kg	84.7	----	82	106	----	----
Xylenes (Total)	----	1.0	mg/kg	<1.0	0.75 mg/kg	98.0	----	86	104	----	----

Matrix: WATER

Method: Compound	CAS Number	Method Blank (MB) Report			Laboratory Control Spike (LCS) and Laboratory Control Spike Duplicate (DCS) Report						
					Spike Concentration	Spike Recovery (%)		Recovery Limits (%)		RPD (%)	
		LOR	Unit	Result		LCS	DCS	Low	High	Value	Control Limit
EG: Metals and Major Cations - Filtered (QC Lot: 3001568)											
EG036: Mercury	7439-97-6	0.05	µg/L	<0.05	0.2 µg/L	94.0	----	80	116	----	----
EG: Metals and Major Cations - Filtered (QC Lot: 3001569)											
EG020: Cadmium	7440-43-9	0.2	µg/L	<0.2	100 µg/L	98.2	----	78	112	----	----
EG020: Copper	7440-50-8	1	µg/L	<1	100 µg/L	94.1	----	79	113	----	----
EG020: Lead	7439-92-1	1	µg/L	<1	100 µg/L	95.7	----	81	109	----	----
EG020: Zinc	7440-66-6	10	µg/L	<10	100 µg/L	92.2	----	73	121	----	----
EG: Metals and Major Cations - Filtered (QC Lot: 3001570)											
EG050: Hexavalent Chromium	18540-29-9	20	µg/L	<20	100 µg/L	94.1	----	85	115	----	----
EP-076: Polycyclic Aromatics Hydrocarbons (PAHs) (QC Lot: 2994060)											
Naphthalene	91-20-3	0.2	µg/L	<0.2	0.5 µg/L	85.1	----	54	110	----	----
Acenaphthylene	208-96-8	0.2	µg/L	<0.2	0.5 µg/L	68.1	----	54	103	----	----
Acenaphthene	83-32-9	0.2	µg/L	<0.2	0.5 µg/L	70.5	----	56	102	----	----
Fluorene	86-73-7	0.2	µg/L	<0.2	0.5 µg/L	75.4	----	50	105	----	----
Phenanthrene	85-01-8	0.2	µg/L	<0.2	0.5 µg/L	76.3	----	53	106	----	----
Anthracene	120-12-7	0.2	µg/L	<0.2	0.5 µg/L	62.7	----	54	107	----	----
Fluoranthene	206-44-0	0.2	µg/L	<0.2	0.5 µg/L	81.0	----	63	118	----	----

Matrix: WATER

Method: Compound	CAS Number	Method Blank (MB) Report			Laboratory Control Spike (LCS) and Laboratory Control Spike Duplicate (DCS) Report					
					Spike Concentration	Spike Recovery (%)		Recovery Limits (%)		RPD (%)	
		LOR	Unit	Result		LCS	DCS	Low	High	Value	Control Limit
EP-076: Polycyclic Aromatics Hydrocarbons (PAHs) (QC Lot: 2994060) - Continued											
Pyrene	129-00-0	0.2	µg/L	<0.2	0.5 µg/L	84.8	----	67	120	----	----
Benz(a)anthracene	56-55-3	0.2	µg/L	<0.2	0.5 µg/L	101	----	57	117	----	----
Chrysene	218-01-9	0.2	µg/L	<0.2	0.5 µg/L	99.3	----	61	123	----	----
Benzo(b)fluoranthene	205-99-2	0.2	µg/L	<0.2	0.5 µg/L	98.6	----	55	112	----	----
Benzo(k)fluoranthene	207-08-9	0.2	µg/L	<0.2	0.5 µg/L	98.1	----	59	119	----	----
Benzo(a)pyrene	50-32-8	0.2	µg/L	<0.2	0.5 µg/L	92.2	----	62	116	----	----
Indeno(1.2.3.cd)pyrene	193-39-5	0.2	µg/L	<0.2	0.5 µg/L	95.0	----	61	119	----	----
Dibenz(a.h)anthracene	53-70-3	0.2	µg/L	<0.2	0.5 µg/L	82.2	----	64	117	----	----
Benzo(g.h.i)perylene	191-24-2	0.2	µg/L	<0.2	0.5 µg/L	69.3	----	62	119	----	----
EP-076B: Phenol, Hexachlorobenzene and Bis(2-ethylhexyl) Phthalate (QC Lot: 2994060)											
Phenol	108-95-2	5	µg/L	<5.0	0.5 µg/L	68.9	----	45	85	----	----
Hexachlorobenzene (HCB)	118-74-1	5	µg/L	<5.0	0.5 µg/L	75.1	----	45	122	----	----
Bis(2-ethylhexyl)phthalate	117-81-7	10	µg/L	<10.0	0.5 µg/L	102	----	78	137	----	----
EP-071HK_SR: Total Petroleum Hydrocarbons (TPH) (QC Lot: 2989864)											
C9 - C16 Fraction	----	0.5	mg/L	<0.5	0.21 mg/L	46.3	----	12	112	----	----
C17 - C35 Fraction	----	0.5	mg/L	<0.5	0.60 mg/L	40.3	----	4	130	----	----
EP-071HK_SR: Total Petroleum Hydrocarbons (TPH) (QC Lot: 2991612)											
C6 - C8 Fraction	----	0.02	mg/L	<0.02	0.03 mg/L	83.2	----	76	1134	----	----
EP-074_SR-A: Monocyclic Aromatic Hydrocarbons (MAH) (QC Lot: 2989876)											
Benzene	71-43-2	0.5	µg/L	<0.5	2 µg/L	118	----	58	126	----	----
Toluene	108-88-3	0.5	µg/L	<0.5	2 µg/L	110	----	63	124	----	----
Ethylbenzene	100-41-4	0.5	µg/L	<0.5	2 µg/L	114	----	62	123	----	----
meta- & para-Xylene	108-38-3 106-42-3	1	µg/L	<1	4 µg/L	117	----	66	126	----	----
ortho-Xylene	95-47-6	0.5	µg/L	<0.5	2 µg/L	112	----	62	125	----	----
Xylenes (Total)	----	2	µg/L	<2	6 µg/L	115	----	65	126	----	----

Matrix Spike (MS) and Matrix Spike Duplicate (MSD) Report

Matrix: SOIL

Laboratory sample ID	Client sample ID	Method: Compound	CAS Number	Matrix Spike (MS) and Matrix Spike Duplicate (MSD) Report						
				Spike Concentration	Spike Recovery (%)		Recovery Limits (%)		RPD (%)	
					MS	MSD	Low	High	Value	Control Limit
EG: Metals and Major Cations (QC Lot: 3004494)										
HK1320963-003	BD4 0.5M-1.5M QC SAMPLE	**EG020: Cadmium**	7440-43-9	5 mg/kg	94.7	----	75	125	----	----
		EG020: Copper	7440-50-8	5 mg/kg	# Not Determined	----	75	125	----	----
		EG020: Lead	7439-92-1	5 mg/kg	# Not Determined	----	75	125	----	----
		EG020: Zinc	7440-66-6	5 mg/kg	# Not Determined	----	75	125	----	----
EG: Metals and Major Cations (QC Lot: 3004496)										
HK1320963-003	BD4 0.5M-1.5M QC SAMPLE	**EG036: Mercury**	7439-97-6	0.1 mg/kg	# Not Determined	----	75	125	----	----
EG: Metals and Major Cations (QC Lot: 3004497)										
HK1320963-003	BD4 0.5M-1.5M QC SAMPLE	**EG3060: Hexavalent Chromium**	18540-29-9	40 mg/kg	75.1	----	75	125	----	----
EP-071HK_SR: Total Petroleum Hydrocarbons (TPH) (QC Lot: 2991402)										
HK1320497-003	Anonymous	**C9 - C16 Fraction**	----	32 mg/kg	58.0	----	50	130	----	----
		C17 - C35 Fraction	----	90 mg/kg	52.1	----	50	130	----	----
EP-071HK_SR: Total Petroleum Hydrocarbons (TPH) (QC Lot: 2991405)										
HK1320497-003	Anonymous	**C6 - C8 Fraction**	----	4.5 mg/kg	89.0	----	50	130	----	----

Matrix: WATER

Laboratory sample ID	Client sample ID	Method: Compound	CAS Number	Matrix Spike (MS) and Matrix Spike Duplicate (MSD) Report						
				Spike Concentration	Spike Recovery (%)		Recovery Limits (%)		RPD (%)	
					MS	MSD	Low	High	Value	Control Limit
EG: Metals and Major Cations - Filtered (QC Lot: 3001568)										
HK1320963-001	BD4 0.5M-1.5M FIELD BLANK	**EG036: Mercury**	7439-97-6	0.2 µg/L	93.0	----	75	125	----	----
EG: Metals and Major Cations - Filtered (QC Lot: 3001569)										
HK1320963-001	BD4 0.5M-1.5M FIELD BLANK	**EG020: Cadmium**	7440-43-9	100 µg/L	95.1	----	75	125	----	----
		EG020: Copper	7440-50-8	100 µg/L	92.5	----	75	125	----	----
		EG020: Lead	7439-92-1	100 µg/L	94.6	----	75	125	----	----
		EG020: Zinc	7440-66-6	100 µg/L	91.3	----	75	125	----	----
EG: Metals and Major Cations - Filtered (QC Lot: 3001570)										
HK1320963-001	BD4 0.5M-1.5M FIELD BLANK	**EG050: Hexavalent Chromium**	18540-29-9	100 µg/L	93.5	----	75	125	----	----

Surrogate Control Limits

Sub-Matrix: SOIL

Compound	CAS Number	Recovery Limits (%)	
		Low	High
EP-076S: Polycyclic Aromatics Hydrocarbons (PAHs) Surrogates			

Sub-Matrix: SOIL

Compound	CAS Number	Recovery Limits (%) Low	High
EP-076S: Polycyclic Aromatics Hydrocarbons (PAHs) Surrogates - Continued			
2-Fluorobiphenyl	321-60-8	50	130
4-Terphenyl-d14	1718-51-0	50	130
EP-080_SRS: TPH(Volatile)/BTEX Surrogate			
Dibromofluoromethane	1868-53-7	80	120
Toluene-D8	2037-26-5	81	117
4-Bromofluorobenzene	460-00-4	74	121
EP-074_SR-S: VOC Surrogates			
Dibromofluoromethane	1868-53-7	80	120
Toluene-D8	2037-26-5	81	117
4-Bromofluorobenzene	460-00-4	74	121

Sub-Matrix: WATER

Compound	CAS Number	Recovery Limits (%) Low	High
EP-076S: Polycyclic Aromatics Hydrocarbons (PAHs) Surrogates			
2-Fluorobiphenyl	321-60-8	50	130
4-Terphenyl-d14	1718-51-0	50	130
EP-080_SRS: TPH(Volatile)/BTEX Surrogate			
Dibromofluoromethane	1868-53-7	86	118
Toluene-D8	2037-26-5	88	110
4-Bromofluorobenzene	460-00-4	86	115
EP-074_SR-S: VOC Surrogates			
Dibromofluoromethane	1868-53-7	86	118
Toluene-D8	2037-26-5	88	110
4-Bromofluorobenzene	460-00-4	86	115

ALS Technichem (HK) Pty Ltd

ALS Laboratory Group
ANALYTICAL CHEMISTRY & TESTING SERVICES

HOKLAS 066 TEST

CERTIFICATE OF ANALYSIS

Client	: CIVIL ENGINEERING AND DEVELOPMENT DEPARTMENT	Laboratory	: ALS Technichem HK Pty Ltd	Page	: 1 of 13
Contact	: MR SUN NG	Contact	: Fung Lim Chee, Richard	Work Order	: HK1321360
Address	: GEOTECHNICAL PROJECTS DIVISION, GEOTECHNICAL ENGINEERING OFFICE, 23/F., KWUN TONG VIEW, 410 KWUN TONG ROAD, KOWLOON, HONG KONG	Address	: 11/F., Chung Shun Knitting Centre, 1 - 3 Wing Yip Street, Kwai Chung, N.T., Hong Kong		
E-mail	: sunng@cedd.gov.hk	E-mail	: Richard.Fung@alsglobal.com		
Telephone	: ----	Telephone	: +852 2610 1044		
Facsimile	: ----	Facsimile	: +852 2610 2021		
Project	: DEMOLITION OF BUILDING AND STRUCTURES IN THE PROPOSED KENNEDY TOWN COMPREHENSIVE DEVELOPMENT AREA	Quote number	: ----	Date Samples Received	: 03-AUG-2013
Order number	: GE/2012/24.08			Issue Date	: 21-AUG-2013
C-O-C number	: H028438			No. of samples received	: 4
Site	: ----			No. of samples analysed	: 4

This report may not be reproduced except with prior written approval from the testing laboratory.

Hong Kong Accreditation Service (HKAS) has accedited this laboratory (ALS Technichem (HK) Pty Ltd) under Hong Kong Laboratory Accreditation Scheme (HOKLAS) for specific laboratory activities as listed in the HOKLAS Directory of Accredited Laboratories. The results shown in this certificate were determined by this laboratory in accordance with its terms of accreditation.

This document has been electronically signed by those names that appear on this report and are the authorised signatories. Electronic signing has been carried out in compliance with procedures specified in the Electronic Transactions Ordinance of Hong Kong, Chapter 553, Section 6.

Signatories	*Position*	*Authorised results for*
Anh Ngoc Huynh	Senior Chemist - Organics	Organics
Wong Wing, Kenneth	Assistant Supervisor - Metals	Inorganics

General Comments

This report supersedes any previous report(s) with this reference. Results apply to the sample(s) as submitted. All pages of this report have been checked and approved for release. When sampling time information is not provided by the client, sampling dates are shown without a time component. In these instances, the time component has been assumed by the laboratory for processing purposes. The completion date of analysis is: 16-AUG-2013

Key: LOR = Limit of reporting; CAS Number = CAS registry number from database maintained by Chemical Abstracts Services. The Chemical Abstracts Service is a division of the American Chemical Society.

Specific comments for Work Order: **HK1321360**

Project Name: Demolition of Building and Structures in the Proposed Kennedy Town Comprehensive Development Area Site.

Sample(s) were received in a chilled condition.

Water sample(s) analysed and reported on an as received basis.

Soil sample(s) analysed on an as received basis. Result(s) reported on a dry weight basis.

Water sample(s) were filtered prior to dissolved metal analysis.

Soil sample(s) as received, digested by In-house method E-ASTM D3974-09 based on ASTM D3974-09, prior to determination of metals.

Analytical Results

Sub-Matrix: **SOIL**

Compound	CAS Number	LOR	Unit	Client sample ID: BD4 4.5M-6.0M Client sampling date / time: 03-AUG-2013 09:00 HK1321360-001	BD4 6.0M-7.5M 03-AUG-2013 10:30 HK1321360-002	BD4 7.5M-9.0M 03-AUG-2013 11:30 HK1321360-003		
EA/ED: Physical and Aggregate Properties								
EA055: Moisture Content (dried @ 103°C)	----	0.1	%	**12.6**	**23.4**	**27.6**		
EG: Metals and Major Cations								
EG020: Cadmium	7440-43-9	0.2	mg/kg	<0.2	<0.2	<0.2		
EG020: Copper	7440-50-8	1	mg/kg	**12**	**4**	**2**		
EG020: Lead	7439-92-1	1	mg/kg	**86**	**14**	**20**		
EG020: Zinc	7440-66-6	1	mg/kg	**188**	**106**	**60**		
EG036: Mercury	7439-97-6	0.2	mg/kg	**0.8**	<0.2	<0.2		
EG049: Trivalent Chromium	16065-83-1	1	mg/kg	**3**	**3**	**3**		
EG3060: Hexavalent Chromium	18540-29-9	1	mg/kg	<1	<1	<1		
EP-076A: Polycyclic Aromatic Hydrocarbons (PAHs)								
Naphthalene	91-20-3	0.500	mg/kg	<0.500	<0.500	<0.500		
Acenaphthylene	208-96-8	0.500	mg/kg	<0.500	<0.500	<0.500		
Acenaphthene	83-32-9	0.500	mg/kg	<0.500	<0.500	<0.500		
Fluorene	86-73-7	0.500	mg/kg	<0.500	<0.500	<0.500		
Phenanthrene	85-01-8	0.500	mg/kg	<0.500	<0.500	<0.500		
Anthracene	120-12-7	0.500	mg/kg	<0.500	<0.500	<0.500		
Fluoranthene	206-44-0	0.500	mg/kg	**0.769**	<0.500	<0.500		
Pyrene	129-00-0	0.500	mg/kg	**0.956**	<0.500	<0.500		
Benz(a)anthracene	56-55-3	0.500	mg/kg	<0.500	<0.500	<0.500		
Chrysene	218-01-9	0.500	mg/kg	<0.500	<0.500	<0.500		
Benzo(b)fluoranthene	205-99-2	0.500	mg/kg	**0.537**	<0.500	<0.500		
Benzo(k)fluoranthene	207-08-9	0.500	mg/kg	<0.500	<0.500	<0.500		
Benzo(a)pyrene	50-32-8	0.500	mg/kg	<0.500	<0.500	<0.500		
Indeno(1.2.3.cd)pyrene	193-39-5	0.500	mg/kg	<0.500	<0.500	<0.500		
Dibenz(a.h)anthracene	53-70-3	0.500	mg/kg	<0.500	<0.500	<0.500		
Benzo(g.h.i)perylene	191-24-2	0.500	mg/kg	<0.500	<0.500	<0.500		
EP-076B: Phenol, Hexachlorobenzene and Bis(2-ethylhexyl) Phthalate								
Phenol	108-95-2	0.50	mg/kg	<0.50	<0.50	<0.50		
Hexachlorobenzene (HCB)	118-74-1	0.200	mg/kg	<0.200	<0.200	<0.200		
Bis(2-ethylhexyl)phthalate	117-81-7	5.00	mg/kg	<5.00	<5.00	<5.00		
EP-071HK_SR: Total Petroleum Hydrocarbons (TPH)								
C6 - C8 Fraction	----	5	mg/kg	<5	<5	<5		
C9 - C16 Fraction	----	200	mg/kg	<200	<200	<200		
C17 - C35 Fraction	----	500	mg/kg	<500	<500	<500		
EP-074_SR-A: Monocyclic Aromatic Hydrocarbons (MAH)								
Benzene	71-43-2	0.2	mg/kg	<0.2	<0.2	<0.2		

Sub-Matrix: **SOIL**

Compound	CAS Number	LOR	Unit	Client sample ID: BD4 4.5M-6.0M Client sampling date / time: 03-AUG-2013 09:00 HK1321360-001	BD4 6.0M-7.5M 03-AUG-2013 10:30 HK1321360-002	BD4 7.5M-9.0M 03-AUG-2013 11:30 HK1321360-003		
EP-074_SR-A: Monocyclic Aromatic Hydrocarbons (MAH) - Continued								
Toluene	108-88-3	0.5	mg/kg	<0.5	<0.5	<0.5		
Ethylbenzene	100-41-4	0.5	mg/kg	<0.5	<0.5	<0.5		
meta- & para-Xylene	108-38-3 106-42-3	1.0	mg/kg	<1.0	<1.0	<1.0		
ortho-Xylene	95-47-6	0.5	mg/kg	<0.5	<0.5	<0.5		
Xylenes (Total)	----	2.0	mg/kg	<2.0	<2.0	<2.0		
EP-076S: Polycyclic Aromatics Hydrocarbons (PAHs) Surrogates								Surrogate control limits listed at end of this report.
2-Fluorobiphenyl	321-60-8	0.1	%	**96.4**	**87.6**	**96.4**		
4-Terphenyl-d14	1718-51-0	0.1	%	**96.6**	**87.9**	**106**		
EP-080_SRS: TPH(Volatile)/BTEX Surrogate								Surrogate control limits listed at end of this report.
Dibromofluoromethane	1868-53-7	0.1	%	**93.1**	**94.7**	**97.3**		
Toluene-D8	2037-26-5	0.1	%	**97.0**	**96.5**	**97.6**		
4-Bromofluorobenzene	460-00-4	0.1	%	**105**	**105**	**107**		
EP-074_SR-S: VOC Surrogates								Surrogate control limits listed at end of this report.
Dibromofluoromethane	1868-53-7	0.1	%	**93.1**	**94.7**	**97.3**		
Toluene-D8	2037-26-5	0.1	%	**97.0**	**96.5**	**97.6**		
4-Bromofluorobenzene	460-00-4	0.1	%	**105**	**105**	**107**		

Sub-Matrix: **WATER**

Compound	CAS Number	LOR	Unit	Client sample ID: TRIP BLANK Client sampling date / time: 03-AUG-2013 11:30 HK1321360-004
EG: Metals and Major Cations - Filtered				
EG020: Cadmium	7440-43-9	0.2	µg/L	<0.2
EG020: Copper	7440-50-8	1	µg/L	<1
EG020: Lead	7439-92-1	1	µg/L	<1
EG020: Zinc	7440-66-6	10	µg/L	<10
EG036: Mercury	7439-97-6	0.05	µg/L	<0.05
EG049: Trivalent Chromium	16065-83-1	20	µg/L	<20
EG050: Hexavalent Chromium	18540-29-9	20	µg/L	<20
EP-076A: Polycyclic Aromatic Hydrocarbons (PAHs)				
Naphthalene	91-20-3	2.0	µg/L	<2.0
Acenaphthylene	208-96-8	2.0	µg/L	<2.0
Acenaphthene	83-32-9	2.0	µg/L	<2.0
Fluorene	86-73-7	2.0	µg/L	<2.0
Phenanthrene	85-01-8	2.0	µg/L	<2.0
Anthracene	120-12-7	2.0	µg/L	<2.0
Fluoranthene	206-44-0	2.0	µg/L	<2.0
Pyrene	129-00-0	2.0	µg/L	<2.0
Benz(a)anthracene	56-55-3	2.0	µg/L	<2.0
Chrysene	218-01-9	1.0	µg/L	<1.0
Benzo(b)fluoranthene	205-99-2	1.0	µg/L	<1.0
Benzo(k)fluoranthene	207-08-9	1.0	µg/L	<1.0
Benzo(a)pyrene	50-32-8	2.0	µg/L	<2.0
Indeno(1.2.3.cd)pyrene	193-39-5	2.0	µg/L	<2.0
Dibenz(a.h)anthracene	53-70-3	2.0	µg/L	<2.0
Benzo(g.h.i)perylene	191-24-2	2.0	µg/L	<2.0
EP-076B: Phenol, Hexachlorobenzene and Bis(2-ethylhexyl) Phthalate				
Phenol	108-95-2	2.0	µg/L	<2.0
Hexachlorobenzene (HCB)	118-74-1	4.0	µg/L	<4.0
Bis(2-ethylhexyl)phthalate	117-81-7	10.0	µg/L	<10.0
EP-071HK_SR: Total Petroleum Hydrocarbons (TPH)				
C6 - C8 Fraction	----	20	µg/L	<20
C9 - C16 Fraction	----	500	µg/L	<500
C17 - C35 Fraction	----	500	µg/L	<500
EP-074_SR-A: Monocyclic Aromatic Hydrocarbons (MAH)				
Benzene	71-43-2	5.0	µg/L	<5.0
Toluene	108-88-3	5.0	µg/L	<5.0
Ethylbenzene	100-41-4	5.0	µg/L	<5.0
meta- & para-Xylene	108-38-3 106-42-3	10	µg/L	<10
ortho-Xylene	95-47-6	5.0	µg/L	<5.0
Xylenes (Total)	----	20	µg/L	<20

Sub-Matrix: **WATER**				Client sample ID	**TRIP BLANK**				
				Client sampling date / time	03-AUG-2013 11:30				
Compound	*CAS Number*	*LOR*	*Unit*		**HK1321360-004**				
EP-076S: Polycyclic Aromatics Hydrocarbons (PAHs) Surrogates									Surrogate control limits listed at end of this report.
2-Fluorobiphenyl	321-60-8	0.1	%		**69.4**				
4-Terphenyl-d14	1718-51-0	0.1	%		**109**				
EP-080_SRS: TPH(Volatile)/BTEX Surrogate									Surrogate control limits listed at end of this report.
Dibromofluoromethane	1868-53-7	0.1	%		**94.5**				
Toluene-D8	2037-26-5	0.1	%		**96.4**				
4-Bromofluorobenzene	460-00-4	0.1	%		**109**				
EP-074_SR-S: VOC Surrogates									Surrogate control limits listed at end of this report.
Dibromofluoromethane	1868-53-7	0.1	%		**94.5**				
Toluene-D8	2037-26-5	0.1	%		**96.4**				
4-Bromofluorobenzene	460-00-4	0.1	%		**109**				

Laboratory Duplicate (DUP) Report

Matrix: SOIL

Laboratory sample ID	Client sample ID	Method: Compound	CAS Number	Laboratory Duplicate (DUP) Report				
				LOR	Unit	Original Result	Duplicate Result	RPD (%)
EA/ED: Physical and Aggregate Properties (QC Lot: 3004422)								
HK1321152-006	Anonymous	EA055: Moisture Content (dried @ 103°C)	----	0.1	%	12.3	11.3	7.9
HK1321249-001	Anonymous	EA055: Moisture Content (dried @ 103°C)	----	0.1	%	2.6	2.7	4.0
EG: Metals and Major Cations (QC Lot: 3004494)								
HK1320947-001	Anonymous	EG020: Cadmium	7440-43-9	0.2	mg/kg	<0.2	<0.2	0.0
		EG020: Copper	7440-50-8	1	mg/kg	3	3	0.0
		EG020: Lead	7439-92-1	1	mg/kg	11	10	12.3
		EG020: Zinc	7440-66-6	1	mg/kg	111	106	4.4
HK1320963-004	Anonymous	EG020: Cadmium	7440-43-9	0.2	mg/kg	1.5	1.5	0.0
		EG020: Copper	7440-50-8	1	mg/kg	109	110	1.2
		EG020: Lead	7439-92-1	1	mg/kg	990	902	9.2
		EG020: Zinc	7440-66-6	1	mg/kg	1170	1100	6.1
EG: Metals and Major Cations (QC Lot: 3004496)								
HK1320963-004	Anonymous	EG036: Mercury	7439-97-6	0.2	mg/kg	6.9	6.1	13.0
EG: Metals and Major Cations (QC Lot: 3004497)								
HK1320963-004	Anonymous	EG3060: Hexavalent Chromium	18540-29-9	1	mg/kg	<1	<1	0.0
EP-076A: Polycyclic Aromatic Hydrocarbons (PAHs) (QC Lot: 2998348)								
HK1320946-001	Anonymous	Fluoranthene	206-44-0	150	µg/kg	<150	<150	0.0
		Pyrene	129-00-0	150	µg/kg	<150	<150	0.0
		Benz(a)anthracene	56-55-3	150	µg/kg	<150	<150	0.0
		Chrysene	218-01-9	150	µg/kg	<150	<150	0.0
		Benzo(b)fluoranthene	205-99-2	150	µg/kg	<150	<150	0.0
		Benzo(k)fluoranthene	207-08-9	150	µg/kg	<150	<150	0.0
		Benzo(a)pyrene	50-32-8	150	µg/kg	<150	<150	0.0
		Indeno(1.2.3.cd)pyrene	193-39-5	150	µg/kg	<150	<150	0.0
		Dibenz(a.h)anthracene	53-70-3	150	µg/kg	<150	<150	0.0
		Benzo(g.h.i)perylene	191-24-2	150	µg/kg	<150	<150	0.0
		Naphthalene	91-20-3	50	µg/kg	<50	<50	0.0
		Acenaphthylene	208-96-8	50	µg/kg	<50	<50	0.0
		Acenaphthene	83-32-9	50	µg/kg	<50	<50	0.0
		Fluorene	86-73-7	50	µg/kg	<50	<50	0.0
		Phenanthrene	85-01-8	50	µg/kg	<50	<50	0.0
		Anthracene	120-12-7	50	µg/kg	<50	<50	0.0
EP-076B: Phenol, Hexachlorobenzene and Bis(2-ethylhexyl) Phthalate (QC Lot: 2998348)								
HK1320946-001	Anonymous	Bis(2-ethylhexyl)phthalate	117-81-7	1000	µg/kg	<1000	<1000	0.0
		Hexachlorobenzene (HCB)	118-74-1	50	µg/kg	<50	<50	0.0
		Phenol	108-95-2	500	µg/kg	<500	<500	0.0
EP-071HK_SR: Total Petroleum Hydrocarbons (TPH) (QC Lot: 3004350)								
HK1321360-001	BD4 4.5M-6.0M	C9 - C16 Fraction	----	200	mg/kg	<200	<200	0.0
		C17 - C35 Fraction	----	500	mg/kg	<500	<500	0.0

Matrix: SOIL

Laboratory sample ID	Client sample ID	Method: Compound	CAS Number	Laboratory Duplicate (DUP) Report				
				LOR	Unit	Original Result	Duplicate Result	RPD (%)
EP-071HK_SR: Total Petroleum Hydrocarbons (TPH) (QC Lot: 3004354)								
HK1321360-001	BD4 4.5M-6.0M	**C6 - C8 Fraction**	----	5	mg/kg	<5	<5	0.0
EP-074_SR-A: Monocyclic Aromatic Hydrocarbons (MAH) (QC Lot: 3004353)								
HK1321360-001	BD4 4.5M-6.0M	**Benzene**	71-43-2	0.2	mg/kg	<0.2	<0.2	0.0
		Toluene	108-88-3	0.5	mg/kg	<0.5	<0.5	0.0
		Ethylbenzene	100-41-4	0.5	mg/kg	<0.5	<0.5	0.0
		ortho-Xylene	95-47-6	0.5	mg/kg	<0.5	<0.5	0.0
		meta- & para-Xylene	108-38-3 106-42-3	1.0	mg/kg	<1.0	<1.0	0.0
		Xylenes (Total)	----	2.0	mg/kg	<2.0	<2.0	0.0

Matrix: WATER

Laboratory sample ID	Client sample ID	Method: Compound	CAS Number	Laboratory Duplicate (DUP) Report				
				LOR	Unit	Original Result	Duplicate Result	RPD (%)
EG: Metals and Major Cations - Filtered (QC Lot: 3004511)								
HK1321366-002	Anonymous	**EG036: Mercury**	7439-97-6	0.05	µg/L	<0.05	<0.05	0.0
EG: Metals and Major Cations - Filtered (QC Lot: 3004512)								
HK1321366-002	Anonymous	**EG020: Cadmium**	7440-43-9	0.2	µg/L	<0.2	<0.2	0.0
		EG020: Copper	7440-50-8	1	µg/L	<1	<1	0.0
		EG020: Lead	7439-92-1	1	µg/L	<1	<1	0.0
		EG020: Zinc	7440-66-6	10	µg/L	<10	<10	0.0
EG: Metals and Major Cations - Filtered (QC Lot: 3004513)								
HK1321366-002	Anonymous	**EG050: Hexavalent Chromium**	18540-29-9	20	µg/L	<20	<20	0.0
EP-071HK_SR: Total Petroleum Hydrocarbons (TPH) (QC Lot: 3005949)								
HK1321360-004	TRIP BLANK	**C6 - C8 Fraction**	----	0.02	mg/L	<0.02	<0.02	0.0
EP-074_SR-A: Monocyclic Aromatic Hydrocarbons (MAH) (QC Lot: 3005948)								
HK1321360-004	TRIP BLANK	**meta- & para-Xylene**	108-38-3 106-42-3	10	µg/L	<10	<10	0.0
		Xylenes (Total)	----	20	µg/L	<20	<20	0.0
		Benzene	71-43-2	5.0	µg/L	<5.0	<5.0	0.0
		Toluene	108-88-3	5.0	µg/L	<5.0	<5.0	0.0
		Ethylbenzene	100-41-4	5.0	µg/L	<5.0	<5.0	0.0
		ortho-Xylene	95-47-6	5.0	µg/L	<5.0	<5.0	0.0

Method Blank (MB), Laboratory Control Spike (LCS) and Laboratory Control Spike Duplicate (DCS) Report

Matrix: SOIL

Method: Compound	CAS Number	Method Blank (MB) Report			Laboratory Control Spike (LCS) and Laboratory Control Spike Duplicate (DCS) Report						
					Spike Concentration	Spike Recovery (%)		Recovery Limits (%)		RPD (%)	
		LOR	Unit	Result		LCS	DCS	Low	High	Value	Control Limit
EG: Metals and Major Cations (QC Lot: 3004494)											
EG020: Cadmium	7440-43-9	0.2	mg/kg	<0.2	5 mg/kg	95.8	----	86	110	----	----
EG020: Copper	7440-50-8	1	mg/kg	<1	5 mg/kg	89.0	----	85	109	----	----
EG020: Lead	7439-92-1	1	mg/kg	<1	5 mg/kg	85.9	----	84	106	----	----
EG020: Zinc	7440-66-6	1	mg/kg	<1	5 mg/kg	87.8	----	82	126	----	----

Matrix: SOIL

Method: Compound	CAS Number	Method Blank (MB) Report			Laboratory Control Spike (LCS) and Laboratory Control Spike Duplicate (DCS) Report						
					Spike Concentration	Spike Recovery (%)		Recovery Limits (%)		RPD (%)	
		LOR	Unit	Result		LCS	DCS	Low	High	Value	Control Limit
EG: Metals and Major Cations (QC Lot: 3004496)											
EG036: Mercury	7439-97-6	0.02	mg/kg	<0.02	0.1 mg/kg	91.0	----	80	112	----	----
EG: Metals and Major Cations (QC Lot: 3004497)											
EG3060: Hexavalent Chromium	18540-29-9	0.5	mg/kg	<0.5	40 mg/kg	110	----	85	115	----	----
EP-076A: Polycyclic Aromatic Hydrocarbons (PAHs) (QC Lot: 2998348)											
Naphthalene	91-20-3	25	µg/kg	----	25 µg/kg	98.9	----	63	117	----	----
				<50	----	----	----	----	----	----	----
Acenaphthylene	208-96-8	50	µg/kg	<50	----	----	----	----	----	----	----
				----	25 µg/kg	92.6	----	54	119	----	----
Acenaphthene	83-32-9	50	µg/kg	<50	----	----	----	----	----	----	----
				----	25 µg/kg	97.2	----	59	122	----	----
Fluorene	86-73-7	25	µg/kg	----	25 µg/kg	104	----	60	126	----	----
				<50	----	----	----	----	----	----	----
Phenanthrene	85-01-8	25	µg/kg	----	25 µg/kg	91.0	----	60	127	----	----
				<50	----	----	----	----	----	----	----
Anthracene	120-12-7	50	µg/kg	<50	----	----	----	----	----	----	----
				----	25 µg/kg	91.1	----	56	124	----	----
Fluoranthene	206-44-0	25	µg/kg	----	25 µg/kg	89.6	----	61	132	----	----
				<50	----	----	----	----	----	----	----
Pyrene	129-00-0	25	µg/kg	----	25 µg/kg	90.7	----	61	133	----	----
				<50	----	----	----	----	----	----	----
Benz(a)anthracene	56-55-3	25	µg/kg	----	25 µg/kg	99.2	----	57	124	----	----
				<50	----	----	----	----	----	----	----
Chrysene	218-01-9	25	µg/kg	----	25 µg/kg	93.3	----	60	128	----	----
				<50	----	----	----	----	----	----	----
Benzo(b)fluoranthene	205-99-2	50	µg/kg	<50	----	----	----	----	----	----	----
				----	25 µg/kg	94.0	----	48	135	----	----
Benzo(k)fluoranthene	207-08-9	25	µg/kg	----	25 µg/kg	96.8	----	58	133	----	----
				<50	----	----	----	----	----	----	----
Benzo(a)pyrene	50-32-8	25	µg/kg	----	25 µg/kg	85.6	----	50	124	----	----
				<50	----	----	----	----	----	----	----
Indeno(1.2.3.cd)pyrene	193-39-5	25	µg/kg	----	25 µg/kg	90.8	----	48	134	----	----
				<50	----	----	----	----	----	----	----
Dibenz(a.h)anthracene	53-70-3	50	µg/kg	<50	----	----	----	----	----	----	----
				----	25 µg/kg	91.8	----	50	137	----	----
Benzo(g.h.i)perylene	191-24-2	50	µg/kg	<50	----	----	----	----	----	----	----
				----	25 µg/kg	86.3	----	55	140	----	----
EP-076B: Phenol, Hexachlorobenzene and Bis(2-ethylhexyl) Phthalate (QC Lot: 2998348)											
Phenol	108-95-2	500	µg/kg	<500	----	----	----	----	----	----	----
				----	25 µg/kg	91.0	----	24	141	----	----
Hexachlorobenzene (HCB)	118-74-1	50	µg/kg	<50	----	----	----	----	----	----	----
				----	25 µg/kg	82.3	----	63	129	----	----

Matrix: SOIL

Method: Compound	CAS Number	Method Blank (MB) Report			Laboratory Control Spike (LCS) and Laboratory Control Spike Duplicate (DCS) Report					
					Spike Concentration	Spike Recovery (%)		Recovery Limits (%)		RPD (%)	
		LOR	Unit	Result		LCS	DCS	Low	High	Value	Control Limit
EP-076B: Phenol, Hexachlorobenzene and Bis(2-ethylhexyl) Phthalate (QC Lot: 2998348) - Continued											
Bis(2-ethylhexyl)phthalate	117-81-7	25	µg/kg	---- <1000	25 µg/kg ----	97.7 ----	---- ----	61 ----	163 ----	---- ----	---- ----
EP-071HK_SR: Total Petroleum Hydrocarbons (TPH) (QC Lot: 3004350)											
C9 - C16 Fraction	----	200	mg/kg	<200	32 mg/kg	93.2	----	53	104	----	----
C17 - C35 Fraction	----	500	mg/kg	<500	90 mg/kg	67.7	----	43	99	----	----
EP-071HK_SR: Total Petroleum Hydrocarbons (TPH) (QC Lot: 3004354)											
C6 - C8 Fraction	----	5	mg/kg	<5	4.5 mg/kg	85.5	----	69	139	----	----
EP-074_SR-A: Monocyclic Aromatic Hydrocarbons (MAH) (QC Lot: 3004353)											
Benzene	71-43-2	0.1	mg/kg	<0.1	0.25 mg/kg	96.7	----	71	112	----	----
Toluene	108-88-3	0.2	mg/kg	<0.2	0.25 mg/kg	91.8	----	77	108	----	----
Ethylbenzene	100-41-4	0.2	mg/kg	<0.2	0.25 mg/kg	99.9	----	80	109	----	----
meta- & para-Xylene	108-38-3 106-42-3	0.4	mg/kg	<0.4	0.50 mg/kg	103	----	86	105	----	----
ortho-Xylene	95-47-6	0.2	mg/kg	<0.2	0.25 mg/kg	105	----	82	106	----	----
Xylenes (Total)	----	1.0	mg/kg	<1.0	0.75 mg/kg	104	----	86	104	----	----

Matrix: WATER

Method: Compound	CAS Number	Method Blank (MB) Report			Laboratory Control Spike (LCS) and Laboratory Control Spike Duplicate (DCS) Report					
					Spike Concentration	Spike Recovery (%)		Recovery Limits (%)		RPD (%)	
		LOR	Unit	Result		LCS	DCS	Low	High	Value	Control Limit
EG: Metals and Major Cations - Filtered (QC Lot: 3004511)											
EG036: Mercury	7439-97-6	0.05	µg/L	<0.05	0.2 µg/L	94.0	----	80	116	----	----
EG: Metals and Major Cations - Filtered (QC Lot: 3004512)											
EG020: Cadmium	7440-43-9	0.2	µg/L	<0.2	100 µg/L	93.9	----	78	112	----	----
EG020: Copper	7440-50-8	1	µg/L	<1	100 µg/L	97.3	----	79	113	----	----
EG020: Lead	7439-92-1	1	µg/L	<1	100 µg/L	93.7	----	81	109	----	----
EG020: Zinc	7440-66-6	10	µg/L	<10	100 µg/L	89.1	----	73	121	----	----
EG: Metals and Major Cations - Filtered (QC Lot: 3004513)											
EG050: Hexavalent Chromium	18540-29-9	20	µg/L	<20	100 µg/L	95.8	----	85	115	----	----
EP-076: Polycyclic Aromatics Hydrocarbons (PAHs) (QC Lot: 2994060)											
Naphthalene	91-20-3	0.2	µg/L	<0.2	0.5 µg/L	85.1	----	54	110	----	----
Acenaphthylene	208-96-8	0.2	µg/L	<0.2	0.5 µg/L	68.1	----	54	103	----	----
Acenaphthene	83-32-9	0.2	µg/L	<0.2	0.5 µg/L	70.5	----	56	102	----	----
Fluorene	86-73-7	0.2	µg/L	<0.2	0.5 µg/L	75.4	----	50	105	----	----
Phenanthrene	85-01-8	0.2	µg/L	<0.2	0.5 µg/L	76.3	----	53	106	----	----
Anthracene	120-12-7	0.2	µg/L	<0.2	0.5 µg/L	62.7	----	54	107	----	----
Fluoranthene	206-44-0	0.2	µg/L	<0.2	0.5 µg/L	81.0	----	63	118	----	----
Pyrene	129-00-0	0.2	µg/L	<0.2	0.5 µg/L	84.8	----	67	120	----	----
Benz(a)anthracene	56-55-3	0.2	µg/L	<0.2	0.5 µg/L	101	----	57	117	----	----
Chrysene	218-01-9	0.2	µg/L	<0.2	0.5 µg/L	99.3	----	61	123	----	----

Matrix: WATER

Method: Compound	CAS Number	Method Blank (MB) Report			Laboratory Control Spike (LCS) and Laboratory Control Spike Duplicate (DCS) Report					
					Spike Concentration	Spike Recovery (%)		Recovery Limits (%)		RPD (%)	
		LOR	Unit	Result		LCS	DCS	Low	High	Value	Control Limit
EP-076: Polycyclic Aromatics Hydrocarbons (PAHs) (QC Lot: 2994060) - Continued											
Benzo(b)fluoranthene	205-99-2	0.2	µg/L	<0.2	0.5 µg/L	98.6	----	55	112	----	----
Benzo(k)fluoranthene	207-08-9	0.2	µg/L	<0.2	0.5 µg/L	98.1	----	59	119	----	----
Benzo(a)pyrene	50-32-8	0.2	µg/L	<0.2	0.5 µg/L	92.2	----	62	116	----	----
Indeno(1.2.3.cd)pyrene	193-39-5	0.2	µg/L	<0.2	0.5 µg/L	95.0	----	61	119	----	----
Dibenz(a.h)anthracene	53-70-3	0.2	µg/L	<0.2	0.5 µg/L	82.2	----	64	117	----	----
Benzo(g.h.i)perylene	191-24-2	0.2	µg/L	<0.2	0.5 µg/L	69.3	----	62	119	----	----
EP-076B: Phenol, Hexachlorobenzene and Bis(2-ethylhexyl) Phthalate (QC Lot: 2994060)											
Phenol	108-95-2	5	µg/L	<5.0	0.5 µg/L	68.9	----	45	85	----	----
Hexachlorobenzene (HCB)	118-74-1	5	µg/L	<5.0	0.5 µg/L	75.1	----	45	122	----	----
Bis(2-ethylhexyl)phthalate	117-81-7	10	µg/L	<10.0	0.5 µg/L	102	----	78	137	----	----
EP-071HK_SR: Total Petroleum Hydrocarbons (TPH) (QC Lot: 3004351)											
C9 - C16 Fraction	----	0.5	mg/L	<0.5	0.21 mg/L	80.4	----	12	112	----	----
C17 - C35 Fraction	----	0.5	mg/L	<0.5	0.60 mg/L	94.3	----	4	130	----	----
EP-071HK_SR: Total Petroleum Hydrocarbons (TPH) (QC Lot: 3005949)											
C6 - C8 Fraction	----	0.02	mg/L	<0.02	0.03 mg/L	117	----	76	1134	----	----
EP-074_SR-A: Monocyclic Aromatic Hydrocarbons (MAH) (QC Lot: 3005948)											
Benzene	71-43-2	0.5	µg/L	<0.5	2 µg/L	97.0	----	58	126	----	----
Toluene	108-88-3	0.5	µg/L	<0.5	2 µg/L	94.4	----	63	124	----	----
Ethylbenzene	100-41-4	0.5	µg/L	<0.5	2 µg/L	104	----	62	123	----	----
meta- & para-Xylene	108-38-3 106-42-3	1	µg/L	<1	4 µg/L	113	----	66	126	----	----
ortho-Xylene	95-47-6	0.5	µg/L	<0.5	2 µg/L	109	----	62	125	----	----
Xylenes (Total)	----	2	µg/L	<2	6 µg/L	111	----	65	126	----	----

Matrix Spike (MS) and Matrix Spike Duplicate (MSD) Report

Matrix: SOIL

Laboratory sample ID	Client sample ID	Method: Compound	CAS Number	Matrix Spike (MS) and Matrix Spike Duplicate (MSD) Report						
				Spike Concentration	Spike Recovery (%)		Recovery Limits (%)		RPD (%)	
					MS	MSD	Low	High	Value	Control Limit
EG: Metals and Major Cations (QC Lot: 3004494)										
HK1320963-003	Anonymous	EG020: Cadmium	7440-43-9	5 mg/kg	94.7	----	75	125	----	----
		EG020: Copper	7440-50-8	5 mg/kg	# Not Determined	----	75	125	----	----
		EG020: Lead	7439-92-1	5 mg/kg	# Not Determined	----	75	125	----	----
		EG020: Zinc	7440-66-6	5 mg/kg	# Not Determined	----	75	125	----	----
EG: Metals and Major Cations (QC Lot: 3004496)										
HK1320963-003	Anonymous	EG036: Mercury	7439-97-6	0.1 mg/kg	# Not Determined	----	75	125	----	----
EG: Metals and Major Cations (QC Lot: 3004497)										
HK1320963-003	Anonymous	EG3060: Hexavalent Chromium	18540-29-9	40 mg/kg	75.1	----	75	125	----	----
EP-071HK_SR: Total Petroleum Hydrocarbons (TPH) (QC Lot: 3004350)										
HK1321360-002	BD4 6.0M-7.5M	C9 - C16 Fraction	----	32 mg/kg	69.7	----	50	130	----	----
		C17 - C35 Fraction	----	90 mg/kg	71.0	----	50	130	----	----
EP-071HK_SR: Total Petroleum Hydrocarbons (TPH) (QC Lot: 3004354)										
HK1321360-002	BD4 6.0M-7.5M	C6 - C8 Fraction	----	4.5 mg/kg	80.8	----	50	130	----	----

Matrix: WATER

Laboratory sample ID	Client sample ID	Method: Compound	CAS Number	Matrix Spike (MS) and Matrix Spike Duplicate (MSD) Report						
				Spike Concentration	Spike Recovery (%)		Recovery Limits (%)		RPD (%)	
					MS	MSD	Low	High	Value	Control Limit
EG: Metals and Major Cations - Filtered (QC Lot: 3004511)										
HK1321360-004	TRIP BLANK	EG036: Mercury	7439-97-6	0.2 µg/L	92.5	----	75	125	----	----
EG: Metals and Major Cations - Filtered (QC Lot: 3004512)										
HK1321360-004	TRIP BLANK	EG020: Cadmium	7440-43-9	100 µg/L	98.8	----	75	125	----	----
		EG020: Copper	7440-50-8	100 µg/L	101	----	75	125	----	----
		EG020: Lead	7439-92-1	100 µg/L	92.3	----	75	125	----	----
		EG020: Zinc	7440-66-6	100 µg/L	98.2	----	75	125	----	----
EG: Metals and Major Cations - Filtered (QC Lot: 3004513)										
HK1321360-004	TRIP BLANK	EG050: Hexavalent Chromium	18540-29-9	100 µg/L	96.6	----	75	125	----	----

Surrogate Control Limits

Sub-Matrix: SOIL

Compound	CAS Number	Recovery Limits (%)	
		Low	High
EP-076S: Polycyclic Aromatics Hydrocarbons (PAHs) Surrogates			

Sub-Matrix: SOIL

Compound	CAS Number	Recovery Limits (%) Low	High
EP-076S: Polycyclic Aromatics Hydrocarbons (PAHs) Surrogates - Continued			
2-Fluorobiphenyl	321-60-8	50	130
4-Terphenyl-d14	1718-51-0	50	130
EP-080_SRS: TPH(Volatile)/BTEX Surrogate			
Dibromofluoromethane	1868-53-7	80	120
Toluene-D8	2037-26-5	81	117
4-Bromofluorobenzene	460-00-4	74	121
EP-074_SR-S: VOC Surrogates			
Dibromofluoromethane	1868-53-7	80	120
Toluene-D8	2037-26-5	81	117
4-Bromofluorobenzene	460-00-4	74	121

Sub-Matrix: WATER

Compound	CAS Number	Recovery Limits (%) Low	High
EP-076S: Polycyclic Aromatics Hydrocarbons (PAHs) Surrogates			
2-Fluorobiphenyl	321-60-8	50	130
4-Terphenyl-d14	1718-51-0	50	130
EP-080_SRS: TPH(Volatile)/BTEX Surrogate			
Dibromofluoromethane	1868-53-7	86	118
Toluene-D8	2037-26-5	88	110
4-Bromofluorobenzene	460-00-4	86	115
EP-074_SR-S: VOC Surrogates			
Dibromofluoromethane	1868-53-7	86	118
Toluene-D8	2037-26-5	88	110
4-Bromofluorobenzene	460-00-4	86	115

ALS Technichem (HK) Pty Ltd

ALS Laboratory Group
ANALYTICAL CHEMISTRY & TESTING SERVICES

HOKLAS 066 TEST

CERTIFICATE OF ANALYSIS

Client	: CIVIL ENGINEERING AND DEVELOPMENT DEPARTMENT	Laboratory	: ALS Technichem HK Pty Ltd	Page	: 1 of 7
Contact	: MR SUN NG	Contact	: Fung Lim Chee, Richard	Work Order	: HK1321366
Address	: GEOTECHNICAL PROJECTS DIVISION, GEOTECHNICAL ENGINEERING OFFICE, 23/F., KWUN TONG VIEW, 410 KWUN TONG ROAD, KOWLOON, HONG KONG	Address	: 11/F., Chung Shun Knitting Centre, 1 - 3 Wing Yip Street, Kwai Chung, N.T., Hong Kong		
E-mail	: sunng@cedd.gov.hk	E-mail	: Richard.Fung@alsglobal.com		
Telephone	: ----	Telephone	: +852 2610 1044		
Facsimile	: ----	Facsimile	: +852 2610 2021		
Project	: DEMOLITION OF BUILDING AND STRUCTURES IN THE PROPOSED KENNEDY TOWN COMPREHENSIVE DEVELOPMENT AREA	Quote number	: ----	Date Samples Received	: 07-AUG-2013
Order number	: GE/2012/24.08			Issue Date	: 21-AUG-2013
C-O-C number	: H028452			No. of samples received	: 2
Site	: ----			No. of samples analysed	: 2

This report may not be reproduced except with prior written approval from the testing laboratory.

Hong Kong Accreditation Service (HKAS) has accedited this laboratory (ALS Technichem (HK) Pty Ltd) under Hong Kong Laboratory Accreditation Scheme (HOKLAS) for specific laboratory activities as listed in the HOKLAS Directory of Accredited Laboratories. The results shown in this certificate were determined by this laboratory in accordance with its terms of accreditation.

This document has been electronically signed by those names that appear on this report and are the authorised signatories. Electronic signing has been carried out in compliance with procedures specified in the Electronic Transactions Ordinance of Hong Kong, Chapter 553, Section 6.

Signatories	*Position*	*Authorised results for*
Anh Ngoc Huynh	Senior Chemist - Organics	Organics
Wong Wing, Kenneth	Assistant Supervisor - Metals	Inorganics

General Comments

This report supersedes any previous report(s) with this reference. Results apply to the sample(s) as submitted. All pages of this report have been checked and approved for release. When sampling time information is not provided by the client, sampling dates are shown without a time component. In these instances, the time component has been assumed by the laboratory for processing purposes. The completion date of analysis is: 15-AUG-2013

Key: LOR = Limit of reporting; CAS Number = CAS registry number from database maintained by Chemical Abstracts Services. The Chemical Abstracts Service is a division of the American Chemical Society.

Specific comments for Work Order: **HK1321366**

Project Name: Demolition of Building and Structures in the Proposed Kennedy Town Comprehensive Development Area Site.

Sample(s) were received in a chilled condition.

Water sample(s) analysed and reported on an as received basis.

Water sample(s) were filtered prior to dissolved metal analysis.

Analytical Results

Sub-Matrix: **WATER**

Compound	CAS Number	LOR	Unit	Client sample ID: BD4 7.5M-9.0M GROUND WATER	Client sample ID: TRIP BLANK			
				Client sampling date / time: 07-AUG-2013 16:00	07-AUG-2013 16:00			
				HK1321366-001	HK1321366-002			
EG: Metals and Major Cations - Filtered								
EG020: Cadmium	7440-43-9	0.2	µg/L	----	<0.2			
EG020: Copper	7440-50-8	1	µg/L	----	<1			
EG020: Lead	7439-92-1	1	µg/L	----	<1			
EG020: Zinc	7440-66-6	10	µg/L	----	<10			
EG036: Mercury	7439-97-6	0.05	µg/L	<0.05	<0.05			
EG049: Trivalent Chromium	16065-83-1	20	µg/L	----	<20			
EG050: Hexavalent Chromium	18540-29-9	20	µg/L	----	<20			
EP-076A: Polycyclic Aromatic Hydrocarbons (PAHs)								
Naphthalene	91-20-3	2.0	µg/L	<2.0	<2.0			
Acenaphthylene	208-96-8	2.0	µg/L	<2.0	<2.0			
Acenaphthene	83-32-9	2.0	µg/L	<2.0	<2.0			
Fluorene	86-73-7	2.0	µg/L	<2.0	<2.0			
Phenanthrene	85-01-8	2.0	µg/L	<2.0	<2.0			
Anthracene	120-12-7	2.0	µg/L	<2.0	<2.0			
Fluoranthene	206-44-0	2.0	µg/L	<2.0	<2.0			
Pyrene	129-00-0	2.0	µg/L	<2.0	<2.0			
Benz(a)anthracene	56-55-3	2.0	µg/L	----	<2.0			
Chrysene	218-01-9	1.0	µg/L	<1.0	<1.0			
Benzo(b)fluoranthene	205-99-2	1.0	µg/L	<1.0	<1.0			
Benzo(k)fluoranthene	207-08-9	1.0	µg/L	----	<1.0			
Benzo(a)pyrene	50-32-8	2.0	µg/L	----	<2.0			
Indeno(1.2.3.cd)pyrene	193-39-5	2.0	µg/L	----	<2.0			
Dibenz(a.h)anthracene	53-70-3	2.0	µg/L	----	<2.0			
Benzo(g.h.i)perylene	191-24-2	2.0	µg/L	----	<2.0			
EP-076B: Phenol, Hexachlorobenzene and Bis(2-ethylhexyl) Phthalate								
Phenol	108-95-2	2.0	µg/L	----	<2.0			
Hexachlorobenzene (HCB)	118-74-1	4.0	µg/L	<4.0	<4.0			
Bis(2-ethylhexyl)phthalate	117-81-7	10.0	µg/L	----	<10.0			
EP-071HK_SR: Total Petroleum Hydrocarbons (TPH)								
C6 - C8 Fraction	----	20	µg/L	<20	<20			
C9 - C16 Fraction	----	500	µg/L	<500	<500			
C17 - C35 Fraction	----	500	µg/L	<500	<500			
EP-074_SR-A: Monocyclic Aromatic Hydrocarbons (MAH)								
Benzene	71-43-2	5.0	µg/L	<5.0	<5.0			
Toluene	108-88-3	5.0	µg/L	<5.0	<5.0			
Ethylbenzene	100-41-4	5.0	µg/L	<5.0	<5.0			

Sub-Matrix: **WATER**			*Client sample ID*	**BD4 7.5M-9.0M GROUND WATER**	**TRIP BLANK**			
			Client sampling date / time	07-AUG-2013 16:00	07-AUG-2013 16:00			
Compound	*CAS Number*	*LOR*	*Unit*	**HK1321366-001**	**HK1321366-002**			
EP-074_SR-A: Monocyclic Aromatic Hydrocarbons (MAH) - Continued								
meta- & para-Xylene	108-38-3 106-42-3	10	µg/L	<10	<10			
ortho-Xylene	95-47-6	5.0	µg/L	<5.0	<5.0			
Xylenes (Total)	----	20	µg/L	<20	<20			
EP-076S: Polycyclic Aromatics Hydrocarbons (PAHs) Surrogates								Surrogate control limits listed at end of this report.
2-Fluorobiphenyl	321-60-8	0.1	%	**69.7**	**50.6**			
4-Terphenyl-d14	1718-51-0	0.1	%	**97.3**	**80.6**			
EP-080_SRS: TPH(Volatile)/BTEX Surrogate								Surrogate control limits listed at end of this report.
Dibromofluoromethane	1868-53-7	0.1	%	**94.3**	**96.3**			
Toluene-D8	2037-26-5	0.1	%	**96.4**	**97.2**			
4-Bromofluorobenzene	460-00-4	0.1	%	**108**	**108**			
EP-074_SR-S: VOC Surrogates								Surrogate control limits listed at end of this report.
Dibromofluoromethane	1868-53-7	0.1	%	**94.3**	**96.3**			
Toluene-D8	2037-26-5	0.1	%	**96.4**	**97.2**			
4-Bromofluorobenzene	460-00-4	0.1	%	**108**	**108**			

Laboratory Duplicate (DUP) Report

Matrix: WATER

Laboratory sample ID	Client sample ID	Method: Compound	CAS Number	Laboratory Duplicate (DUP) Report				
				LOR	Unit	Original Result	Duplicate Result	RPD (%)
EG: Metals and Major Cations - Filtered (QC Lot: 3004511)								
HK1321366-002	TRIP BLANK	**EG036: Mercury**	7439-97-6	0.05	µg/L	<0.05	<0.05	0.0
EG: Metals and Major Cations - Filtered (QC Lot: 3004512)								
HK1321366-002	TRIP BLANK	**EG020: Cadmium**	7440-43-9	0.2	µg/L	<0.2	<0.2	0.0
		EG020: Copper	7440-50-8	1	µg/L	<1	<1	0.0
		EG020: Lead	7439-92-1	1	µg/L	<1	<1	0.0
		EG020: Zinc	7440-66-6	10	µg/L	<10	<10	0.0
EG: Metals and Major Cations - Filtered (QC Lot: 3004513)								
HK1321366-002	TRIP BLANK	**EG050: Hexavalent Chromium**	18540-29-9	20	µg/L	<20	<20	0.0
EP-071HK_SR: Total Petroleum Hydrocarbons (TPH) (QC Lot: 3005949)								
HK1321360-004	Anonymous	**C6 - C8 Fraction**	----	0.02	mg/L	<0.02	<0.02	0.0
EP-074_SR-A: Monocyclic Aromatic Hydrocarbons (MAH) (QC Lot: 3005948)								
HK1321360-004	Anonymous	**meta- & para-Xylene**	108-38-3 106-42-3	10	µg/L	<10	<10	0.0
		Xylenes (Total)	----	20	µg/L	<20	<20	0.0
		Benzene	71-43-2	5.0	µg/L	<5.0	<5.0	0.0
		Toluene	108-88-3	5.0	µg/L	<5.0	<5.0	0.0
		Ethylbenzene	100-41-4	5.0	µg/L	<5.0	<5.0	0.0
		ortho-Xylene	95-47-6	5.0	µg/L	<5.0	<5.0	0.0

Method Blank (MB), Laboratory Control Spike (LCS) and Laboratory Control Spike Duplicate (DCS) Report

Matrix: WATER

Method: Compound	CAS Number	Method Blank (MB) Report			Laboratory Control Spike (LCS) and Laboratory Control Spike Duplicate (DCS) Report						
					Spike Concentration	Spike Recovery (%)		Recovery Limits (%)		RPD (%)	
		LOR	Unit	Result		LCS	DCS	Low	High	Value	Control Limit
EG: Metals and Major Cations - Filtered (QC Lot: 3004511)											
EG036: Mercury	7439-97-6	0.05	µg/L	<0.05	0.2 µg/L	94.0	----	80	116	----	----
EG: Metals and Major Cations - Filtered (QC Lot: 3004512)											
EG020: Cadmium	7440-43-9	0.2	µg/L	<0.2	100 µg/L	93.9	----	78	112	----	----
EG020: Copper	7440-50-8	1	µg/L	<1	100 µg/L	97.3	----	79	113	----	----
EG020: Lead	7439-92-1	1	µg/L	<1	100 µg/L	93.7	----	81	109	----	----
EG020: Zinc	7440-66-6	10	µg/L	<10	100 µg/L	89.1	----	73	121	----	----
EG: Metals and Major Cations - Filtered (QC Lot: 3004513)											
EG050: Hexavalent Chromium	18540-29-9	20	µg/L	<20	100 µg/L	95.8	----	85	115	----	----
EP-076: Polycyclic Aromatics Hydrocarbons (PAHs) (QC Lot: 2994060)											
Naphthalene	91-20-3	0.2	µg/L	<0.2	0.5 µg/L	85.1	----	54	110	----	----
Acenaphthylene	208-96-8	0.2	µg/L	<0.2	0.5 µg/L	68.1	----	54	103	----	----
Acenaphthene	83-32-9	0.2	µg/L	<0.2	0.5 µg/L	70.5	----	56	102	----	----
Fluorene	86-73-7	0.2	µg/L	<0.2	0.5 µg/L	75.4	----	50	105	----	----
Phenanthrene	85-01-8	0.2	µg/L	<0.2	0.5 µg/L	76.3	----	53	106	----	----

Matrix: WATER

Method: Compound	CAS Number	Method Blank (MB) Report			Laboratory Control Spike (LCS) and Laboratory Control Spike Duplicate (DCS) Report					
					Spike Concentration	Spike Recovery (%)		Recovery Limits (%)		RPD (%)	
		LOR	Unit	Result		LCS	DCS	Low	High	Value	Control Limit
EP-076: Polycyclic Aromatics Hydrocarbons (PAHs) (QC Lot: 2994060) - Continued											
Anthracene	120-12-7	0.2	µg/L	<0.2	0.5 µg/L	62.7	----	54	107	----	----
Fluoranthene	206-44-0	0.2	µg/L	<0.2	0.5 µg/L	81.0	----	63	118	----	----
Pyrene	129-00-0	0.2	µg/L	<0.2	0.5 µg/L	84.8	----	67	120	----	----
Benz(a)anthracene	56-55-3	0.2	µg/L	<0.2	0.5 µg/L	101	----	57	117	----	----
Chrysene	218-01-9	0.2	µg/L	<0.2	0.5 µg/L	99.3	----	61	123	----	----
Benzo(b)fluoranthene	205-99-2	0.2	µg/L	<0.2	0.5 µg/L	98.6	----	55	112	----	----
Benzo(k)fluoranthene	207-08-9	0.2	µg/L	<0.2	0.5 µg/L	98.1	----	59	119	----	----
Benzo(a)pyrene	50-32-8	0.2	µg/L	<0.2	0.5 µg/L	92.2	----	62	116	----	----
Indeno(1.2.3.cd)pyrene	193-39-5	0.2	µg/L	<0.2	0.5 µg/L	95.0	----	61	119	----	----
Dibenz(a.h)anthracene	53-70-3	0.2	µg/L	<0.2	0.5 µg/L	82.2	----	64	117	----	----
Benzo(g.h.i)perylene	191-24-2	0.2	µg/L	<0.2	0.5 µg/L	69.3	----	62	119	----	----
EP-076B: Phenol, Hexachlorobenzene and Bis(2-ethylhexyl) Phthalate (QC Lot: 2994060)											
Phenol	108-95-2	5	µg/L	<5.0	0.5 µg/L	68.9	----	45	85	----	----
Hexachlorobenzene (HCB)	118-74-1	5	µg/L	<5.0	0.5 µg/L	75.1	----	45	122	----	----
Bis(2-ethylhexyl)phthalate	117-81-7	10	µg/L	<10.0	0.5 µg/L	102	----	78	137	----	----
EP-071HK_SR: Total Petroleum Hydrocarbons (TPH) (QC Lot: 3004351)											
C9 - C16 Fraction	----	0.5	mg/L	<0.5	0.21 mg/L	80.4	----	12	112	----	----
C17 - C35 Fraction	----	0.5	mg/L	<0.5	0.60 mg/L	94.3	----	4	130	----	----
EP-071HK_SR: Total Petroleum Hydrocarbons (TPH) (QC Lot: 3005949)											
C6 - C8 Fraction	----	0.02	mg/L	<0.02	0.03 mg/L	117	----	76	1134	----	----
EP-074_SR-A: Monocyclic Aromatic Hydrocarbons (MAH) (QC Lot: 3005948)											
Benzene	71-43-2	0.5	µg/L	<0.5	2 µg/L	97.0	----	58	126	----	----
Toluene	108-88-3	0.5	µg/L	<0.5	2 µg/L	94.4	----	63	124	----	----
Ethylbenzene	100-41-4	0.5	µg/L	<0.5	2 µg/L	104	----	62	123	----	----
meta- & para-Xylene	108-38-3 106-42-3	1	µg/L	<1	4 µg/L	113	----	66	126	----	----
ortho-Xylene	95-47-6	0.5	µg/L	<0.5	2 µg/L	109	----	62	125	----	----
Xylenes (Total)	----	2	µg/L	<2	6 µg/L	111	----	65	126	----	----

Matrix Spike (MS) and Matrix Spike Duplicate (MSD) Report

Matrix: WATER

Laboratory sample ID	Client sample ID	Method: Compound	CAS Number	Matrix Spike (MS) and Matrix Spike Duplicate (MSD) Report						
				Spike Concentration	Spike Recovery (%)		Recovery Limits (%)		RPD (%)	
					MS	MSD	Low	High	Value	Control Limit
EG: Metals and Major Cations - Filtered (QC Lot: 3004511)										
HK1321360-004	Anonymous	**EG036: Mercury**	7439-97-6	0.2 µg/L	92.5	----	75	125	----	----
EG: Metals and Major Cations - Filtered (QC Lot: 3004512)										
HK1321360-004	Anonymous	**EG020: Cadmium**	7440-43-9	100 µg/L	98.8	----	75	125	----	----
		EG020: Copper	7440-50-8	100 µg/L	101	----	75	125	----	----
		EG020: Lead	7439-92-1	100 µg/L	92.3	----	75	125	----	----
		EG020: Zinc	7440-66-6	100 µg/L	98.2	----	75	125	----	----
EG: Metals and Major Cations - Filtered (QC Lot: 3004513)										
HK1321360-004	Anonymous	**EG050: Hexavalent Chromium**	18540-29-9	100 µg/L	96.6	----	75	125	----	----

Surrogate Control Limits

Sub-Matrix: WATER

Compound	CAS Number	Recovery Limits (%)	
		Low	High
EP-076S: Polycyclic Aromatics Hydrocarbons (PAHs) Surrogates			
2-Fluorobiphenyl	321-60-8	50	130
4-Terphenyl-d14	1718-51-0	50	130
EP-080_SRS: TPH(Volatile)/BTEX Surrogate			
Dibromofluoromethane	1868-53-7	86	118
Toluene-D8	2037-26-5	88	110
4-Bromofluorobenzene	460-00-4	86	115
EP-074_SR-S: VOC Surrogates			
Dibromofluoromethane	1868-53-7	86	118
Toluene-D8	2037-26-5	88	110
4-Bromofluorobenzene	460-00-4	86	115

Appendix H. Schematic Diagram of Biopile

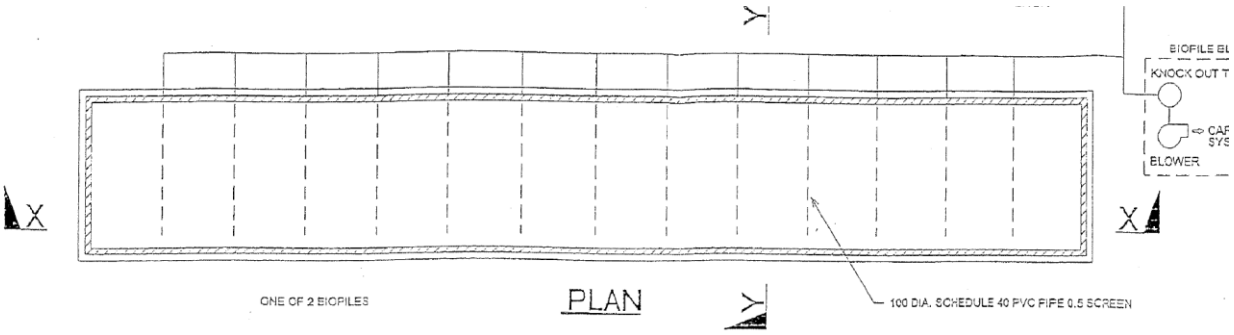
Y
BIOFILE BL
KNOCK OUT T
CAF
SYS
BLOWER
X
X
ONE OF 2 BIOPILES
PLAN
Y
100 DIA. SCHEDULE 40 PVC PIPE 0.5 SCREEN

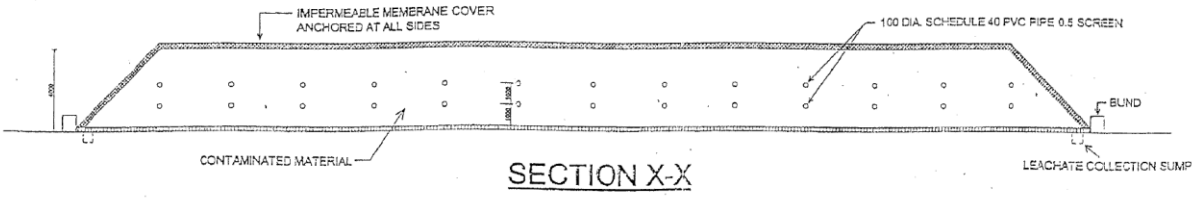
IMPERMEABLE MEMERANE COVER
ANCHORED AT ALL SIDES
100 DIA. SCHEDULE 40 PVC PIPE 0.5 SCREEN
BUND
CONTAMINATED MATERIAL
LEACHATE COLLECTION SUMP
SECTION X-X

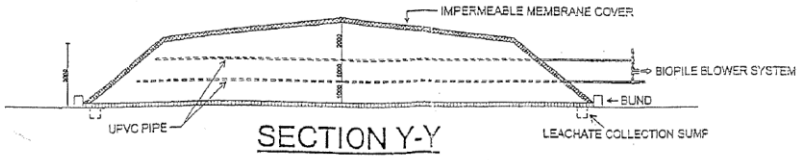
IMPERMEABLE MEMBRANE COVER
BIOPILE BLOWER SYSTEM
BUND
UPVC PIPE
LEACHATE COLLECTION SUMP
SECTION Y-Y

Appendix I. Contamination Parameters and Depths for Each Grid

This page left intentionally blank for pagination.

Kennedy Town Comprehensive Development Area
Contaminated soil layers



Kennedy Town Comprehensive Development Area
Contaminated soil layers

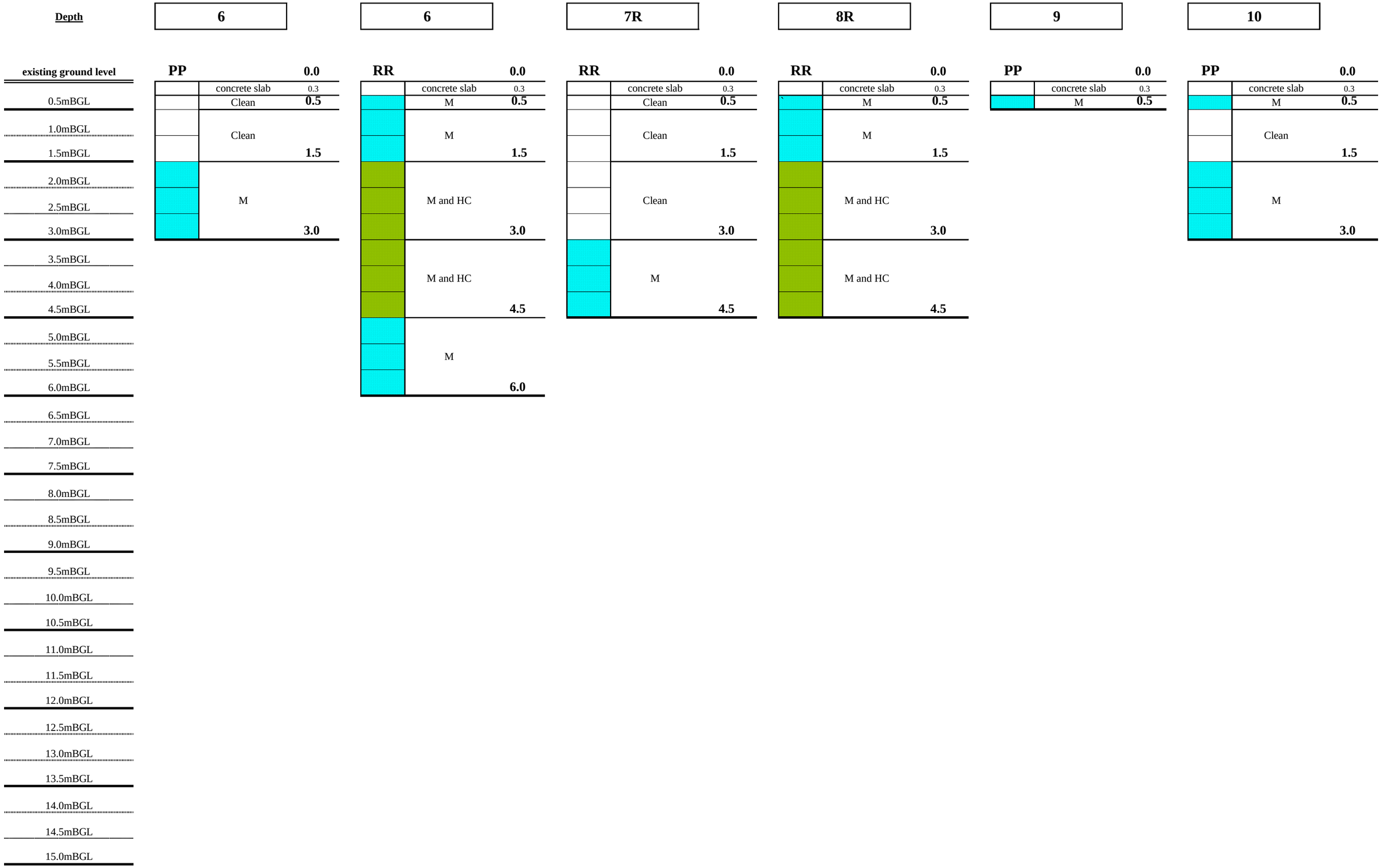

Kennedy Town Comprehensive Development Area
Contaminated soil layers

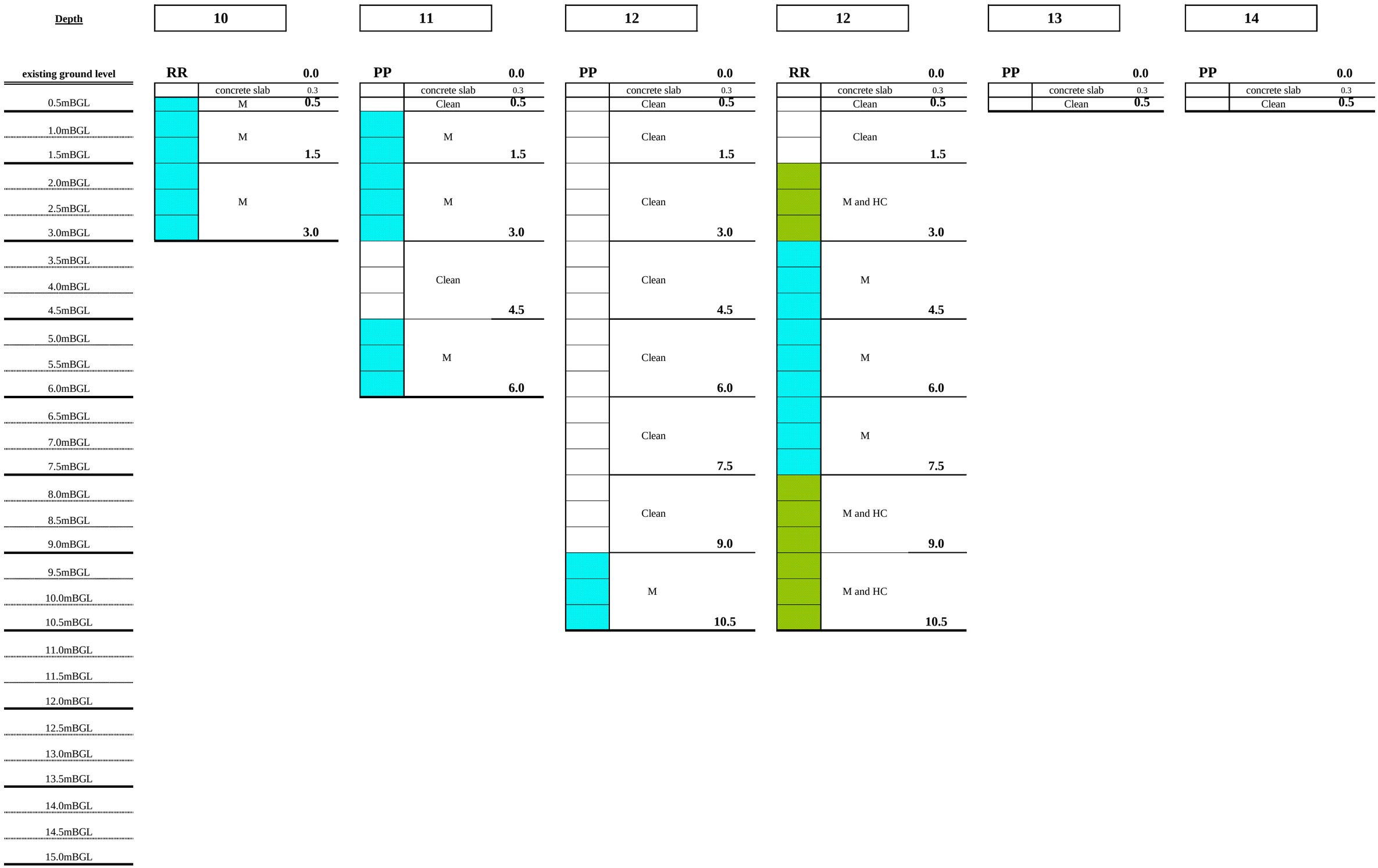

Kennedy Town Comprehensive Development Area
Contaminated soil layers

Depth	14	15	16	16	17	17
existing ground level	RR 0.0	PP 0.0	PP 0.0	RR 0.0	PP 0.0	RR 0.0
	concrete slab 0.3	concrete slab 0.3	concrete slab 0.3	concrete slab 0.3	concrete slab 0.3	concrete slab 0.3
0.5mBGL	M 0.5	M 0.5	M 0.5	M and HC 0.5	M 0.5	M 0.5
1.0mBGL	Clean		Clean	M and HC	Clean	M
1.5mBGL	1.5		1.5	1.5	1.5	1.5
2.0mBGL	Clean		Clean	Clean	Clean	Clean
2.5mBGL						
3.0mBGL	3.0		3.0	3.0	3.0	3.0
3.5mBGL	Clean		Clean	Clean	M	M and HC
4.0mBGL						
4.5mBGL	4.5		4.5	4.5	4.5	4.5
5.0mBGL	Clean		Clean	M and HC	Clean	Clean
5.5mBGL						
6.0mBGL	6.0		6.0	6.0	6.0	6.0
6.5mBGL	M		HC	M and HC	HC	M and HC
7.0mBGL						
7.5mBGL	7.5		7.5	7.5	7.5	7.5
8.0mBGL	Clean		HC	HC		Clean
8.5mBGL						
9.0mBGL	9.0		9.0	9.0		9.0
9.5mBGL	Clean		HC	HC		Clean
10.0mBGL						
10.5mBGL	10.5		10.5	10.5		10.5
11.0mBGL	M and HC			HC		M
11.5mBGL						
12.0mBGL	12.0			12.0		12.0
12.5mBGL						
13.0mBGL						
13.5mBGL						
14.0mBGL						
14.5mBGL						
15.0mBGL						

Kennedy Town Comprehensive Development Area
Contaminated soil layers

Depth	18	18	19	20	20	21
existing ground level	PP 0.0	RR 0.0	RR 0.0	PP 0.0	RR 0.0	RR 0.0
	concrete slab 0.3	concrete slab 0.3	concrete slab 0.3	concrete slab 0.3	concrete slab 0.3	concrete slab 0.3
0.5mBGL	M 0.5	M 0.5	Clean 0.5	M and HC 0.5	M and HC 0.5	M 0.5
1.0mBGL	Clean	M	M and HC	M and HC	M and HC	Clean
1.5mBGL	1.5	1.5	1.5	1.5	1.5	1.5
2.0mBGL	M	M	Clean	M	M	Clean
2.5mBGL						
3.0mBGL	3.0	3.0	3.0	3.0	3.0	3.0
3.5mBGL	Clean	M	M	Clean	Clean	Clean
4.0mBGL						
4.5mBGL	4.5	4.5	4.5	4.5	4.5	4.5
5.0mBGL	Clean	M	Clean	HC	HC	Clean
5.5mBGL						
6.0mBGL	6.0	6.0	6.0	6.0	6.0	6.0
6.5mBGL	M	M	M and HC	Clean	Clean	M
7.0mBGL						
7.5mBGL	7.5	7.5	7.5	7.5	7.5	7.5
8.0mBGL		Clean	M	Clean	Clean	M and HC
8.5mBGL						
9.0mBGL		9.0	9.0	9.0	9.0	9.0
9.5mBGL		Clean		Clean	HC	
10.0mBGL						
10.5mBGL		10.5		10.5	10.5	
11.0mBGL		M and HC		HC	HC	
11.5mBGL						
12.0mBGL		12.0		12.0	12.0	
12.5mBGL						
13.0mBGL						
13.5mBGL						
14.0mBGL						
14.5mBGL						
15.0mBGL						

Kennedy Town Comprehensive Development Area
Contaminated soil layers



Kennedy Town Comprehensive Development Area
Contaminated soil layers

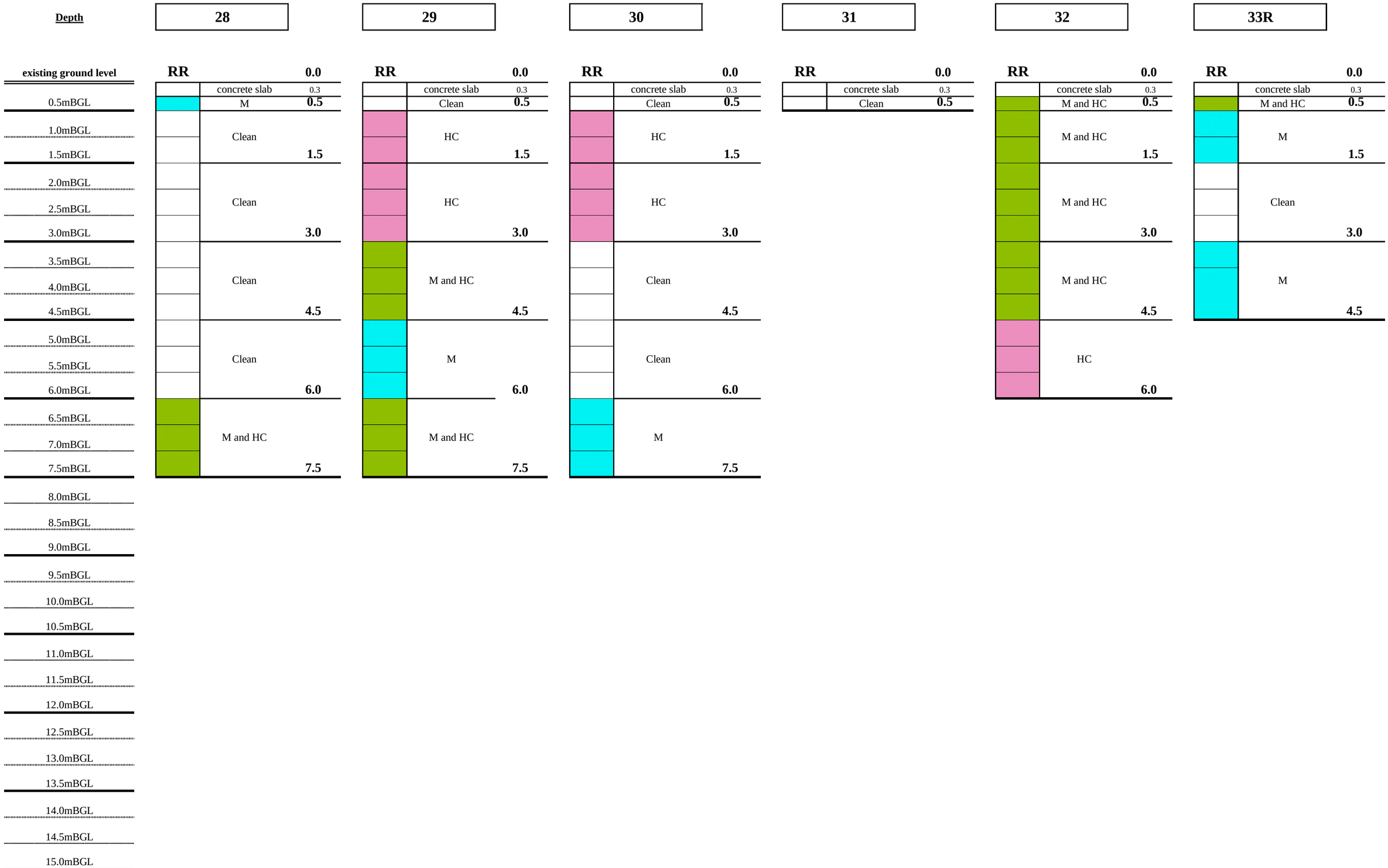

Kennedy Town Comprehensive Development Area
Contaminated soil layers

Depth	34	35	36	37	AR	B
existing ground level	RR 0.0	RR 0.0	RR 0.0	RR 0.0	RR 0.0	RR 0.0
0.5mBGL	concrete slab 0.3 M 0.5	concrete slab 0.3 Clean 0.5	concrete slab 0.3 M 0.5	concrete slab 0.3 Clean 0.5	concrete slab 0.3 M 0.5	Concrete alab 0.3 Clean 0.5
1.0mBGL	M		M	M	M	Clean
1.5mBGL	1.5		1.5	1.5	1.5	1.5
2.0mBGL	M		M	Clean	M	Clean
2.5mBGL						
3.0mBGL	3.0		3.0	3.0	3.0	3.0
3.5mBGL	M		Clean	M		Clean
4.0mBGL						
4.5mBGL	4.5		4.5	4.5		4.5
5.0mBGL						Clean
5.5mBGL			M and HC			
6.0mBGL			6.0			6.0
6.5mBGL						M
7.0mBGL						
7.5mBGL						7.5
8.0mBGL						M
8.5mBGL						
9.0mBGL						9.0
9.5mBGL						
10.0mBGL						
10.5mBGL						
11.0mBGL						
11.5mBGL						
12.0mBGL						
12.5mBGL						
13.0mBGL						
13.5mBGL						
14.0mBGL						
14.5mBGL						
15.0mBGL						

Kennedy Town Comprehensive Development Area
Contaminated soil layers

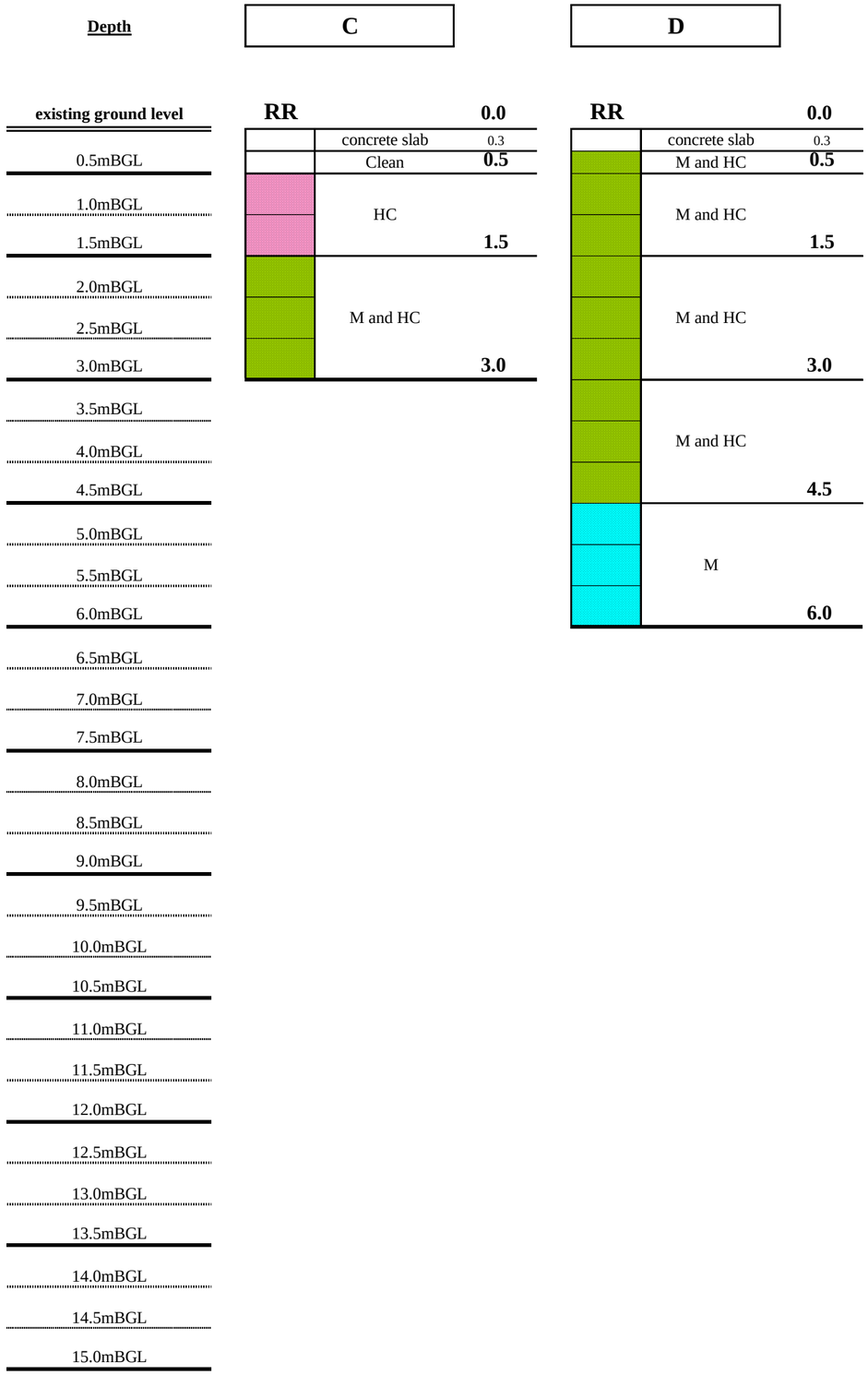

Appendix J. Concrete Slab, Excavated Soil and Decontaminated Soil Volumes for Each Grid

Table J.1: Concrete Slab Volumes, Contamination Parameters and Soil Volume Estimation based on RBRGs for Relevant Land Uses

Grid	Land Use[1]	Borehole	Parameter	Depth of Decontamination Layer (m)	Conc. (mg/kg)	Concrete Slab Volume (m^3)	Excavated Soil Volume (m^3)	Decontaminated Soil Volume (m^3)		
								Type A[2]	Type B[2]	Type C[2]
1	PP	TB10	Pb	0.4	2744	211	843	843	-	-
				1.2	10310					
			Zn	1.2	30510					
2	PP	-	-	-	-	-	-	-	-	-
	RR	BH91	PCR/TPH	3.0	<4215	173	1560	-	867	-
3R	RR		-	-	-	-	-	-	-	-
4R	RR	BH7	Pb	3.0	297	205	2863	-	-	2181
		BH9	Pb	4.5	268					
			Benzo(a)pyrene	4.5	1.2					
		BH10a	Benzo(a)pyrene	0.5	6					
				3.0	1.5					
			PCR/TPH	0.5	<656					
		BD1	Pb	0.5	578					
5	PP	BH70	Pb	0.5	1116	229	3207	2061	-	-
		BH74	Pb	1.5	3360					
		BH76	Pb	0.5	8300					
		TB11	Pb	0.5	1116					
		TB28	Pb	3.6	1313					
6	PP	BH61	As	3.0	84	81	725	403	-	-
	RR	BH53	Pb	0.5	277	208	3948	1870	-	2078
		BH57	As	3.0	42.4					
			Pb	0.5	430					

Grid	Land Use[1]	Borehole	Parameter	Depth of Decontamination Layer (m)	Conc. (mg/kg)	Concrete Slab Volume (m^3)	Excavated Soil Volume (m^3)	Decontaminated Soil Volume (m^3)		
								Type A[2]	Type B[2]	Type C[2]
				1.5	587					
				3.0	440					
		BH58	Pb	6.0	407					
		BH59	Pb	4.5	785					
		BH61	As	3.0	84					
		BH81	As	6.0	30					
		BH90	Benzo(a)pyrene	3.0	1.8					
		TB4	As	3.9	42.4					
			Pb	2.7	587					
				3.9	440					
		TB8	Benzo(a)pyrene	3.1	1.8					
7R	RR	BH33	Pb	4.5	560	209	2928	1046	-	-
8R	RR	BH10	Pb	3.0	763	193	2703	772	-	1931
			Benzo(a)pyrene	3.0	1.9					
		BH11	Pb	4.5	3150					
			Benzo(a)pyrene	4.5	1.2					
			PCR/TPH	3.0	<2556					
				4.5	6068					
		BH15	Pb	1.5	373					
		BH16	Hg	0.5	7.64					
				1.5	226					
		BH30	Pb	0.5	521					
		BD2	Pb	0.5	356					
				1.5	605					
				3.0	280					

Grid	Land Use[1]	Borehole	Parameter	Depth of Decontamination Layer (m)	Conc. (mg/kg)	Concrete Slab Volume (m^3)	Excavated Soil Volume (m^3)	Decontaminated Soil Volume (m^3)		
								Type A[2]	Type B[2]	Type C[2]
			Hg	3.0	7.9					
			Benzo(a)pyrene	3.0	2.18					
		TB27	Pb	3.4	763					
			Benzo(a)pyrene	3.4	1.9					
9	PP	BH62	Pb	0.5	2190	226	151	151	-	-
10	PP	BH47	Pb	0.5	948	83	748	471	-	-
				3.0	1450					
		BH48	Pb	0.5	2950					
				3.0	2030					
		BH50	Pb	0.5	2560					
		BH51	Pb	3.0	883					
	RR	BH47	Pb	0.5	948	172	1544	1544	-	-
				1.5	468					
				3.0	1450					
			Hg	0.5	6.76					
				1.5	18.6					
				3.0	7.09					
		BH48	Pb	0.5	2950					
				1.5	422					
				3.0	2030					
			Hg	0.5	27.9					
				1.5	7.69					
				3.0	19.5					
		BH49	Pb	3.0	520					
		BH50	Pb	0.5	2560					

Grid	Land Use[1]	Borehole	Parameter	Depth of Decontamination Layer (m)	Conc. (mg/kg)	Concrete Slab Volume (m^3)	Excavated Soil Volume (m^3)	Decontaminated Soil Volume (m^3)		
								Type A[2]	Type B[2]	Type C[2]
				1.5	710					
		BH51	Pb	3.0	883					
		TB3	Pb	2.5	298					
		TB12	Pb	0.5	597					
11	PP	BH170	Pb	1.5	1060	236	4483	3146	-	-
				3.0	1370					
				6.0	958					
			Zn	1.5	10300					
12	PP	BH172	Pb	10.5	1870	69	2352	346	-	-
	RR	BH172	As	4.5	25	219	7450	3287	-	3287
				7.5	33.7					
				10.5	23					
			Pb	3.0	444					
				4.5	459					
				6.0	274					
				9.0	608					
				10.5	1870					
			Benzo(a)pyrene	3.0	1.3					
				9.0	2.5					
			PCR/TPH	10.5	815					
13	PP	-	-	-	-	-	-	-	-	-
14	PP	-	-	-	-	-	-	-	-	-
	RR	BH173	As	0.5	45	220	8585	1247	-	1101
				7.5	16.9					
			Pb	0.5	367					

Grid	Land Use[1]	Borehole	Parameter	Depth of Decontamination Layer (m)	Conc. (mg/kg)	Concrete Slab Volume (m^3)	Excavated Soil Volume (m^3)	Decontaminated Soil Volume (m^3)		
								Type A[2]	Type B[2]	Type C[2]
				12.0	265					
			Benzo(a)pyrene	12.0	3.6					
15	PP	BH137	Pb	0.5	1122	271	181	181	-	-
		BH142	Pb	0.5	1030					
16	PP	BH146	Benzo(a)pyrene	10.5	10	9	315	6	139	-
		BH147	Benzo(a)pyrene	7.5	68					
			Benzo(a)anthracene	7.5	56					
			Benzo(b)fluoranthene	7.5	44					
			Dibenzo(a,h)anthracene	7.5	12					
		BH149	Dibenzo(a,h)anthracene	9.0	4.9					
			Benzo(a)pyrene	7.5	11					
				9.0	15					
		BH177	Benzo(a)pyrene	10.5	5.5					
		TB15	Pb	0.4	2773					
	RR	BH146	Pb	1.5	300	279	10883	-	4186	3907
			Dibenzo(a,h)anthracene	10.5	3					
			Benzo(a)pyrene	10.5	10					
		BH147	Benzo(a)anthracene	7.5	56					
			Benzo(b)fluoranthene	7.5	44					
			Dibenzo(a,h)anthracene	7.5	12					
			Benzo(a)pyrene	6.0	1.7					
				7.5	68					
				9.0	1.4					
				10.5	1.6					
		BH148	Pb	0.5	270					

Grid	Land Use[1]	Borehole	Parameter	Depth of Decontamination Layer (m)	Conc. (mg/kg)	Concrete Slab Volume (m^3)	Excavated Soil Volume (m^3)	Decontaminated Soil Volume (m^3)		
								Type A[2]	Type B[2]	Type C[2]
				6.0	390					
				7.5	260					
			PCR/TPH	7.5	<838					
		BH149	Pb	0.5	410					
				1.5	570					
			Benzo(a)anthracene	9.0	26					
			Dibenzo(a,h)anthracene	7.5	2					
				9.0	4.9					
			Benzo(a)pyrene	6.0	2					
				7.5	11					
				9.0	15					
		BH177	Pb	1.5	260					
			Benzo(a)pyrene	1.5	1.4					
				10.5	5.5					
				12.0	3.8					
		TB15	As	0.4	33.5					
			Cu	0.4	6502					
			Hg	0.4	6.61					
			Pb	0.4	2773					
			Benzo(a)pyrene	0.4	3.1					
17	PP	BH128	Pb	0.5	1250	162	3880	916	808	-
		BH130	Hg	4.5	317					
		BH134	Benzo(b)fluoranthene	7.5	26					
			Dibenzo(a,h)anthracene	7.5	7.1					
			Benzo(a)pyrene	7.5	31					

Grid	Land Use[1]	Borehole	Parameter	Depth of Decontamination Layer (m)	Conc. (mg/kg)	Concrete Slab Volume (m^3)	Excavated Soil Volume (m^3)	Decontaminated Soil Volume (m^3)		
								Type A[2]	Type B[2]	Type C[2]
	RR	BH126	Pb	0.5	271	127	4939	1140	-	1266
		BH128	Pb	0.5	1250					
				1.5	316					
			Hg	1.5	6.78					
		BH130	Pb	4.5	853					
			Hg	4.5	317					
		BH134	Pb	7.5	460					
				12.0	400					
			Benzo(a)anthracene	7.5	25					
			Benzo(b)fluoranthene	7.5	26					
			Dibenzo(a,h)anthracene	7.5	7.1					
			Benzo(a)pyrene	4.5	1.3					
				7.5	31					
18	PP	BH117	Pb	7.5	1720	161	3856	1714	-	-
		BH122	Pb	0.5	1590					
		TB29	Pb	2.0	1371					
	RR	BH116	Pb	4.5	448	128	4978	3064	-	638
		BH117	Pb	7.5	1720					
			Hg	4.5	9.66					
		BH117A	Pb	3.0	666					
		BH120	Pb	6.0	346					
		BH122	Pb	0.5	1590					
		BH124	Pb	1.5	441					
		BH125	Pb	0.5	380					
				12.0	580					

Grid	Land Use[1]	Borehole	Parameter	Depth of Decontamination Layer (m)	Conc. (mg/kg)	Concrete Slab Volume (m^3)	Excavated Soil Volume (m^3)	Decontaminated Soil Volume (m^3)		
								Type A[2]	Type B[2]	Type C[2]
			PCR/TPH	12.0	<661					
		TB29	Pb	2.0	1371					
				3.0	666					
19	RR	BH179	As	7.5	22	251	7276	2509	-	2091
			Pb	1.5	960					
				4.5	2000					
				7.5	1800					
				9.0	300					
			Hg	9.0	8.3					
			Benzo(a)pyrene	1.5	5.7					
				7.5	1.6					
20	PP	BH110	Pb	0.5	1500	160	6226	798	1596	639
		BH111	Pb	0.5	2800					
				3.0	1860					
		BH112	Benzo(a)pyrene	12.0	13					
		BH114	Pb	1.5	1800					
			Benzo(a)pyrene	6.0	6.1					
		TB20	Pb	0.3	2764					
			Benzo(a)pyrene	0.3	4.4					
				1.5	110					
			PCR/TPH	1.5	<69812					
	RR	BH108	Pb	1.5	330	129	5018	643	1930	515
			PCR/TPH	1.5	<790					
		BH109	Pb	0.5	430					
				3.0	460					

Grid	Land Use[1]	Borehole	Parameter	Depth of Decontamination Layer (m)	Conc. (mg/kg)	Concrete Slab Volume (m^3)	Excavated Soil Volume (m^3)	Decontaminated Soil Volume (m^3)		
								Type A[2]	Type B[2]	Type C[2]
			Benzo(a)pyrene	0.5	1.9					
		BH110	Pb	0.5	1500					
		BH111	As	0.5	26					
				3.0	22.7					
			Pb	0.5	2800					
				3.0	1860					
		BH112	As	0.5	30					
				1.5	24					
			Pb	0.5	280					
			Dibenzo(a,h)anthracene	12.0	2.9					
			Benzo(a)pyrene	12.0	13					
		BH114	Pb	1.5	1800					
			Cu	1.5	4800					
			Dibenzo(a,h)anthracene	6.0	1.3					
			Benzo(a)pyrene	6.0	6.1					
		BH115	Benzo(a)pyrene	10.5	1.2					
		TB20	Pb	0.3	2764					
			As	0.3	33.5					
			Benzo(a)pyrene	0.3	4.4					
				1.5	110					
			Benzo(a)anthracene	1.5	11.5					
			Benzo(b)fluoranthene	1.5 }	160					
			Benzo(k)fluoranthene	1.5 }	(analysed as combination)					
			Dibenzo(a,h)anthracene	0.3	2.9					

Grid	Land Use[1]	Borehole	Parameter	Depth of Decontamination Layer (m)	Conc. (mg/kg)	Concrete Slab Volume (m^3)	Excavated Soil Volume (m^3)	Decontaminated Soil Volume (m^3)		
								Type A[2]	Type B[2]	Type C[2]
			PCR/TPH	1.5	<69812					
21	RR	BH178	Pb	0.5	850	290	8420	1645	-	1452
				7.5	1200					
				9.0	290					
			PCR/TPH	9.0	<680					
22	RR	BH151	As	0.5	600	228	5464	1897	1138	1290
			Pb	0.5	920					
			Benzo(a)anthracene	4.5	63					
			Benzo(b)fluoranthene	4.5	38					
			Dibenzo(a,h)anthracene	4.5	9.6					
			Indeno(1,2,3-cd)pyrene	4.5	32					
			Benzo(a)pyrene	4.5	78					
		BH161	As	4.5	26					
			Pb	1.5	260					
				7.5	550					
			Hg	0.5	38.4					
			Benzo(b)fluoranthene	6.0	11					
			Dibenzo(a,h)anthracene	0.5	1.3					
			Benzo(a)pyrene	0.5	6.4					
				6.0	6.2					
			PCR/TPH	6.0	<578					
23	RR	BH165	Pb	4.5	260	288	8361	1442	-	1442
				9.0	330					
			Hg	9.0	35.4					
			Benzo(a)pyrene	9.0	2.1					

Grid	Land Use[1]	Borehole	Parameter	Depth of Decontamination Layer (m)	Conc. (mg/kg)	Concrete Slab Volume (m^3)	Excavated Soil Volume (m^3)	Decontaminated Soil Volume (m^3)		
								Type A[2]	Type B[2]	Type C[2]
24	RR	BH167	As	1.5	23	235	5638	783	-	1175
				7.5	50					
			Pb	1.5	690					
				7.5	2000					
			Hg	7.5	300					
			Benzo(a)pyrene	7.5	3.3					
			PCR/TPH	7.5	<1023					
25	RR	BH104	Pb	1.5	540	145	2757	-	725	1306
			Hg	0.5	6.86					
			Dibenzo(a,h)anthracene	1.5	1.4					
			Benzo(a)pyrene	1.5	3					
				6.0	3.2					
		BH105	Pb	1.5	580					
			Benzo(a)pyrene	6.0	1.7					
		BH169	Pb	0.5	490					
				3.0	390					
			Hg	0.5	6.9					
			Dibenzo(a,h)anthracene	1.5	2.7					
			Benzo(a)pyrene	0.5	2.4					
				1.5	8.3					
				3.0	2.7					
26	RR	BH38	Pb	7.5	260	289	6938	6938	-	-
		BH40	Pb	1.5	280					
				3.0	608					
		BH41	As	0.5	23					

Grid	Land Use[1]	Borehole	Parameter	Depth of Decontamination Layer (m)	Conc. (mg/kg)	Concrete Slab Volume (m^3)	Excavated Soil Volume (m^3)	Decontaminated Soil Volume (m^3)		
								Type A[2]	Type B[2]	Type C[2]
			Pb	0.5	908					
				1.5	488					
				4.5	262					
		BH42	Pb	1.5	540					
		BH44	Pb	0.5	650					
		BH46	Pb	0.5	539					
				1.5	431					
				3.0	304					
		BH154	Hg	6.0	8.88					
		TB2	As	0.5	40.1					
			Pb	0.5	1825					
27	RR	BH153	Pb	1.5	427	288	6916	4034	-	1441
				3.0	415					
			Hg	6.0	24.3					
		BH156	Pb	6.0	356					
			Hg	6.0	12					
				7.5	6.99					
			Benzo(a)pyrene	6.0	2					
		TB24	Pb	1.2	427					
				2.0	351					
				3.0	415					
28	RR	BH158	As	7.5	25.4	288	6919	192	-	1442
			Pb	7.5	904					
			Hg	0.5	8.11					
				7.5	31.8					

Grid	Land Use[1]	Borehole	Parameter	Depth of Decontamination Layer (m)	Conc. (mg/kg)	Concrete Slab Volume (m^3)	Excavated Soil Volume (m^3)	Decontaminated Soil Volume (m^3)		
								Type A[2]	Type B[2]	Type C[2]
			Benzo(a)pyrene	7.5	1.3					
29	RR	BH162	Pb	4.5	510	288	6919	1442	2403	2883
				7.5	2400					
			Hg	4.5	9.24					
				6.0	76.1					
				7.5	13.9					
			Benzo(b)fluoranthene	7.5	12					
			Dibenzo(a,h)anthracene	1.5	2.9					
				7.5	1.8					
			Benzo(a)pyrene	1.5	9.6					
				3.0	2.6					
				4.5	2.2					
				7.5	11					
			PCR/TPH	1.5	<653					
				4.5	<547					
30	RR	BH164	Pb	7.5	340	288	6919	1442	2403	-
			Benzo(a)pyrene	1.5	1.3					
				3.0	1.2					
31	RR	-	-	-	-	-	-	-	-	-
32	RR	BH101	Pb	3.0	321	130	2465	-	649	1816
			Benzo(a)pyrene	0.5	5					
		BH102	Pb	0.5	1900					
			Benzo(a)pyrene	0.5	3.2					
		BH103	Pb	4.5	550					
			Hg	1.5	8.56					

Grid	Land Use[1]	Borehole	Parameter	Depth of Decontamination Layer (m)	Conc. (mg/kg)	Concrete Slab Volume (m^3)	Excavated Soil Volume (m^3)	Decontaminated Soil Volume (m^3)		
								Type A[2]	Type B[2]	Type C[2]
		BH106	Pb	3.0	470					
				4.5	1200					
			Benzo(a)pyrene	4.5	1.2					
				6.0	3.8					
		BH107	Benzo(a)pyrene	1.5	1.7					
		BH168	Pb	4.5	460					
			Hg	4.5	13.3					
			Benzo(a)pyrene	4.5	1.3					
		TB25	Pb	2.9	366					
				3.9	321					
			Benzo(a)pyrene	1.6	5					
33R	RR	BH36	Pb	1.5	1300	140	1963	1168	-	93
		BH155	Pb	0.5	311					
				1.5	311					
				4.5	465					
			As	4.5	33					
			Hg	0.5	17.5					
			Benzo(a)pyrene	0.5	1.3					
34	RR	BH157	As	0.5	24	262	3663	3663	-	-
				1.5	30					
				3.0	44					
			Pb	3.0	509					
			Hg	0.5	66.6					
		BH174	Pb	3.0	1000					
				4.5	1100					

Grid	Land Use[1]	Borehole	Parameter	Depth of Decontamination Layer (m)	Conc. (mg/kg)	Concrete Slab Volume (m^3)	Excavated Soil Volume (m^3)	Decontaminated Soil Volume (m^3)		
								Type A[2]	Type B[2]	Type C[2]
			Hg	3.0	57.2					
		BH176	Pb	1.5	1400					
			Hg	1.5	6.56					
35	RR	-	-	-	-	-	-	-	-	-
36	RR	BH160	As	1.5	23	75	1430	678	-	376
				6.0	34					
			Pb	0.5	270					
				1.5	330					
				6.0	1700					
			Hg	1.5	10.5					
				3.0	7.88					
				6.0	57.7					
			Benzo(a)pyrene	6.0	4.5					
37	RR	BH163	As	4.5	35	34	470	280	-	-
			Pb	4.5	850					
			Hg	1.5	15.4					
AR	RR	BH39	Pb	0.5	255	56	505	505	-	-
				1.5	590					
		BH43	Pb	0.5	310					
				1.5	280					
		BH45	Pb	3.0	300					
			Hg	3.0	12.4					
B	RR	BH152	As	7.5	100	183	5301	1828	-	-
			Pb	9.0	340					
			Hg	9.0	7.55					

Grid	Land Use[1]	Borehole	Parameter	Depth of Decontamination Layer (m)	Conc. (mg/kg)	Concrete Slab Volume (m^3)	Excavated Soil Volume (m^3)	Decontaminated Soil Volume (m^3)		
								Type A[2]	Type B[2]	Type C[2]
C	RR	BH133	Pb	3.0	480	117	1051	-	389	584
			Benzo(a)anthracene	1.5	12					
			Benzo(b)fluoranthene	1.5	14					
			Dibenzo(a,h)anthracene	1.5	5.4					
			Indeno(1,2,3-cd)pyrene	1.5	16					
			Benzo(a)pyrene	1.5	23					
				3.0	1.4					
			PCR/TPH	1.5	<827					
D	RR	BH22	Pb	1.5	3800	232	4404	1159	-	3245
				3.0	400					
				4.5	380					
		BH27	Pb	0.5	1844					
				6.0	980					
			PCR/TPH	3.0	1945					
		BH27a	Pb	6.0	1000					
		BH24	Pb	4.5	620					
		BH25	Pb	4.5	270					
		BH34	Cu	0.5	5291					
			Pb	0.5	13600					
				1.5	1408					
			Zn	0.5	11800					
			PCR/TPH	1.5	619					
				3.0	1112					
		BD3	Pb	1.5	409					
				4.5	900					

Grid	Land Use[1]	Borehole	Parameter	Depth of Decontamination Layer (m)	Conc. (mg/kg)	Concrete Slab Volume (m^3)	Excavated Soil Volume (m^3)	Decontaminated Soil Volume (m^3)		
								Type A[2]	Type B[2]	Type C[2]
		BD4	Pb	0.5	546					
				1.5	292					
				3.0	990					
			Hg	3.0	6.9					
			PCR/TPH (C9-C16)	0.5	1660					
				1.5	3790					
				3.0	2370					
		TB1	Cu	0.3	5291					
			Pb	0.3	13600					
				1.3	1408					
				2.5	442					
			Zn	0.3	11800					
			PCR/TPH	1.3	<619					
				2.5	<1112					
		TB21	Pb	0.5	1844					
			PCR/TPH	3.5	<1945					
		TB26	Pb	2.7	401					
			PCR/TPH	0.8	4442					
				1.8	<742					
				2.7	<5340					
					Total Volumes[3]	**8267**	**178145**	**57254**	**17233**	**38179**
								112666		

Notes: (1) PP = The RBRGs standard for Public Parks and Industrial would be adopted as the clean-up standard for this land use.
RR = The more stringent of the RBRGs for land uses of Urban Residential and Rural Residential would be adopted for this land use.

(2) Type A = soil contaminated with Heavy Metals (M).
Type B = soil contaminated with Hydrocarbons (HC).
Type C = soil contaminated with both M and HC.

(3) A “grid” approach was adopted to compare the analytical results of previous SI with the relevant RBRGs. Where a grid was divided into two different land uses with two different sets of RBRGs (e.g. Grid 2), the previous SI result at each borehole was compared against both sets of RBRGs. Any exceedance identified under a particular land use was deemed to be applicable for the entire grid under that same land use, even if such exceedance originated from a borehole result in another designated land use area within the same grid. (e.g. Borehole BH91 in Grid 2 is located in the designated Public Parks/ Industrial land use area; its sample result exceeded the Urban Residential / Rural Residential RBRG standard for PCR/TPH, but not the corresponding Public Parks/ Industrial RBRG standard.) However, the grid was still divided into its separate land uses for predicting excavation and decontamination volumes.

Appendix K. Site Boring Log for Additional SI

This page left intentionally blank for pagination.

DRiLTECH

DRILLHOLE RECORD

CONTRACT NO. **GE/2013/04**

HOLE NO. **BD 1**

SHEET 1 of 1

PROJECT **Ground Investigation - Urban (Term Contract), Demolition of Buildings and Structures in the Proposed Kennedy Town Comprehensive Development Area Site**

METHOD	**ROTARY**	CO-ORDINATES E **830755.29** N **815905.37**	WORKS ORDER NO. **GE/2013/04.2**
MACHINE	**SD06**		DATE **19.07.2013** to **23.07.2013**
FLUSHING MEDIUM	**NONE**	ORIENTATION **VERTICAL**	GROUND LEVEL **+6.25** mPD

Drilling Progress	Casing Size	Water Level (m) Shift Start/ End	Water Return%	TCR%	SCR%	RQD%	Fracture Index	Tests	Samples	Reduced Level	Depth (m)	Legend	Grade	Description
19.07.2013	PW								0.00	+6.25	0.00			Grey (10YR 5/1), CONCRETE. (PLATFORM)
									0.15	+6.10	0.15			
									1 0.45	+5.75	0.50			Dark brown (7.5YR 3/2), slightly clayey silty fine to coarse SAND with some angular to subangular fine to coarse gravel of rock fragments and with some brick and concrete fragments. (FILL)
1									Inspection Pit 2 0.95	+5.25	1.00			
														Very pale brown (10YR 7/4), slightly clayey silty fine to coarse SAND with much angular fine to medium gravel of rock fragments and with some brick fragments. (FILL)
		Dry at 1800							3 1.45	+4.75	1.50			
19.07.2013														
20.07.2013		Dry at 0800							4 1.65					
				44				B=26						Brown (7.5YR 4/4), slightly clayey silty fine to coarse SAND with some angular medium to coarse gravel of rock fragments and with some tile fragments. (FILL)
2									5 2.10					
														Subangular, light brownish grey (10YR 6/2), coarse GRAVEL of concrete fragments. (FILL)
3	PW 3.15m									+3.10	3.15			
	HW								6 3.15					Firm, brownish yellow (10YR 6/6), slightly clayey sandy SILT with much angular fine to coarse gravel of rock fragments. (FILL)
				100				B=24						
									7 3.60					
4		Dry at 1800												
20.07.2013														
22.07.2013		Dry at 0800												
									8 4.65	+1.60	4.65			
				44				B=23						Firm, light olive brown (2.5Y 5/6) and black (N2.5/), sandy very clayey SILT with some angular fine to coarse gravel of rock fragments and with some brick and concrete fragments. (FILL)
5									9 5.10					
										+0.75	5.50			
									5.50					Angular to subangular, yellowish red (5YR 4/6) and dark grey (10YR 4/1) mottled brown, medium to coarse GRAVEL and some cobble of rock fragments and with some brick, tile and concrete fragments. (FILL)
				67					T2-101					
6										+0.10	6.15			
									10 6.15				V	
				78				B=38						Extremely weak, olive yellow (2.5Y 6/8) mottled greyish brown and reddish yellow, completely decomposed fine ash TUFF. (Firm to stiff, slightly sandy clayey SILT)
									11 6.60					
7														
									12 7.65					
				78				B=36						
8		4.60 at 1800							13 8.10					
22.07.2013														
23.07.2013		4.40 at 0800												
										-2.90	9.15			
9									14 9.15				V	
				78				B=49						Extremely weak, reddish yellow (7.5YR 7/8) striped dark grey, completely decomposed fine ash TUFF. (Firm to stiff, slightly sandy very clayey SILT)
23.07.2013	HW 9.65m	4.50 at 1800							15 9.60	-3.40	9.65			
10														End of hole at 9.65 m.

- SMALL DISTURBED SAMPLE
- LARGE DISTURBED SAMPLE
- U76 SAMPLE
- PISTON SAMPLE (75mm)
- MAZIER SAMPLE
- SPT LINER SAMPLE
- WATER SAMPLE
- U100 SAMPLE
- STANDARD PENETRATION TEST
- IN-SITU VANE SHEAR TEST
- PACKER TEST
- PERMEABILITY TEST
- PRESSUREMETER TEST
- BOREHOLE TELEVIEWER
- PIEZOMETER TIP
- STANDPIPE TIP

LOGGED **L. Zhang**

DATE **25.07.2013**

CHECKED **R. Chu**

DATE **01.08.2013**

REMARKS

1. An inspection pit was excavated to 1.65m deep by hand tools.
2. Environmental samples were collected at 0.65m, 1.65m and at all U76 samples.
3. Groundwater sample was taken at 9.65m.

DRiLTECH

DRILLHOLE RECORD

CONTRACT NO. **GE/2013/04**

HOLE NO. **BD 2**

SHEET 1 of 1

PROJECT **Ground Investigation - Urban (Term Contract), Demolition of Buildings and Structures in the Proposed Kennedy Town Comprehensive Development Area Site**

METHOD **ROTARY**	CO-ORDINATES E **830784.48** N **815909.66**	WORKS ORDER NO. **GE/2013/04.2**
MACHINE **SD06**		DATE **30.07.2013** to **31.07.2013**
FLUSHING MEDIUM **NONE**	ORIENTATION **VERTICAL**	GROUND LEVEL **+6.29** mPD

Drilling Progress	Casing Size	Water Level (m) Shift Start/ End	Water Return%	TCR%	SCR%	RQD%	Fracture Index	Tests	Samples	Reduced Level	Depth (m)	Legend	Grade	Description
30.07.2013	PW								0.00	+6.29	0.00			Grey (10YR 5/1), CONCRETE. (PLATFORM)
										+6.14	0.15			
									1 0.45	+5.79	0.50			Greyish brown (10YR 5/2), slightly clayey silty fine to coarse SAND with much angular fine to medium gravel of rock fragments and with some brick fragments and occasional rootlets. (FILL)
1									2 0.95	+5.29	1.00			Reddish yellow (7.5YR 6/8), clayey SILT with some angular fine to medium gravel of rock fragments and with some brick fragments. (FILL)
									3 1.45	+4.79	1.50			Brown (7.5YR 5/4), slightly clayey sandy SILT with much angular fine to coarse gravel of rock fragments and with some brick and asphalt fragments. (FILL)
				100				B=15	4 1.75					
2									5 2.20					Soft, reddish yellow (7.5YR 6/8), clayey sandy SILT with much angular to subangular fine to coarse gravel of rock fragments and with some brick and tile fragments. (FILL)
3	PW 3.25m													
	HW			0				B=43	6 3.25 3.40	+3.04	3.25			Firm, greyish brown (10YR 5/2), clayey sandy SILT with much angular to subangular fine to coarse gravel of rock fragments and with some brick fragments. (FILL)
4														
				100					HW 4.50 4.65	+1.79	4.50			White (2.5Y 8/1) spotted red, BOULDER of moderately strong and moderately decomposed tuff fragments and with some angular to subangular coarse gravel and cobble of rock fragments. (FILL)
5				100					T2-101					
				55					5.36 T2-101 5.63 5.70					From 5.70m to 6.20m: No recovery, assumed to be FILL.
								B=23						
6		Dry at 1800		0					7 6.15	+0.04	6.25			
30.07.2013									8 6.25				V	
31.07.2013		4.67 at 0800		33				B=28	9 6.70					Extremely weak, reddish yellow (7.5YR 6/8), completely decomposed fine ash TUFF. (Stiff, slightly sandy clayey SILT)
7														
								B=51	10 7.75					
8				89					11 8.20					
9														
								B=51	12 9.25					
31.07.2013	HW 9.75m	4.64 at 1800		100					13 9.70	-3.46	9.75			
10														End of hole at 9.75 m.

- SMALL DISTURBED SAMPLE
- LARGE DISTURBED SAMPLE
- U76 SAMPLE
- PISTON SAMPLE (76mm)
- MAZIER SAMPLE
- SPT LINER SAMPLE
- WATER SAMPLE
- U100 SAMPLE
- STANDARD PENETRATION TEST
- IN-SITU VANE SHEAR TEST
- PACKER TEST
- PERMEABILITY TEST
- PRESSUREMETER TEST
- BOREHOLE TELEVIEWER
- PIEZOMETER TIP
- STANDPIPE TIP

LOGGED **L. Zhang**

DATE **02.08.2013**

CHECKED **R. Chu**

DATE **05.08.2013**

REMARKS

1. An inspection pit was excavated to 1.75m deep by hand tools.
2. Environmental samples were collected at 0.75m, 1.75m and at all U76 samples.
3. Groundwater sample was taken at 9.25m.

DRiLTECH

DRILLHOLE RECORD

CONTRACT NO. **GE/2013/04**

HOLE NO. **BD 3**

SHEET **1** of **1**

PROJECT **Ground Investigation - Urban (Term Contract), Demolition of Buildings and Structures in the Proposed Kennedy Town Comprehensive Development Area Site**

METHOD **ROTARY**	CO-ORDINATES E **830812.50** N **815908.30**	WORKS ORDER NO. **GE/2013/04.2**
MACHINE **SD06**		DATE **24.07.2013** to **25.07.2013**
FLUSHING MEDIUM **NONE**	ORIENTATION **VERTICAL**	GROUND LEVEL **+6.66** mPD

Drilling Progress	Casing Size	Water Level (m) Shift Start/ End	Water Return%	TCR%	SCR%	RQD%	Fracture Index	Tests	Samples	Reduced Level	Depth (m)	Legend	Grade	Description
24.07.2013	PW								0.00	+6.66	0.00			Grey (10YR 5/1), CONCRETE. (PLATFORM)
									1 0.45	+5.16	0.50			Yellowish red (5YR 5/8), slightly clayey silty fine to coarse SAND with much angular to subangular fine to coarse gravel of rock fragments and with some tile, brick and concrete fragments. (FILL)
1									2 0.95	+5.66	1.00			Reddish yellow (7.5YR 6/6/), clayey sandy SILT with some angular to subangular fine to coarse gravel of rock fragments. (FILL)
									3 1.45	+5.16	1.50			
									4 1.80					Brown (7.5YR 5/4), slightly clayey silty fine to coarse SAND with some angular to subangular fine to coarse gravel of rock fragments and with some brick and asphalt fragments. (FILL)
2				89				B=22	5 2.25					Soft, yellowish red (5YR 5/8), slightly clayey sandy SILT with much angular to subangular fine to coarse gravel of rock fragments and with some concrete fragments. (FILL)
3	PW 3.30m								6 3.30	+3.36	3.30			
	HW			89				B=12	7 3.75					Medium dense, angular to subangular, yellowish red (5YR 5/8) mottled brown, clayey silty sandy fine to coarse GRAVEL of rock fragments and with some brick fragments. (FILL)
4														
5				89				B=50	8 4.80	+1.86	4.80			Medium dense to dense, light brownish grey (2.5Y 6/2), slightly silty fine to coarse SAND with much angular to subangular fine to medium gravel and occasional cobble of rock fragments. (FILL)
		Dry at 1800							9 5.25					
24.07.2013														
25.07.2013 6		4.22 at 0800												
									10 6.30	+0.36	6.30		V	Extremely weak, red (2.5YR 5/8) mottled yellow, completely decomposed fine ash TUFF. (Stiff, slightly sandy clayey SILT with occasional manganese oxide stained relict joints)
				89				B=79	11 6.75					
7														
8				89				B=116	12 7.80					
									13 8.25					
9														
				89				B=172	14 9.30					
25.07.2013	HW 9.80m	4.10 at 1800						▲	15 9.75	-3.14	9.80			
10														End of hole at 9.80 m.

- SMALL DISTURBED SAMPLE
- LARGE DISTURBED SAMPLE
- U76 SAMPLE
- PISTON SAMPLE (76mm)
- MAZIER SAMPLE
- SPT LINER SAMPLE
- WATER SAMPLE
- U100 SAMPLE
- STANDARD PENETRATION TEST
- IN-SITU VANE SHEAR TEST
- PACKER TEST
- PERMEABILITY TEST
- PRESSUREMETER TEST
- BOREHOLE TELEVIEWER
- PIEZOMETER TIP
- STANDPIPE TIP

LOGGED **L. Zhang**

DATE **02.08.2013**

CHECKED **R. Chu**

DATE **05.08.2013**

REMARKS

1. An inspection pit was excavated to 1.80m deep by hand tools.
2. Environmental samples were collected at 0.80m, 1.80m and at all U76 samples.
3. Groundwater sample was taken at 9.80m.

DRiLTECH

DRILLHOLE RECORD

CONTRACT NO. GE/2013/04

HOLE NO. **BD 4**

SHEET 1 of 1

PROJECT Ground Investigation - Urban (Term Contract), Demolition of Buildings and Structures in the Proposed Kennedy Town Comprehensive Development Area Site

METHOD	ROTARY	CO-ORDINATES E 830812.60 N 815921.48	WORKS ORDER NO. GE/2013/04.2
MACHINE	SD06		DATE 02.08.2013 to 03.08.2013
FLUSHING MEDIUM	NONE	ORIENTATION VERTICAL	GROUND LEVEL +6.38 mPD

Drilling Progress	Casing Size	Water Level (m) Shift Start/ End	Water Return%	TCR%	SCR%	RQD%	Fracture Index	Tests	Samples	Reduced Level	Depth (m)	Legend	Grade	Description
02.08.2013	PW								0.00	+6.38	0.00			Grey (10YR 5/1), CONCRETE. (PLATFORM)
									1 0.10	+6.28	0.10			Angular, very dark greyish brown (10YR 3/2), slightly clayey silty sandy fine to coarse GRAVEL of rock fragments and with occasional rootlets. (FILL)
									1 0.45	+5.88	0.50			
1									2 0.95					Very dark greyish brown (10YR 3/2), slightly clayey sandy SILT with some angular fine to coarse gravel of rock fragments and with some brick fragments. (FILL)
									3 1.45					
									4 1.70	+4.68	1.70			
2				89				B=16	5 2.15					Firm, dark grey (2.5Y 4/1) and yellow (2.5Y 7/6), clayey sandy SILT with some angular fine to medium gravel of rock fragments. (FILL)
3	PW 3.20m													
	HW								6 3.20	+3.18	3.20			
				89				B=16	7 3.65					Firm, yellow (10YR 7/8) dappled grey, clayey sandy SILT with some angular to subangular fine to medium gravel of rock fragments. (FILL)
4														
									8 4.70	+1.68	4.70			
				100				B=49	9 5.15					Dense, yellowish red (5YR 5/6), slightly silty fine to coarse SAND with much angular fine to coarse gravel of rock fragments and with some brick and asphalt fragments. (FILL)
5		Dry at 1800												
02.08.2013														
03.08.2013		4.12 at 0800												
									10 6.20	+0.18	6.20			
6				80				B=20	11 6.65				V	Extremely weak, yellow (10YR 8/8), completely decomposed fine ash TUFF. (Firm, clayey SILT)
7														
									12 7.70	-1.32	7.70			
				100				B=51	13 8.15				V	Extremely weak, yellow (10YR 6/8) mottled red and light grey, completely decomposed fine ash TUFF. (Firm to stiff, clayey SILT)
8														
9														
									14 9.20	-2.82	9.20			
				100				B=74	15 9.65	-3.32	9.70		V	Extremely weak, red (2.5YR 6/6) mottled yellowish brown, spotted white and dark grey, completely decomposed fine ash TUFF. (Stiff, clayey SILT)
03.08.2013	HW 9.70m	4.00 at 1800												
10														End of hole at 9.70 m.

- SMALL DISTURBED SAMPLE
- LARGE DISTURBED SAMPLE
- U76 SAMPLE
- PISTON SAMPLE (76mm)
- MAZIER SAMPLE
- SPT LINER SAMPLE
- WATER SAMPLE
- U100 SAMPLE
- STANDARD PENETRATION TEST
- IN-SITU VANE SHEAR TEST
- PACKER TEST
- PERMEABILITY TEST
- PRESSUREMETER TEST
- BOREHOLE TELEVIEWER
- PIEZOMETER TIP
- STANDPIPE TIP

LOGGED L. Zhang

DATE 09.08.2013

CHECKED R. Chu

DATE 17.08.2013

REMARKS

1. An inspection pit was excavated to 1.70m deep by hand tools.
2. Environmental samples were collected at 0.70m, 1.70m and at all U76 samples.
3. Groundwater sample was taken at 9.70m.

Appendix L. Groundwater Sampling Results from Original EIA Study SI and Additional SI

Table L.1: Groundwater Contaminant Concentrations for Sampling during Original EIA Study SI and Additional SI compared with relevant Groundwater RBRGs

Original EIA Study SI

Parameter	Area A (Advance Works Area)[>] (mg/L)	Area B (Bus Depot) (mg/L)	Area C ** (Car park, RCP and Adjacent Roads) (mg/L)	Area D (Cadogan Street Temporary Garden) (mg/L)	Groundwater RBRGs – Urban Residential / Rural Residential (mg/L) [(1)]	Groundwater Solubility Limit (mg/L)
VOCs (BTEX[#])						
Benzene	0.000002	0.000002	0.000002	0.000002	1.49	1,750
Ethylbenzene	0.000008	0.000003	0.000003	0.000002	391	169
Toluene	0.000008	0.000003	0.000003	0.000002	1,970	526
m-Xylene	0.000004	0.000004	0.000004	0.000004	NA	NA
o-Xylene	0.000002	0.000002	0.000002	0.000002	NA	NA
Xylenes (Total)[+]	0.000006	0.000006	0.000006	0.000006	43.3	175
SVOCs						
Anthracene	0.000006	0.000002	0.000002	0.000002	10,000*	0.0434
Benzo(a)pyrene	0.000033	0.000002	0.000002	0.000002	NA	NA
Fluoranthene	0.00002	0.000017	0.000017	0.000002	10,000*	0.206
Naphthalene	0.000005	0.000002	0.000002	0.000002	23.7	31.0
Phenanthrene	0.000008	0.000016	0.000016	0.000002	10,000*	1.00
Pyrene	0.000077	0.000013	0.000013	0.000002	10,000*	0.135
Metals						
Arsenic	0.000054	0.0001	0.0001	0.00001	NA	NA
Barium	0	1E-18	0	0	NA	NA
Chromium III	0.000078^	0.00021^	0.00021^	0.0000006^	NA	NA
Chromium VI					NA	NA
Cadmium	0.000098	0.000047	0.000047	0.0000002	NA	NA
Copper	0.0013	0.0039	0.0039	0.000002	NA	NA
Mercury	0.0000005	0.0000005	0.0000005	0.0000005	0.184	NA
Molybdenum	0	1E-18	0	0	NA	NA
Nickel	0.000099	0.0002	0.0002	0.000003	NA	NA
Zinc	0.0075	0.027	0.027	0.00007	NA	NA
Petroleum Carbon Ranges	**(PCR/TPH)**					
TPH-Aliphatic C>6-C8	0.005	0.00019	0.00019	0.000005	NA	NA
TPH-Aromatics C>7-C8	0.005	0.00019	0.00019	0.000005	NA	NA
C6 - C8 (total)[++]	0.01	0.00038	0.00038	0.00001	31.7	5.23
TPH-Aliphatic C>8-C10	0.0083	0.00032	0.00032	0.0000083	NA	NA
TPH-Aliphatic C>10-C12	0.042	0.000034	0.000034	0.000012	NA	NA
TPH-Aliphatic C>12-C16	0.038	0.0000086	0.0000086	0.000011	NA	NA
TPH-Aromatics C>8-C10	0.0017	0.000063	0.000063	0.0000017	NA	NA
TPH-Aromatics C>10-C12	0.013	0.0029	0.0029	0.0000037	NA	NA
TPH-Aromatics C>12-C16	0.017	0.0038	0.0038	0.0000049	NA	NA
C9 - C16 (total) [++]	0.12	0.0071256	0.0071256	0.0000416	276	2.80
TPH-Aliphatic C>16-C21	0.49	0.0000082	0.0000082	0.000095	NA	NA
TPH-Aliphatic C>21-C34	1.4	0.000036	0.000036	0.00017	NA	NA

Parameter	Area A (Advance Works Area)> (mg/L)	Area B (Bus Depot) (mg/L)	Area C ** (Car park, RCP and Adjacent Roads) (mg/L)	Area D (Cadogan Street Temporary Garden) (mg/L)	Groundwater RBRGs – Urban Residential / Rural Residential (mg/L) (1)	Groundwater Solubility Limit (mg/L)
TPH-Aromatics C>16-C21	0.26	0.00065	0.00065	0.00005	NA	NA
TPH-Aromatics C>21-C35	0.9	0.000015	0.000015	0.00011	NA	NA
C17 - C35 (total) ++	3.05	0.0007092	0.0007092	0.000425	4.93	2.80

Source: Groundwater contaminant concentration sampling during original EIA SI extracted from "Demolition of Buildings and Structures in Proposed Kennedy Town Comprehensive Development Area Site – Environmental Report for VEP Application" dated April 2007.

Additional SI

Parameter	Borehole BD1 (mg/L) (2)	Borehole BD2 (mg/L) (2)	Borehole BD3 (mg/L) (2)	Borehole BD4 (mg/L) (2)	BD1 to BD4 Average (mg/L) (2)	Groundwater RBRGs – Urban Residential / Rural Residential (mg/L) (1)	Groundwater Solubility Limit (mg/L)
VOCs (BTEX#)							
Benzene	< 0.005	< 0.005	< 0.005	< 0.005	< 0.005	1.49	1,750
Ethylbenzene	< 0.005	< 0.005	< 0.005	< 0.005	< 0.005	391	169
Toluene	< 0.005	< 0.005	< 0.005	< 0.005	< 0.005	1,970	526
m-Xylene & p-Xylene	< 0.01	< 0.01	< 0.01	< 0.01	< 0.01	NA	NA
o-Xylene	< 0.005	< 0.005	< 0.005	< 0.005	< 0.005	NA	NA
Xylenes (Total)+	< 0.02	< 0.02	< 0.02	< 0.02	< 0.02	43.3	175
SVOCs							
Acenaphthene	< 0.002	< 0.002	< 0.002	< 0.002	< 0.002	7,090	4.24
Acenaphthylene	< 0.002	< 0.002	< 0.002	< 0.002	< 0.002	542	3.93
Anthracene	< 0.002	< 0.002	< 0.002	< 0.002	< 0.002	10,000*	0.0434
Benzo(b)fluoranthene	< 0.001	< 0.001	< 0.001	< 0.001	< 0.001	0.203	0.00150
Chrysene	< 0.001	< 0.001	< 0.001	< 0.001	< 0.001	21.9	0.00160
Fluoranthene	< 0.002	< 0.002	< 0.002	< 0.002	< 0.002	10,000*	0.206
Fluorene	< 0.002	< 0.002	< 0.002	< 0.002	< 0.002	10,000*	1.98
Hexachlorobenzene	< 0.004	< 0.004	< 0.004	< 0.004	< 0.004	0.0234	6.20
Naphthalene	< 0.002	< 0.002	< 0.002	< 0.002	< 0.002	23.7	31.0
Phenanthrene	< 0.002	< 0.002	< 0.002	< 0.002	< 0.002	10,000*	1.00
Pyrene	< 0.002	< 0.002	< 0.002	< 0.002	< 0.002	10,000*	0.135
Metals							
Mercury	< 0.00005	< 0.00005	< 0.00005	< 0.00005	< 0.00005	0.184	NA
Petroleum Carbon Ranges (PCR/TPH)							
C6 - C8 (total)	< 0.02	< 0.02	< 0.02	< 0.02	< 0.02	31.7	5.23
C9 - C16 (total)	< 0.5	< 0.5	< 0.5	< 0.5	< 0.5	276	2.80
C17 - C35 (total)	< 0.5	< 0.5	< 0.5	< 0.5	< 0.5	4.93	2.80

Source: Groundwater contaminant concentration sampling during additional SI extracted from "Demolition of Buildings and Structures in Proposed Kennedy Town Comprehensive Development Area Site – Service Order No. GE/2012/24.08" dated September 2013.

Remark:

(1) Groundwater RBRGs for Urban Residential / Rural Residential presented in this table consist of the more stringent of the RBRGs for land uses of Urban Residential and Rural Residential.

(2) The groundwater contaminant concentrations for sampling during additional SI are incorporated in "Area B".

(3) PCR - Petroleum Carbon Ranges are also referred to as Total Petroleum Hydrocarbons (TPH)

(4) NA - Not Available.

(5) * - Indicates a 'ceiling limit' concentration.

(6) ** - Since no groundwater sample was obtained with Area C, the groundwater results from the adjacent land use (i.e. bus depot) was adopted instead.

(7) # - Since all laboratory results for BTEX were below the limit of reporting (LOR), the value of LORs instead of maximum values were used.

(8) + - Total concentration for Xylenes is the sum of m-Xylene and o-Xylene concentrations provided in the laboratory results.

(9) ++ - Total concentration for each PCR/TPH range is the sum of all aliphatic and aromatic concentrations within that range as provided in the laboratory results.

(10) ^ - Only the total concentration for chromium was provided in the laboratory results.

(11) > - Advance Works Area consists of the decommissioned Kennedy Town Abattoir and Kennedy Town Incineration Plant areas.