



### Shifting the New Clear Water Bay Road Southwards Constraint



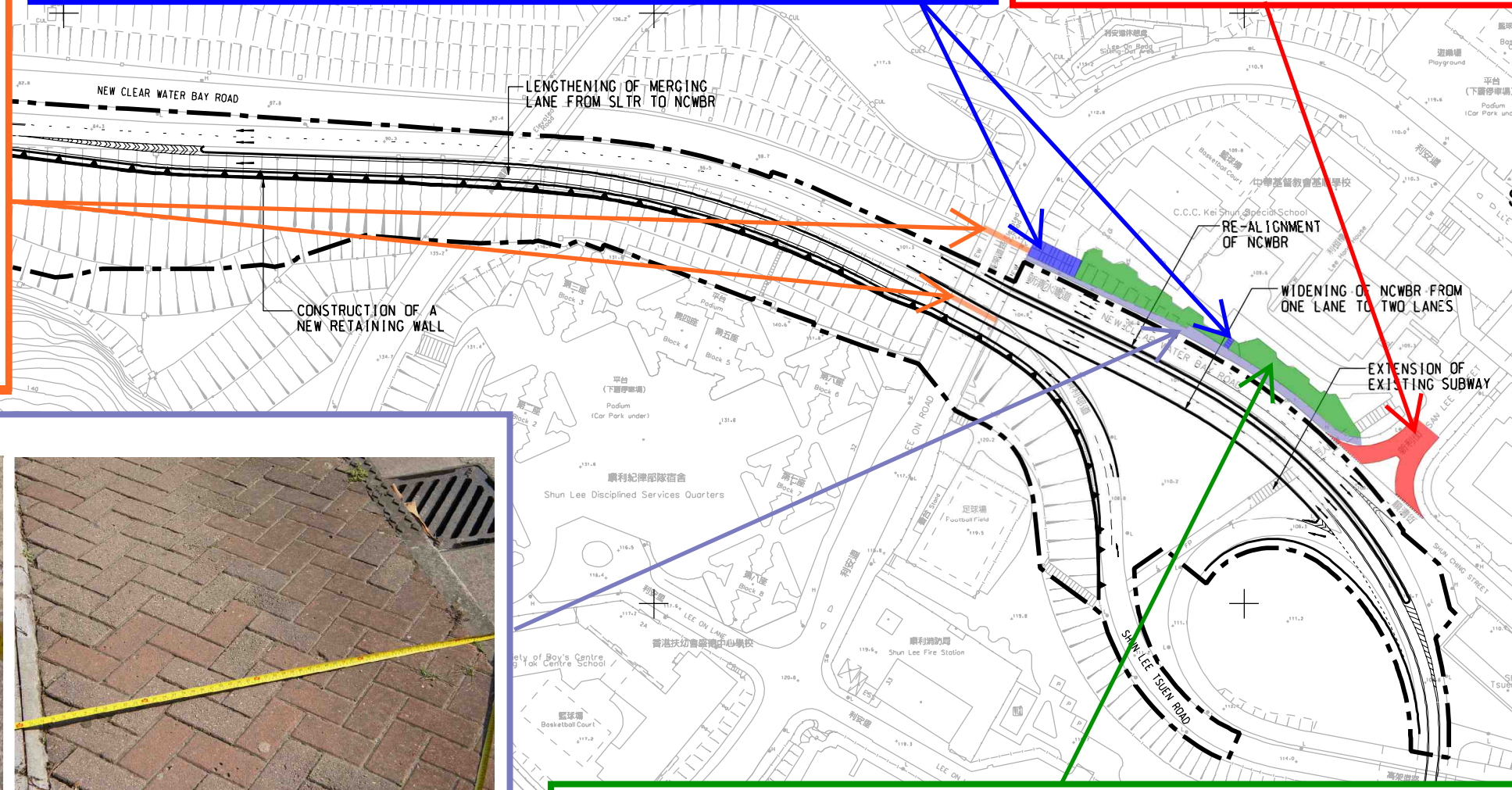
### Access from the Existing Bus Stop to Shun Lee Estate Constraint



### Sightline Constraint



### Constraint of the Existing Footpath Width



### Existing Tree Constraint



### ISSUE/REVISION

IR/	DATE	DESCRIPTION	CHK

### STATUS

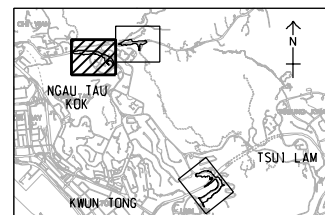
### SCALE

A1 1: 1000

### DIMENSION UNIT

METRES

### KEY PLAN



### PROJECT NO.

60328348

### CONTRACT NO.

CE 10/2014 (CE)

### SHEET TITLE

SITE CONSTRAINTS AT NEW CLEAR WATER BAY ROAD EASTBOUND

### SHEET NUMBER

60328348/EIA\_RIW/Appendix 5.13

This drawing has been prepared for the use of AECOM's client. It may not be used, modified, reproduced or relied upon by third parties, without the prior written consent of AECOM. All measurements must be obtained from the stated dimensions.