




CH01 - Entrance Tower of Tai Kiu Tsuen

ID	Detail of the historic buildings
CH01	 <p data-bbox="847 891 1062 920"><u>General Front View</u></p>  <p data-bbox="847 1574 1062 1603"><u>General Back View</u></p>

ID	Detail of the historic buildings	
	 <p style="text-align: center;"><u>Internal View</u></p>	
	Address	Entrance Tower, Tai Kiu Tsuen, Shap Pat Heung, Yuen Long N.T.
	Description	The Entrance Tower of Tai Kiu Tsuen was believed to be founded at the same period with Tai Kiu Tsuen around 1610. The multi-surname village was named Tai Kiu Tsuen because a stone bridge was present at the west of the village. Earth God, alias God of Walled Village for the villagers, is revered in the Entrance Tower.
	Grading	3 (Proposed)
	Ownership	Private ^[1]
	Year of Construction / Restoration	Probably built in 1610s ^[1]

ID	Detail of the historic buildings	
	Approx. distance from the Site boundary (m)	110 m

Note:

[1] Source: Antiquities Advisory Board – Introduction to 1444 Historic Buildings
(http://www.aab.gov.hk/form/AAB_brief_info_en.pdf)