

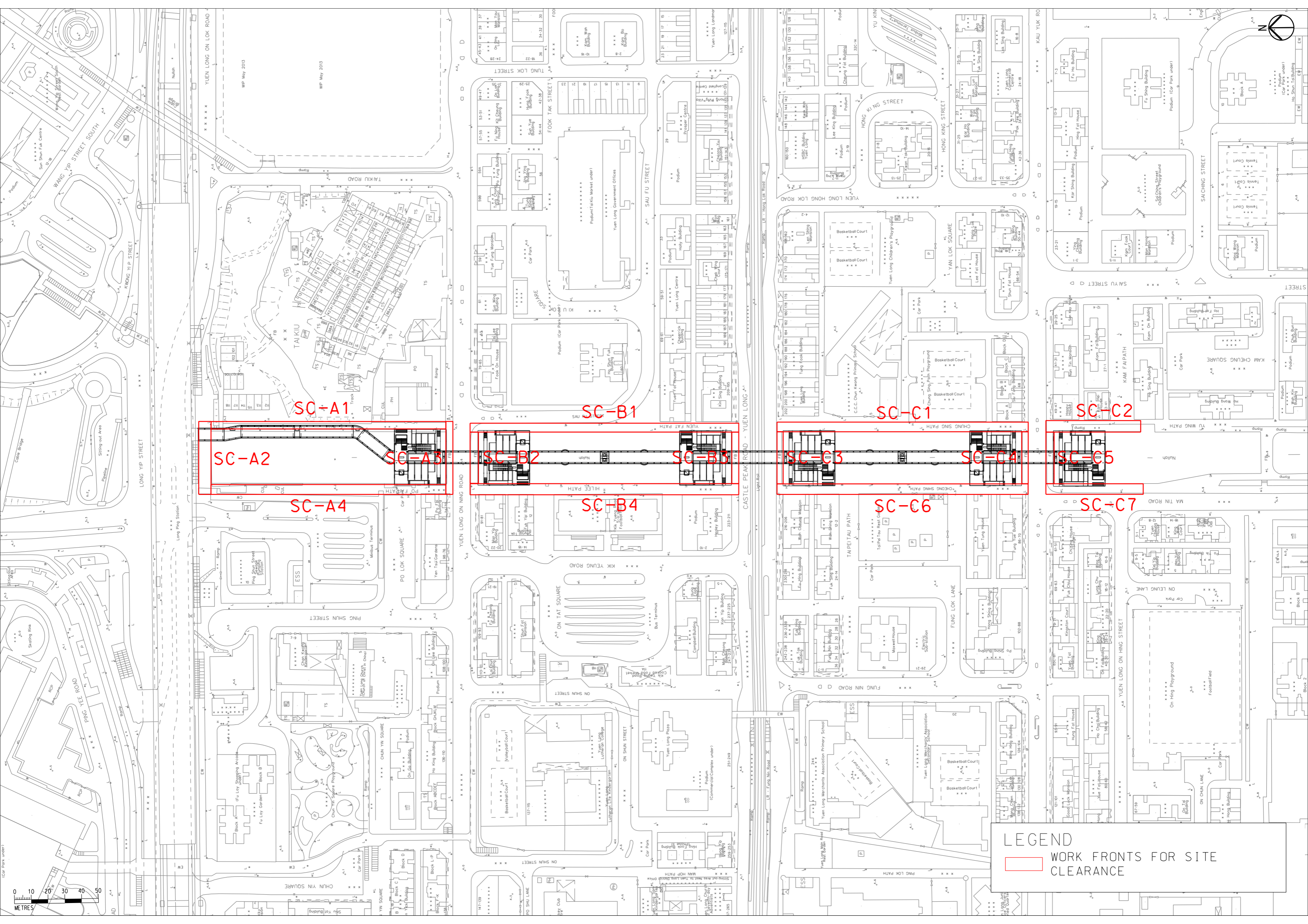




Title: Details of Construction Programme and Active Working Area

|   |                         | Year           |   |  | 2022 |   |   |   |   |   |   |   |   |    |    |    |  |  |
|---|-------------------------|----------------|---|--|------|---|---|---|---|---|---|---|---|----|----|----|--|--|
|   |                         | Month          |   |  | 1    | 2 | 3 | 4 | 5 | 6 | 7 | 8 | 9 | 10 | 11 | 12 |  |  |
|   | Construction Activities | Work Fronts ID | Total work front area (m <sup>2</sup> ) (Approx.) | Active working area with dust generation (m <sup>2</sup> ) (Approx.) [1] |      |   |   |   |   |   |   |   |   |    |    |    |  |  |
| Working Area of Work Package (m <sup>2</sup> ) (Approx.)                                | Site Clearance          | SC-A1          | 620   | 100  |      |   |   |   |   |   |   |   |   |    |    |    |  |  |
|   |                         | SC-A2          | 320   | 100  |      |   |   |   |   |   |   |   |   |    |    |    |  |  |
|   |                         | SC-A3          | 180   | 100  |      |   |   |   |   |   |   |   |   |    |    |    |  |  |
|   |                         | SC-A4          | 820   | 100  |      |   |   |   |   |   |   |   |   |    |    |    |  |  |
|   |                         | SC-B1          | 850   | 100  |      |   |   |   |   |   |   |   |   |    |    |    |  |  |
|   |                         | SC-B2          | 150   | 100  |      |   |   |   |   |   |   |   |   |    |    |    |  |  |
|   |                         | SC-B3          | 130   | 100  |      |   |   |   |   |   |   |   |   |    |    |    |  |  |
|   |                         | SC-B4          | 1060  | 100  |      |   |   |   |   |   |   |   |   |    |    |    |  |  |
|   |                         | SC-C1          | 860   | 100  |      |   |   |   |   |   |   |   |   |    |    |    |  |  |
|   |                         | SC-C2          | 390   | 100  |      |   |   |   |   |   |   |   |   |    |    |    |  |  |
|   |                         | SC-C3          | 110   | 100  |      |   |   |   |   |   |   |   |   |    |    |    |  |  |
|   |                         | SC-C4          | 120   | 100  |      |   |   |   |   |   |   |   |   |    |    |    |  |  |
|   |                         | SC-C5          | 150   | 100  |      |   |   |   |   |   |   |   |   |    |    |    |  |  |
|   |                         | SC-C6          | 940   | 100  |      |   |   |   |   |   |   |   |   |    |    |    |  |  |
|   | SC-C7                   | 360            | 100   |  |      |   |   |   |   |   |   |   |   |    |    |    |  |  |
|   | Temporary Erection      | TW-A1          | 210   | 150  |      |   |   |   |   |   |   |   |   |    |    |    |  |  |
|   |                         | TW-A2          | 260   | 150  |      |   |   |   |   |   |   |   |   |    |    |    |  |  |
|   |                         | TW-A3          | 230   | 150  |      |   |   |   |   |   |   |   |   |    |    |    |  |  |
|   |                         | TW-A4          | 260   | 150  |      |   |   |   |   |   |   |   |   |    |    |    |  |  |
|   |                         | TW-B1          | 300   | 150  |      |   |   |   |   |   |   |   |   |    |    |    |  |  |
|   |                         | TW-B2          | 250   | 150  |      |   |   |   |   |   |   |   |   |    |    |    |  |  |
|   |                         | TW-B3          | 300   | 150  |      |   |   |   |   |   |   |   |   |    |    |    |  |  |
|   |                         | TW-B4          | 360   | 150  |      |   |   |   |   |   |   |   |   |    |    |    |  |  |
|   |                         | TW-B5          | 200   | 150  |      |   |   |   |   |   |   |   |   |    |    |    |  |  |
|   |                         | TW-C1          | 330   | 150  |      |   |   |   |   |   |   |   |   |    |    |    |  |  |
|   |                         | TW-C2          | 290   | 150  |      |   |   |   |   |   |   |   |   |    |    |    |  |  |
|   |                         | TW-C3          | 350   | 150  |      |   |   |   |   |   |   |   |   |    |    |    |  |  |
|   |                         | TW-C4          | 350   | 150  |      |   |   |   |   |   |   |   |   |    |    |    |  |  |
|   |                         | TW-C5          | 210   | 150  |      |   |   |   |   |   |   |   |   |    |    |    |  |  |
|   | TW-C11                  | 340            | 150   |  |      |   |   |   |   |   |   |   |   |    |    |    |  |  |
|   | TW-C12                  | 400            | 150   |  |      |   |   |   |   |   |   |   |   |    |    |    |  |  |
|   | Piling Works            | PW-A1          | 240   | 100  |      |   |   |   |   |   |   |   |   |    |    |    |  |  |
|   |                         | PW-A2          | 170   | 100  |      |   |   |   |   |   |   |   |   |    |    |    |  |  |
|   |                         | PW-A3          | 170   | 100  |      |   |   |   |   |   |   |   |   |    |    |    |  |  |
|   |                         | PW-A4          | 220   | 100  |      |   |   |   |   |   |   |   |   |    |    |    |  |  |
|   |                         | PW-A5          | 140   | 100  |      |   |   |   |   |   |   |   |   |    |    |    |  |  |
|   |                         | PW-A6          | 210   | 100  |      |   |   |   |   |   |   |   |   |    |    |    |  |  |
|   |                         | PW-A7          | 140   | 100  |      |   |   |   |   |   |   |   |   |    |    |    |  |  |
|   |                         | PW-B1          | 190   | 100  |      |   |   |   |   |   |   |   |   |    |    |    |  |  |
|   |                         | PW-B2          | 270   | 100  |      |   |   |   |   |   |   |   |   |    |    |    |  |  |
|   |                         | PW-B3          | 290   | 100  |      |   |   |   |   |   |   |   |   |    |    |    |  |  |
|   |                         | PW-B4          | 170   | 100  |      |   |   |   |   |   |   |   |   |    |    |    |  |  |
|   |                         | PW-B5          | 160   | 100  |      |   |   |   |   |   |   |   |   |    |    |    |  |  |
|   |                         | PW-B6          | 230   | 100  |      |   |   |   |   |   |   |   |   |    |    |    |  |  |
|   |                         | PW-B7          | 290   | 100  |      |   |   |   |   |   |   |   |   |    |    |    |  |  |
|   |                         | PW-B8          | 150   | 100  |      |   |   |   |   |   |   |   |   |    |    |    |  |  |
|   |                         | PW-B9          | 200   | 100  |      |   |   |   |   |   |   |   |   |    |    |    |  |  |
|   |                         | PW-C1          | 180   | 100  |      |   |   |   |   |   |   |   |   |    |    |    |  |  |
|   |                         | PW-C2          | 240   | 100  |      |   |   |   |   |   |   |   |   |    |    |    |  |  |
|   |                         | PW-C3          | 230   | 100  |      |   |   |   |   |   |   |   |   |    |    |    |  |  |
|   |                         | PW-C4          | 170   | 100  |      |   |   |   |   |   |   |   |   |    |    |    |  |  |
|   | PW-C5                   | 180            | 100   |  |      |   |   |   |   |   |   |   |   |    |    |    |  |  |
|   | PW-C6                   | 270            | 100   |  |      |   |   |   |   |   |   |   |   |    |    |    |  |  |
|   | PW-C7                   | 180            | 100   |  |      |   |   |   |   |   |   |   |   |    |    |    |  |  |
|   | PW-C8                   | 250            | 100   |  |      |   |   |   |   |   |   |   |   |    |    |    |  |  |
|   | PW-C9                   | 230            | 100   |  |      |   |   |   |   |   |   |   |   |    |    |    |  |  |
|   | PW-C10                  | 170            | 100   |  |      |   |   |   |   |   |   |   |   |    |    |    |  |  |
|   | PW-C11                  | 190            | 100   |  |      |   |   |   |   |   |   |   |   |    |    |    |  |  |
|   | PW-C12                  | 290            | 100   |  |      |   |   |   |   |   |   |   |   |    |    |    |  |  |
|   | PW-C13                  | 210            | 100   |  |      |   |   |   |   |   |   |   |   |    |    |    |  |  |
| Column and Table Top Construction [2]   | CTTC-1                  | 150            | Negligible  |  |      |   |   |   |   |   |   |   |   |    |    |    |  |  |
|   | CTTC-2                  | 110            | Negligible  |  |      |   |   |   |   |   |   |   |   |    |    |    |  |  |
|   | CTTC-3                  | 110            | Negligible  |  |      |   |   |   |   |   |   |   |   |    |    |    |  |  |
| Pedestrian Interchanges Construction [2]  | PIC-A1                  | 1300           | Negligible  |  |      |   |   |   |   |   |   |   |   |    |    |    |  |  |
|   | PIC-B1                  | 1300           | Negligible  |  |      |   |   |   |   |   |   |   |   |    |    |    |  |  |
|   | PIC-B2                  | 1300           | Negligible  |  |      |   |   |   |   |   |   |   |   |    |    |    |  |  |
| Steel Works [2]   | PIC-C1                  | 1300           | Negligible  |  |      |   |   |   |   |   |   |   |   |    |    |    |  |  |
|   | PIC-C2                  | 1300           | Negligible  |  |      |   |   |   |   |   |   |   |   |    |    |    |  |  |
|   | PIC-C3                  | 1300           | Negligible  |  |      |   |   |   |   |   |   |   |   |    |    |    |  |  |
| Deck Structure [2]  | SW-A1                   | 1400           | Negligible  |  |      |   |   |   |   |   |   |   |   |    |    |    |  |  |
|   | SW-B1                   | 5000           | Negligible  | 0  | 0    | 0 | 0 | 0 |   |   |   |   |   |    |    |    |  |  |
| Parapet Wall Construction, and Associated Landscape and Streetscape Works [3]           | DS-1                    | 4800           | Negligible  |  |      |   |   |   |   |   |   |   |   |    |    |    |  |  |
|   | RW-A                    | 2140           | Negligible  |  |      |   | 0 | 0 | 0 |   |   |   |   |    |    |    |  |  |
|   | RW-B                    | 2180           | Negligible  | 0  | 0    |   |   |   |   |   |   |   |   |    |    |    |  |  |
| Total Working Area with Potential Dust Generating Activities (m <sup>2</sup> )(Approx.) | RW-C                    | 2005           | Negligible  | 0  | 0    | 0 | 0 | 0 |   |   |   |   |   |    |    |    |  |  |
|   | RW-D                    | 2050           | Negligible  | 0  | 0    | 0 | 0 | 0 | 0 | 0 | 0 | 0 | 0 | 0  | 0  | 0  |  |  |

Note  
 [1] Construction activities will not be taken place on the entire work fronts at the same time. Active working area of a work front refers to area with dust generating activities (e.g. ground moving, excavation, etc.) concurrently occur. The area occupied by relatively stable machines (e.g. generators, piling machines, etc.) will not have significant dust emission and not included in the active working area.  
 [2] For Column and Table Top Construction, Steel Works and Deck Structure, the construction activities involve superstructure construction. It is considered that no significant dust would be generated from these activities. Therefore, active working area with dust generation is considered as negligible.  
 [3] For Parapet Wall Construction, and Associated Landscape and Streetscape Works. It is considered that no significant dust would be generated from these activities. Therefore, active working area with dust generation is considered as negligible.



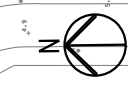
SC-A1 SC-A2 SC-A3 SC-A4

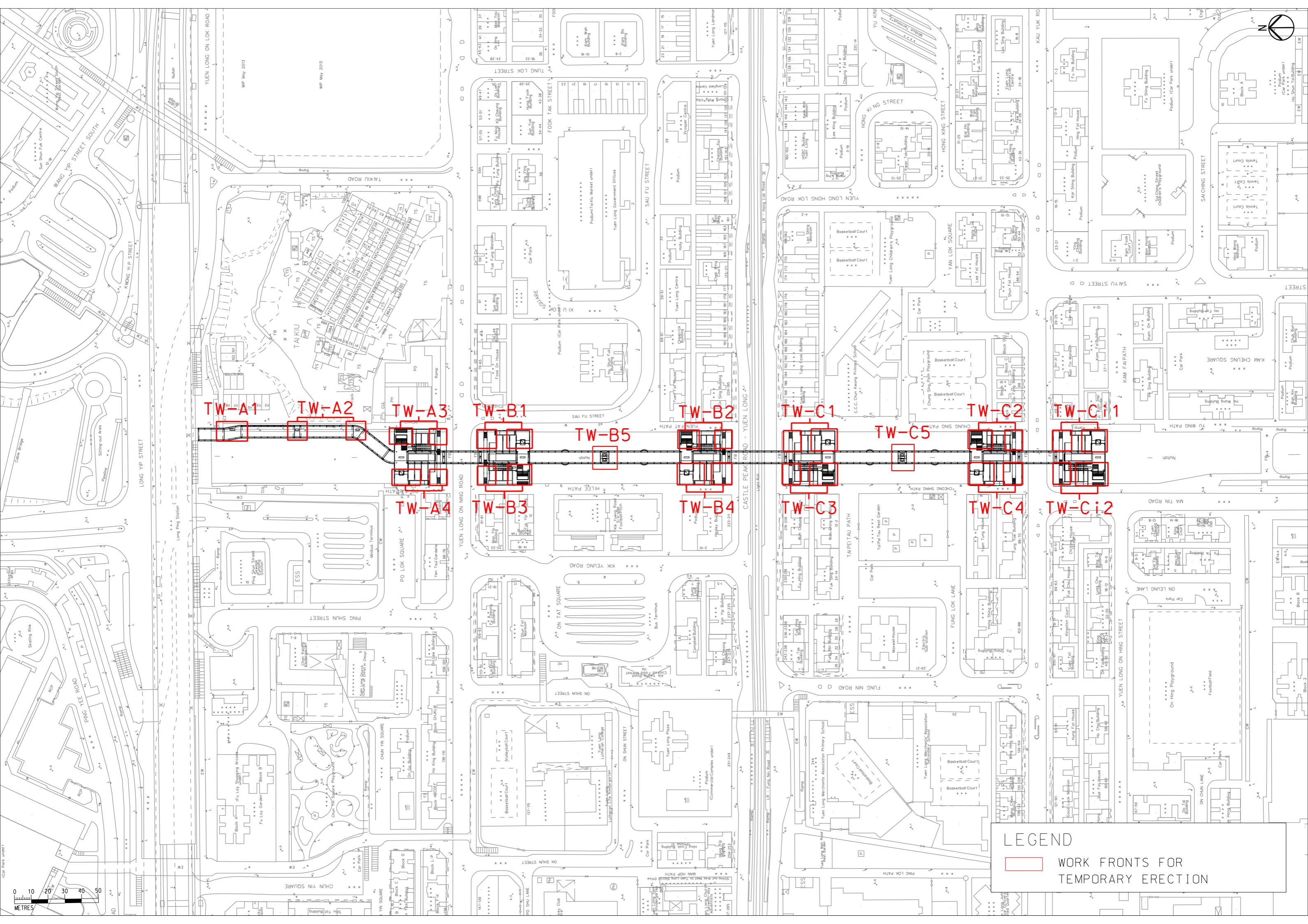
SC-B1 SC-B2 SC-B3 SC-B4

SC-C1 SC-C2 SC-C3 SC-C4 SC-C5 SC-C6 SC-C7

**LEGEND**

WORK FRONTS FOR SITE CLEARANCE

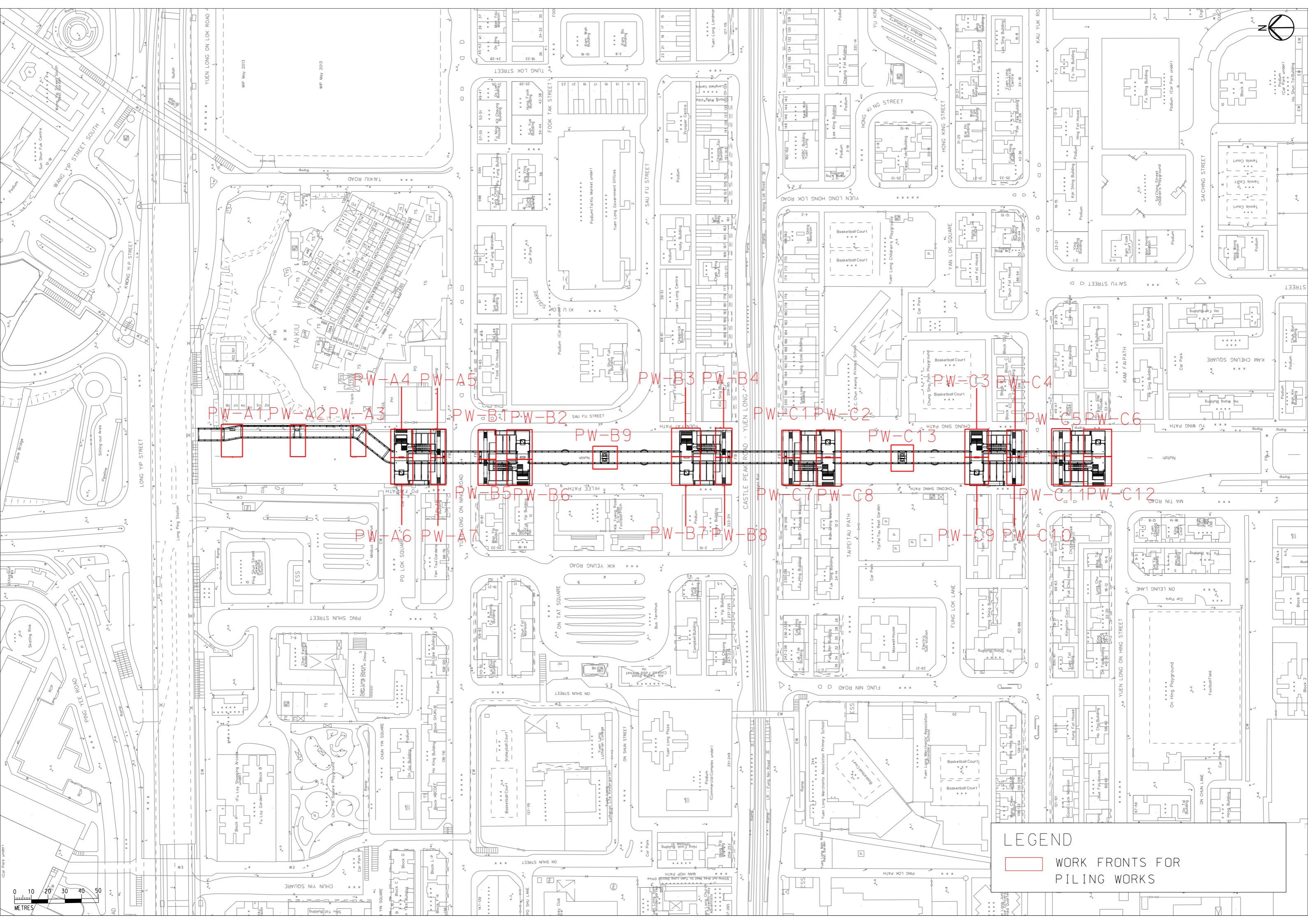




TW-A1 TW-A2 TW-A3 TW-A4  
 TW-B1 TW-B2 TW-B3 TW-B4 TW-B5  
 TW-C1 TW-C2 TW-C3 TW-C4 TW-C5 TW-Ci:1 TW-Ci:2

**LEGEND**  
 WORK FRONTS FOR  
 TEMPORARY ERECTION

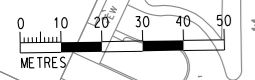
0 10 20 30 40 50  
 METRES

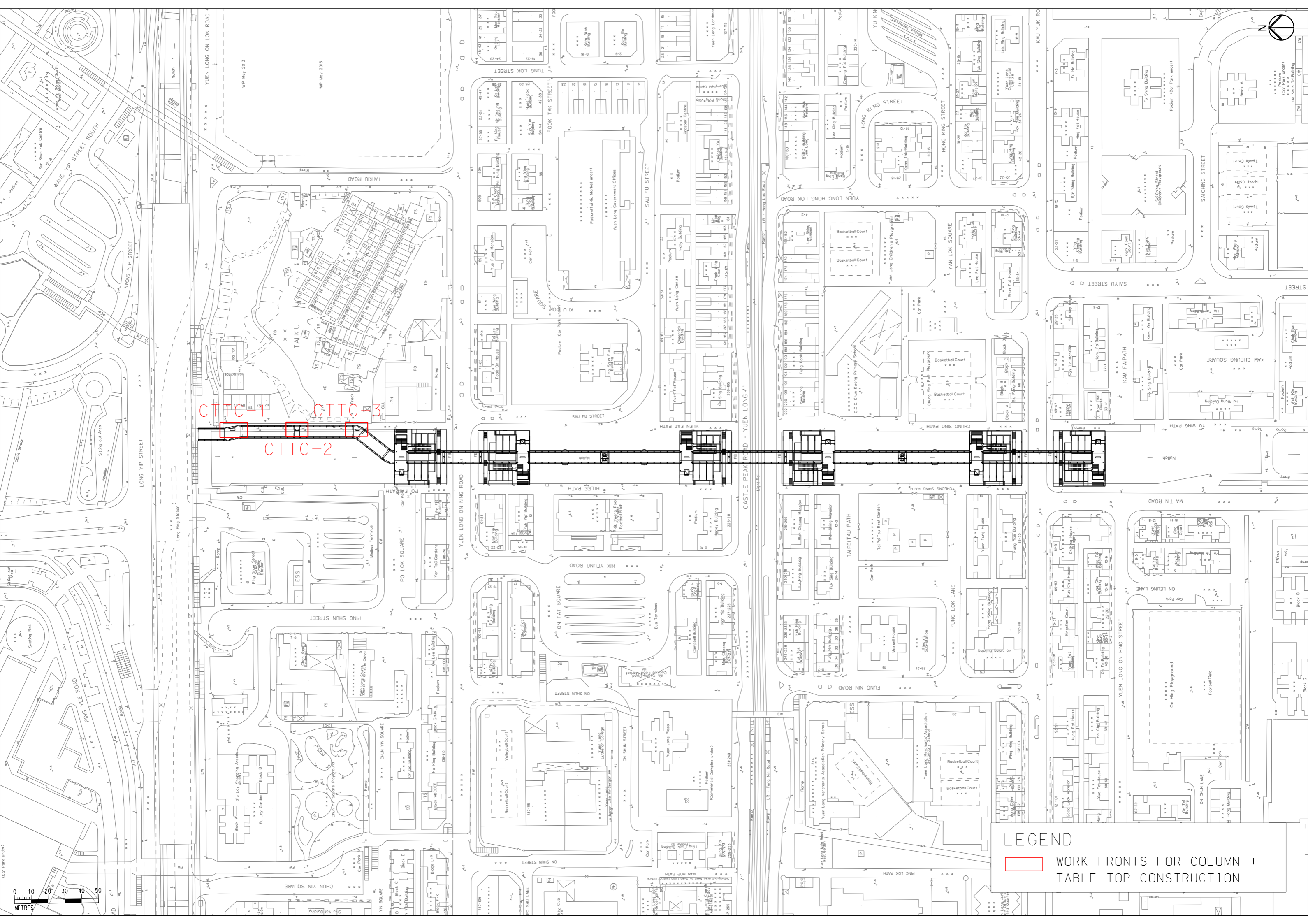


PW-A1 PW-A2 PW-A3 PW-A4 PW-A5  
 PW-A6 PW-A7  
 PW-B1 PW-B2 PW-B3 PW-B4  
 PW-B5 PW-B6 PW-B7 PW-B8  
 PW-B9  
 PW-C1 PW-C2 PW-C3 PW-C4  
 PW-C7 PW-C8 PW-C9 PW-C10  
 PW-C11 PW-C12  
 PW-C13

**LEGEND**

WORK FRONTS FOR PILING WORKS

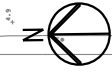
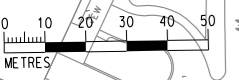


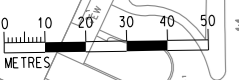
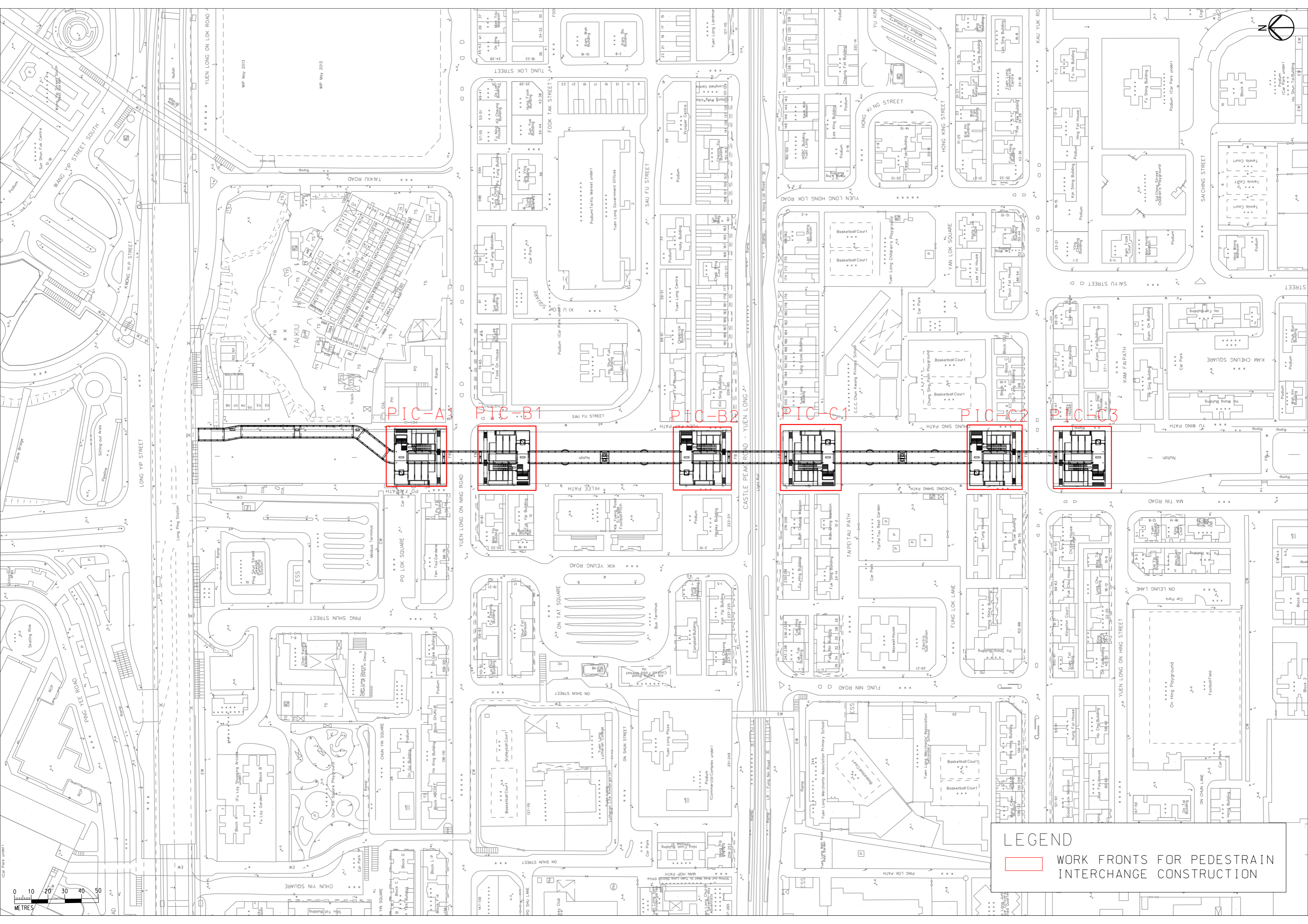


CTTC-1  
CTTC-2  
CTTC-3

**LEGEND**

WORK FRONTS FOR COLUMN + TABLE TOP CONSTRUCTION





**LEGEND**

WORK FRONTS FOR PEDESTRAIN INTERCHANGE CONSTRUCTION

PIC-A1

PIC-B1

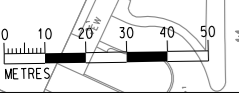
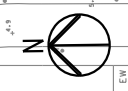
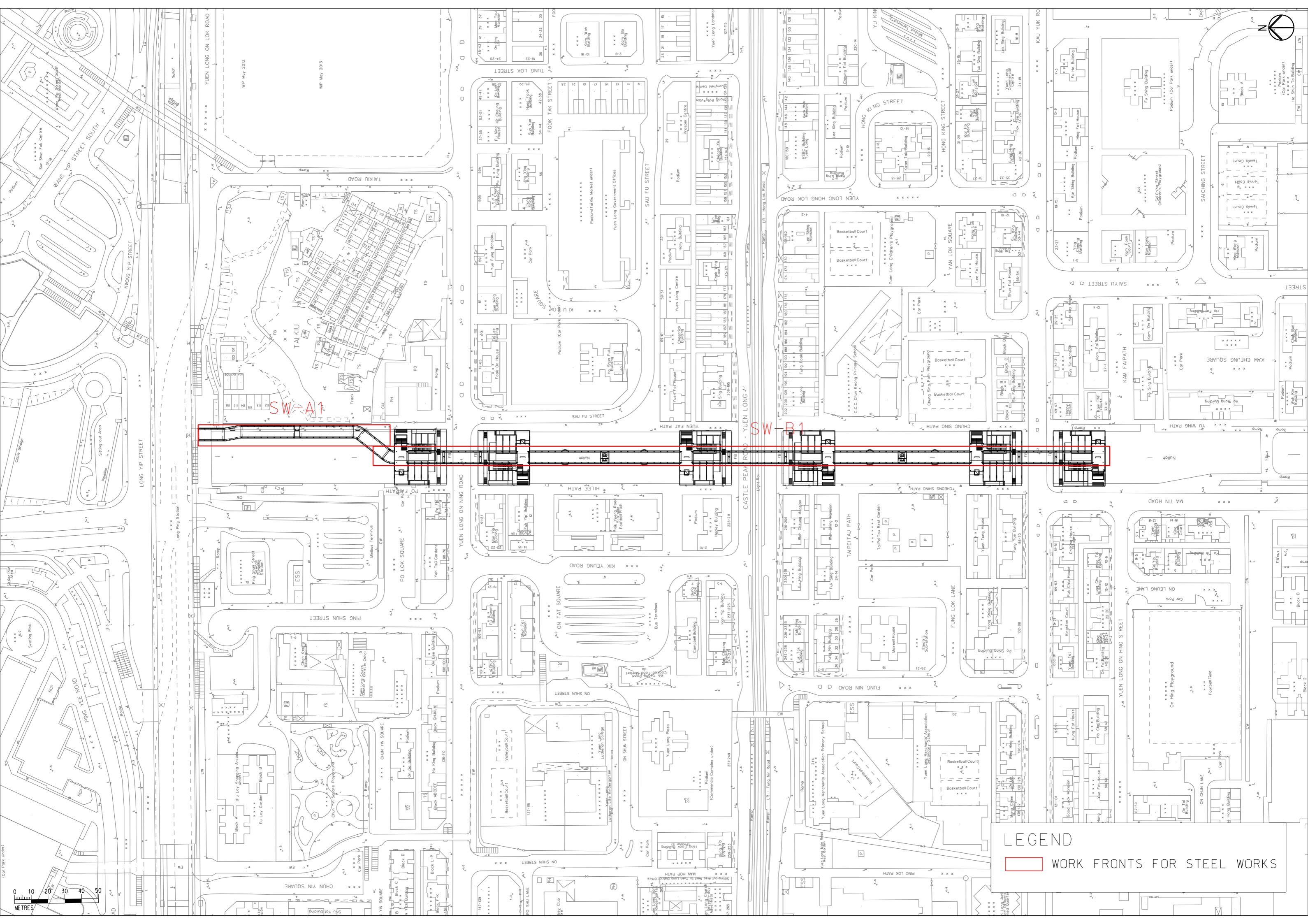
PIC-B2

PIC-C1

PIC-C2

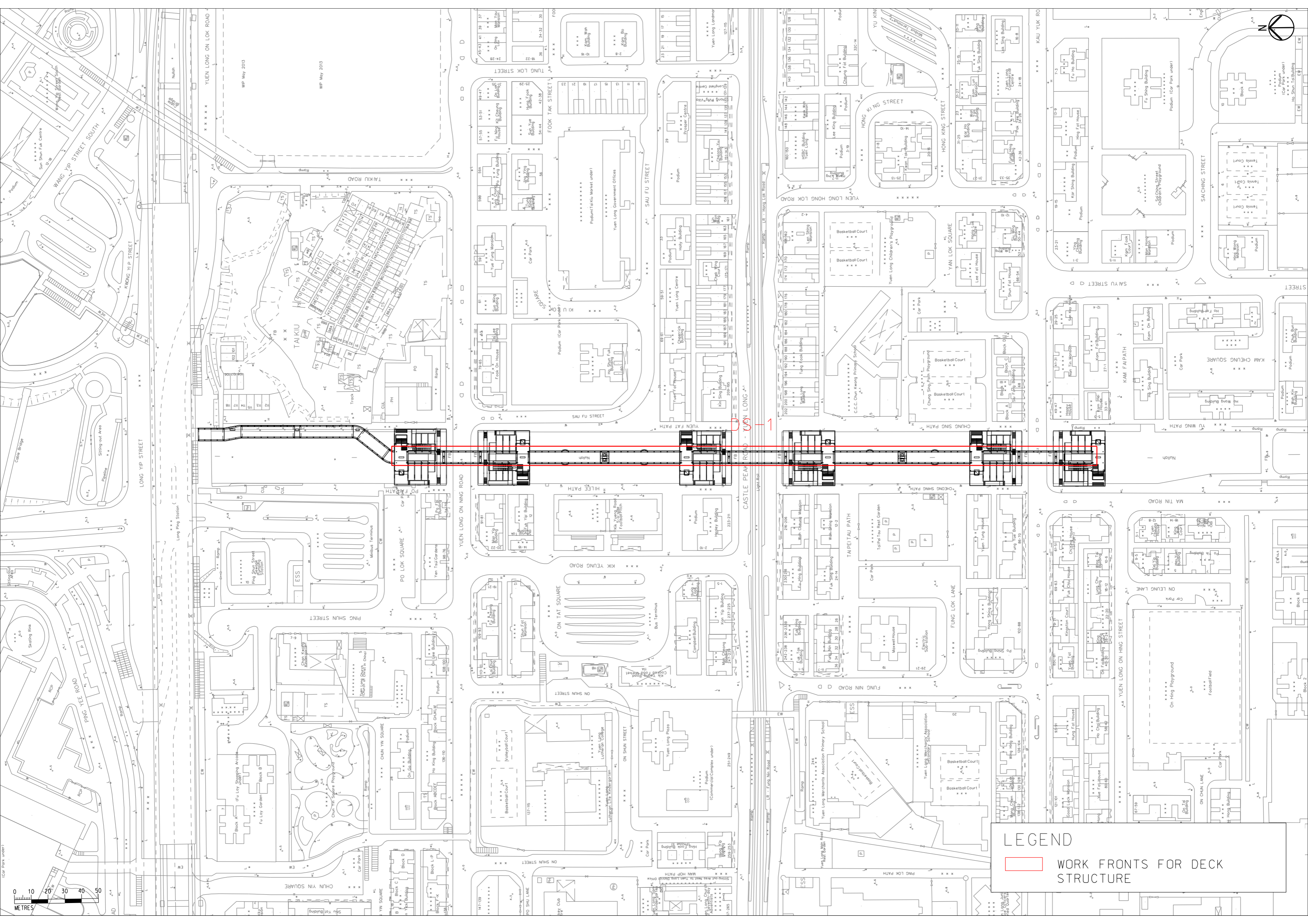
PIC-C3





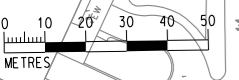
**LEGEND**

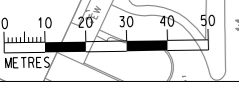
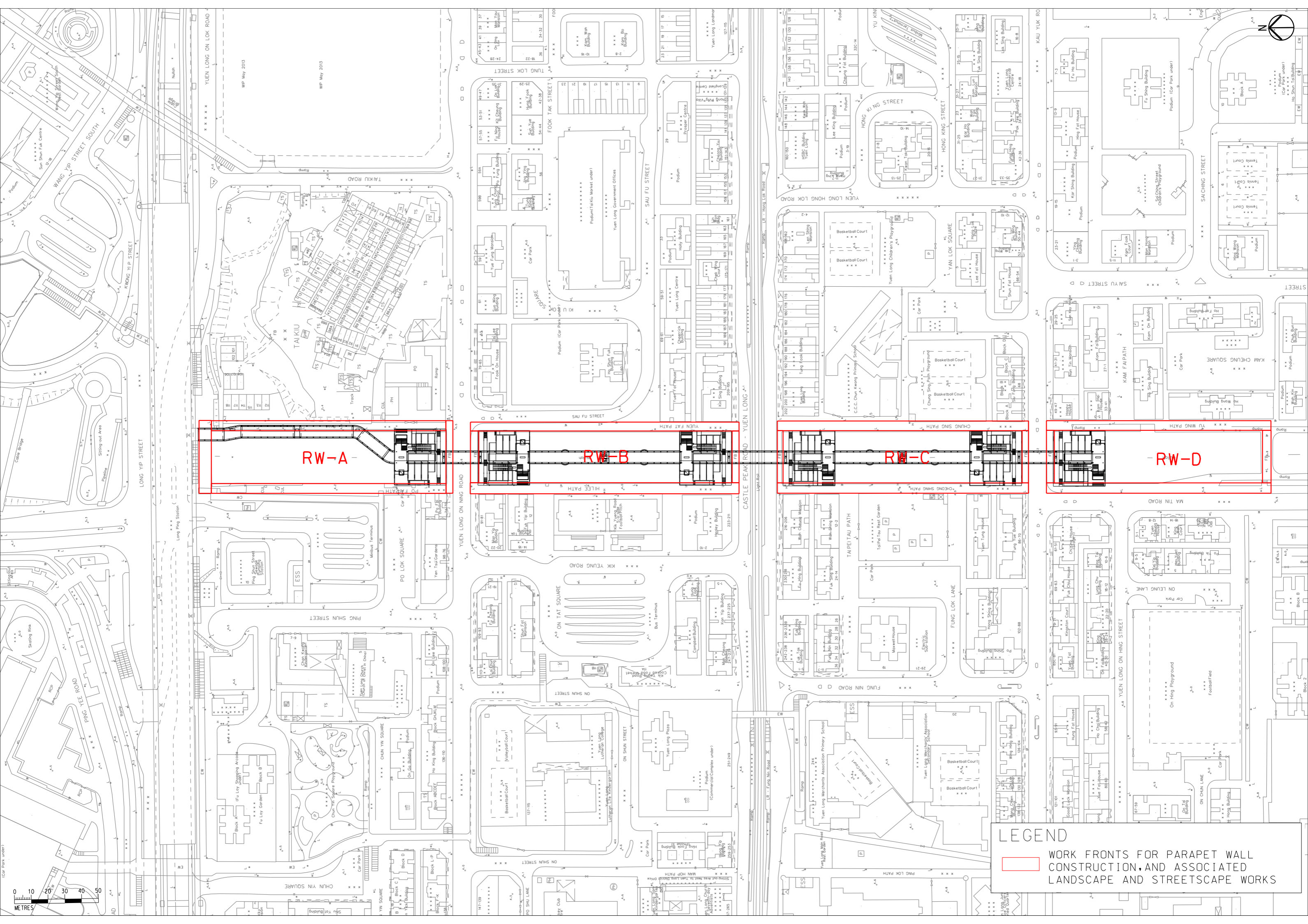
WORK FRONTS FOR STEEL WORKS



**LEGEND**

WORK FRONTS FOR DECK STRUCTURE





**LEGEND**

WORK FRONTS FOR PARAPET WALL CONSTRUCTION, AND ASSOCIATED LANDSCAPE AND STREETSCAPE WORKS