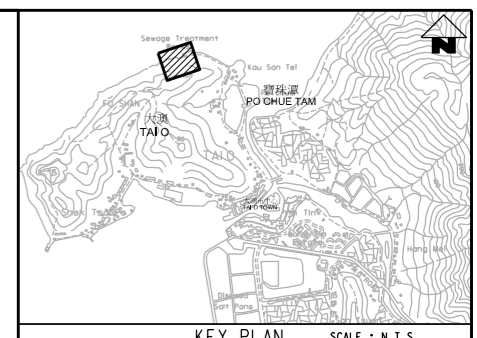


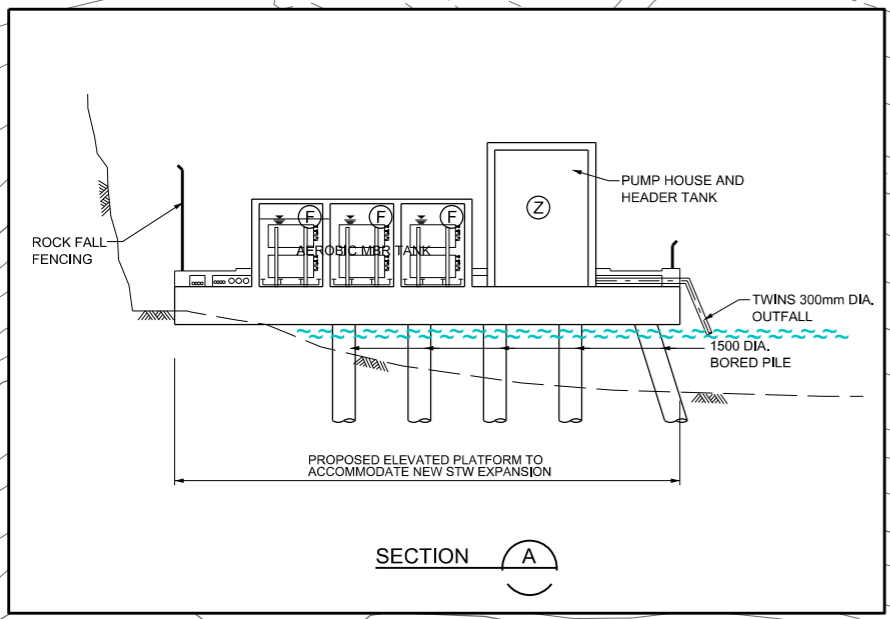
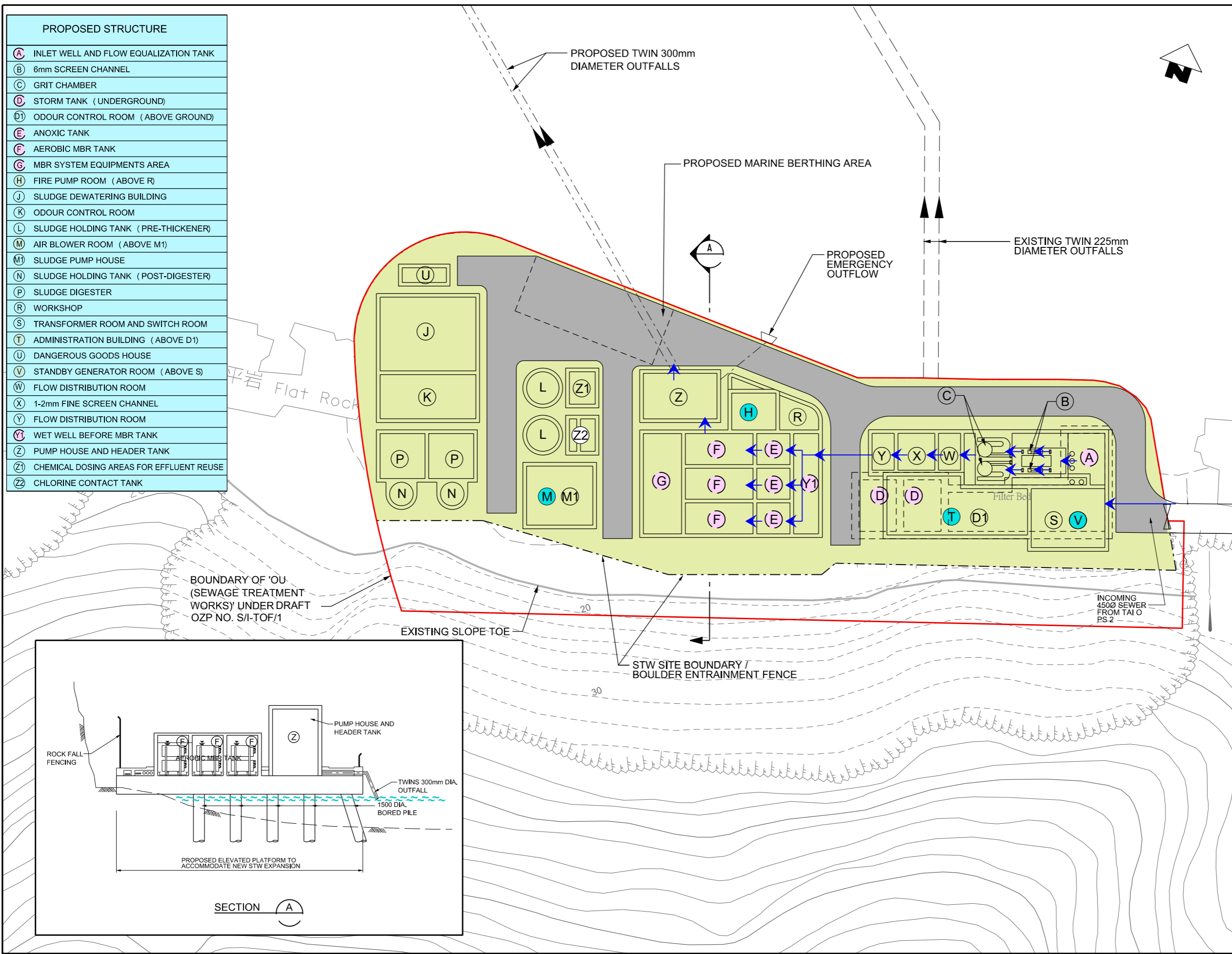
PROPOSED STRUCTURE	
(A)	INLET WELL AND FLOW EQUALIZATION TANK
(B)	6mm SCREEN CHANNEL
(C)	GRIT CHAMBER
(D)	STORM TANK (UNDERGROUND)
(D1)	ODOUR CONTROL ROOM (ABOVE GROUND)
(E)	ANOXIC TANK
(F)	AEROBIC MBR TANK
(G)	MBR SYSTEM EQUIPMENTS AREA
(H)	FIRE PUMP ROOM (ABOVE R)
(J)	SLUDGE DEWATERING BUILDING
(K)	ODOUR CONTROL ROOM
(L)	SLUDGE HOLDING TANK (PRE-THICKENER)
(M)	AIR BLOWER ROOM (ABOVE M1)
(M1)	SLUDGE PUMP HOUSE
(N)	SLUDGE HOLDING TANK (POST-DIGESTER)
(P)	SLUDGE DIGESTER
(R)	WORKSHOP
(S)	TRANSFORMER ROOM AND SWITCH ROOM
(T)	ADMINISTRATION BUILDING (ABOVE D1)
(U)	DANGEROUS GOODS HOUSE
(V)	STANDBY GENERATOR ROOM (ABOVE S)
(W)	FLOW DISTRIBUTION ROOM
(X)	1-2mm FINE SCREEN CHANNEL
(Y)	FLOW DISTRIBUTION ROOM
(Y1)	WET WELL BEFORE MBR TANK
(Z)	PUMP HOUSE AND HEADER TANK
(Z1)	CHEMICAL DOSING AREAS FOR EFFLUENT REUSE
(Z2)	CHLORINE CONTACT TANK



KEY PLAN SCALE : N.T.S.

LEGEND:

- (A) STRUCTURE LOCATED AT GROUND LEVEL
- (A) STRUCTURE LOCATED UNDERGROUND
- (A) STRUCTURE LOCATED AT UPPER GROUND LEVEL
- ← FLOW DIRECTION



PRINTED BY: chreub306 8/9/2013 5:44:58 PM
 FILENAME: P:\CHINA\UP\image_CADD\Project\15_4572\FIGURE\EA-TAI O\4572-EIA-TO-FIG2.dgn



Agreement No. CE 15/2010 (DS)
 Upgrading of Cheung Chau and Tai O Sewerage Collection, Treatment and Disposal Facilities - Design and Construction
 Outlying Islands Sewerage Stage 2 -
 Upgrading of Tai O Sewerage Collection, Treatment and Disposal Facilities

Title :	Option 7 - Alternative Site Formation Method of Tai O STW - Platform Deck		
Date :	MAY 2015	Figure :	2.11