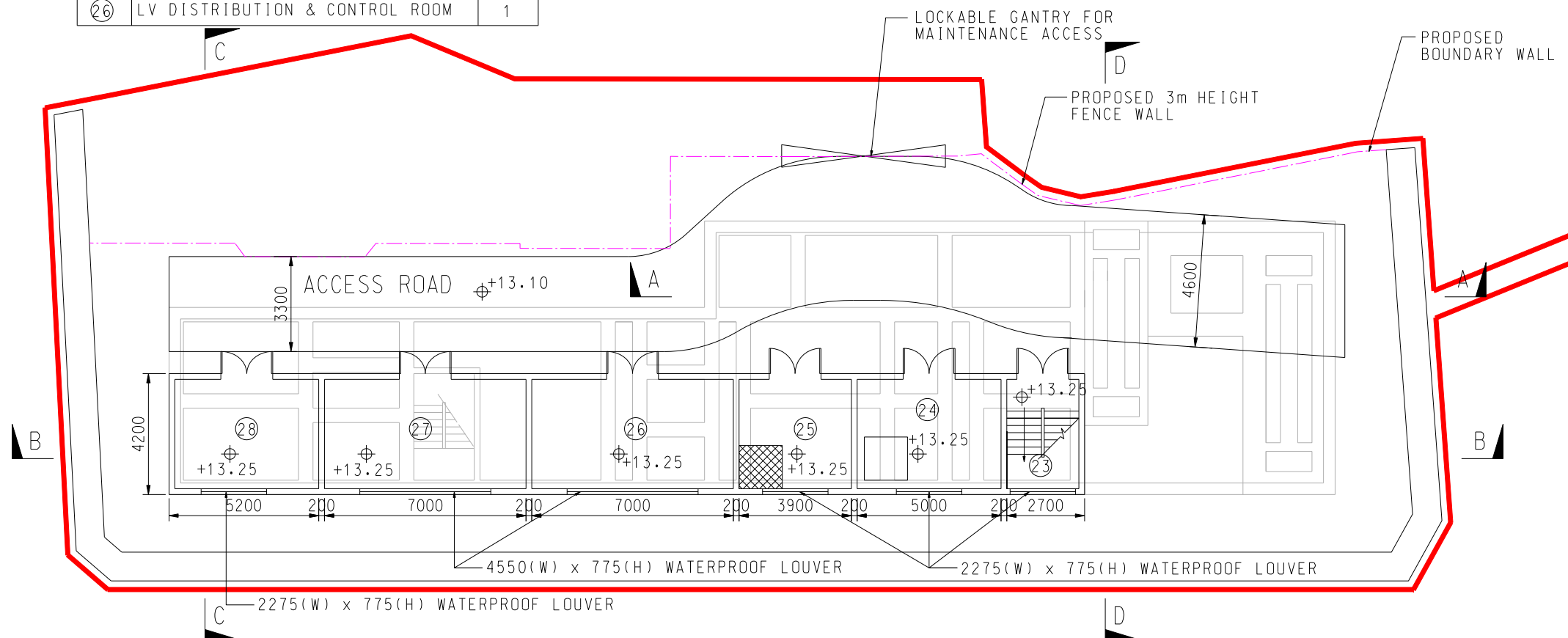


MAIN STRUCTURES SCHEDULE

Num	NAME	NO.
②③	STAIR ROOM	1
②④	ODOR CONTROL ROOM	1
②⑤	STORAGE ROOM	1
②⑥	LV DISTRIBUTION & CONTROL ROOM	1

MAIN STRUCTURES SCHEDULE

Num	NAME	NO.
②⑦	AIR BLOWER ROOM	1
②⑧	CHEMICAL DOSING ROOM	1



LEGEND:

- APPLICATION SITE
- - - PROPOSED 3m HEIGHT FENCE WALL

Drawing Title

G/F LAYOUT PLAN OF
SEWAGE TREATMENT PLANT

Contract Title

牛尾海污水收集系統第二階段
及第三階段設計及建造
PORT SHELTER SEWERAGE STAGE 2
AND STAGE 3 DESIGN AND CONSTRUCTION



香港特別行政區政府渠務署
THE GOVERNMENT OF THE
HONG KONG
SPECIAL ADMINISTRATIVE REGION
DRAINAGE SERVICES DEPARTMENT



BLACK & VEATCH HONG KONG LIMITED
博威工程顧問有限公司

Figure no.

FIGURE 12

Prepared

TKC

Checked

KW

Date

01/15

Scale

A4 1:200

MAIN STRUCTURES SCHEDULE

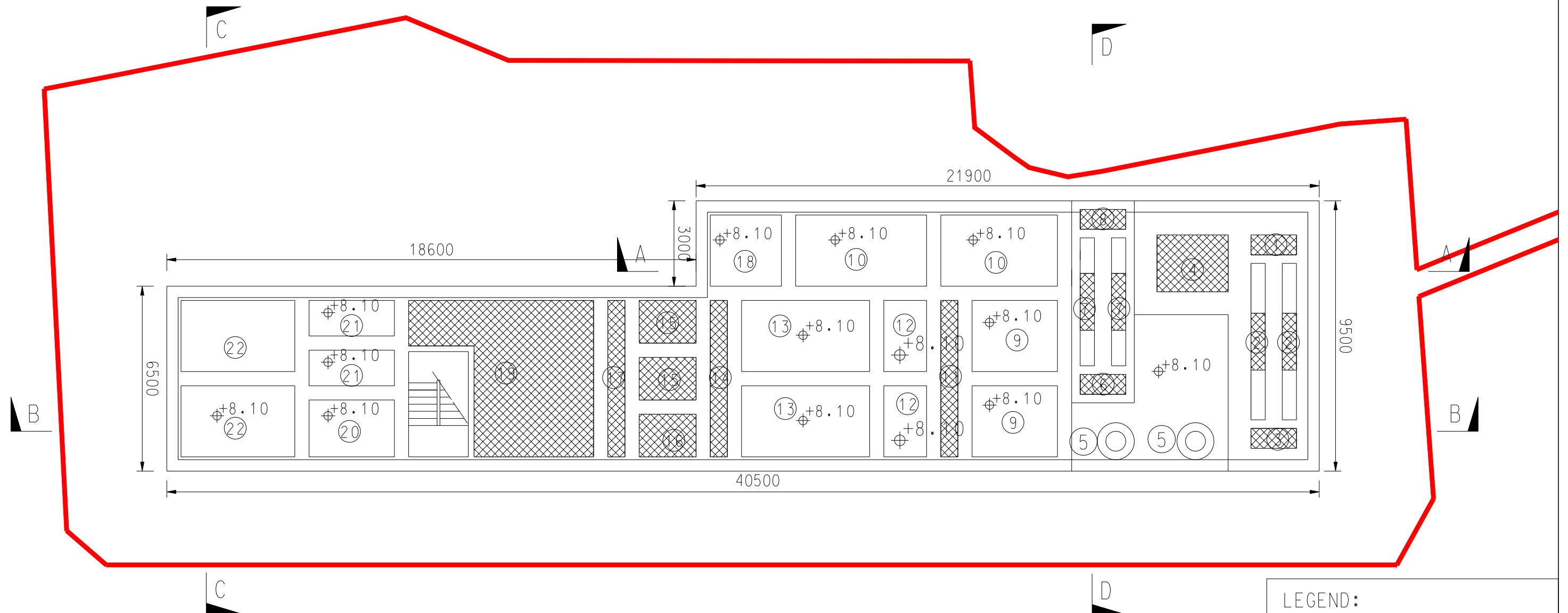
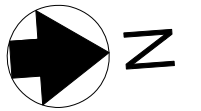
Num	NAME	NO.
①	INLET CHANNEL	1
②	COARSE SCREEN CHANNEL	2
③	DISTRIBUTION CHANNEL	1
④	PUMP WELL	1
⑤	VORTEX GRIT TANK	2
⑥	DISTRIBUTION CHANNEL	1

MAIN STRUCTURES SCHEDULE

Num	NAME	NO.
⑦	FINE SCREEN CHANNEL	2
⑧	DISTRIBUTION CHANNEL	1
⑨	EQ. TANK	2
⑩	EMERGENCY TANK	2
⑪	DISTRIBUTION CHANNEL	1

MAIN STRUCTURES SCHEDULE

Num	NAME	NO.
⑫	ANOXIC TANK	2
⑬	AERATION TANK	2
⑭	DISTRIBUTION CHANNEL	1
⑮	MBR TANK	2
⑯	RAS PUMP WELL	1
⑰	RAS CHANNEL	1



MAIN STRUCTURES SCHEDULE

Num	NAME	NO.	SIZE(LxWxH)	REMARKS
⑱	SCUM TANK	1	-	UNDERGROUND
⑲	MEMBRANE WORKSHOP	1	-	UNDERGROUND
⑳	CIP TANK	1	-	UNDERGROUND
㉑	SLUDGE HOLDING TANK	2	-	UNDERGROUND
㉒	TREATED WATER TANK	2	-	UNDERGROUND

Drawing Title

B/F LAYOUT PLAN OF
SEWAGE TREATMENT PLANT
AT +8.1MPD

Contract Title

牛尾海污水收集系統第二階段
及第三階段設計及建造
PORT SHELTER SEWERAGE STAGE 2
AND STAGE 3 DESIGN AND CONSTRUCTION



香港特別行政區政府渠務署
THE GOVERNMENT OF THE
HONG KONG
SPECIAL ADMINISTRATIVE REGION
DRAINAGE SERVICES DEPARTMENT



BLACK & VEATCH HONG KONG LIMITED
博威工程顧問有限公司

Figure no.

FIGURE 13

Prepared

TKC

Checked

KW

Date

01/15

Scale

A4 1:200

MAIN STRUCTURES SCHEDULE

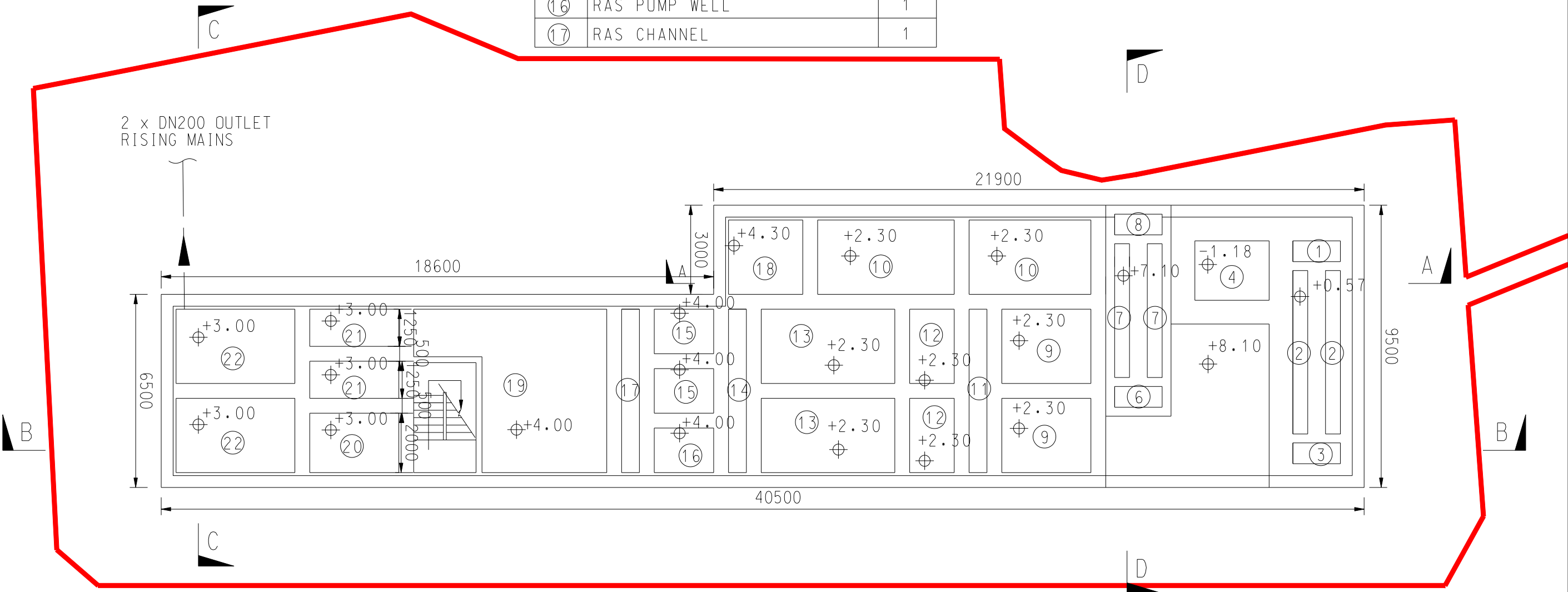
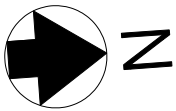
Num	NAME	NO.
①	INLET CHANNEL	1
②	COARSE SCREEN CHANNEL	2
③	DISTRIBUTION CHANNEL	1
④	PUMP WELL	1
⑥	DISTRIBUTION CHANNEL	1
⑦	FINE SCREEN CHANNEL	2
⑧	DISTRIBUTION CHANNEL	1

MAIN STRUCTURES SCHEDULE

Num	NAME	NO.
⑨	EQ. TANK	2
⑩	EMERGENCY TANK	2
⑪	DISTRIBUTION CHANNEL	1
⑫	ANOXIC TANK	2
⑬	AERATION TANK	2
⑭	DISTRIBUTION CHANNEL	1
⑮	MBR TANK	2
⑯	RAS PUMP WELL	1
⑰	RAS CHANNEL	1

MAIN STRUCTURES SCHEDULE

Num	NAME	NO.
⑱	SCUM TANK	1
⑲	MEMBRANE WORKSHOP	1
⑳	CIP TANK	1
㉑	SLUDGE HOLDING TANK	2
㉒	TREATED WATER TANK	2



NOTE:

1. FOR LEGEND REFER TO DRAWING NO.
382770/BVHKL/GL001.

LEGEND:

— APPLICATION SITE

Drawing Title

B/F LAYOUT PLAN OF
SEWAGE TREATMENT PLANT
AT +2.3MPD

Contract Title

牛尾海污水收集系統第二階段
及第三階段設計及建造
PORT SHELTER SEWERAGE STAGE 2
AND STAGE 3 DESIGN AND CONSTRUCTION



香港特別行政區政府渠務署
THE GOVERNMENT OF THE
HONG KONG
SPECIAL ADMINISTRATIVE REGION
DRAINAGE SERVICES DEPARTMENT



BLACK & VEATCH HONG KONG LIMITED
博威工程顧問有限公司

Figure no.

FIGURE 14

Prepared

TKC

Checked

KW

Date

01/15

Scale

A4 1:200