

NOTE:

1. THIS DRAWING TO BE READ IN CONJUNCTION WITH DRAWING NOS. 60222570/TR19A/FIGURE 2.3.1 TO 2.3.5.

LEGEND:

- PROJECT BOUNDARY
- ENVIRONMENTALLY FRIENDLY TRANSPORT SERVICES (EFTS)
- DEPRESSED ROAD
- ELEVATED ROAD
- DEPRESSED EFTS
- ELEVATED EFTS
- NEW DISTRIBUTOR ROADS SERVING THE HSK NDA
- PROPOSED ROAD LEVEL

AECOM

PROJECT
HUNG SHUI KIU NEW DEVELOPMENT AREA PLANNING AND ENGINEERING STUDY - INVESTIGATION

CLIENT
CEDD
Civil Engineering and Development Department

CONSULTANT
AECOM Asia Company Ltd.
www.aecom.com

SUB-CONSULTANTS
分判工程顧問公司

ISSUE/REVISION

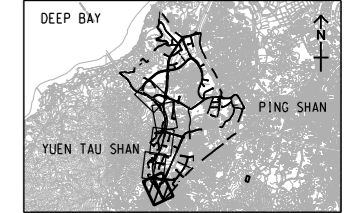
NO.	DATE	DESCRIPTION	CHK.

STATUS

SCALE
A3 1:2000

DIMENSION UNIT
METRES

KEY PLAN A3 1:20000



PROJECT NO.
60222570

AGREEMENT NO.
CE2/2011 (CE)

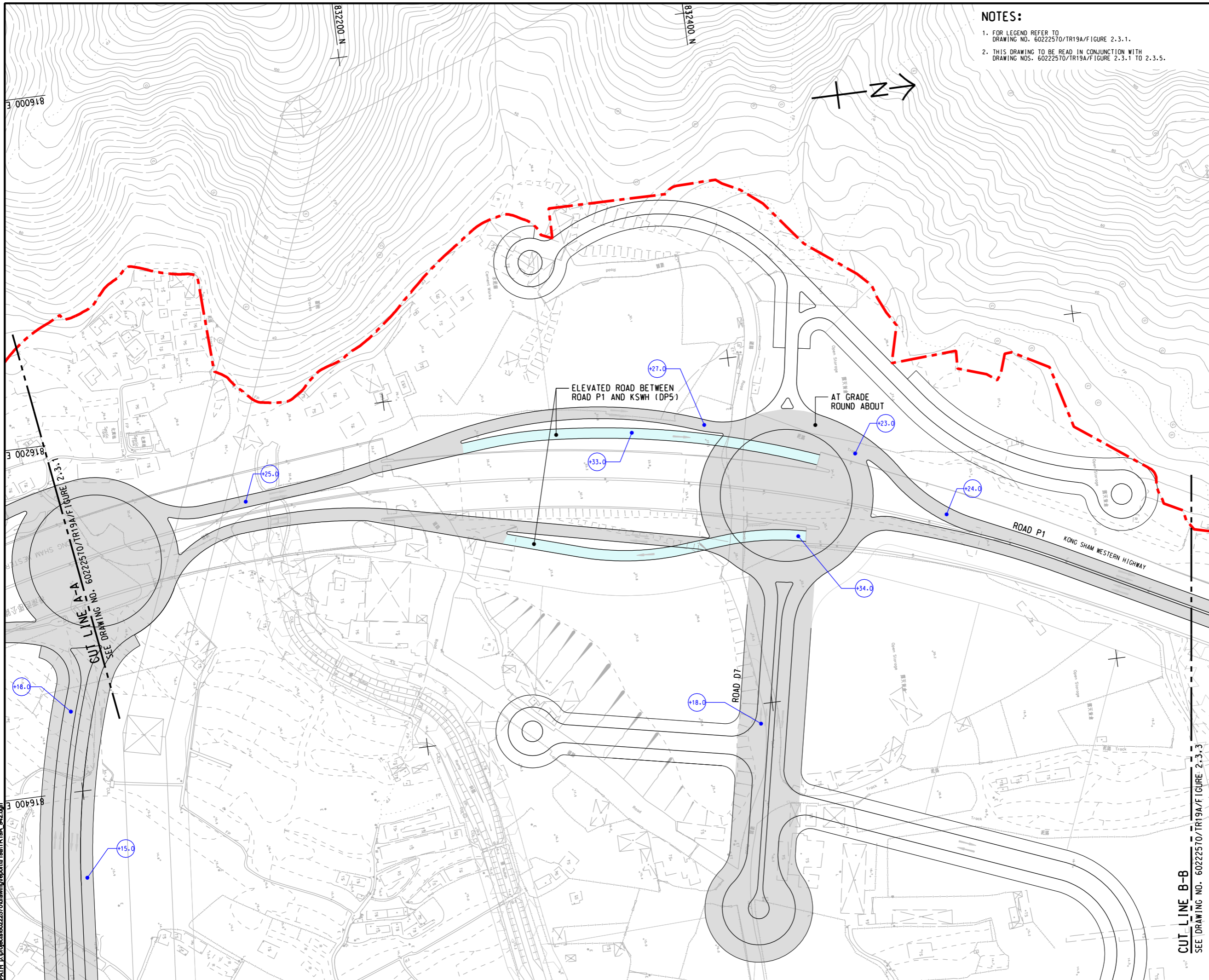
SHEET TITLE
GENERAL LAYOUT OF NEW DISTRIBUTOR ROAD (ROAD P1)

SHEET NUMBER
60222570/TR19A/FIGURE 2.3.1

SHEET 1 OF 5

This drawing has been prepared for the use of AECOM's client. It may not be used, modified, reproduced or relied upon by third parties, except as required by law. AECOM accepts no responsibility, and denies any liability whatsoever, for any party that uses or relies on this drawing without AECOM's express written consent. Do not scale this document. All measurements must be obtained from the stated dimensions.

Pld File by: ANHL
 PATH: P:\projects\60222570\drawing\center\0a1TR19A_042.dgn
 ISO A1 594mm x 841mm
 Approved:
 Checked:
 Designer:
 Project Management Initials:



- NOTES:**
1. FOR LEGEND REFER TO DRAWING NO. 60222570/TR19A/FIGURE 2.3.1.
 2. THIS DRAWING TO BE READ IN CONJUNCTION WITH DRAWING NOS. 60222570/TR19A/FIGURE 2.3.1 TO 2.3.5.

AECOM

PROJECT
 項目
HUNG SHUI KIU NEW DEVELOPMENT AREA PLANNING AND ENGINEERING STUDY - INVESTIGATION

CLIENT
 業主
CEDD
 土木工程拓展署
 Civil Engineering and Development Department

CONSULTANT
 工程顧問公司
AECOM Asia Company Ltd.
 www.aecom.com

SUB-CONSULTANTS
 分判工程顧問公司
Planning Department

ISSUE/REVISION
 修訂

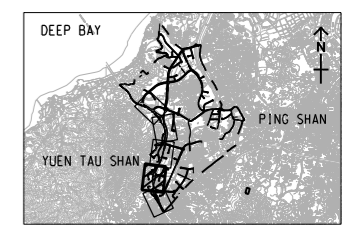
IR	DATE	DESCRIPTION	CHK
修訂	日期	內容描述	校核

STATUS
 階段

SCALE
 比例
 A3 1:2000

DIMENSION UNIT
 尺寸單位
 METRES

KEY PLAN A3 1:20000



PROJECT NO.
 項目編號
 60222570

AGREEMENT NO.
 協議編號
 CE2/2011 (CE)

SHEET TITLE
 圖紙名稱
 GENERAL LAYOUT OF NEW DISTRIBUTOR ROAD (ROAD P1)

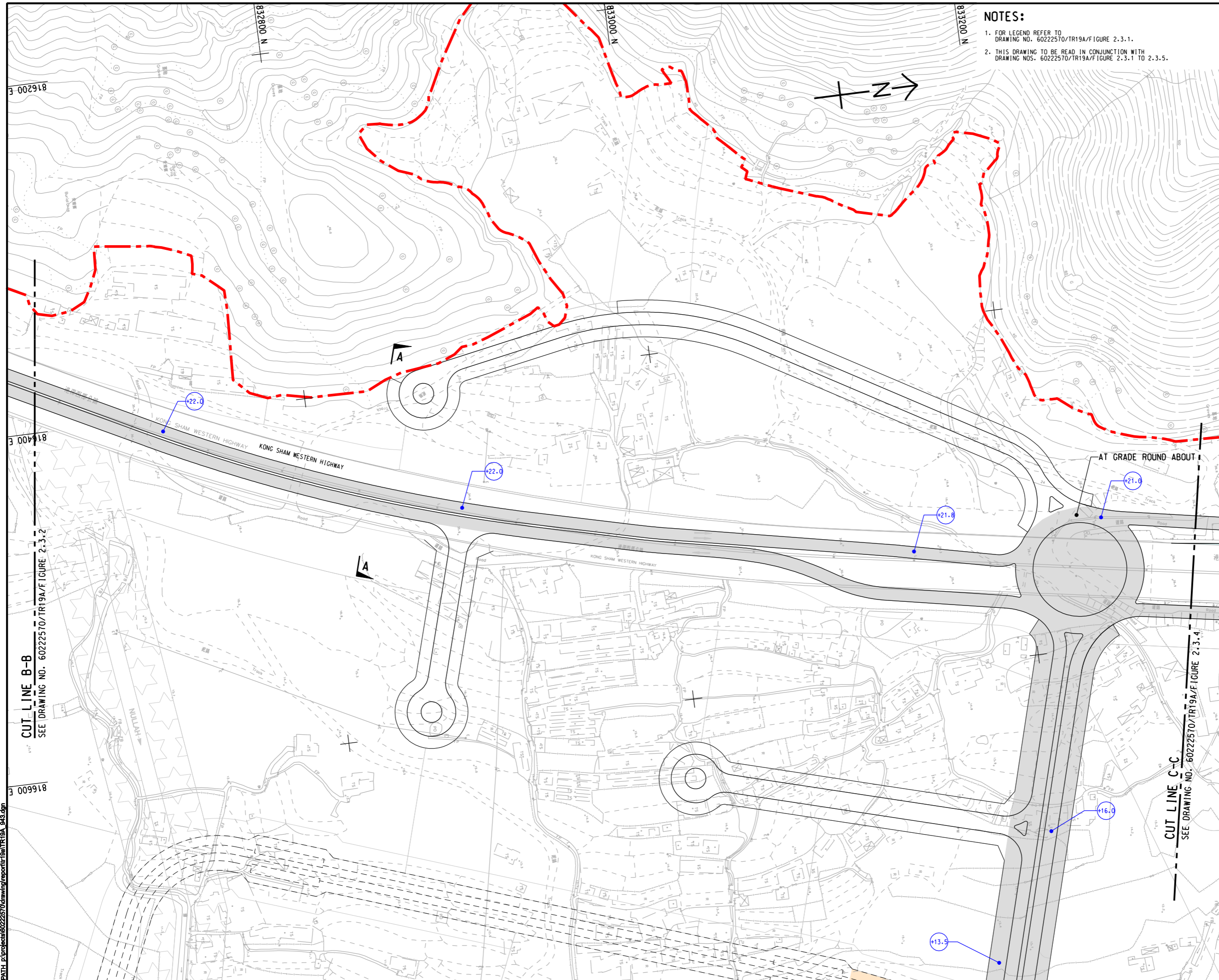
SHEET NUMBER
 圖紙編號
 60222570/TR19A/FIGURE 2.3.2

SHEET 2 OF 5

CUT LINE B-B
 SEE DRAWING NO. 60222570/TR19A/FIGURE 2.3.3

This drawing has been prepared for the use of AECOM's client. It may not be used, modified, reproduced or relied upon by third parties, except as agreed by AECOM or as required by law. AECOM accepts no responsibility, and does not warrant, for any party that uses or relies on this drawing without AECOM's express written consent. Do not scale this document. All measurements must be obtained from the stated dimensions.

Pld File by: ANH; PATH: E:\projects\60222570\drawing\center\0a1\TR19A_943.dgn



- NOTES:**
1. FOR LEGEND REFER TO DRAWING NO. 60222570/TR19A/FIGURE 2.3.1.
 2. THIS DRAWING TO BE READ IN CONJUNCTION WITH DRAWING NOS. 60222570/TR19A/FIGURE 2.3.1 TO 2.3.5.

CUT LINE B-B
SEE DRAWING NO. 60222570/TR19A/FIGURE 2.3.2

CUT LINE C-C
SEE DRAWING NO. 60222570/TR19A/FIGURE 2.3.4

AECOM

PROJECT
項目

HUNG SHUI KIU NEW DEVELOPMENT AREA PLANNING AND ENGINEERING STUDY - INVESTIGATION

CLIENT
業主

CEDD
土木工程拓展署
Civil Engineering and Development Department

Planning Department

CONSULTANT
工程顧問公司

AECOM Asia Company Ltd.
www.aecom.com

SUB-CONSULTANTS
分判工程顧問公司

ISSUE/REVISION
修訂

NO.	DATE	DESCRIPTION	CHK.

STATUS
階段

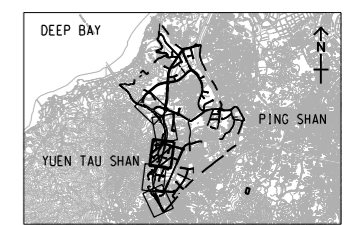
SCALE
比例

A3 1:2000

DIMENSION UNIT
尺寸單位

METRES

KEY PLAN A3 1:20000



PROJECT NO.
項目編號

60222570

AGREEMENT NO.
協議編號

CE2/2011 (CE)

SHEET TITLE
圖紙名稱

GENERAL LAYOUT OF NEW DISTRIBUTOR ROAD (ROAD P1)

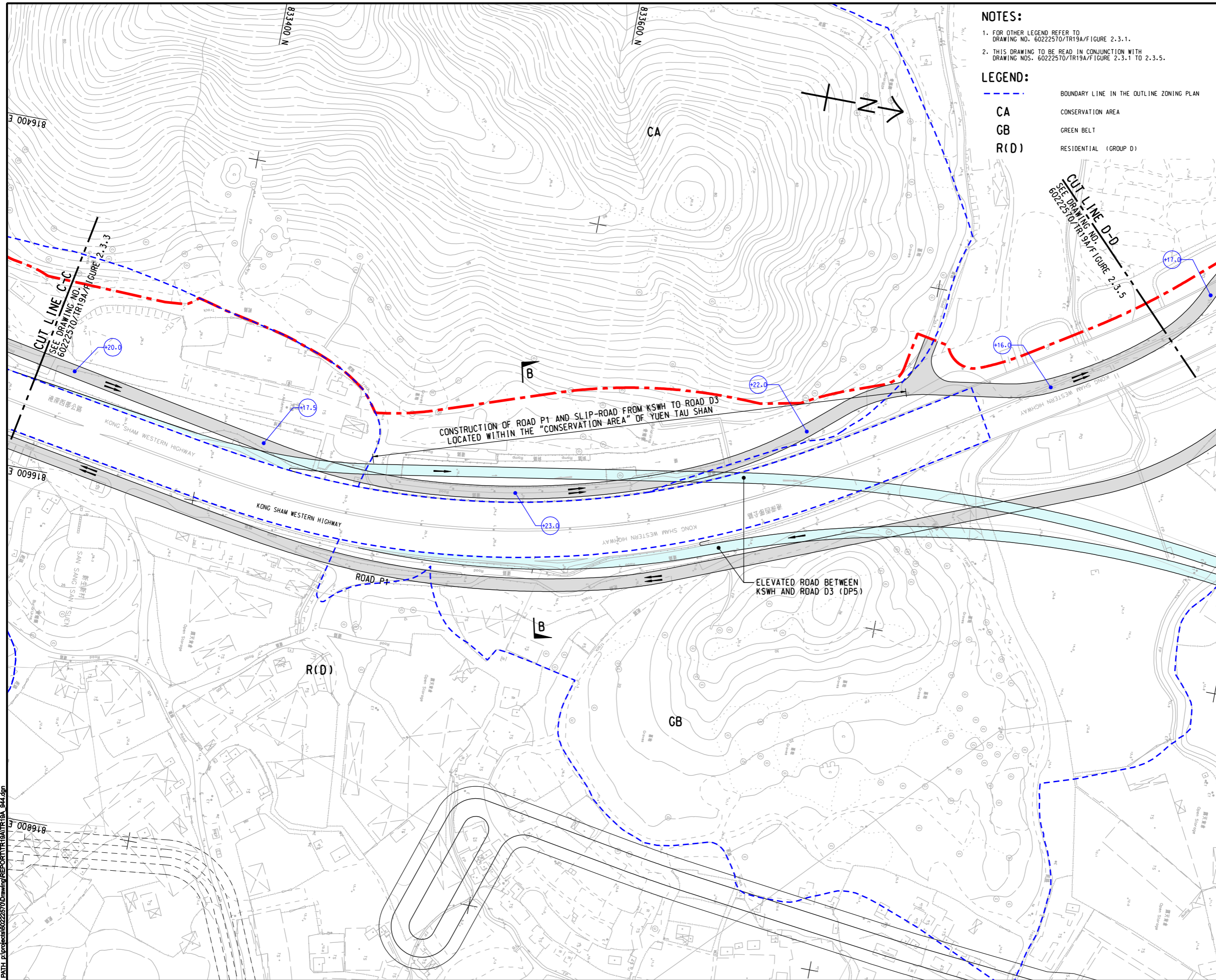
SHEET NUMBER
圖紙編號

60222570/TR19A/FIGURE 2.3.3

SHEET 3 OF 5

This drawing has been prepared for the use of AECOM's client. It may not be used, modified, reproduced or relied upon by third parties, except as agreed by AECOM or as required by law. AECOM accepts no responsibility, and denies any liability whatsoever, to any party, for losses or claims on this drawing without AECOM's express written consent. Do not scale this document. All measurements must be obtained from the stated dimensions.

ISO A1 594mm x 841mm
 Approved:
 Checked:
 Designer:
 Project Management Initials:
 Pld File by: ZHUYUHU
 PATH: E:\projects\60222570\Drawing\REPORT\TR19A\TR19A_944.dgn



NOTES:

1. FOR OTHER LEGEND REFER TO DRAWING NO. 60222570/TR19A/FIGURE 2.3.1.
2. THIS DRAWING TO BE READ IN CONJUNCTION WITH DRAWING NOS. 60222570/TR19A/FIGURE 2.3.1 TO 2.3.5.

LEGEND:

- BOUNDARY LINE IN THE OUTLINE ZONING PLAN
- CA CONSERVATION AREA
- GB GREEN BELT
- R(D) RESIDENTIAL (GROUP D)



PROJECT

HUNG SHUI KIU NEW DEVELOPMENT AREA PLANNING AND ENGINEERING STUDY - INVESTIGATION

CLIENT



CONSULTANT

AECOM Asia Company Ltd.
www.aecom.com

SUB-CONSULTANTS

分列工程顧問公司

ISSUE/REVISION

IR	DATE	DESCRIPTION	CHK

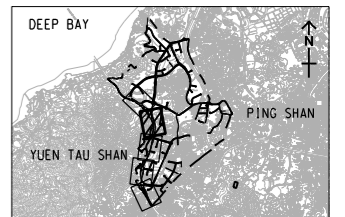
STATUS

SCALE

A3 1:2000 METRES

KEY PLAN

A3 1:20000



PROJECT NO.

60222570

AGREEMENT NO.

CE2/2011 (CE)

SHEET TITLE

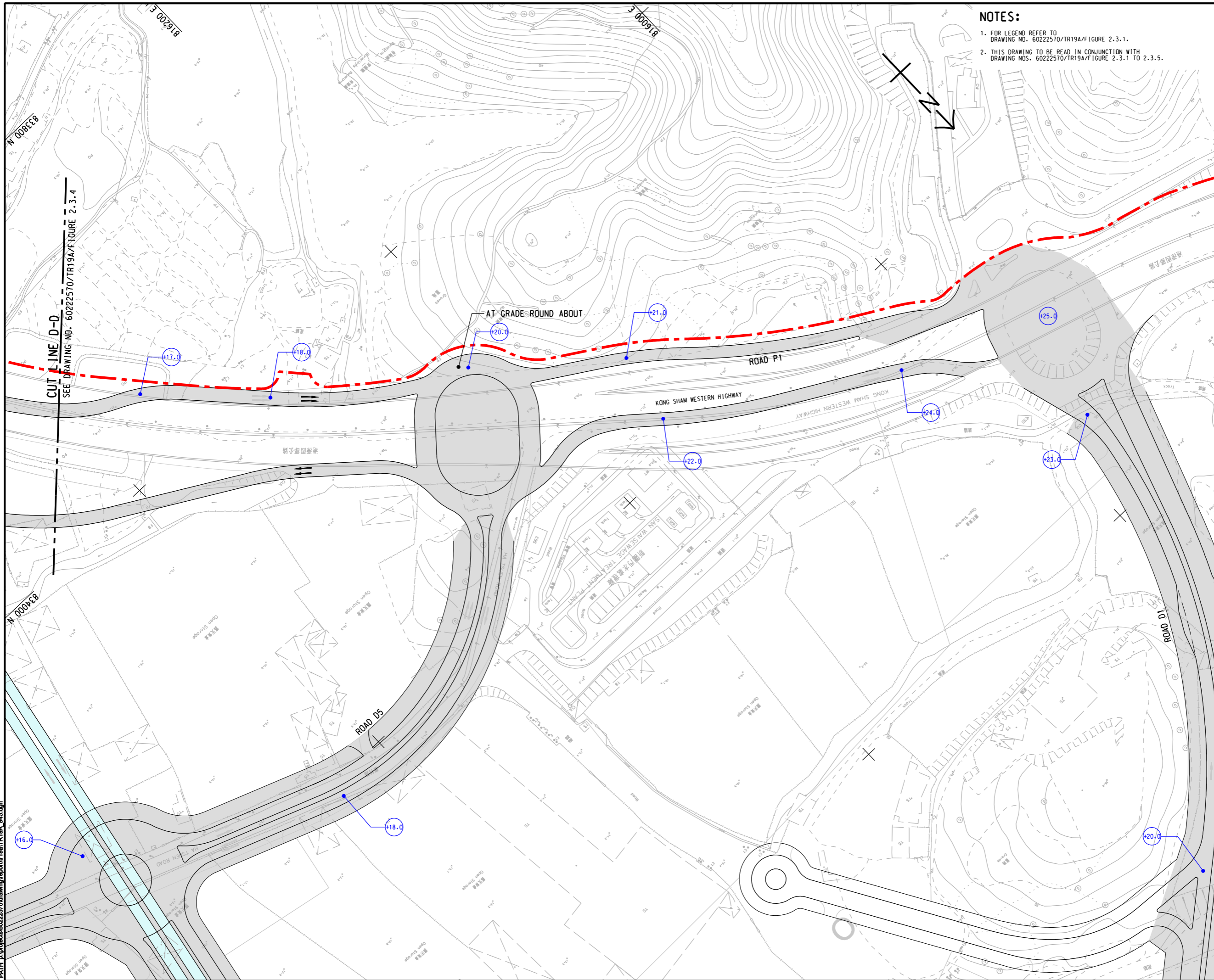
GENERAL LAYOUT OF NEW DISTRIBUTOR ROAD (ROAD P1)

SHEET 4 OF 5

SHEET NUMBER

60222570/TR19A/FIGURE 2.3.4

This drawing has been prepared for the use of AECOM's client. It may not be used, modified, reproduced or relied upon by third parties, except as agreed by AECOM or as required by law. AECOM accepts no responsibility, and disclaims any liability whatsoever, for any party that uses or relies on this drawing without AECOM's express written consent. Do not scale this document. All measurements must be obtained from the related dimensions.



NOTES:

1. FOR LEGEND REFER TO DRAWING NO. 60222570/TR19A/FIGURE 2.3.1.
2. THIS DRAWING TO BE READ IN CONJUNCTION WITH DRAWING NOS. 60222570/TR19A/FIGURE 2.3.1 TO 2.3.5.

HUNG SHUI KIU NEW DEVELOPMENT AREA PLANNING AND ENGINEERING STUDY - INVESTIGATION



ISSUE/REVISION

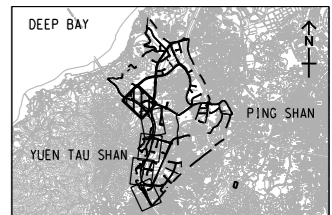
IR	DATE	DESCRIPTION	CHK

STATUS

SCALE DIMENSION UNIT

A3 1 : 2000 METRES

KEY PLAN A3 1 : 20000



PROJECT NO. AGREEMENT NO.

60222570 CE2/2011 (CE)

SHEET TITLE

GENERAL LAYOUT OF NEW DISTRIBUTOR ROAD (ROAD P1)

SHEET 5 OF 5

SHEET NUMBER

60222570/TR19A/FIGURE 2.3.5

This drawing has been prepared for the use of AECOM's client. It may not be used, modified, reproduced or relied upon by third parties, except as agreed by AECOM or as required by law. AECOM accepts no responsibility, except as required by law, AECOM accepts no responsibility, and does not warrant, for any party, for uses or reliance on this drawing without AECOM's express written consent. Do not scale this document. All measurements must be obtained from the stated dimensions.