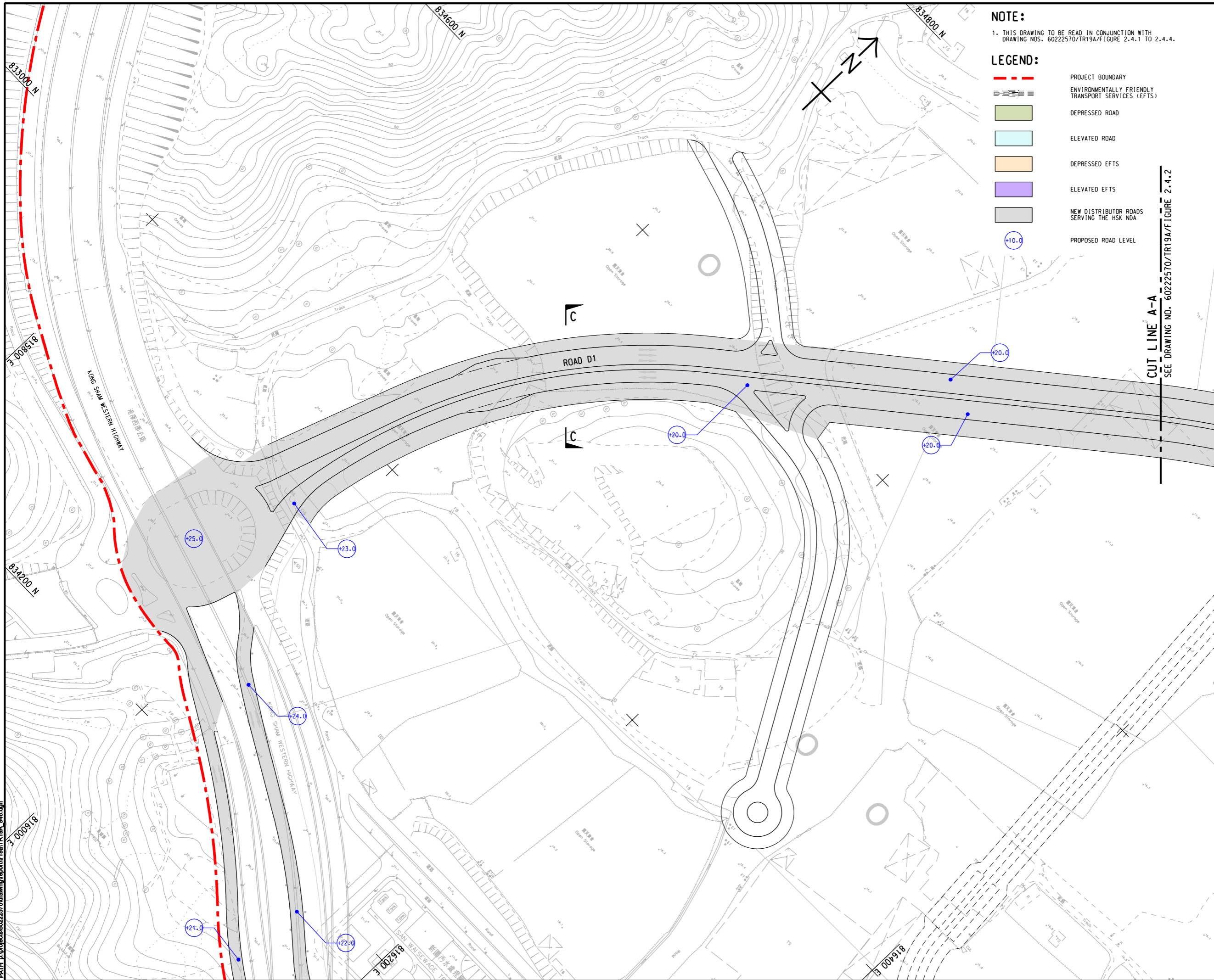










Pld File by: ANHL  
 PATH: E:\projects\60222570\drawing\paper\center\0a\TR19A\_046.dgn  
 Project Management Initials: Designer: Checked: Approved: ISO A1 594mm x 841mm



**NOTE:**

1. THIS DRAWING TO BE READ IN CONJUNCTION WITH DRAWING NOS. 60222570/TR19A/FIGURE 2.4.1 TO 2.4.4.

**LEGEND:**

-  PROJECT BOUNDARY
-  ENVIRONMENTALLY FRIENDLY TRANSPORT SERVICES (EFTS)
-  DEPRESSED ROAD
-  ELEVATED ROAD
-  DEPRESSED EFTS
-  ELEVATED EFTS
-  NEW DISTRIBUTOR ROADS SERVING THE HSK NDA
-  PROPOSED ROAD LEVEL

CUT LINE A-A  
 SEE DRAWING NO. 60222570/TR19A/FIGURE 2.4.2



**PROJECT**  
 項目

**HUNG SHUI KIU NEW DEVELOPMENT AREA PLANNING AND ENGINEERING STUDY - INVESTIGATION**

**CLIENT**  
 業主



**CONSULTANT**  
 工程顧問公司

AECOM Asia Company Ltd.  
 www.aecom.com

**SUB-CONSULTANTS**  
 分判工程顧問公司

**ISSUE/REVISION**  
 修訂

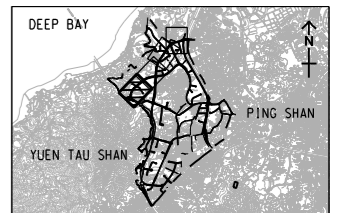
IR	DATE	DESCRIPTION	CHK.
修訂	日期	內容摘要	校核

**STATUS**  
 階段

**SCALE**      **DIMENSION UNIT**  
 比例      尺寸單位

A3 1 : 2000      METRES

**KEY PLAN**      A3 1 : 200000  
 索引圖



**PROJECT NO.**      **AGREEMENT NO.**  
 項目編號      協議編號

60222570      CE2/2011 (CE)

**SHEET TITLE**  
 圖紙名稱

GENERAL LAYOUT OF NEW DISTRIBUTOR ROAD (ROAD D1)

SHEET 1 OF 4

**SHEET NUMBER**  
 圖紙編號

60222570/TR19A/FIGURE 2.4.1

This drawing has been prepared for the use of AECOM's client. It may not be used, modified, reproduced or relied upon by third parties, except as required by law. AECOM accepts no responsibility, and denies any liability whatsoever, to any party that uses or relies on this drawing without AECOM's express written consent. Do not scale this document. All measurements must be obtained from the stated dimensions.

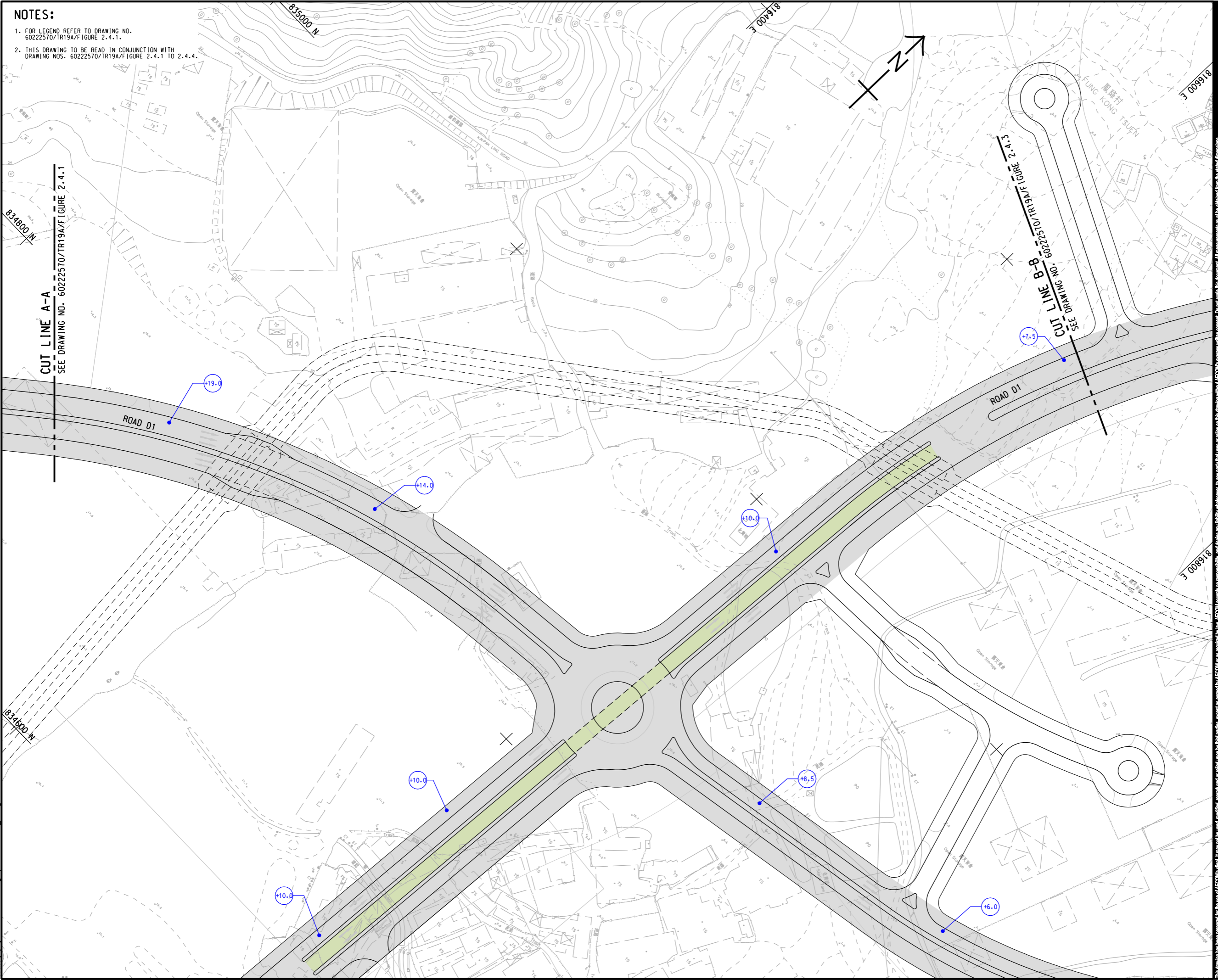
Pld File by: ANHL  
 PATH: E:\projects\60222570\drawing\center\0a1\TR19A\_947.dgn  
 Project Management Initials: Designer: Checked: Approved: ISO A1 594mm x 841mm

**NOTES:**

- FOR LEGEND REFER TO DRAWING NO. 60222570/TR19A/FIGURE 2.4.1.
- THIS DRAWING TO BE READ IN CONJUNCTION WITH DRAWING NOS. 60222570/TR19A/FIGURE 2.4.1 TO 2.4.4.

**CUT LINE A-A**  
 SEE DRAWING NO. 60222570/TR19A/FIGURE 2.4.1

**CUT LINE B-B**  
 SEE DRAWING NO. 60222570/TR19A/FIGURE 2.4.1



**AECOM**

**PROJECT**  
 HUNG SHUI KIU NEW DEVELOPMENT AREA PLANNING AND ENGINEERING STUDY - INVESTIGATION

**CLIENT**  
 業主

**CEED**  
 土木工程拓展署  
 Civil Engineering and Development Department

**Planning Department**

**CONSULTANT**  
 工程顧問公司  
 AECOM Asia Company Ltd.  
 www.aecom.com

**SUB-CONSULTANTS**  
 分判工程顧問公司

**ISSUE/REVISION**  
 修訂

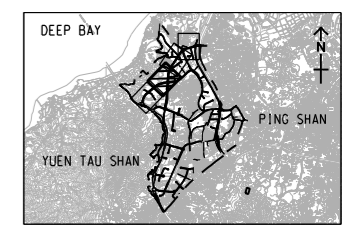
NO.	DATE	DESCRIPTION	CHK.

**STATUS**  
 階段

**SCALE**  
 比例  
 A3 1 : 2000

**DIMENSION UNIT**  
 尺寸單位  
 METRES

**KEY PLAN**  
 索引圖  
 A3 1 : 20000



**PROJECT NO.**  
 項目編號  
 60222570

**AGREEMENT NO.**  
 協議編號  
 CE2/2011 (CE)

**SHEET TITLE**  
 圖紙名稱  
 GENERAL LAYOUT OF NEW DISTRIBUTOR ROAD (ROAD D1)

**SHEET NUMBER**  
 圖紙編號  
 SHEET 2 OF 4

60222570/TR19A/FIGURE 2.4.2

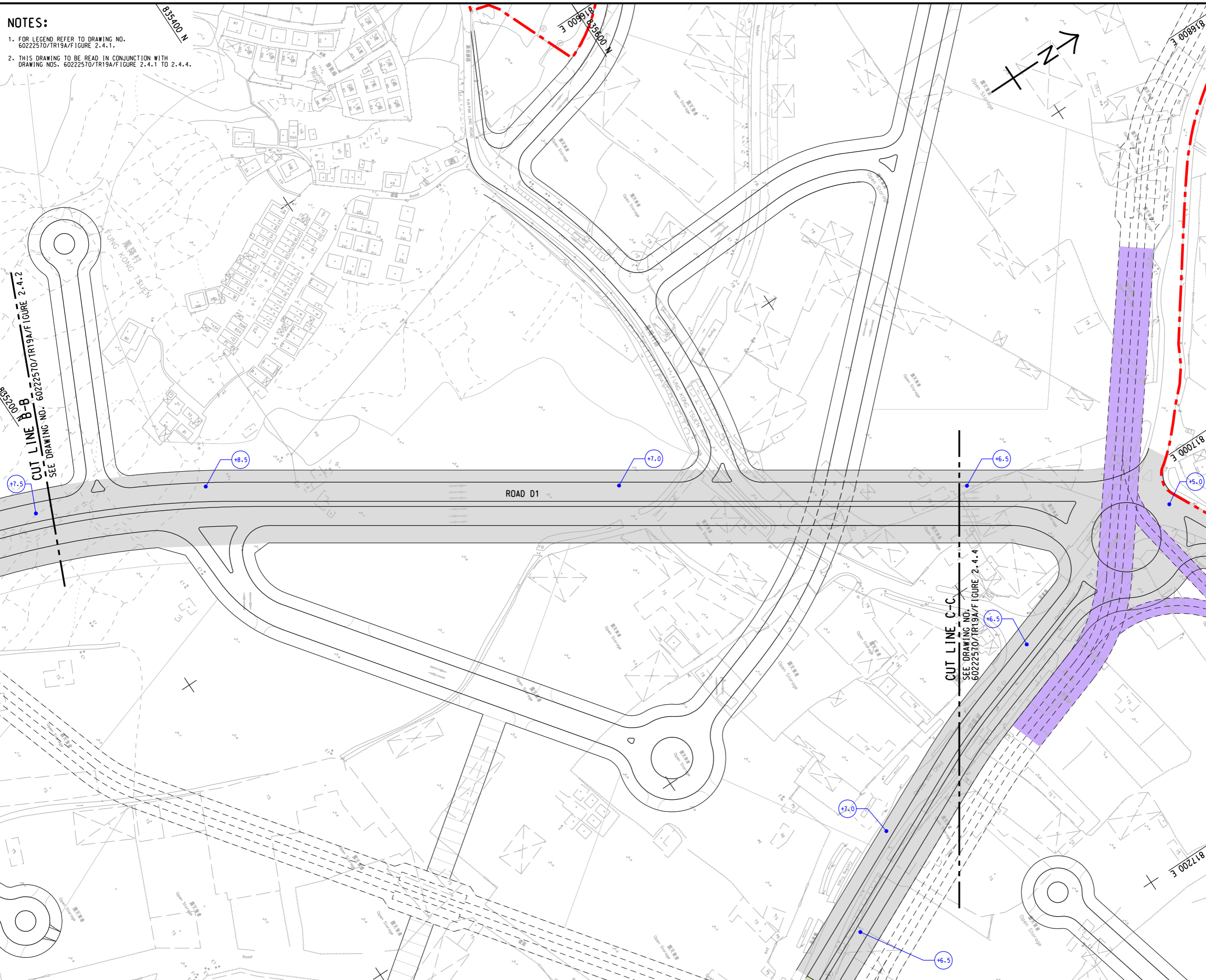
This drawing has been prepared for the use of AECOM's client. It may not be used, modified, reproduced or relied upon by third parties, except as agreed by AECOM or as required by law. AECOM accepts no responsibility, and denies any liability whatsoever, to any party, for losses or claims on this drawing without AECOM's express written consent. Do not scale this document. All measurements must be obtained from the stated dimensions.

**NOTES:**

- FOR LEGEND REFER TO DRAWING NO. 60222570/TR19A/FIGURE 2.4.1.
- THIS DRAWING TO BE READ IN CONJUNCTION WITH DRAWING NOS. 60222570/TR19A/FIGURE 2.4.1 TO 2.4.4.

CUT LINE B-B  
SEE DRAWING NO. 60222570/TR19A/FIGURE 2.4.2

CUT LINE C-C  
SEE DRAWING NO. 60222570/TR19A/FIGURE 2.4.4



**PROJECT**  
項目

**HUNG SHUI KIU NEW DEVELOPMENT AREA PLANNING AND ENGINEERING STUDY - INVESTIGATION**

**CLIENT**  
業主

**CEDD**  
土木工程拓展署  
Civil Engineering and Development Department

**Planning Department**  
規劃署

**CONSULTANT**  
工程顧問公司

AECOM Asia Company Ltd.  
www.aecom.com

**SUB-CONSULTANTS**  
分判工程顧問公司

**ISSUE/REVISION**  
修訂

NO.	DATE	DESCRIPTION	CHK.

**STATUS**  
階段

**SCALE**  
比例

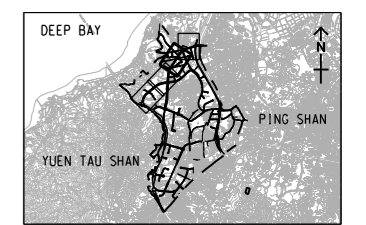
A3 1 : 2000

**DIMENSION UNIT**  
尺寸單位

METRES

**KEY PLAN**  
索引圖

A3 1 : 20000



**PROJECT NO.**  
項目編號

60222570

**AGREEMENT NO.**  
協議編號

CE2/2011 (CE)

**SHEET TITLE**  
圖紙名稱

GENERAL LAYOUT OF NEW DISTRIBUTOR ROAD (ROAD D1)

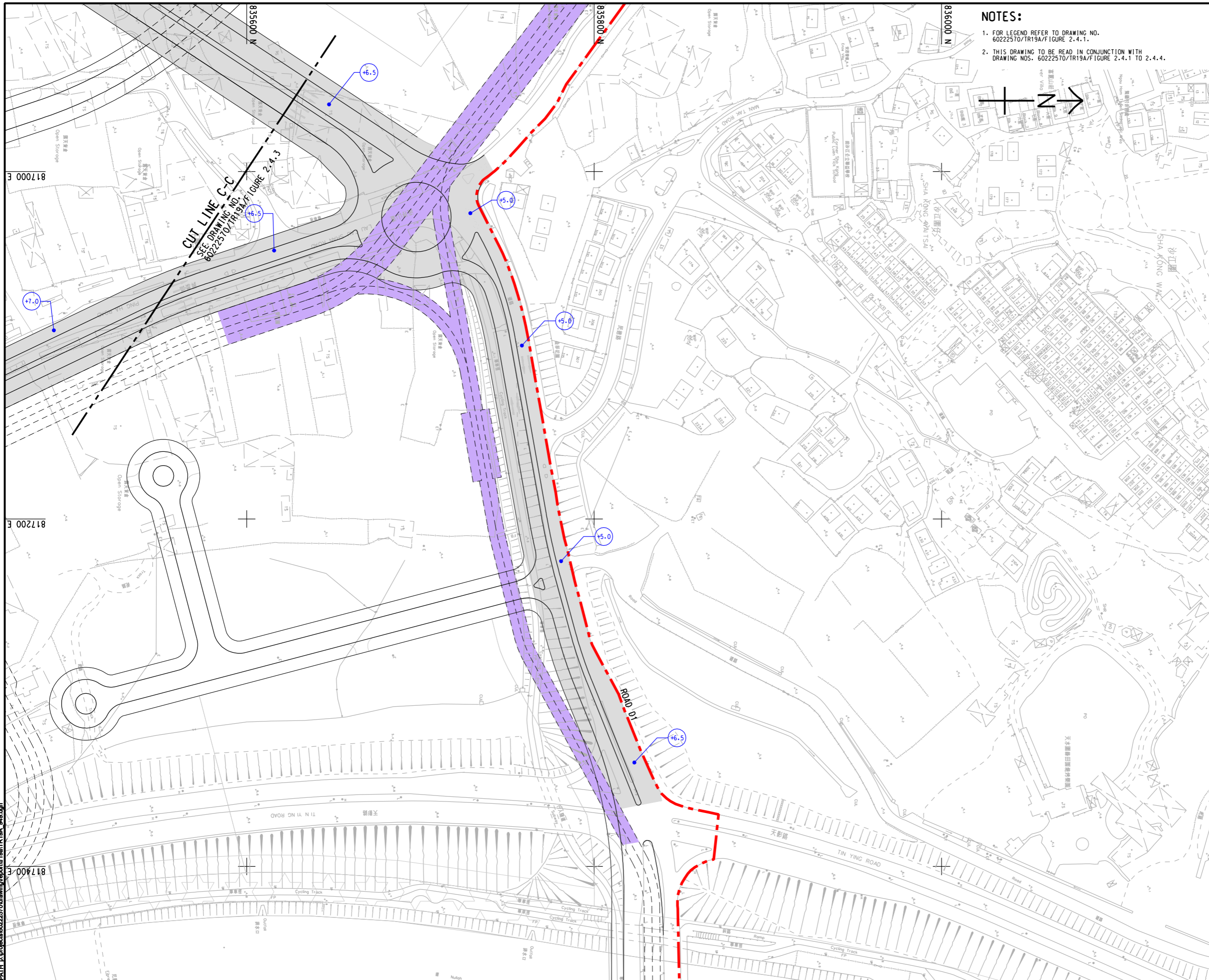
**SHEET NUMBER**  
圖紙編號

60222570/TR19A/FIGURE 2.4.3

SHEET 3 OF 4

This drawing has been prepared for the use of AECOM's client. It may not be used, modified, reproduced or relied upon by third parties, except as agreed by AECOM or as required by law. AECOM accepts no responsibility, and denies any liability whatsoever, for any party that uses or relies on this drawing without AECOM's express written consent. Do not scale this document. All measurements must be obtained from the stated dimensions.

ISO A1 594mm x 841mm  
 Approved:  
 Checked:  
 Designer:  
 Project Management Initials:  
 Pld File by: ANHL  
 PATH: E:\projects\60222570\drawing\center\0a1\TR19A\_049.dgn



**NOTES:**

1. FOR LEGEND REFER TO DRAWING NO. 60222570/TR19A/Figure 2.4.1.
2. THIS DRAWING TO BE READ IN CONJUNCTION WITH DRAWING NOS. 60222570/TR19A/Figure 2.4.1 TO 2.4.4.



**PROJECT**

**HUNG SHUI KIU NEW DEVELOPMENT AREA PLANNING AND ENGINEERING STUDY - INVESTIGATION**

**CLIENT**



**CONSULTANT**

AECOM Asia Company Ltd.  
www.aecom.com

**SUB-CONSULTANTS**

**ISSUE/REVISION**

IR	DATE	DESCRIPTION	CHK.
號	日期	內容摘要	號

**STATUS**

**SCALE**

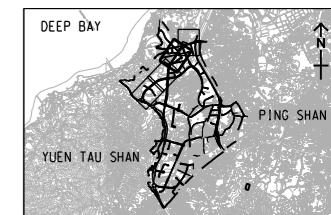
A3 1 : 2000

**DIMENSION UNIT**

METRES

**KEY PLAN**

A3 1 : 200000



**PROJECT NO.**

60222570

**AGREEMENT NO.**

CE2/2011 (CE)

**SHEET TITLE**

GENERAL LAYOUT OF NEW DISTRIBUTOR ROAD (ROAD D1)

SHEET 4 OF 4

**SHEET NUMBER**

60222570/TR19A/FIGURE 2.4.4

This drawing has been prepared for the use of AECOM's client. It may not be used, modified, reproduced or relied upon by third parties, except as agreed by AECOM in writing. AECOM accepts no responsibility, and denies any liability whatsoever, for any party that uses or relies on this drawing without AECOM's express written consent. Do not scale this document. All measurements must be obtained from the stated dimensions.