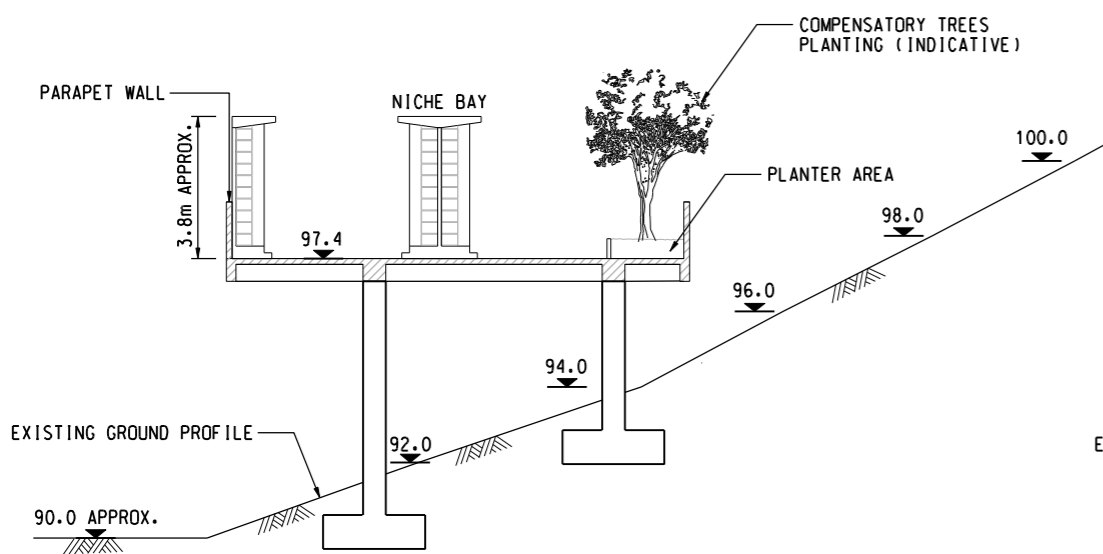
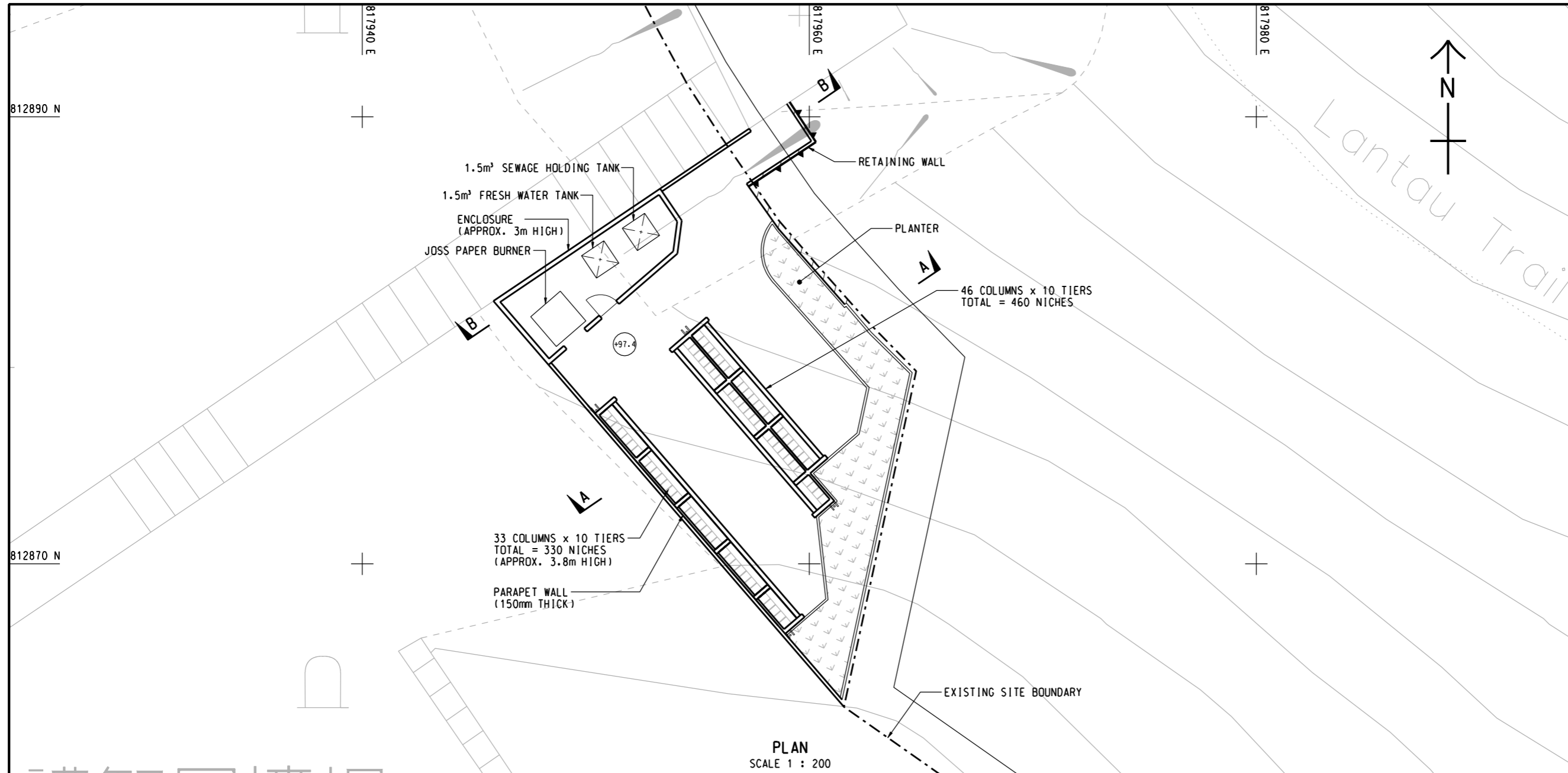
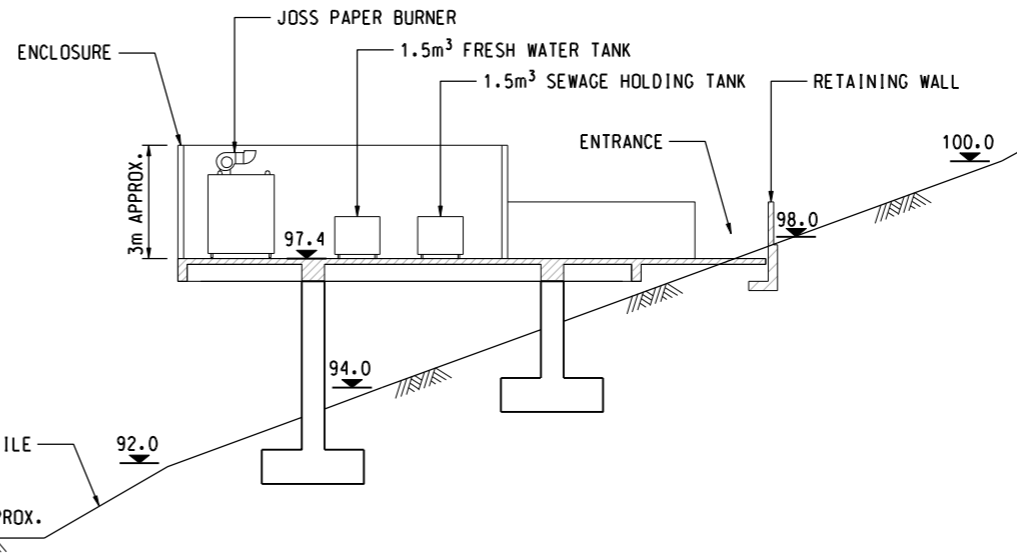


ISO A1 594mm x 841mm  
Approved:  
Checked:  
Designer:  
Project Management Initials:



SECTION A - A  
SCALE 1 : 200



SECTION B - B  
SCALE 1 : 200

SITE AREA: 225m<sup>2</sup> (WITHIN EXISTING SITE BOUNDARY)  
7.5m<sup>2</sup> (OUTSIDE EXISTING SITE BOUNDARY)  
232.5m<sup>2</sup> (TOTAL)

ISSUE/REVISION

I/R	DATE	DESCRIPTION	CHK.

STATUS

SCALE  
A3 AS SHOWN  
DIMENSION UNIT  
METRES

KEY PLAN

PROJECT NO.  
60453162  
CONTRACT NO.  
CPM301\_02/14

SHEET TITLE  
PROJECT LAYOUT PLAN

SHEET NUMBER  
60453162/EIA/FIGURE 2.2

Pld File by: ZHUJBO 2017/2/20  
PATH: P:\PROJECTS\60453162\DRAWING\REPORT\EIAEA\_722.dgn

This drawing has been prepared for the use of AECOM's client. It may not be used, modified, reproduced or relied upon by third parties, except as agreed by AECOM in writing. AECOM accepts no responsibility, and disclaims any liability whatsoever, to any party that uses or relies on this drawing without AECOM's express written consent. Do not scale this document. All measurements must be obtained from the stated dimensions.