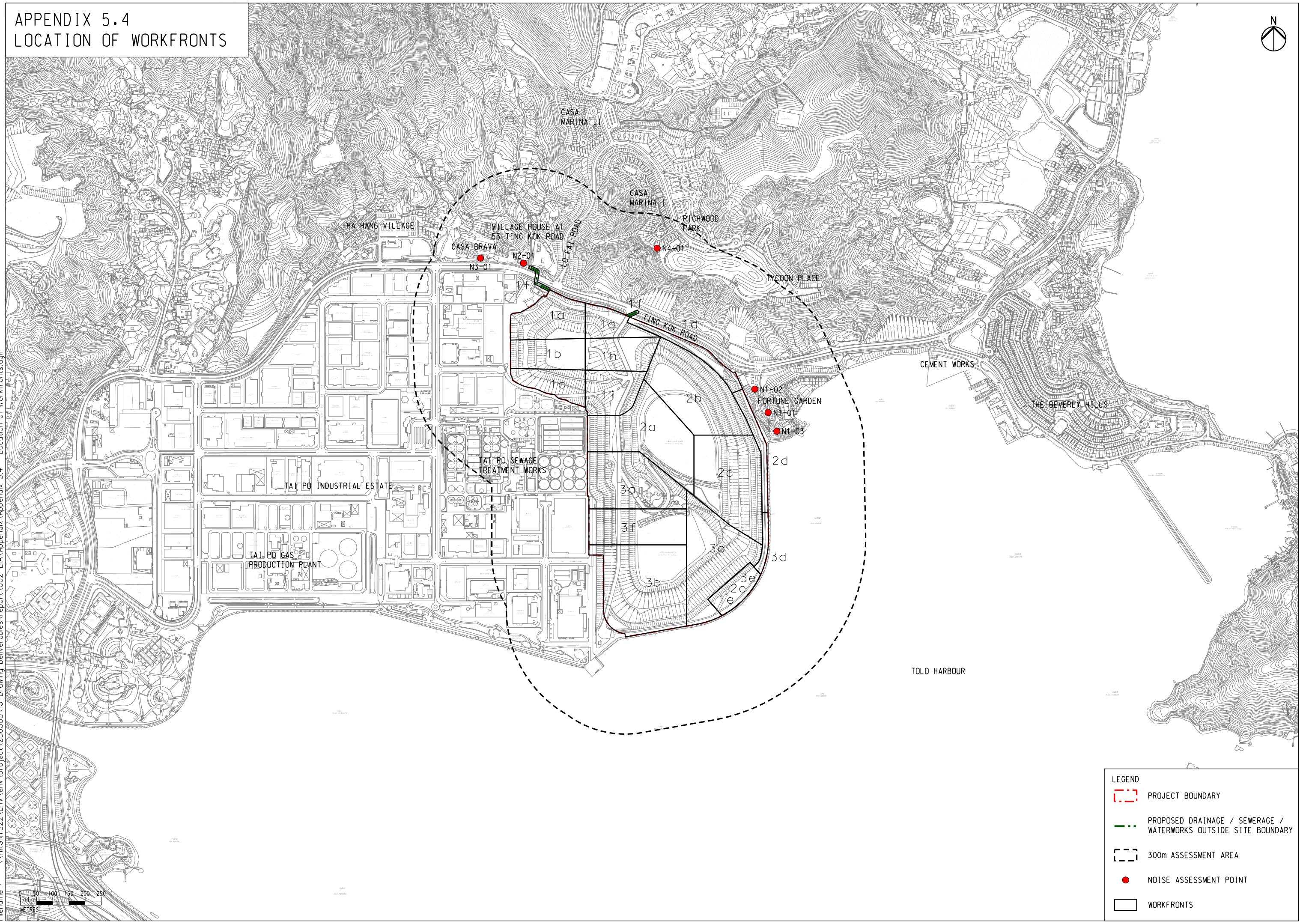







APPENDIX 5.4  
LOCATION OF WORKFRONTS



**LEGEND**

-  PROJECT BOUNDARY
-  PROPOSED DRAINAGE / SEWERAGE / WATERWORKS OUTSIDE SITE BOUNDARY
-  300m ASSESSMENT AREA
-  NOISE ASSESSMENT POINT
-  WORKFRONTS

Printed by : 12/24/2018  
 Filename : \\HKGNTS22\EnV\project\256383\13 Drawing Deliverables\report\002 EIA\Appendix\Appendix 5.4 - Location of Workfronts.dgn





**Project :** Shuen Wan Golf Course  
**Title :** Construction Noise Calculation

**Table 1:** Notional Distance from Construction Sites to NSRs, m

NSRs	Work Site									
	P1a-c, g - i	1d	1e	1f	P2a-c	P2d	P2e	P3a-c, f	P3d	P3e
N1-01		150	190		160	54	190	400	330	190
N1-02		90			130	60				
N1-03			140			54	140		270	140
N2-01	155			28						
N3-01	250									
N4-01	250	230		200						

**Table 2:** Distance Attenuation and Facade Correction, dB(A)

NSRs	Work Site									
	P1a-c, g - i	1d	1e	1f	P2a-c	P2d	P2e	P3a-c, f	P3d	P3e
N1-01		-49	-51		-49	-40	-51	-57	-55	-51
N1-02		-44			-47	-41				
N1-03			-48			-40	-48		-54	-48
N2-01	-49			-34						
N3-01	-53									
N4-01	-53	-52		-51						