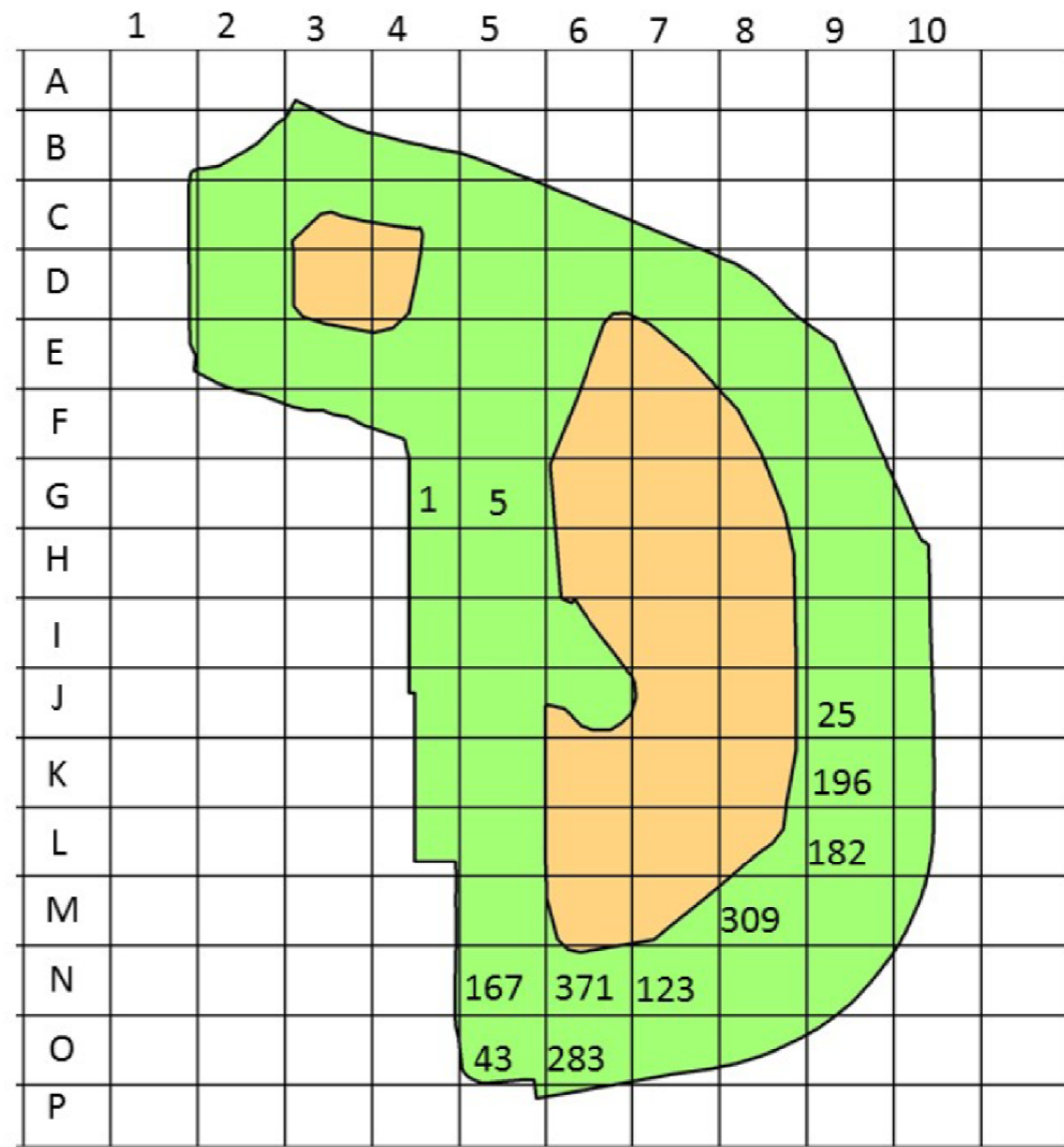
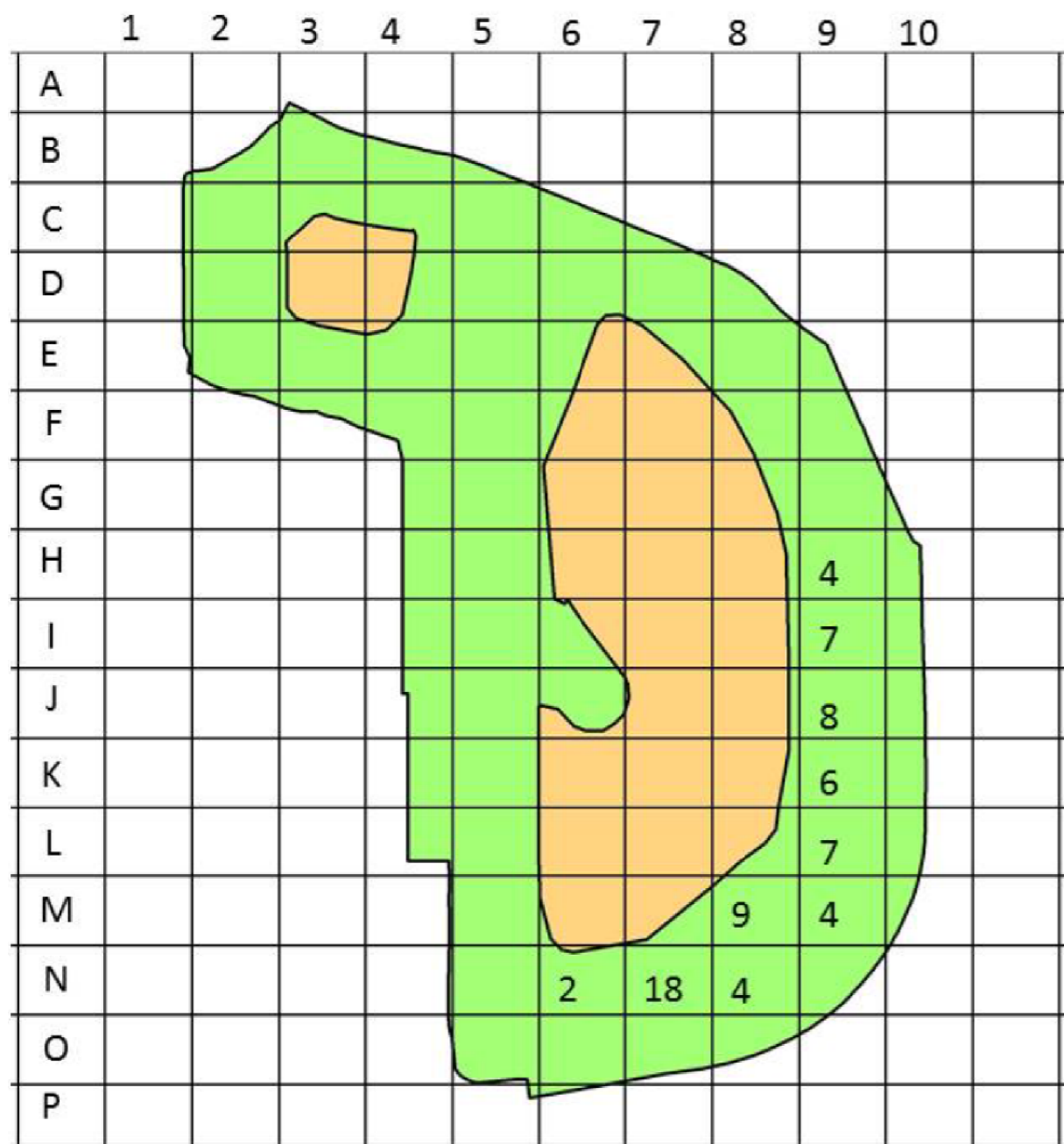


Cumulative frequency of Collared Crow night roosting between Aug 2017 to July 2018

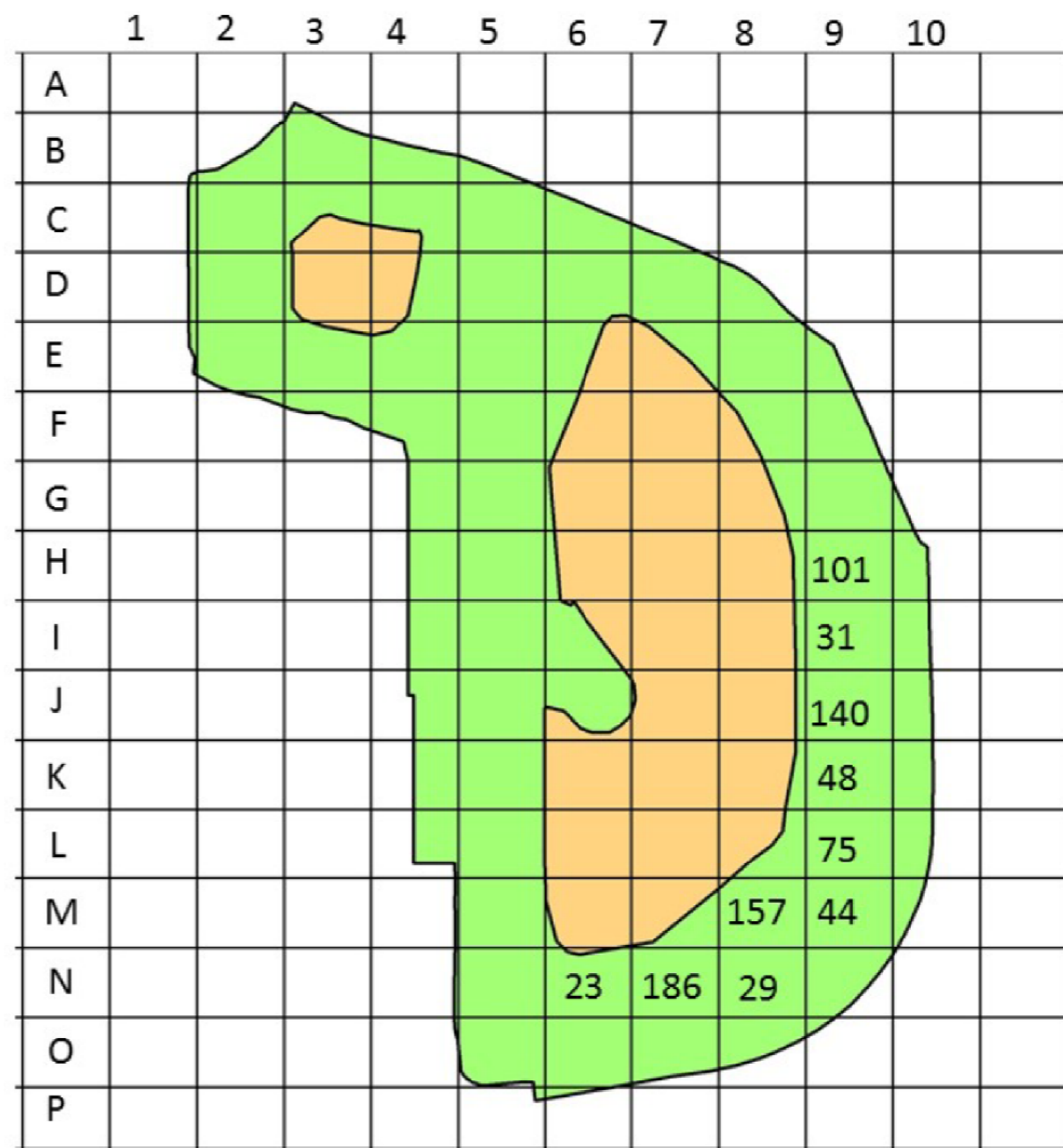


Cumulative abundance of Collared Crow night roosting between Aug 2017 to July 2018

A		FIRST ISSUE		GL	01/19
Rev	Description	By	Date		
Consultant					
<b>ARUP</b>					
Contract No. and Title					
SHUEN WAN GOLF COURSE					
Drawing title					
ANALYSIS OF ROOST HABITAT USE - COLLARED CROW					
Drawing no.				Rev.	
FIGURE 10.7a				A	
Drawn	Date	Checked	Approved		
EL	01/19	EL	FC		
Scale	Status		PRELIMINARY		
N/A					
COPYRIGHT RESERVED					
SHA LO TUNG DEVELOPMENT COMPANY LIMITED					



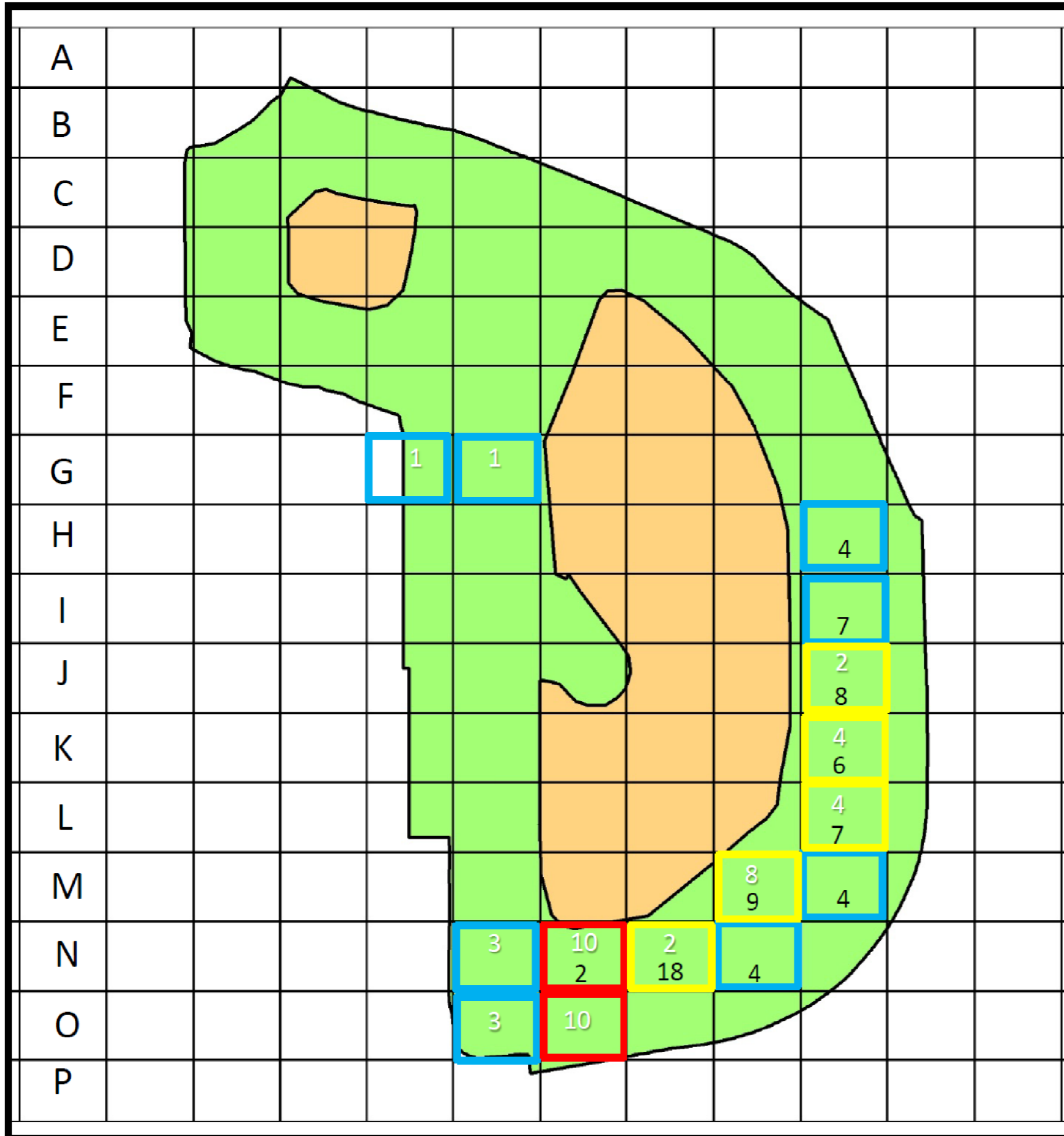
Cumulative frequency of Black Kite night roosting between Aug 2017 to July 2018



Cumulative abundance of Black Kite night roosting between Aug 2017 to July 2018

A		FIRST ISSUE		GL	01/19
Rev	Description	By	Date		
Consultant					
<b>ARUP</b>					
Contract No. and Title					
SHUEN WAN GOLF COURSE					
Drawing title					
ANALYSIS OF ROOST HABITAT USE - BLACK KITE					
Drawing no.				Rev.	
FIGURE 10.7b				A	
Drawn	Date	Checked	Approved		
GL	01/19	EL	FC		
Scale	Status				
N/A	PRELIMINARY				
COPYRIGHT RESERVED					
SHA LO TUNG DEVELOPMENT COMPANY LIMITED					

1 2 3 4 5 6 7 8 9 10



Cumulative frequency of CC and BK night roosting between Aug 2017 to July 2018

- Grid Cell with highest CC usage
- Grid Cell used by both CC and BK
- Grid Cell used by either CC or BK

\*Number in grid cells:  
 White colour - Cumulative frequency of Collared Crow night roosting  
 Black colour - Cumulative frequency of Black Kite night roosting

Rev	Description	By	Date
B	SECOND ISSUE	GL	02/19
A	FIRST ISSUE	GL	01/19

Consultant			
<b>ARUP</b>			
Contract No. and Title			
SHUEN WAN GOLF COURSE			
Drawing title			
ANALYSIS OF ROOST HABITAT USE - HIGH USE AREAS			
Drawing no.	FIGURE 10.7c	Rev.	B
Drawn	Date	Checked	Approved
GL	02/19	EL	FC
Scale	N/A	Status	PRELIMINARY

COPYRIGHT RESERVED

SHA LO TUNG DEVELOPMENT COMPANY LIMITED