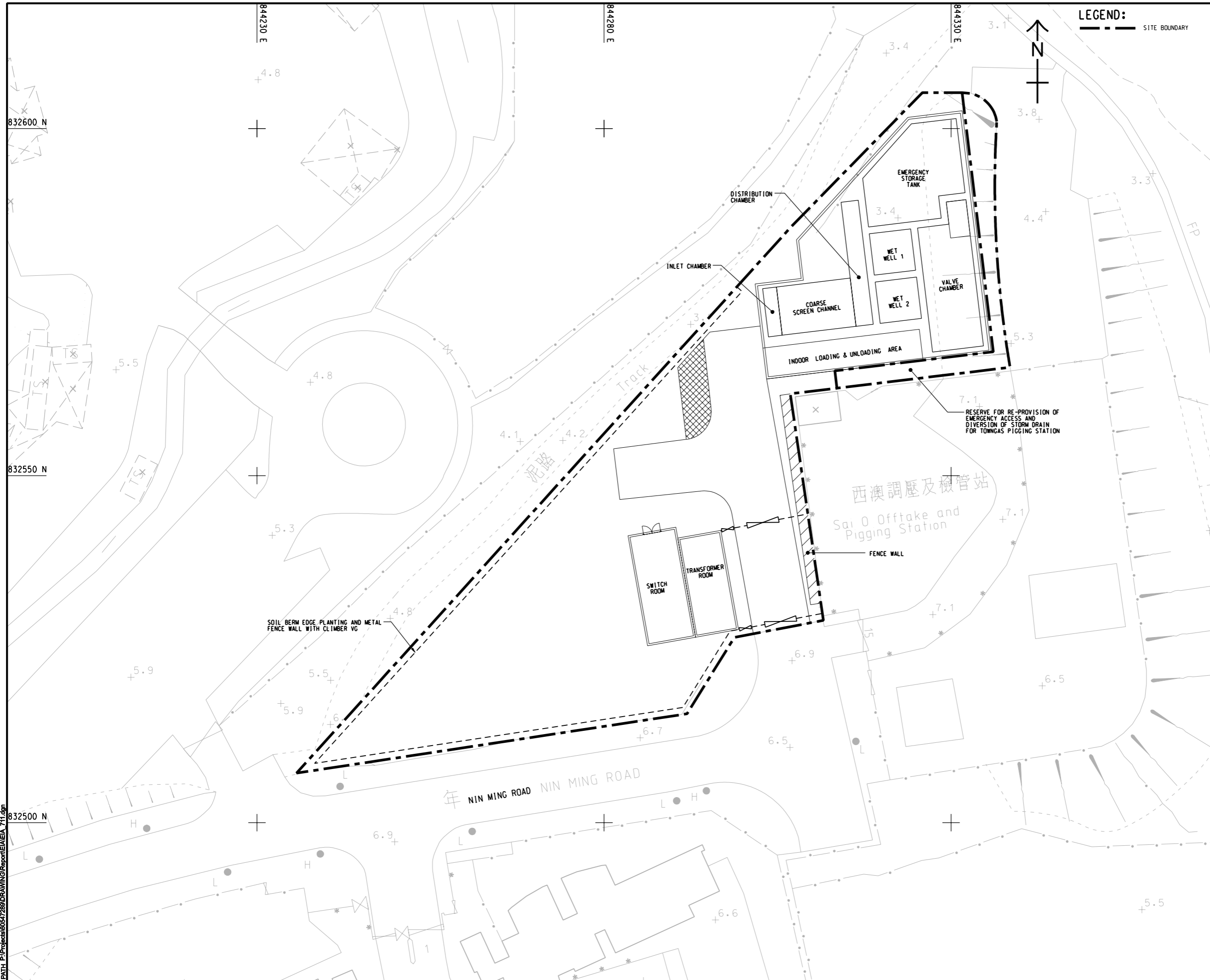


ISO A1 594mm x 841mm
 Approved:
 Checked:
 Designer:
 Project Management Initials:
 Pld File by: ZHUNZ 2020/11/2
 PATH: P:\Projects\60547289\DRAWING\Report\EIA\EA 711.dgn



LEGEND:
 - - - - - SITE BOUNDARY



PROJECT
 項目
TOLO HARBOUR SEWERAGE OF UNSEWERED AREAS STAGE 2 - INVESTIGATION, DESIGN AND CONSTRUCTION

CLIENT
 業主
 渠務署
 Drainage Services Department

CONSULTANT
 工程顧問公司
 AECOM Asia Company Ltd.
 www.aecom.com

SUB-CONSULTANTS
 分判工程顧問公司

ISSUE/REVISION
 修訂

I/R	DATE	DESCRIPTION	CHK.
修訂	日期	內容摘要	核實
A	AUG.20	ISSUE FOR SUBMISSION	MCY
-	JAN.20	ISSUE FOR SUBMISSION	MCY

STATUS
 階段

SCALE
 比例
 A1 1:250

DIMENSION UNIT
 尺寸單位
 METRES

KEY PLAN
 索引圖

PROJECT NO.
 項目編號
 60547289

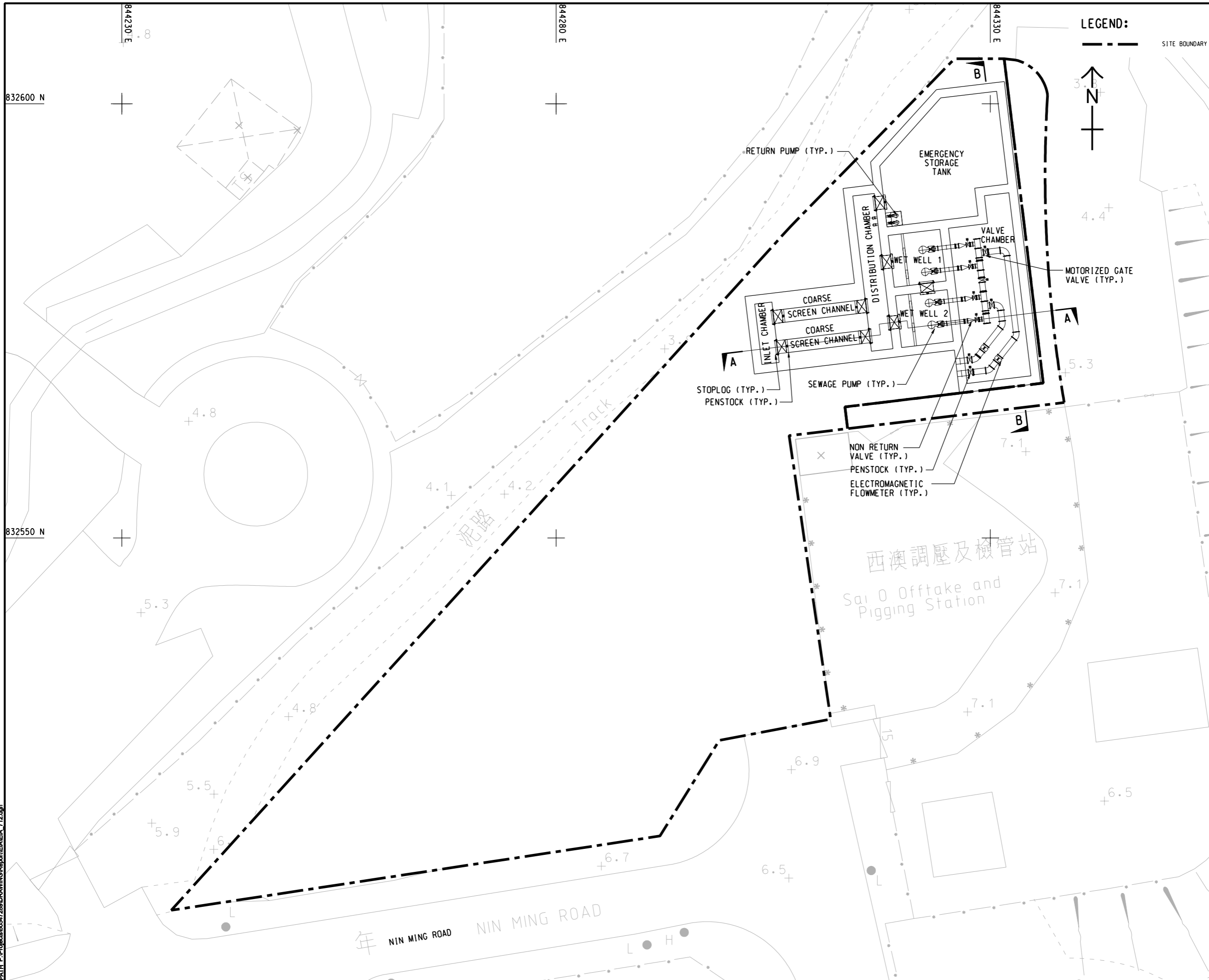
CONTRACT NO.
 合約編號

SHEET TITLE
 圖紙名稱
 PROPOSED SAI O SEWAGE PUMPING STATION GENERAL LAYOUT PLAN

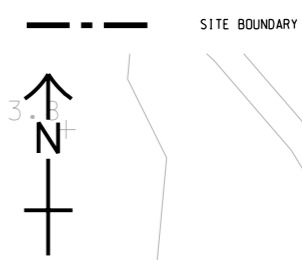
SHEET NUMBER
 圖紙編號
 60547289/EIA/APPENDIX 2.1/NO.1

This drawing has been prepared for the use of AECOM's client. It may not be used, modified, reproduced or relied upon by third parties, except as agreed by AECOM or as required by law. AECOM accepts no responsibility, and denies any liability whatsoever, to any party that uses or relies on this drawing without AECOM's express written consent. Do not scale this document. All measurements must be obtained from the stated dimensions.

ISO A1 594mm x 841mm
 Approved:
 Checked:
 Designer:
 Project Management Initials:
 Pld File by: ZHUNZ 2020/11/2
 PATH: P:\Projects\60547289\DRAWING\Report\EIA\EA_712.dgn



LEGEND:



AECOM

PROJECT
 項目
TOLO HARBOUR SEWERAGE OF UNSEWERED AREAS STAGE 2 - INVESTIGATION, DESIGN AND CONSTRUCTION

CLIENT
 業主
 渠務署
 Drainage Services Department

CONSULTANT
 顧問公司
 AECOM Asia Company Ltd.
 www.aecom.com

SUB-CONSULTANTS
 分判工程師/顧問公司

ISSUE/REVISION
 修訂

I/R	DATE	DESCRIPTION	CHK.
修訂	日期	內容摘要	核實
A	JUN.20	ISSUE FOR SUBMISSION	MCY
-	JAN.20	ISSUE FOR SUBMISSION	MCY

STATUS
 階段

SCALE
 比例
 A1 1:200

DIMENSION UNIT
 尺寸單位
 METRES

KEY PLAN
 索引圖

PROJECT NO.
 項目編號
 60547289

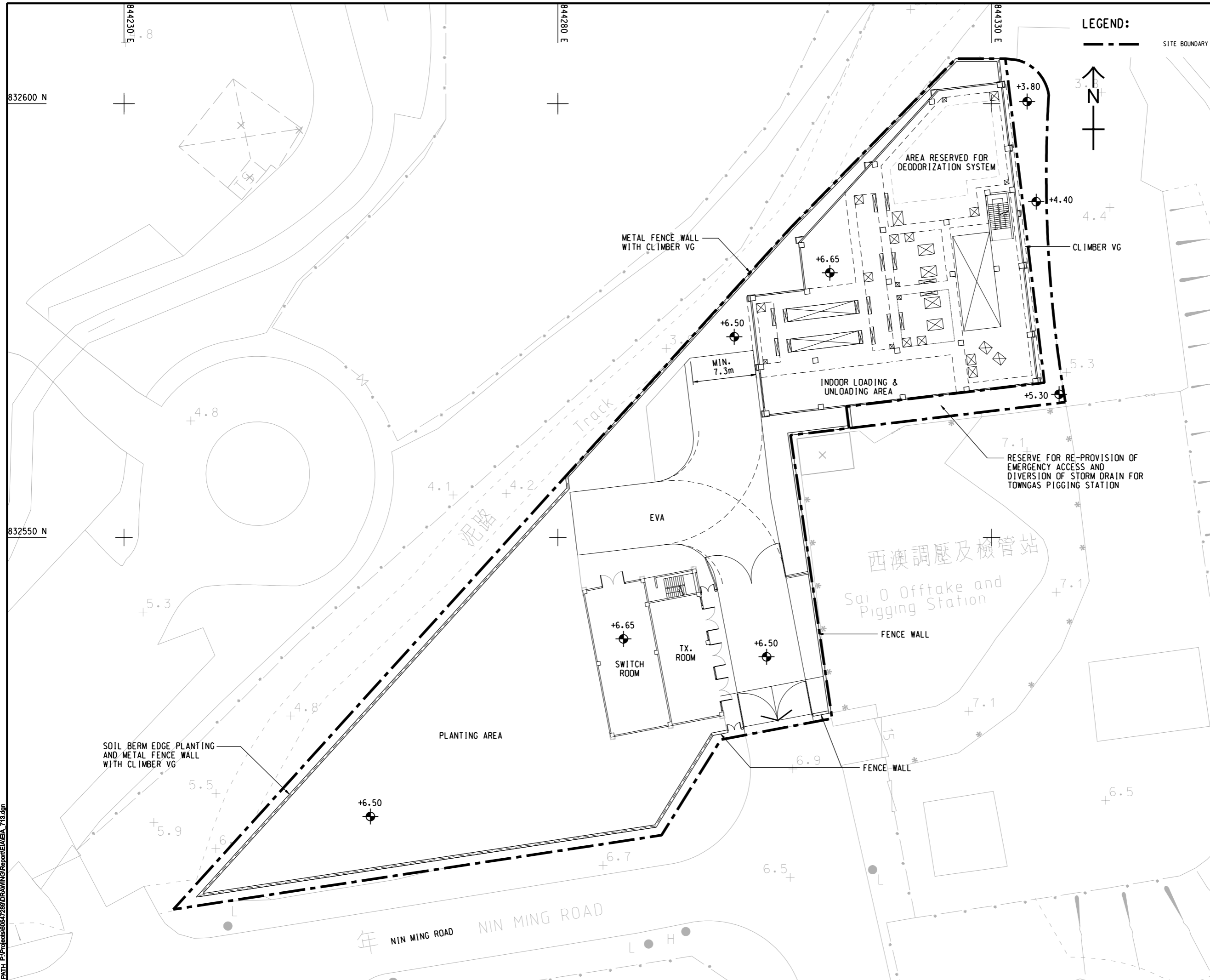
CONTRACT NO.
 合約編號

SHEET TITLE
 圖紙名稱
 PROPOSED SAI O SEWAGE PUMPING STATION UNDERGROUND FLOOR PLAN

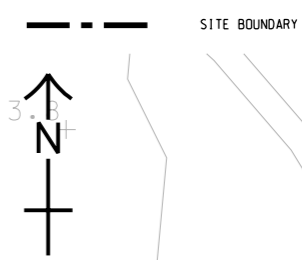
SHEET NUMBER
 圖紙編號
 60547289/EIA/APPENDIX 2.1/NO.2

This drawing has been prepared for the use of AECOM's client. It may not be used, modified, reproduced or relied upon by third parties, except as agreed by AECOM in writing. AECOM accepts no responsibility, and disclaims any liability whatsoever, to any party that uses or relies on this drawing without AECOM's express written consent. Do not scale this document. All measurements must be obtained from the stated dimensions.

ISO A1 594mm x 841mm
 Approved:
 Checked:
 Designer:
 Project Management Initials:
 Pld File by: ZHUNZ 2020/11/2
 PATH: P:\Projects\60547289\DRAWING\Report\EIA\EA_713.dgn



LEGEND:



PROJECT
 項目
TOLO HARBOUR SEWERAGE OF UNSEWERED AREAS STAGE 2 - INVESTIGATION, DESIGN AND CONSTRUCTION

CLIENT
 業主
 渠務署
 Drainage Services Department

CONSULTANT
 顧問公司
 AECOM Asia Company Ltd.
 www.aecom.com

SUB-CONSULTANTS
 分判工程師/顧問公司

ISSUE/REVISION
 修訂

I/R	DATE	DESCRIPTION	CHK.
修訂	日期	內容摘要	校核

STATUS
 階段

SCALE
 比例
 A1 1:200

DIMENSION UNIT
 尺寸單位
 METRES

KEY PLAN
 索引圖

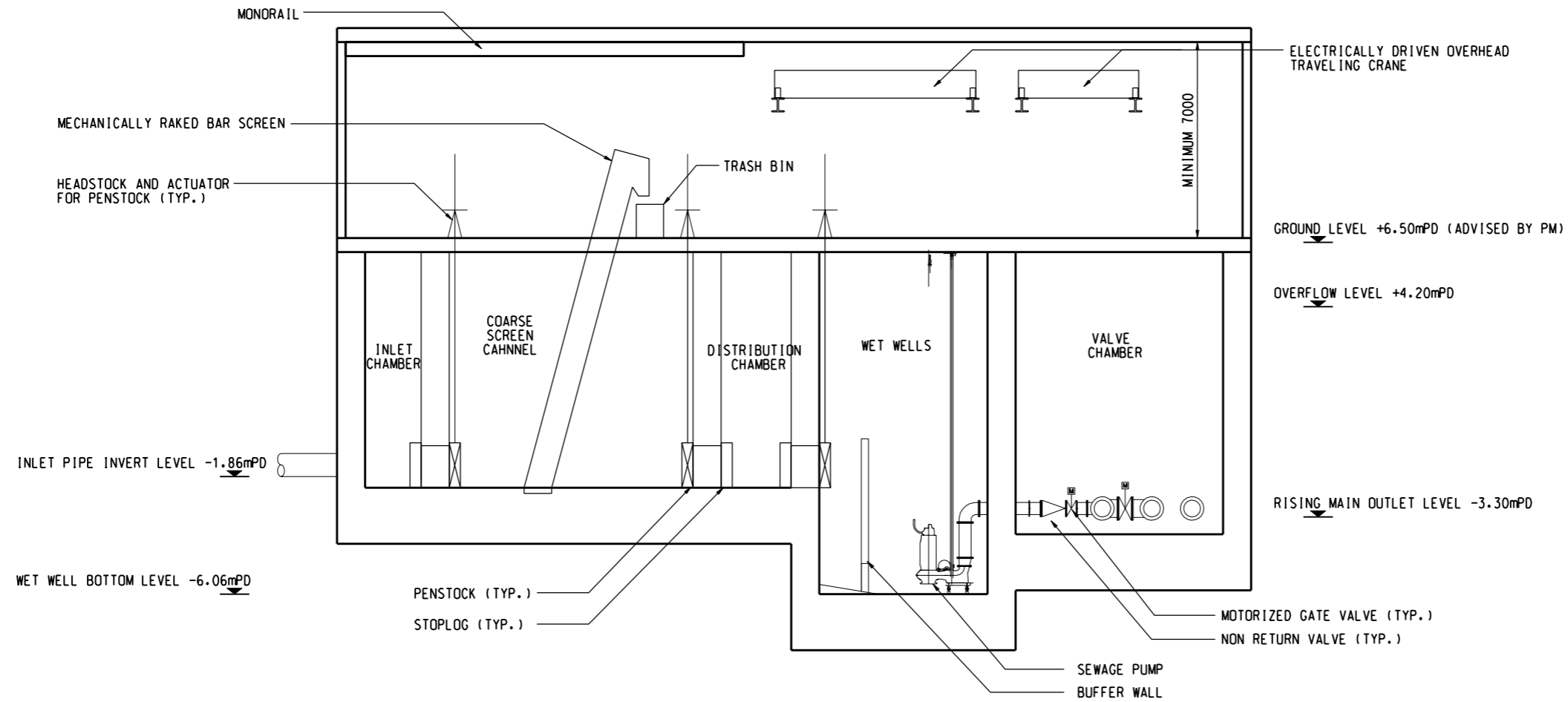
PROJECT NO.
 項目編號
 60547289

CONTRACT NO.
 合約編號

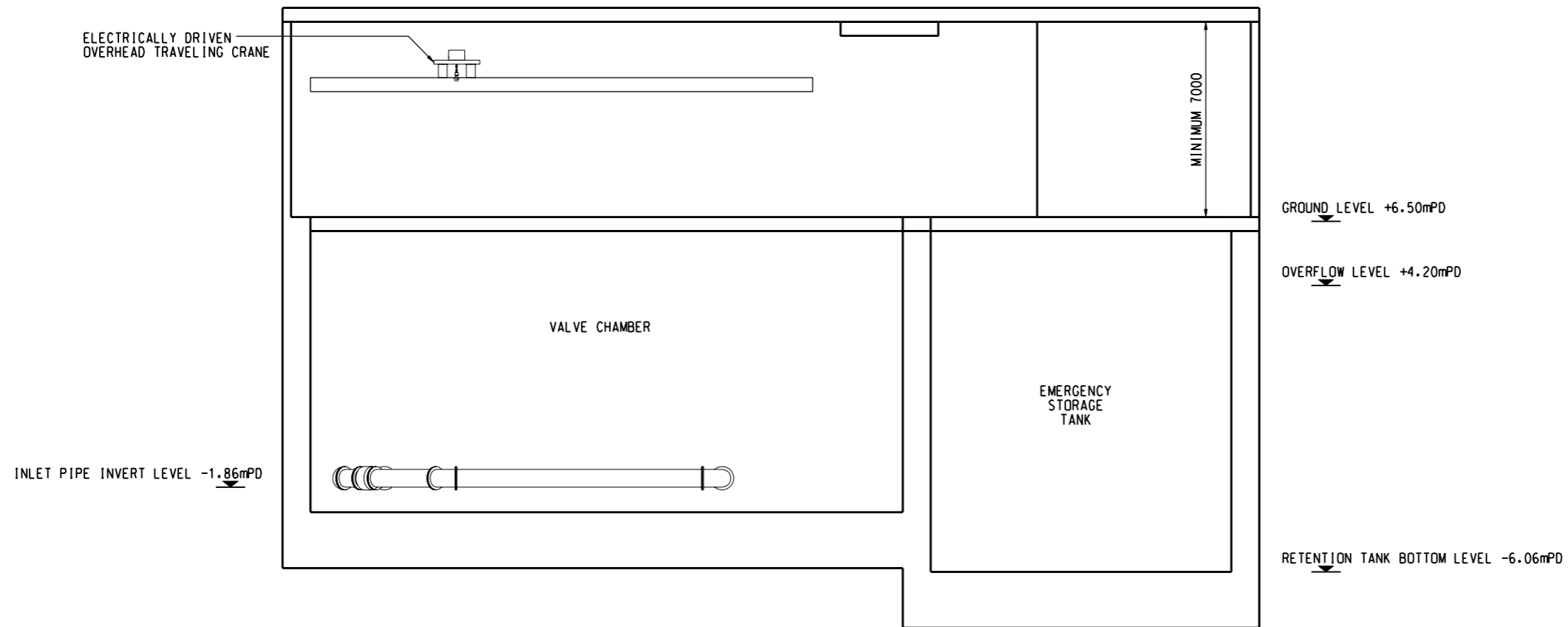
SHEET TITLE
 圖紙名稱
 PROPOSED SAI O SEWAGE PUMPING STATION GROUND FLOOR PLAN

SHEET NUMBER
 圖紙編號
 60547289/EIA/APPENDIX 2.1/NO.3

This drawing has been prepared for the use of AECOM's client. It may not be used, modified, reproduced or relied upon by third parties, except as agreed by AECOM in writing. AECOM accepts no responsibility, and disclaims any liability whatsoever, to any party that uses or relies on this drawing without AECOM's express written consent. Do not scale this document. All measurements must be obtained from the stated dimensions.



DRAFT - SAI O TRUNK SEWER SEWAGE PUMPING STATION - SECTION A-A
 SCALE 1 : 100



DRAFT - SAI O TRUNK SEWER SEWAGE PUMPING STATION - SECTION B-B
 SCALE 1 : 100

I/R 修訂	DATE 日期	DESCRIPTION 內容摘要	CHK. 核實

This drawing has been prepared for the use of AECOM's client. It may not be used, modified, reproduced or relied upon by third parties, except as agreed by AECOM or as required by law. AECOM accepts no responsibility, and denies any liability whatsoever, to any party that uses or relies on this drawing without AECOM's express written consent. Do not scale this document. All measurements must be obtained from the stated dimensions.