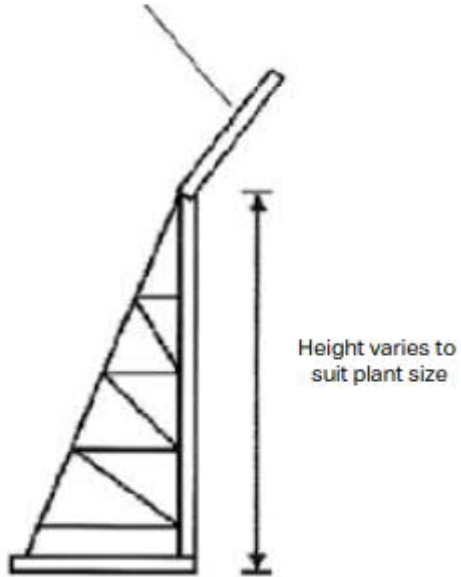


Appendix 4.12 – Typical Configuration of Noise Barrier and Portable Noise Enclosure

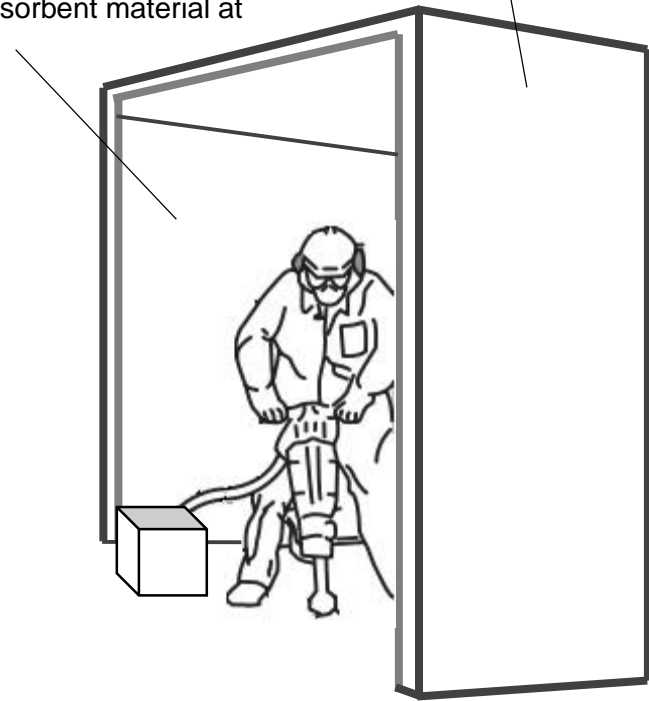
Minimum surface density of 14kg/m²



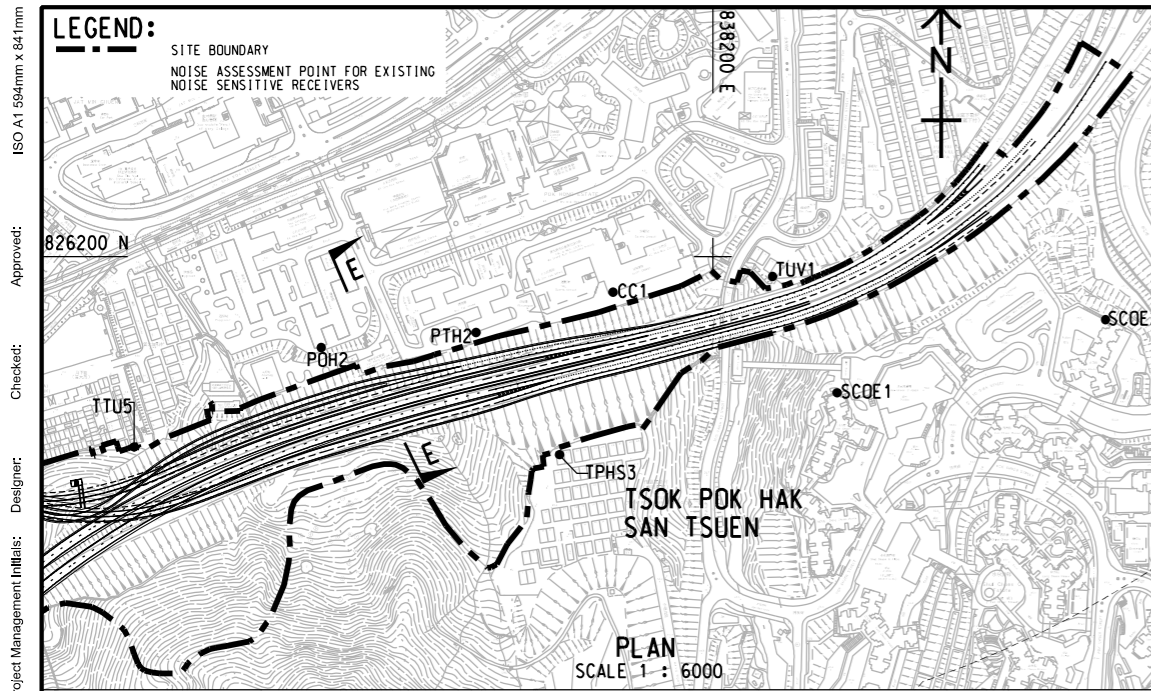
Typical Configuration of Noise Barrier (~3-5m high)

Lined with sound absorbent material at the inner surfaces

Minimum surface density of 14kg/m²



Typical Configuration of Portable Noise Enclosure (~2m high)



REMARK :

1. THE CONTRACTOR SHOULD PLACE NOISE BARRIERS AT LOCATIONS WHERE THE DIRECT LINE OF SIGHT BETWEEN NSRS AND THE POWERED MECHANICAL EQUIPMENT IS BLOCKED. SIZE OF THE NOISE BARRIER TO BE DETERMINED IN THE CONSTRUCTION PHASE.

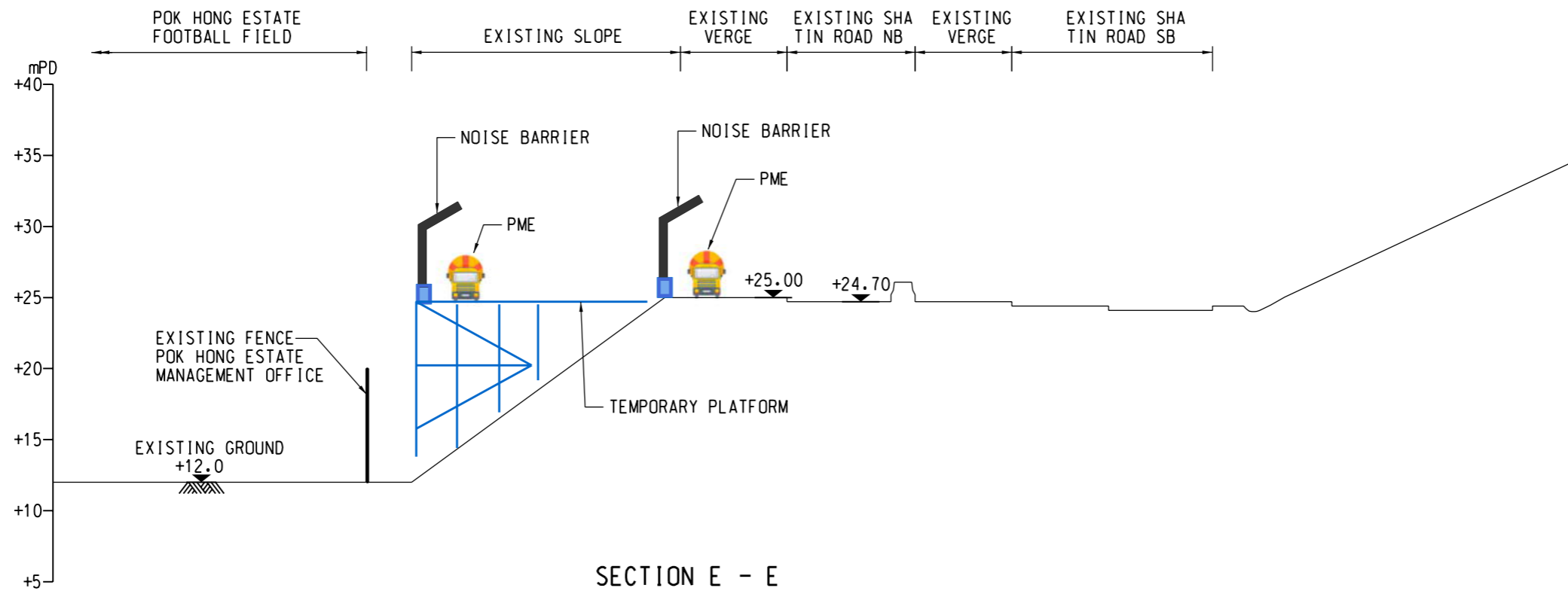


PROJECT
 項目
 REVISED TRUNK ROAD T4 AND ASSOCIATED IMPROVEMENT WORKS IN SHA TIN - INVESTIGATION

CLIENT
 業主
 土木工程拓展署
 Civil Engineering and Development Department

CONSULTANT
 土庫顧問公司
 AECOM Asia Company Ltd.
 www.aecom.com

SUB-CONSULTANTS
 分判工程師有限公司



DRAWING OF TYPICAL NOISE BARRIER ARRANGEMENT FOR MOBILE POWERED MECHANICAL EQUIPMENT (NOT TO SCALE)

ISSUE/REVISION
 修訂

I/R	DATE	DESCRIPTION	CHK.

STATUS
 階段

SCALE
 比例
 A3 AS SHOWN

DIMENSION UNIT
 尺寸單位
 METRES

KEY PLAN
 索引圖

PROJECT NO.
 項目編號
 60579757

AGREEMENT NO.
 協議編號
 CE8/2018 (HY)

SHEET TITLE
 圖紙名稱
 TYPICAL NOISE BARRIER ARRANGEMENT FOR MOBILE POWER MECHANICAL EQUIPMENT

SHEET NUMBER
 圖紙編號
 60579757/SK7029