

**Appendix 3.7 Emission Inventory of Industrial Chimney**

Emission Source Listing in AERMOD




Industrial Chimney Sources




Source ID	Building Name	X	Y	Height (mAG)	Exit Temperature (K)	Exit Velocity (m/s)	Stack Diameter	RSP Emission Rate	FSP Emission Rate
CH6	Vitasoy Manufacturing Building	814860.00	828730.00	97.70	473.00	8.00	0.94	6.44200E-02	6.44200E-02
CH7	Raton Industrial Building	814830.00	828690.00	102.80	473.00	8.00	0.61	2.71300E-02	2.71300E-02
CH9	Kin Wing Commercial Building	814941.29	828623.99	45.20	473.00	8.00	0.35	8.93000E-03	8.93000E-03
CH10	Winfield Industrial Building	814890.00	828580.00	60.90	473.00	8.00	0.28	5.71500E-03	5.71500E-03
CH11	Winfield Industrial Building	814840.00	828590.00	93.40	473.00	8.00	0.37	1.20200E-02	1.20200E-02
CH12	Winfield Industrial Building	814840.00	828580.00	93.40	473.00	8.00	0.37	9.71200E-03	9.71200E-03
CH13	Winfield Industrial Building	814850.00	828560.00	88.10	473.00	8.00	0.30	6.56100E-03	6.56100E-03
CH15	Tuen Mun Industrial Center	814890.00	828390.00	72.60	473.00	8.00	0.51	1.89600E-02	1.89600E-02
CH16	Tuen Mun Industrial Center	814862.20	828400.49	71.70	473.00	8.00	0.51	1.89600E-02	1.89600E-02
CH17	Tuen Mun Industrial Center	814850.00	828380.00	57.50	473.00	8.00	0.31	6.91600E-03	6.91600E-03
CH18	YKK Building	814789.42	828283.38	42.10	473.00	8.00	0.43	1.32300E-02	1.32300E-02
CH19	Kowloon Dairy Ltd	815040.00	828280.00	48.50	473.00	8.00	0.56	2.27800E-02	2.27800E-02
CH20	Mei Kei Industrial Building	815120.00	828310.00	93.10	473.00	8.00	0.25	4.55600E-03	4.55600E-03
CH22	Hanway Industrial Building	815090.00	828150.00	87.60	473.00	8.00	0.56	2.28600E-02	2.28600E-02
CH23	Hanway Industrial Building	815100.00	828140.00	60.00	473.00	8.00	0.25	4.55600E-03	4.55600E-03
CH24	Hanway Industrial Building	815080.00	828140.00	76.80	473.00	8.00	0.30	6.56100E-03	6.56100E-03
CH25	Hanway Industrial Building	815090.00	828130.00	44.00	473.00	8.00	0.46	1.52300E-02	1.52300E-02
CH26	Shing On Industrial Building	815030.00	828140.00	63.70	473.00	8.00	0.25	4.55600E-03	4.55600E-03

## Remarks:

1. Chimneys were identified within 500m assessment area in a site survey conducted on 22nd November 2021.
2. Emission rates and stack parameters refer to the approved EIA report of Sludge Treatment Facilities (AEIAR-129/2009).
3. RSP emission rate is assumed for FSP emission rate as a conservative approach.




**Appendix 3.7 Emission Inventory of Industrial Chimney**

Source ID	Source ID in Sludge Treatment Facilities EIA (AEIAR-129/2009)	Building Name	Photo
CH6	IN13	Vitasoy Headquarters Building	
CH7	IN8	Raton Industrial Building	
CH9	N1	Kin Wing Commercial Building	

Source ID	Source ID in Sludge Treatment Facilities EIA (AEIAR-129/2009)	Building Name	Photo
CH10	IN15	Winfield Industrial Building	
CH11, CH12	IN10, IN9	Winfield Industrial Building	
CH13	IN12	Winfield Industrial Building	



**Appendix 3.7 Emission Inventory of Industrial Chimney**

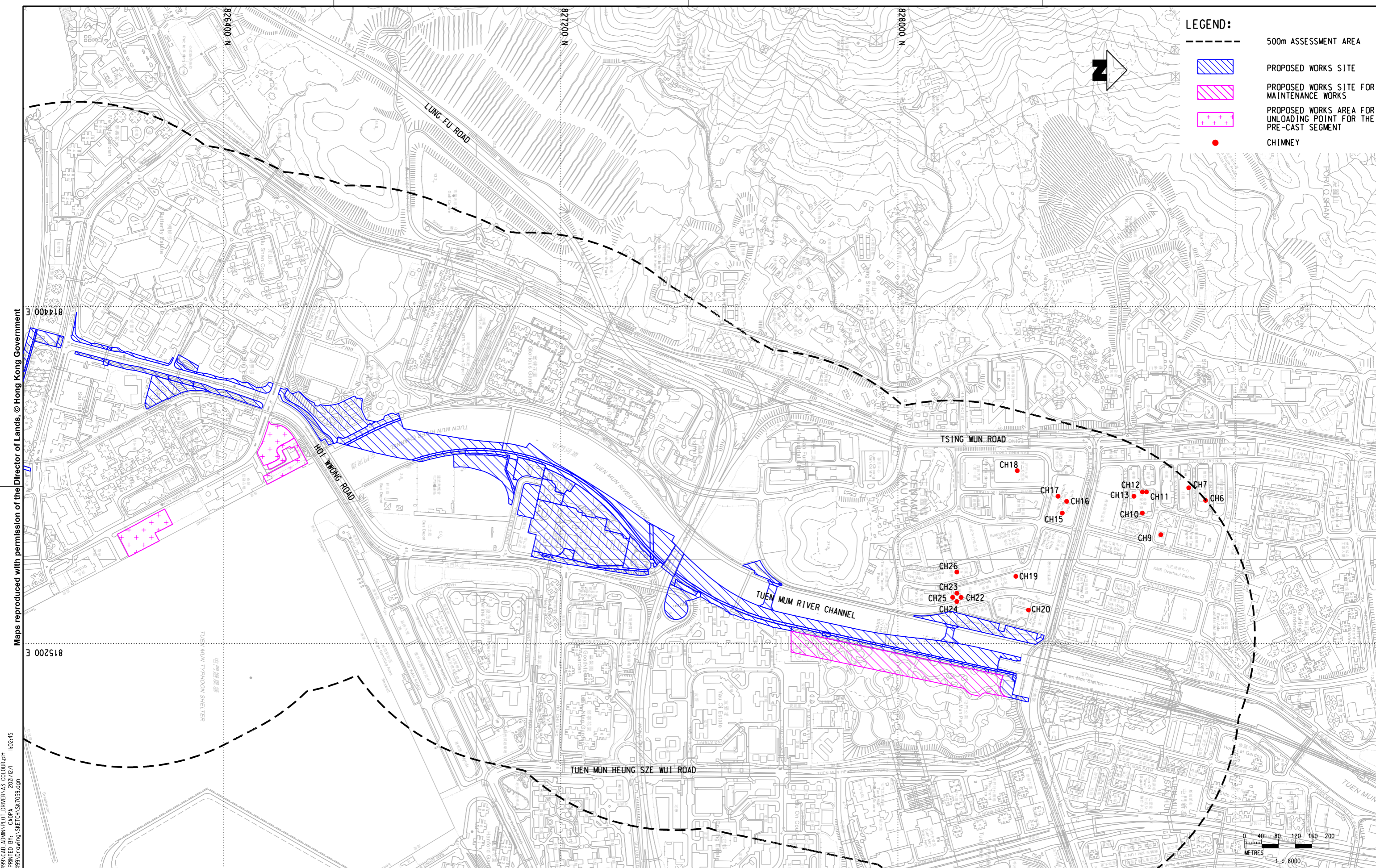
Source ID	Source ID in Sludge Treatment Facilities EIA (AEIAR-129/2009)	Building Name	Photo
CH15, CH16	IN14, N9	Tuen Mun Industrial Center	
CH17	IN11	Tuen Mun Industrial Center	
CH18	N8a	YKK Building	

Source ID	Source ID in Sludge Treatment Facilities EIA (AEIAR-129/2009)	Building Name	Photo
CH19	IN23	Kowloon Dairy Ltd	
CH20	IN31	Mei Kei Industrial Building	
CH22, CH23, CH24	IN28, IN30, IN25	Hanway Industrial Building	

**Appendix 3.7 Emission Inventory of Industrial Chimney**

Source ID	Source ID in STF EIA	Building Name	Photo
CH25	IN27	Hanway Industrial Building	
CH26	IN22	Shing On Industrial Building	





- LEGEND:**
- 500m ASSESSMENT AREA
  - PROPOSED WORKS SITE
  - PROPOSED WORKS SITE FOR MAINTENANCE WORKS
  - PROPOSED WORKS AREA FOR UNLOADING POINT FOR THE PRE-CAST SEGMENT
  - CHIMNEY

Maps reproduced with permission of the Director of Lands, © Hong Kong Government

P:\PROJECTS\60646699\CAD\_ADMIN\PLOT\_DRIVER\A3\_COLOUR.dwg  
 DRAWN BY: CAUPA 2021/7/1 16:24:45  
 MODEL NAME: P:\PROJECTS\60646699\dwg\_SKE\CAUPA\_SK7059.dgn

REV	DESCRIPTION	BY	DATE	APPROVED	REV	DESCRIPTION	BY	DATE	APPROVED	CADD REF.	SK7059.dgn	SCALE	1 : 8000 (A3)	FIGURE NO.	SK7059	REV.	-
DRAWN: _____ DESIGNED: _____ CHECKED: _____ APPROVED: _____ DATE: _____ DO NOT SCALE DRAWINGS. ALL DIMENSIONS SHALL BE VERIFIED ON SITE. © MTR CORPORATION LIMITED 2008. COPYRIGHT IN RESPECT OF THIS DRAWING / DOCUMENT IS OWNED BY THE MTR CORPORATION LIMITED OF HONG KONG. NO REPRODUCTION OF THE DRAWING / DOCUMENT OR ANY PART BY WHATEVER MEANS IS PERMITTED WITHOUT THE PRIOR WRITTEN CONSENT OF THE MTR CORPORATION LIMITED.										 <b>MTR</b> TUEN MUN SOUTH EXTENSION  <b>AECOM</b>				TITLE <b>C1502</b> <b>TUEN MUN SOUTH EXTENSION</b> <b>LOCATION OF INDUSTRIAL CHIMNEYS</b>			