

**NOTE:**  
1. THIS DRAWING TO BE READ IN CONJUNCTION WITH DRAWING NOS. 60604728/R42b/Figure 4.4.2 TO 4.4.5.

**LEGEND:**

- PROJECT BOUNDARY
- 300m ASSESSMENT AREA
- CANTILEVER BARRIER
- VERTICAL BARRIER
- OPENING FOR SEMI ENCLOSURE
- SEMI-ENCLOSURE
- 1 LOCATION POINT OF NOISE BARRIER

**AECOM**

PROJECT  
項目

**IMPROVEMENT OF LION ROCK TUNNEL - INVESTIGATION**

CLIENT  
客戶

**路政署  
HIGHWAYS DEPARTMENT**

CONSULTANT  
顧問公司

AECOM Asia Company Ltd.  
www.aecom.com

SUB-CONSULTANTS  
分判工程師/顧問公司

**ISSUE/REVISION**  
項目

NO.	DATE	DESCRIPTION	CHK.

**STATUS**  
狀態

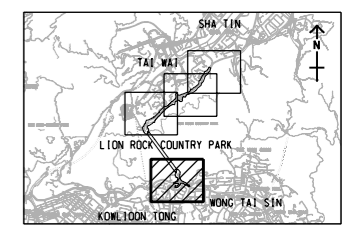
**SCALE**  
比例尺

A3 1:4000

**DIMENSION UNIT**  
尺寸單位

METRES

**KEY PLAN** A3 1:20000



**TABLE:**

ID	NOISE MITIGATION MEASURES	APPROXIMATE LENGTH (m)
S-C-01	7m tall + 3.5m at 90 degree cantilever barrier	130
S-S-03	7.5m to 12m tall semi-enclosure	410
S-C-02	7m tall + 3.5m at 90 degree cantilever barrier with absorptive material at the vertical panel (facing World Wide Garden)	50
S-S-01	7.5m to 12m tall semi-enclosure	400
S-V-01	2m tall vertical barrier	40
S-S-02	7.5m to 12m tall semi-enclosure	490
S-C-03	7m to 10m tall + 3.5m at 90 degree cantilever barrier	60
S-V-02	6m tall vertical barrier	70
S-V-03	6m tall vertical barrier	60

**PROJECT NO.**  
項目編號

60604728

**AGREEMENT NO.**  
協議編號

CE 48/2018(HY)

**SHEET TITLE**  
圖則名稱

LOCATIONS OF NOISE MITIGATION MEASURES (KOWLOON)

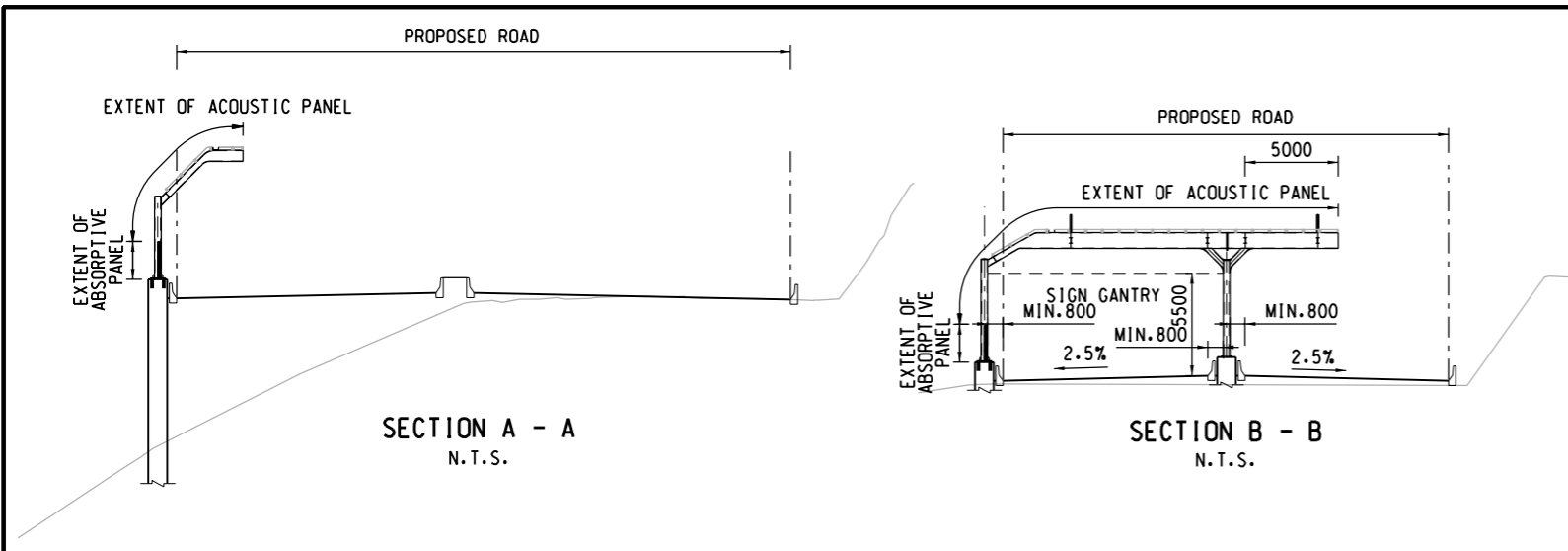
SHEET 1 OF 4

**SHEET NUMBER**  
圖則編號

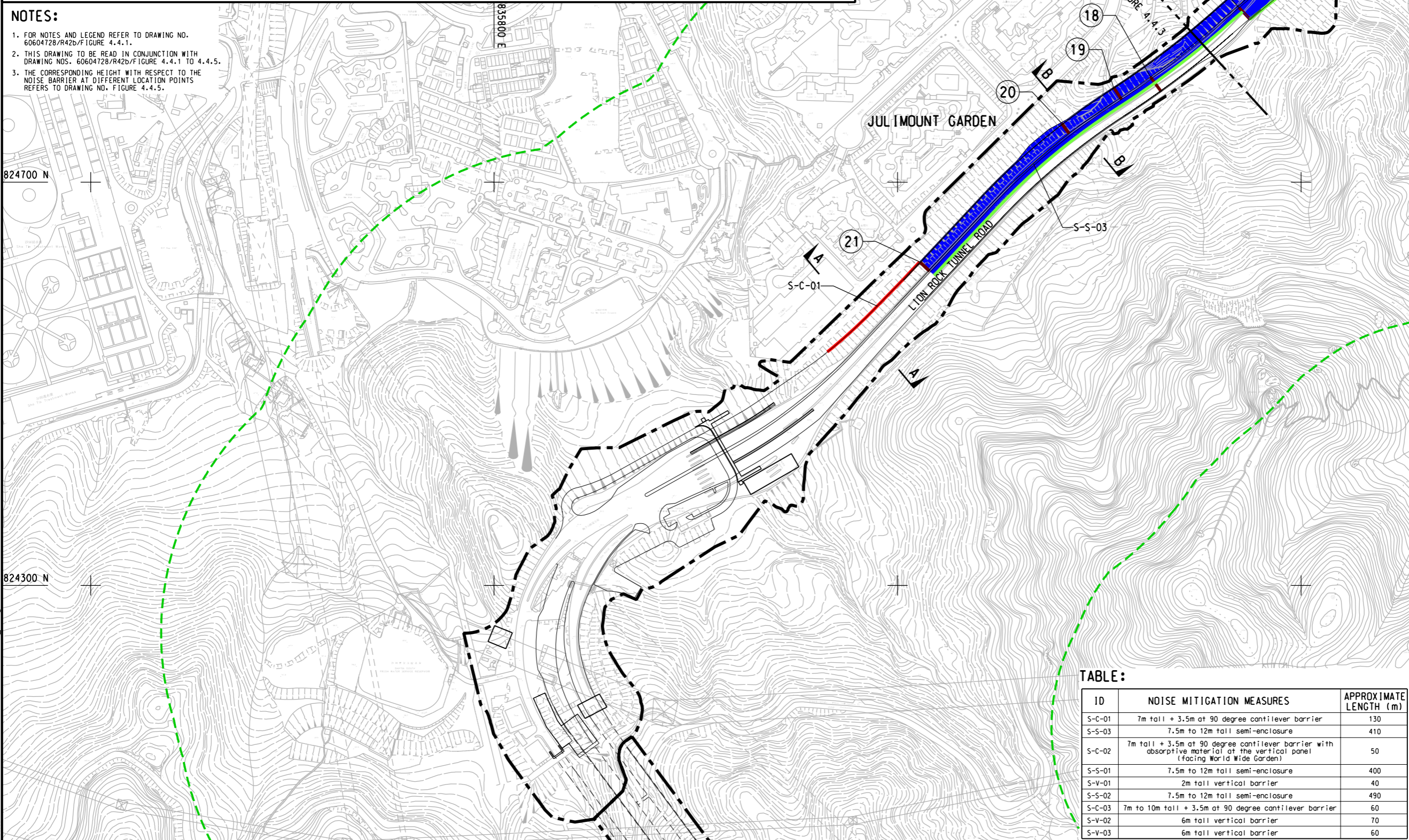
60604728/R42b/FIGURE 4.4.1

This drawing has been prepared for the use of AECOM's client. It may not be used, modified, reproduced or relied upon by third parties, except as agreed by AECOM or as required by law. AECOM accepts no responsibility, and disclaims any liability whatsoever, for any part, that is used or relied on in this drawing without AECOM's express written consent. All measurements must be obtained from the stated dimensions.

ISO A1 594mm x 841mm  
 Approved:  
 Checked:  
 Designer:  
 Project Management Initials:  
 2022/7/19  
 PATH PROJECTS/60604728/DRAWING/REPORT/42b/R42b\_797.dgn  
 Plot File by: ZHLZ



- NOTES:**
- FOR NOTES AND LEGEND REFER TO DRAWING NO. 60604728/R42b/Figure 4.4.1.
  - THIS DRAWING TO BE READ IN CONJUNCTION WITH DRAWING NOS. 60604728/R42b/Figure 4.4.1 TO 4.4.5.
  - THE CORRESPONDING HEIGHT WITH RESPECT TO THE NOISE BARRIER AT DIFFERENT LOCATION POINTS REFERS TO DRAWING NO. Figure 4.4.5.



**TABLE:**

ID	NOISE MITIGATION MEASURES	APPROXIMATE LENGTH (m)
S-C-01	7m tall + 3.5m at 90 degree cantilever barrier	130
S-S-03	7.5m to 12m tall semi-enclosure	410
S-C-02	7m tall + 3.5m at 90 degree cantilever barrier with absorptive material at the vertical panel (facing World Wide Garden)	50
S-S-01	7.5m to 12m tall semi-enclosure	400
S-V-01	2m tall vertical barrier	40
S-S-02	7.5m to 12m tall semi-enclosure	490
S-C-03	7m to 10m tall + 3.5m at 90 degree cantilever barrier	60
S-V-02	6m tall vertical barrier	70
S-V-03	6m tall vertical barrier	60

**AECOM**

PROJECT  
 項目  
**IMPROVEMENT OF LION ROCK TUNNEL - INVESTIGATION**

CLIENT  
 客戶  
**路政署  
 HIGHWAYS DEPARTMENT**

CONSULTANT  
 顧問公司  
**AECOM Asia Company Ltd.  
 www.aecom.com**

SUB-CONSULTANTS  
 分判工程師/公司

**ISSUE/REVISION**

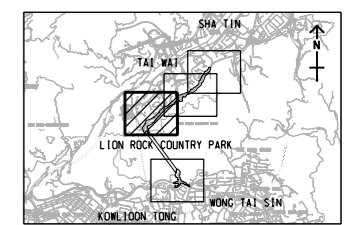
IR	DATE	DESCRIPTION	CHK.

**STATUS**  
 狀態

**SCALE**  
 比例尺  
 A3 1:4000

**DIMENSION UNIT**  
 尺寸單位  
 METRES

**KEY PLAN** A3 1:20000  
 索引圖



**PROJECT NO.**  
 項目編號  
 60604728

**AGREEMENT NO.**  
 協議編號  
 CE 48/2018(HY)

**SHEET TITLE**  
 圖名  
 LOCATIONS OF NOISE MITIGATION MEASURES (SHATIN)

**SHEET NUMBER**  
 圖號  
 SHEET 2 OF 4

60604728/R42b/FIGURE 4.4.2

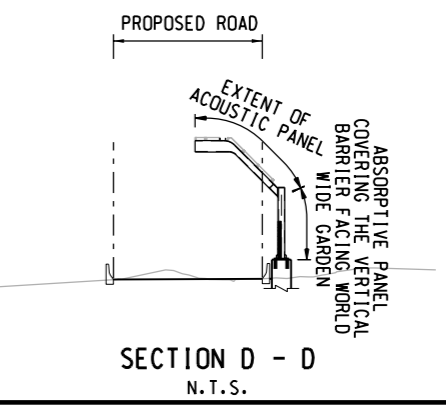
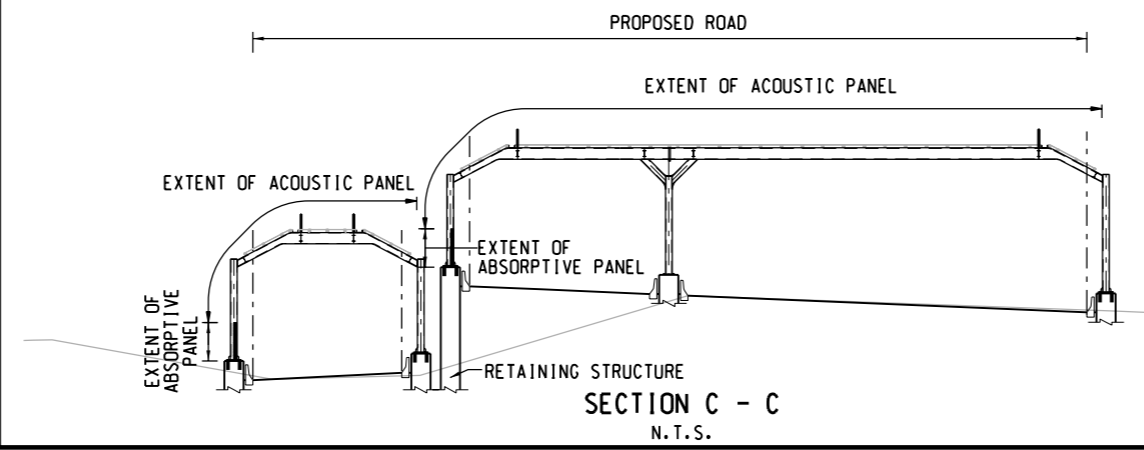
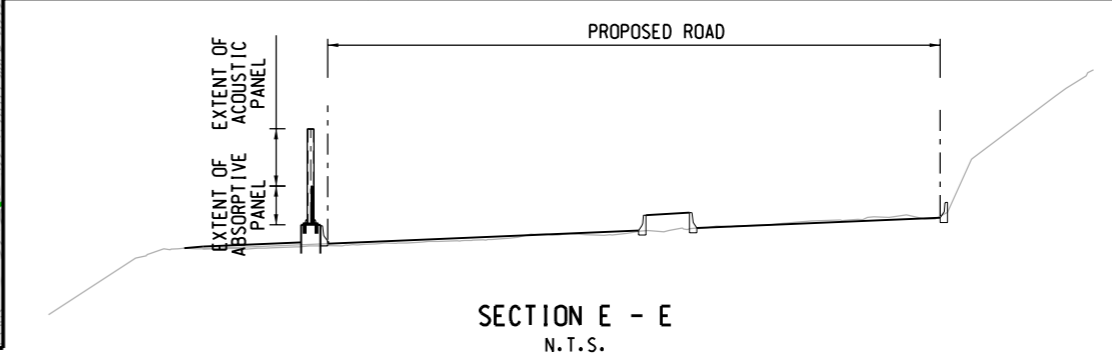
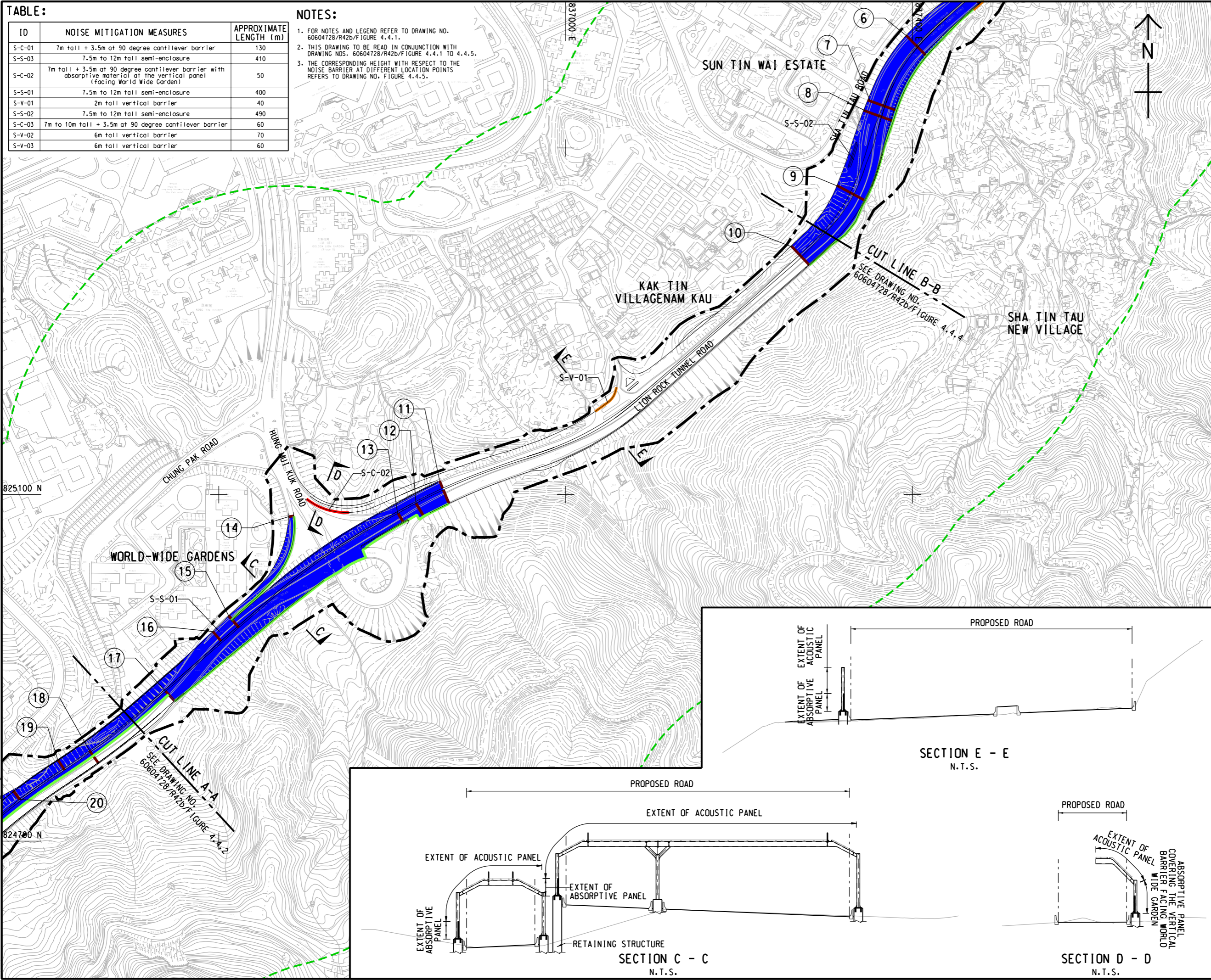
This drawing has been prepared for the use of AECOM's client. It may not be used, modified, reproduced or relied upon by third parties, except as agreed by AECOM or as required by law. AECOM accepts no responsibility, and disclaims any liability whatsoever, for any part, that is used or relied on in this drawing without AECOM's express written consent. All measurements must be obtained from the stated dimensions.

ISO A1 594mm x 841mm  
 Approved:  
 Checked:  
 Designer:  
 Project Management Initials:  
 2022/7/19  
 P:\PROJECTS\60604728\DRAWING\REPORT\42b\42b\_798.dgn  
 Plot File by: ZHILZ

**TABLE:**

ID	NOISE MITIGATION MEASURES	APPROXIMATE LENGTH (m)
S-C-01	7m tall + 3.5m at 90 degree cantilever barrier	130
S-S-03	7.5m to 12m tall semi-enclosure	410
S-C-02	7m tall + 3.5m at 90 degree cantilever barrier with absorptive material at the vertical panel (facing World Wide Garden)	50
S-S-01	7.5m to 12m tall semi-enclosure	400
S-V-01	2m tall vertical barrier	40
S-S-02	7.5m to 12m tall semi-enclosure	490
S-C-03	7m to 10m tall + 3.5m at 90 degree cantilever barrier	60
S-V-02	6m tall vertical barrier	70
S-V-03	6m tall vertical barrier	60

- NOTES:**
- FOR NOTES AND LEGEND REFER TO DRAWING NO. 60604728/R42b/Figure 4.4.1.
  - THIS DRAWING TO BE READ IN CONJUNCTION WITH DRAWING NOS. 60604728/R42b/Figure 4.4.1 TO 4.4.5.
  - THE CORRESPONDING HEIGHT WITH RESPECT TO THE NOISE BARRIER AT DIFFERENT LOCATION POINTS REFERS TO DRAWING NO. Figure 4.4.3.



**AECOM**

PROJECT  
 IMPROVEMENT OF LION ROCK TUNNEL INVESTIGATION

CLIENT  
 路政署  
**HIGHWAYS DEPARTMENT**

CONSULTANT  
 AECOM Asia Company Ltd.  
 www.aecom.com

SUB-CONSULTANTS  
 分判工程師有限公司

**ISSUE/REVISION**

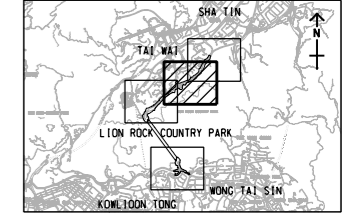
IR	DATE	DESCRIPTION	CHK.

**STATUS**

**SCALE**      **DIMENSION UNIT**

A3 1:4000      METRES

**KEY PLAN**    A3 1:200000



**PROJECT NO.**      **AGREEMENT NO.**

60604728      CE 48/2018(HY)

**SHEET TITLE**

LOCATIONS OF NOISE MITIGATION MEASURES (SHATIN)

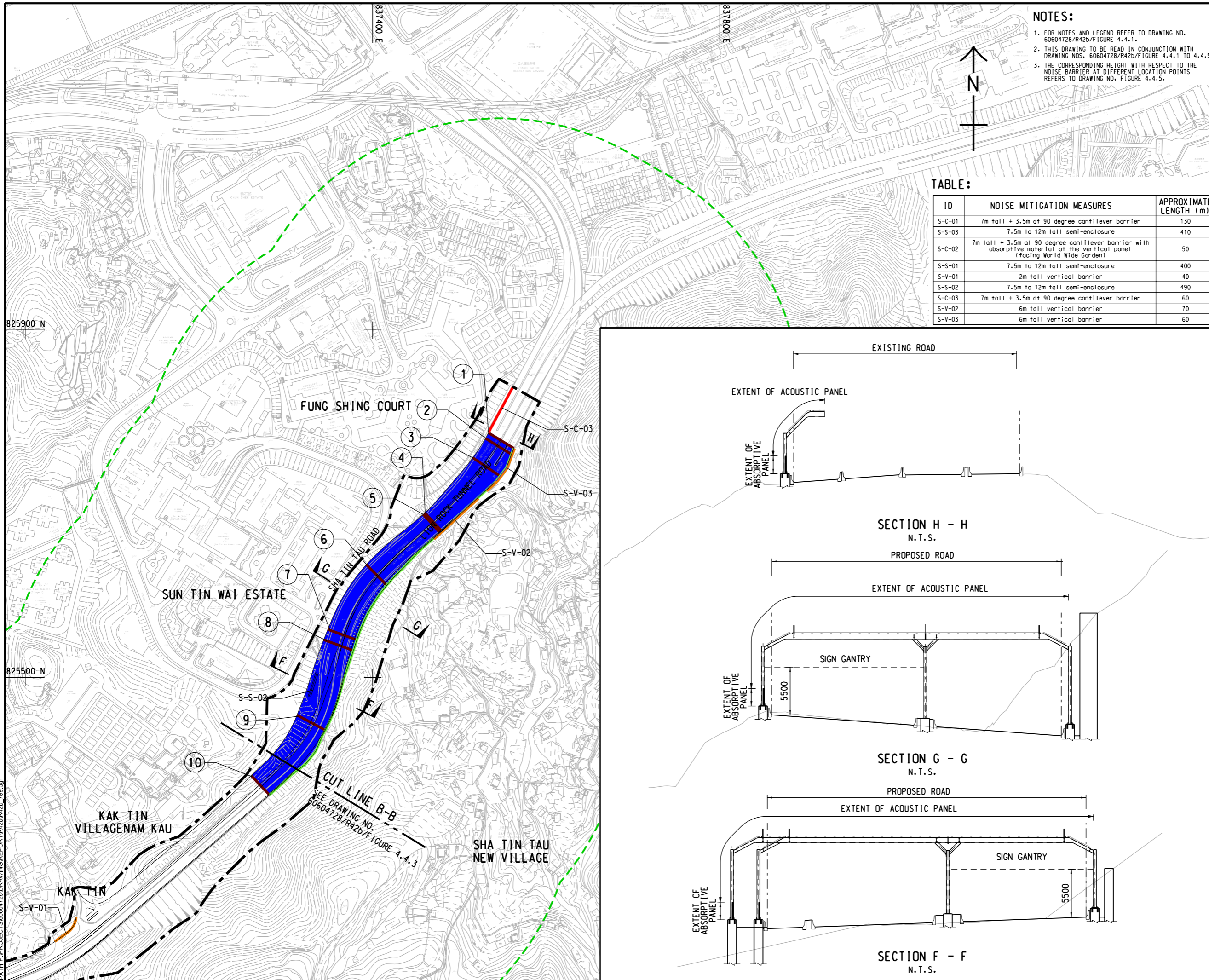
**SHEET NUMBER**

60604728/R42b/FIGURE 4.4.3

SHEET 3 OF 4

This drawing has been prepared for the use of AECOM's client. It may not be used, modified, reproduced or relied upon by third parties, except as agreed by AECOM or as required by law. AECOM accepts no responsibility, and denies any liability whatsoever, for any part, that less or relies on this drawing without AECOM's express written consent. All measurements must be obtained from the stated dimensions.

ISO A1 594mm x 841mm  
 Approved:  
 Checked:  
 Designer:  
 Project Management Initials:  
 2022/7/19  
 PATH PROJECTS/60604728/DRAWING/REPORT/420/R42b\_798.dgn  
 Plot File by: ZHILZ

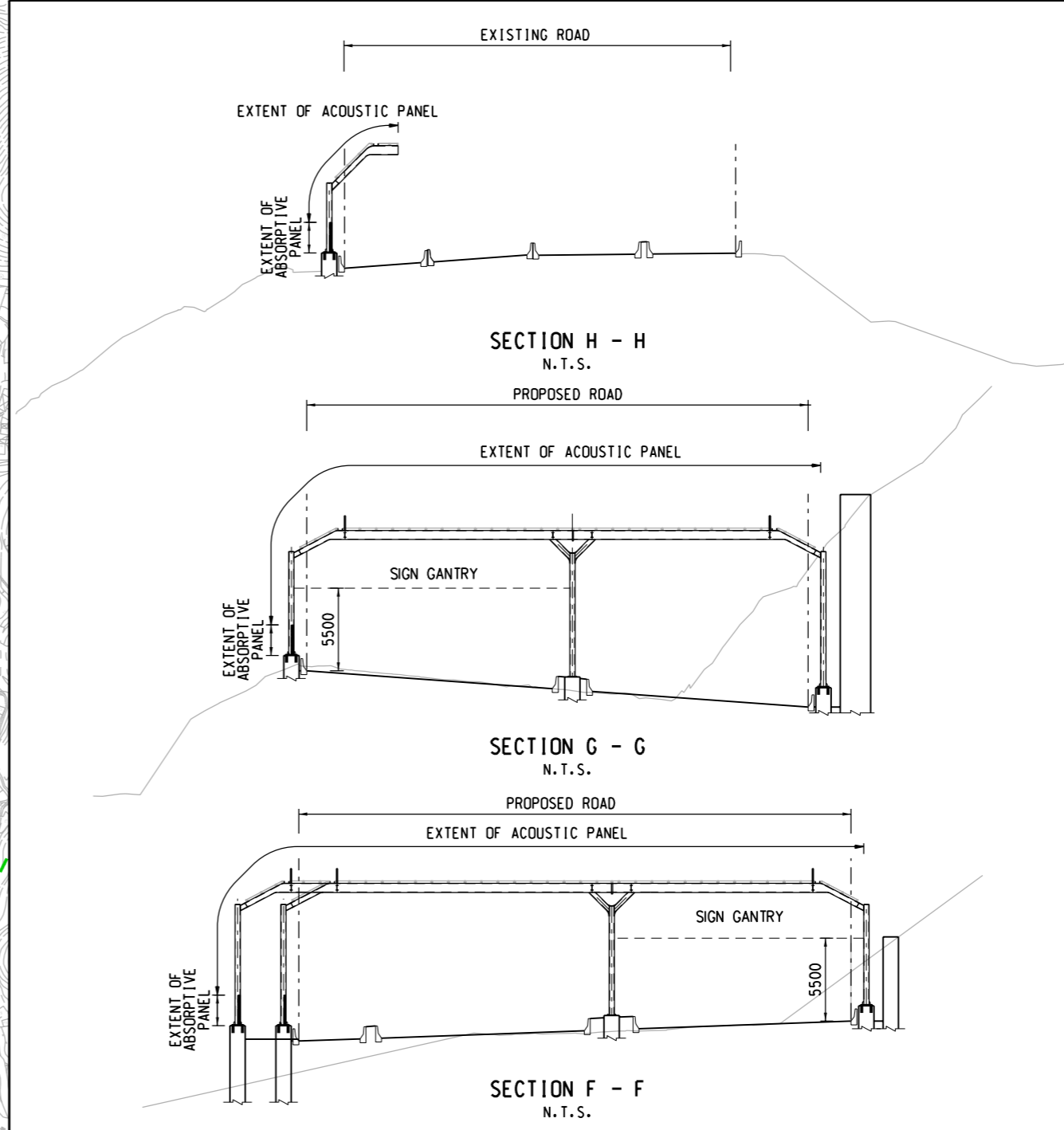


**NOTES:**

- FOR NOTES AND LEGEND REFER TO DRAWING NO. 60604728/R42b/FIGURE 4.4.1.
- THIS DRAWING TO BE READ IN CONJUNCTION WITH DRAWING NOS. 60604728/R42b/FIGURE 4.4.1 TO 4.4.5.
- THE CORRESPONDING HEIGHT WITH RESPECT TO THE NOISE BARRIER AT DIFFERENT LOCATION POINTS REFERS TO DRAWING NO. FIGURE 4.4.5.

**TABLE:**

ID	NOISE MITIGATION MEASURES	APPROXIMATE LENGTH (m)
S-C-01	7m tall + 3.5m at 90 degree cantilever barrier	130
S-S-03	7.5m to 12m tall semi-enclosure	410
S-C-02	7m tall + 3.5m at 90 degree cantilever barrier with absorptive material at the vertical panel (facing World Wide Garden)	50
S-S-01	7.5m to 12m tall semi-enclosure	400
S-V-01	2m tall vertical barrier	40
S-S-02	7.5m to 12m tall semi-enclosure	490
S-C-03	7m tall + 3.5m at 90 degree cantilever barrier	60
S-V-02	6m tall vertical barrier	70
S-V-03	6m tall vertical barrier	60



**AECOM**

PROJECT  
**IMPROVEMENT OF LION ROCK TUNNEL - INVESTIGATION**

CLIENT  
**路政署  
 HIGHWAYS DEPARTMENT**

CONSULTANT  
 AECOM Asia Company Ltd.  
 www.aecom.com

SUB-CONSULTANTS  
 分判工程顧問公司

**ISSUE/REVISION**

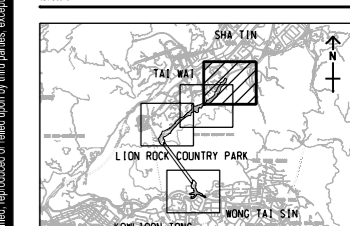
NO.	DATE	DESCRIPTION	CHK.

**STATUS**

**SCALE**      **DIMENSION UNIT**

A3 1:4000      METRES

**KEY PLAN**      A3 1:200000



**PROJECT NO.**      **AGREEMENT NO.**

60604728      CE 48/2018(HY)

**SHEET TITLE**

LOCATIONS OF NOISE MITIGATION MEASURES (SHATIN)

**SHEET NUMBER**

60604728/R42b/FIGURE 4.4.4

SHEET 4 OF 4

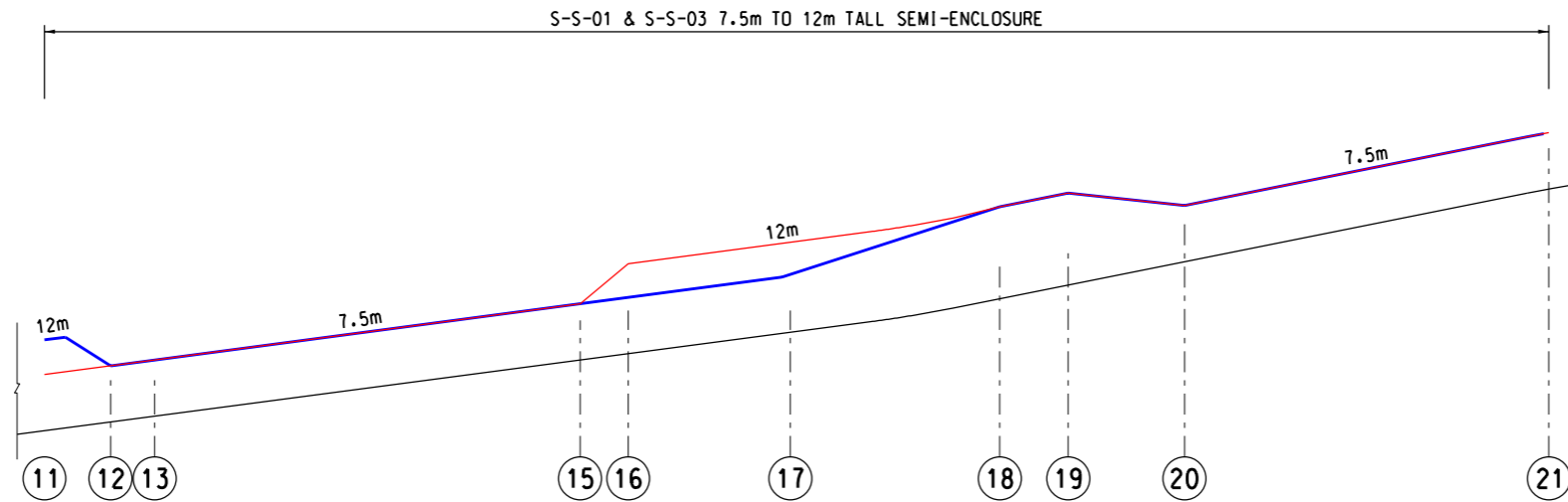
This drawing has been prepared for the use of AECOM's client. It may not be used, modified, reproduced or relied upon by third parties, except as agreed by AECOM or as required by law. AECOM accepts no responsibility, and disclaims any liability, whatsoever, to any party, that uses or relies on this drawing without AECOM's express written consent. All measurements must be obtained from the stated dimensions.

**NOTE:**

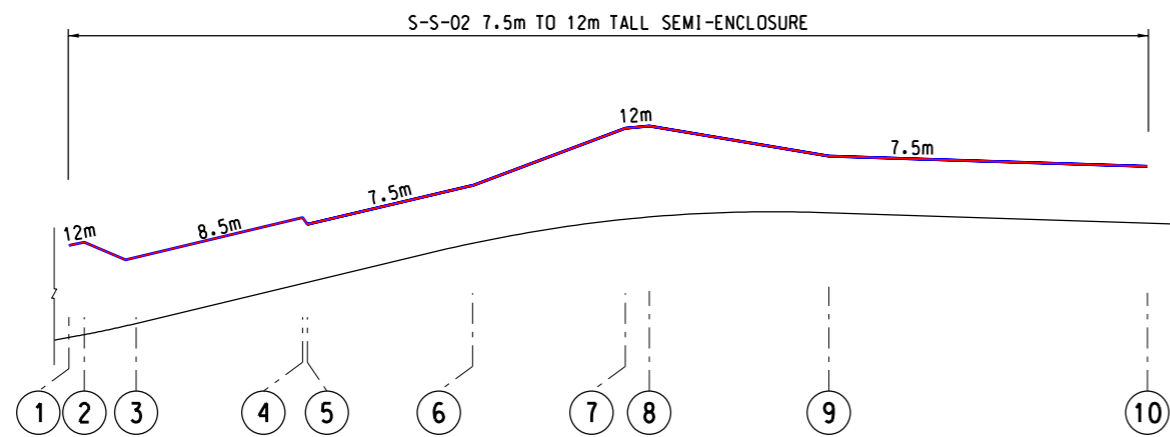
1. THIS DRAWING TO BE READ IN CONJUNCTION WITH DRAWING NOS. 60604728/R42b/FIGURE 4.4.1 TO 4.4.4.

**LEGEND:**

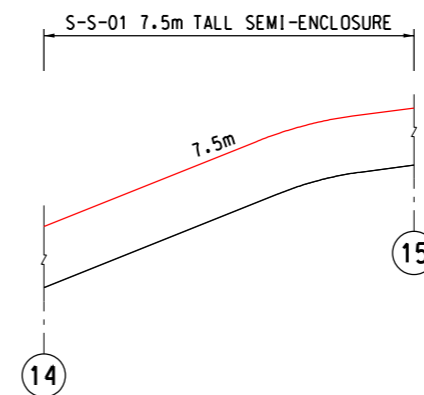
- 7.5m NOISE MITIGATION MEASURES ALONG SOUTH BOUND LION ROCK TUNNEL ROAD WITH CORRESPONDING HEIGHT AT DIFFERENT LOCATION POINTS
- 12m NOISE MITIGATION MEASURES ALONG NORTH BOUND LION ROCK TUNNEL ROAD WITH CORRESPONDING HEIGHT AT DIFFERENT LOCATION POINTS
- PROPOSED LION ROCK TUNNEL ROAD LEVEL



ELEVATION VIEW OF NOISE MITIGATION MEASURES WITH CORRESPONDING HEIGHTS AT LOCATION POINTS 11 TO 21  
(REFER TO FIGURE 4.4.2 & 4.4.3)  
N.T.S.



ELEVATION VIEW OF NOISE MITIGATION MEASURES WITH CORRESPONDING HEIGHTS AT LOCATION POINTS 1 TO 10  
(REFER TO FIGURE 4.4.4)  
N.T.S.



ELEVATION VIEW OF NOISE MITIGATION MEASURES WITH CORRESPONDING HEIGHT AT LOCATION POINTS 14 TO 15  
(REFER TO FIGURE 4.4.3)  
N.T.S.

ISSUE/REVISION

I/R	DATE	DESCRIPTION	CHK.

STATUS

SCALE DIMENSION UNIT

AS SHOWN METRES

KEY PLAN

PROJECT NO. AGREEMENT NO.

60604728 CE 48/2018(HY)

SHEET TITLE

ELEVATION VIEW OF NOISE MITIGATION MEASURES ALONG LION ROCK TUNNEL ROAD WITH CORRESPONDING HEIGHT AT DIFFERENT LOCATION POINTS

SHEET NUMBER

60604728/R42b/FIGURE 4.4.5

This drawing has been prepared for the use of AECOM's client. It may not be used, modified, reproduced or relied upon by third parties, except as agreed by AECOM or as required by law. AECOM accepts no responsibility, and denies any liability whatsoever, to any party that uses or relies on this drawing without AECOM's express written consent. All measurements must be obtained from the stated dimensions.