




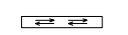
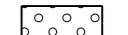

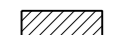
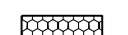
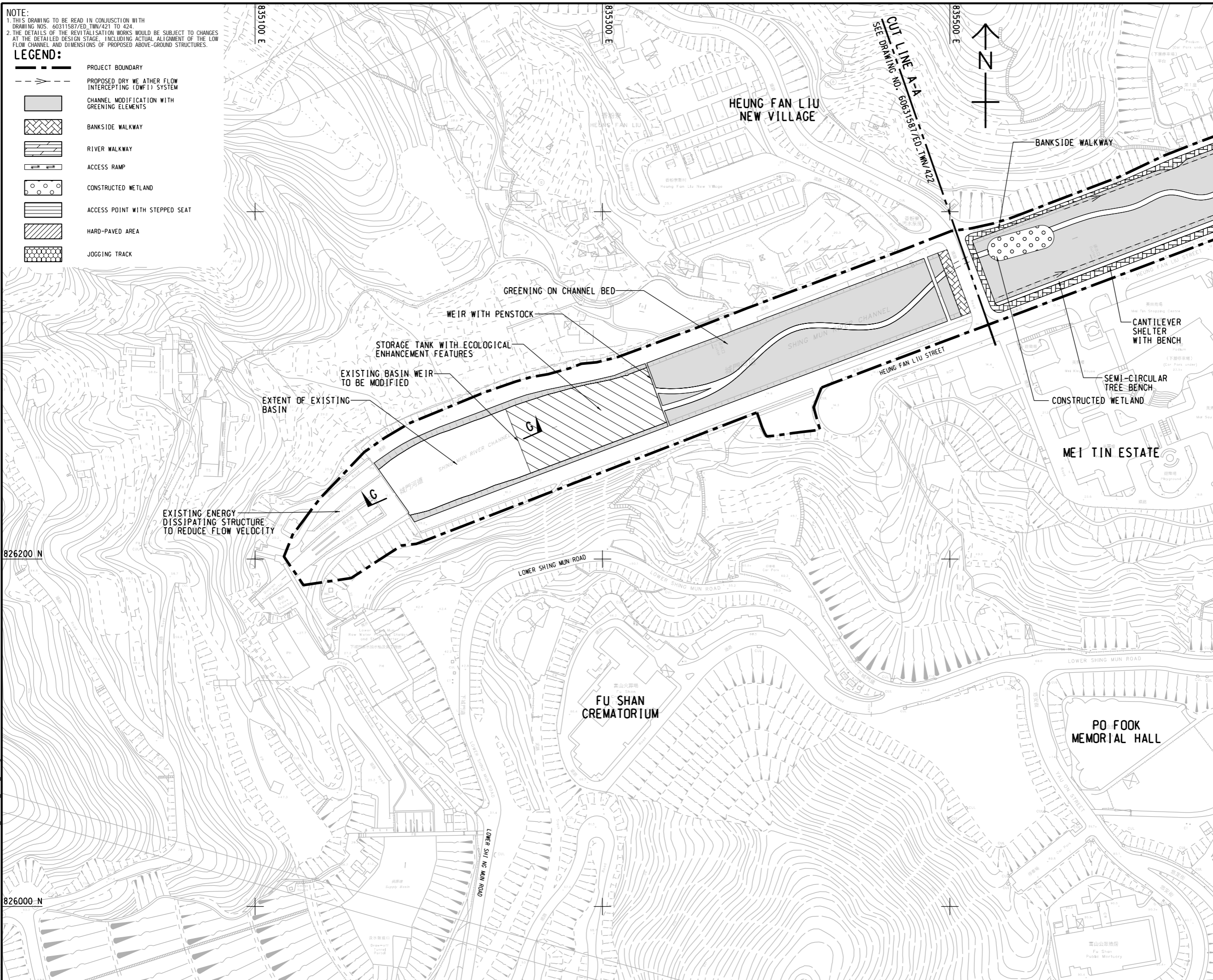


ISO A1 594mm x 841mm  
Approved:  
Checked:  
Designer:  
Project Management Initials:

**NOTE:**  
1. THIS DRAWING TO BE READ IN CONJUNCTION WITH DRAWING NOS. 60311587/ED\_TWN/421 TO 424.  
2. THE DETAILS OF THE REVITALISATION WORKS WOULD BE SUBJECT TO CHANGES AT THE DETAILED DESIGN STAGE, INCLUDING ACTUAL ALIGNMENT OF THE LOW FLOW CHANNEL AND DIMENSIONS OF PROPOSED ABOVE-GROUND STRUCTURES.

- LEGEND:**
-  PROJECT BOUNDARY
  -  PROPOSED DRY WEATHER FLOW INTERCEPTING (DWF1) SYSTEM
  -  CHANNEL MODIFICATION WITH GREENING ELEMENTS
  -  BANKSIDE WALKWAY
  -  RIVER WALKWAY
  -  ACCESS RAMP
  -  CONSTRUCTED WETLAND
  -  ACCESS POINT WITH STEPPED SEAT
  -  HARD-PAVED AREA
  -  JOGGING TRACK



**AECOM**

**PROJECT**  
項目  
REVITALISATION OF TAI WAI NULLAH AND FO TAN NULLAH - INVESTIGATION

**CLIENT**  
業主  
 渠務署  
Drainage Services Department

**CONSULTANT**  
工程顧問公司  
AECOM Asia Company Ltd.  
www.aecom.com

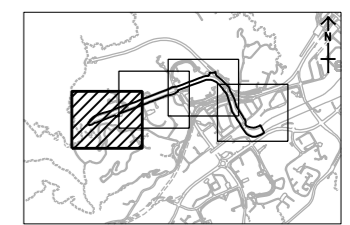
**SUB-CONSULTANTS**  
分判工程顧問公司

**ISSUE/REVISION**  
設計

IR	DATE	DESCRIPTION	CHK.

**STATUS**  
狀況

**SCALE**  
比例  
A3 1 : 2000  
DIMENSION UNIT  
單位  
METRES



**PROJECT NO.**  
項目編號  
60631587  
**AGREEMENT NO.**  
協議編號  
CE 54/2019 (DS)

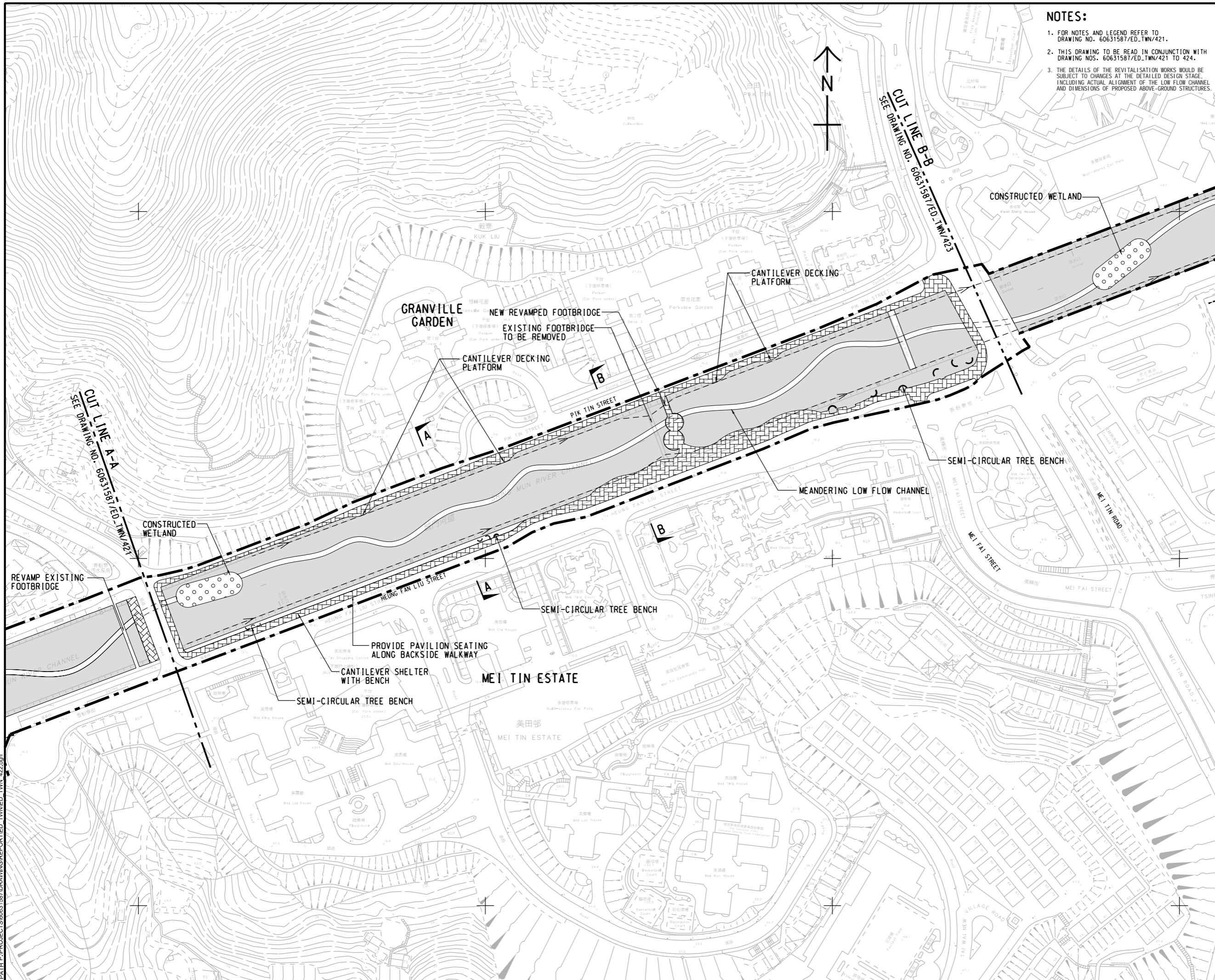
**SHEET TITLE**  
圖紙名稱  
TAI WAI NULLAH LAYOUT PLAN

**SHEET NUMBER**  
圖紙編號  
60631587/ED\_TWN/421

SHEET 1 OF 4

This drawing has been prepared for the use of AECOM's client. It may not be used, modified, reproduced or relied upon by third parties, except as agreed by AECOM or as required by law. AECOM accepts no responsibility, and disclaims any liability whatsoever, for any part, that is used or relied on in this drawing without AECOM's express written consent. All measurements must be obtained from the stated dimensions.

Plot File by: jlw  
2022/01/17  
PATH P:\PROJECTS\60631587\DRAWING\REPORTED\_TWNED\_TWN\_421.dgn



- NOTES:**
1. FOR NOTES AND LEGEND REFER TO DRAWING NO. 60631587/ED.TWN/421.
  2. THIS DRAWING TO BE READ IN CONJUNCTION WITH DRAWING NOS. 60631587/ED.TWN/421 TO 424.
  3. THE DETAILS OF THE REVITALISATION WORKS WOULD BE SUBJECT TO CHANGES AT THE DETAILED DESIGN STAGE, INCLUDING ACTUAL ALIGNMENT OF THE LOW FLOW CHANNEL AND DIMENSIONS OF PROPOSED ABOVE-GROUND STRUCTURES.

**AECOM**

**PROJECT**  
 項目  
 REVITALISATION OF TAI WAI NULLAH AND FO TAN NULLAH - INVESTIGATION

**CLIENT**  
 業主  
 渠務署  
 Drainage Services Department

**CONSULTANT**  
 工程顧問公司  
 AECOM Asia Company Ltd.  
 www.aecom.com

**SUB-CONSULTANTS**  
 分判工程顧問公司

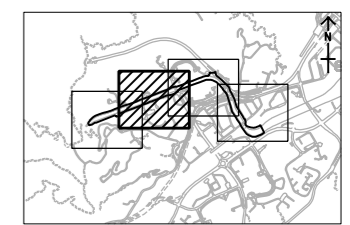
**ISSUE/REVISION**  
 修訂

IR	DATE	DESCRIPTION	CHK.

**STATUS**  
 狀態

**SCALE**  
 比例  
 A3 1 : 2000

**DIMENSION UNIT**  
 尺寸單位  
 METRES



**PROJECT NO.**  
 項目編號  
 60631587

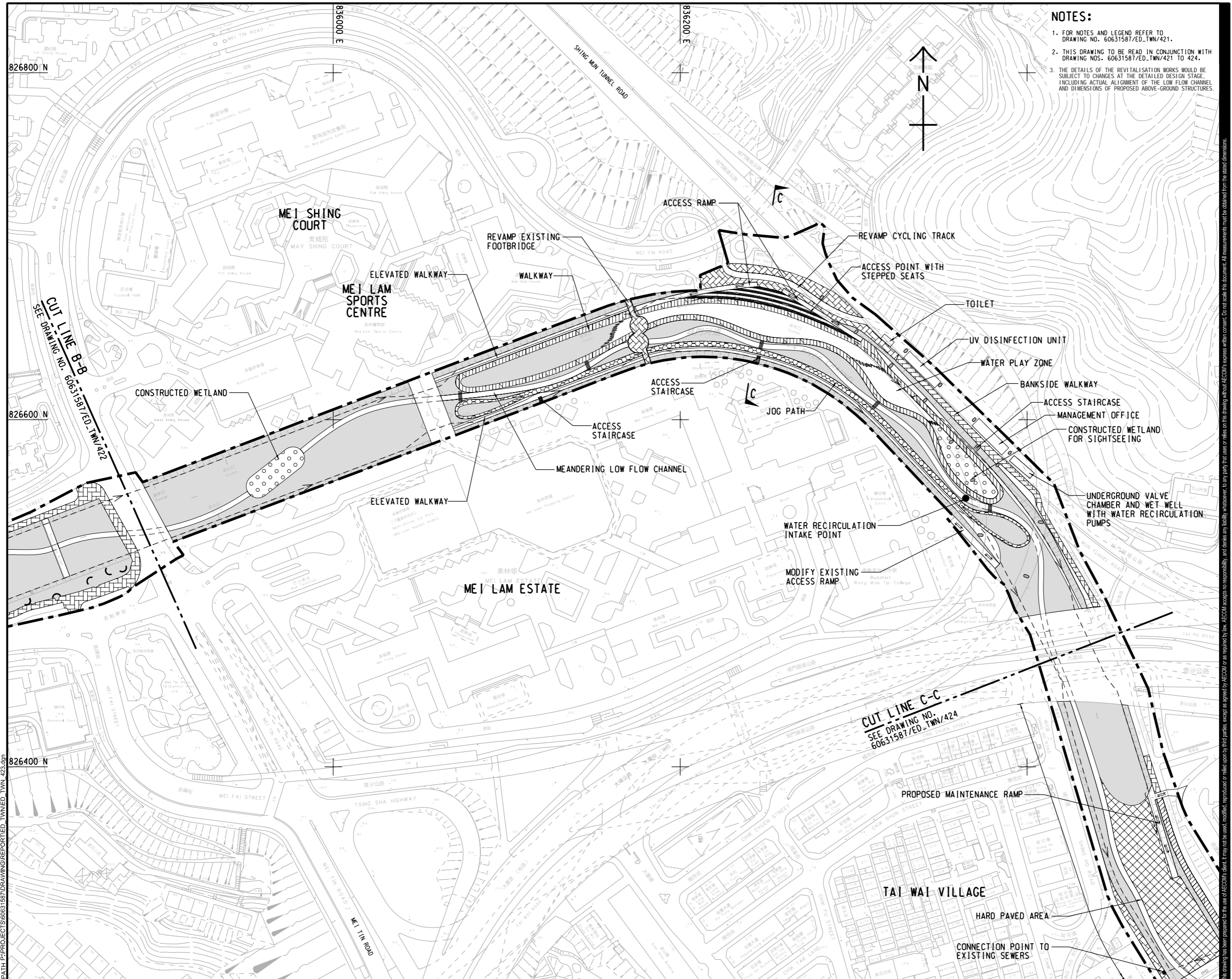
**AGREEMENT NO.**  
 協議編號  
 CE 54/2019 (DS)

**SHEET TITLE**  
 圖紙名稱  
 TAI WAI NULLAH LAYOUT PLAN

**SHEET NUMBER**  
 圖紙編號  
 60631587/ED\_TWN/422

This drawing has been prepared for the use of AECOM's client. It may not be used, modified, reproduced or relied upon by third parties, except as agreed by AECOM in writing. AECOM accepts no responsibility, and disclaims any liability, whatsoever, for any part, that is used or relied on in this drawing without AECOM's express written consent. All measurements must be obtained from the stated dimensions.

ISO A1 594mm x 841mm  
 Approved:  
 Checked:  
 Designer:  
 Project Management Initials:  
 2022/01/17  
 PATH PROJECTS\60631587\DRAWING\REPORTED\_TWINED\_TWN\_423.dgn  
 826400 N  
 826600 N  
 826800 N



- NOTES:**
1. FOR NOTES AND LEGEND REFER TO DRAWING NO. 60631587/ED\_TWN/421.
  2. THIS DRAWING TO BE READ IN CONJUNCTION WITH DRAWING NOS. 60631587/ED\_TWN/421 TO 424.
  3. THE DETAILS OF THE REVITALISATION WORKS WOULD BE SUBJECT TO CHANGES AT THE DETAILED DESIGN STAGE, INCLUDING ACTUAL ALIGNMENT OF THE LOW FLOW CHANNEL AND DIMENSIONS OF PROPOSED ABOVE-GROUND STRUCTURES.

**AECOM**

**PROJECT**  
 項目  
 REVITALISATION OF TAI WAI NULLAH AND FO TAN NULLAH - INVESTIGATION

**CLIENT**  
 業主  
 渠務署  
 Drainage Services Department

**CONSULTANT**  
 工程顧問公司  
 AECOM Asia Company Ltd.  
 www.aecom.com

**SUB-CONSULTANTS**  
 分判工程顧問公司

**ISSUE/REVISION**  
 修訂

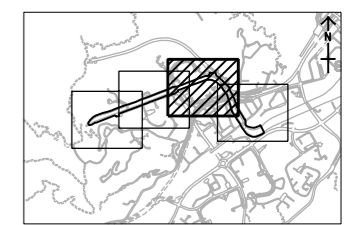
IR	DATE	DESCRIPTION	CHK.

**STATUS**  
 狀態

**SCALE**  
 比例  
 A3 1 : 2000

**DIMENSION UNIT**  
 尺寸單位  
 METRES

**KEY PLAN** A3 1 : 75000  
 索引圖



**PROJECT NO.**  
 項目編號  
 60631587

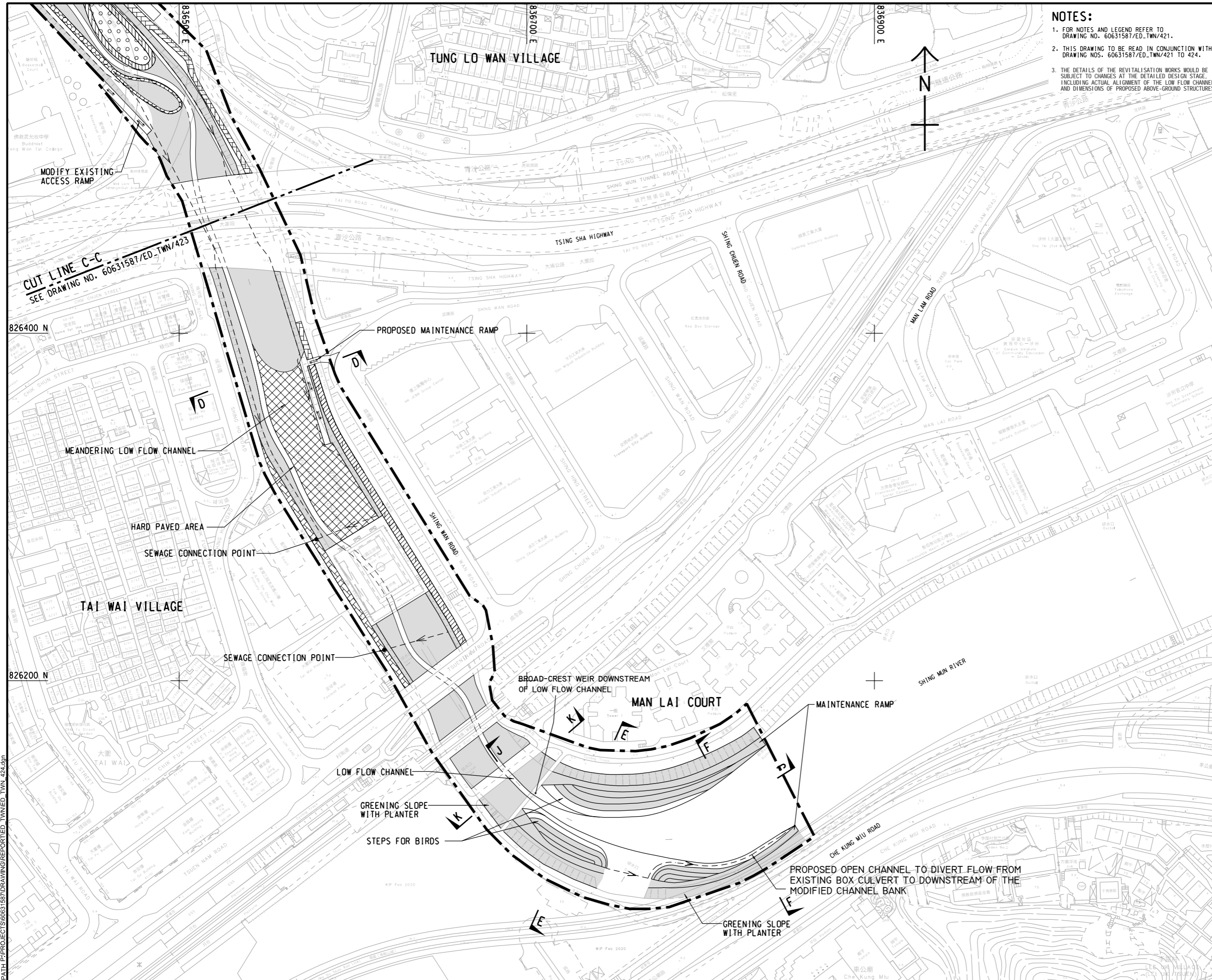
**AGREEMENT NO.**  
 協議編號  
 CE 54/2019 (DS)

**SHEET TITLE**  
 圖紙名稱  
 TAI WAI NULLAH LAYOUT PLAN

**SHEET NUMBER**  
 圖紙編號  
 60631587/ED\_TWN/423

This drawing has been prepared for the use of AECOM's client. It may not be used, modified, reproduced or relied upon by third parties, except as agreed by AECOM or as required by law. AECOM accepts no responsibility, and disclaims any liability, whatsoever, for any error, omission or inaccuracy in this drawing without AECOM's express written consent. Do not scale this document. All measurements must be obtained from the stated dimensions.

ISO A1 594mm x 841mm  
 Approved:  
 Checked:  
 Designer:  
 Project Management Initials:  
 2022/01/17  
 PATH PROJECTS\60631587\DRAWING\REPORTED\_TWINED\_TWN\_424.dgn



- NOTES:**
- FOR NOTES AND LEGEND REFER TO DRAWING NO. 60631587/ED-TWN/421.
  - THIS DRAWING TO BE READ IN CONJUNCTION WITH DRAWING NOS. 60631587/ED-TWN/421 TO 424.
  - THE DETAILS OF THE REVITALISATION WORKS WOULD BE SUBJECT TO CHANGES AT THE DETAILED DESIGN STAGE, INCLUDING ACTUAL ALIGNMENT OF THE LOW FLOW CHANNEL AND DIMENSIONS OF PROPOSED ABOVE-GROUND STRUCTURES.

**AECOM**

**PROJECT**  
 項目  
 REVITALISATION OF TAI WAI NULLAH AND FO TAN NULLAH - INVESTIGATION

**CLIENT**  
 業主  
 渠務署  
 Drainage Services Department

**CONSULTANT**  
 工程顧問公司  
 AECOM Asia Company Ltd.  
 www.aecom.com

**SUB-CONSULTANTS**  
 分判工程顧問公司

**ISSUE/REVISION**

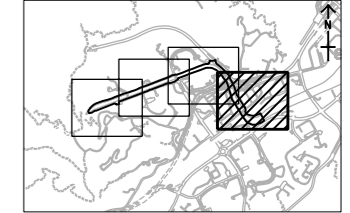
IR	DATE	DESCRIPTION	CHK.

**STATUS**  
 狀況

**SCALE**  
 比例  
 A3 1 : 2000

**DIMENSION UNIT**  
 單位  
 METRES

**KEY PLAN** A3 1 : 75000  
 索引圖



**PROJECT NO.**  
 項目編號  
 60631587

**AGREEMENT NO.**  
 協議編號  
 CE 54/2019 (DS)

**SHEET TITLE**  
 圖紙名稱  
 TAI WAI NULLAH LAYOUT PLAN

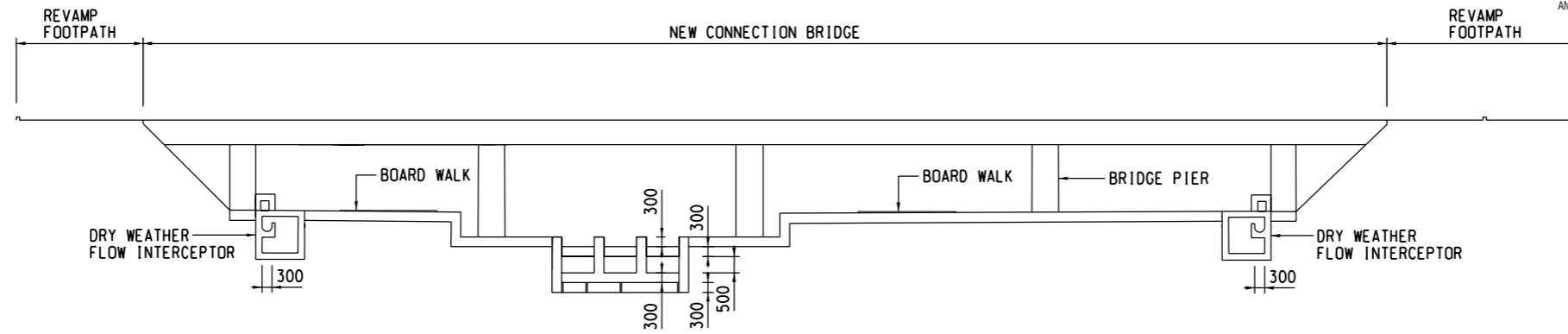
**SHEET NUMBER**  
 圖紙編號  
 60631587/ED\_TWN/424

SHEET 4 OF 4

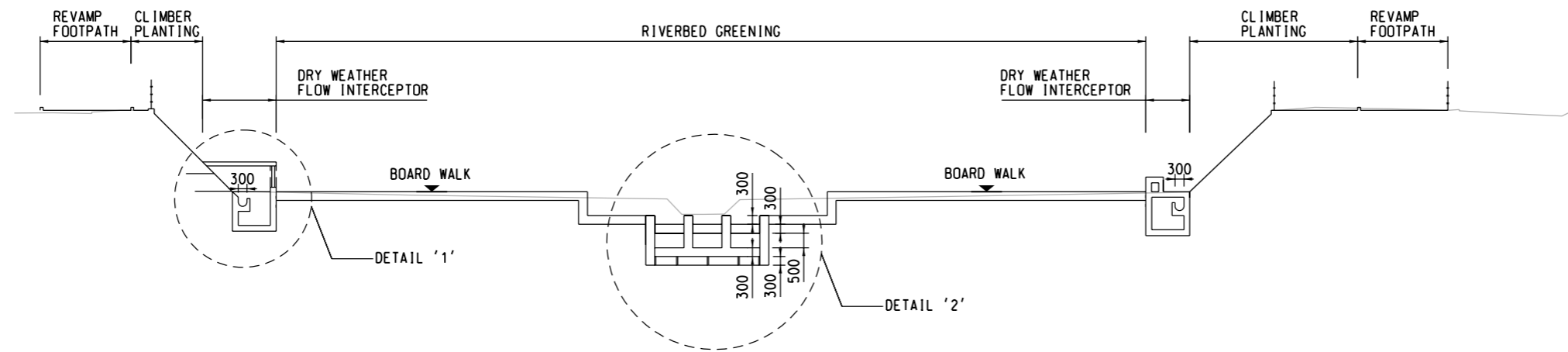
This drawing has been prepared for the use of AECOM's client. It may not be used, modified, reproduced or relied upon by third parties, except as agreed by AECOM or as required by law. AECOM accepts no responsibility, and disclaims all liability, whatsoever, for any gain, loss or damage on this drawing without AECOM's express written consent. All measurements must be obtained from the stated dimensions.

NOTE:  
1. THE DETAILS OF THE REVITALISATION WORKS WOULD BE SUBJECT TO CHANGES AT THE DETAILED DESIGN STAGE.

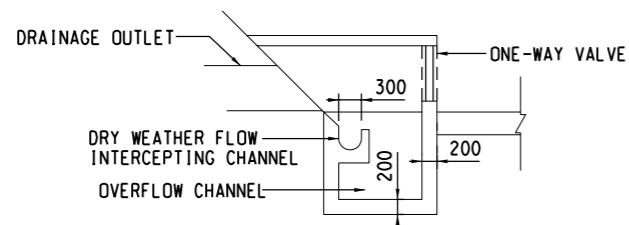
3. THE DETAILS OF THE REVITALISATION WORKS WOULD BE SUBJECT TO CHANGES AT THE DETAILED DESIGN STAGE, INCLUDING ACTUAL ALIGNMENT OF THE LOW FLOW CHANNEL AND DIMENSIONS OF PROPOSED ABOVE-GROUND STRUCTURES.



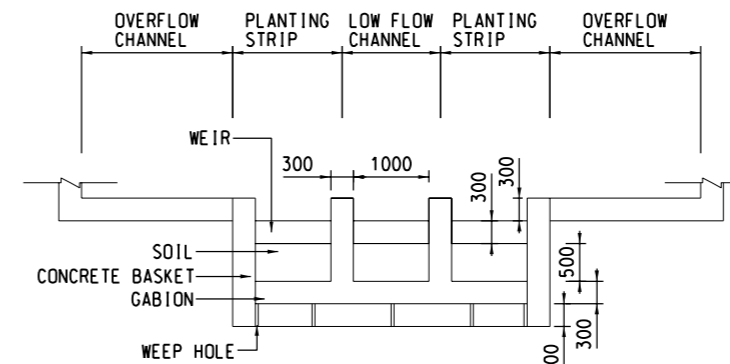
SECTION A - A  
SCALE 1 : 10



SECTION B - B  
SCALE 1 : 10



DRY WEATHER FLOW INTERCEPTOR DETAIL '1'  
SCALE 1 : 20

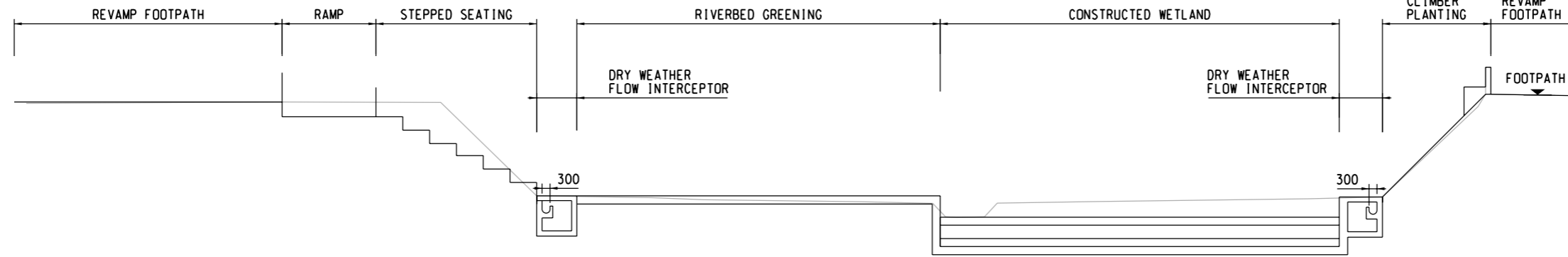


LOW FLOW CHANNEL DETAIL '2'  
SCALE 1 : 20

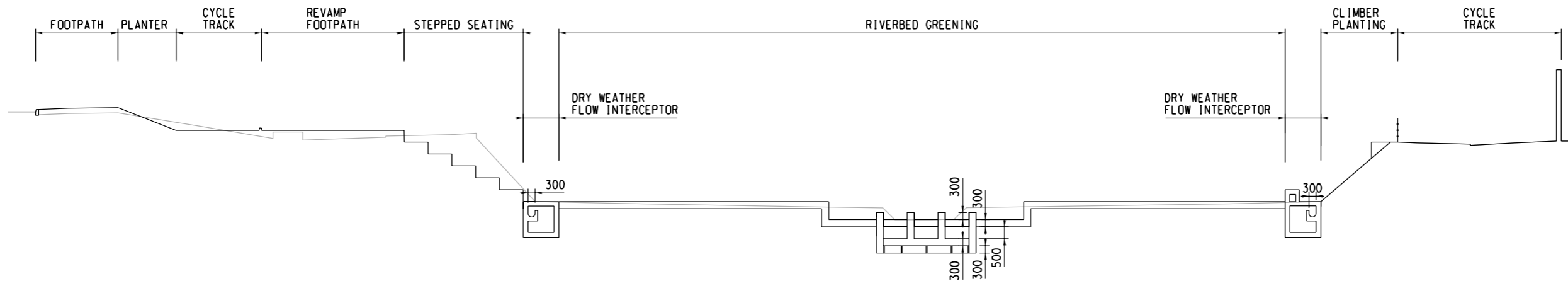
I/R	DATE	DESCRIPTION	CHK.

This drawing has been prepared for the use of AECOM's client. It may not be used, modified, reproduced or relied upon by third parties, except as agreed by AECOM or as required by law. AECOM accepts no responsibility, and denies any liability whatsoever, to any party that uses or relies on this drawing without AECOM's express written consent. Do not scale this document. All measurements must be obtained from the stated dimensions.

NOTE:  
1. THE DETAILS OF THE REVITALISATION WORKS WOULD BE SUBJECT TO CHANGES AT THE DETAILED DESIGN STAGE.



SECTION C - C  
SCALE 1 : 10



SECTION D - D  
SCALE 1 : 10

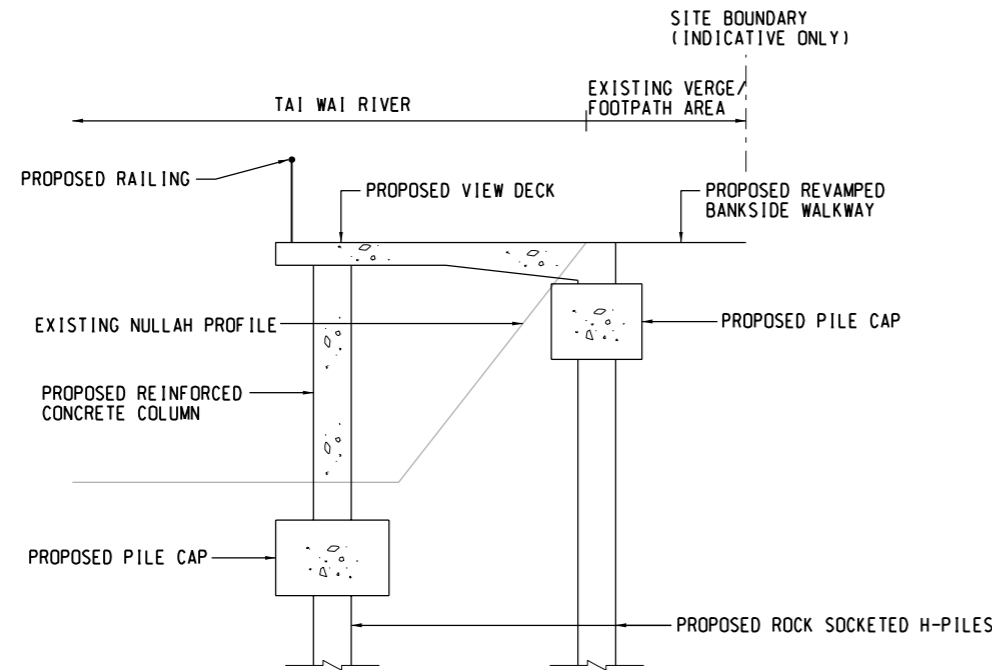
I/R	DATE	DESCRIPTION	CHK.

This drawing has been prepared for the use of AECOM's client. It may not be used, modified, reproduced or relied upon by third parties, except as agreed by AECOM or as required by law. AECOM accepts no responsibility, and denies any liability whatsoever, for any part, that uses or relies on this drawing without AECOM's express written consent. All measurements must be obtained from the stated dimensions.

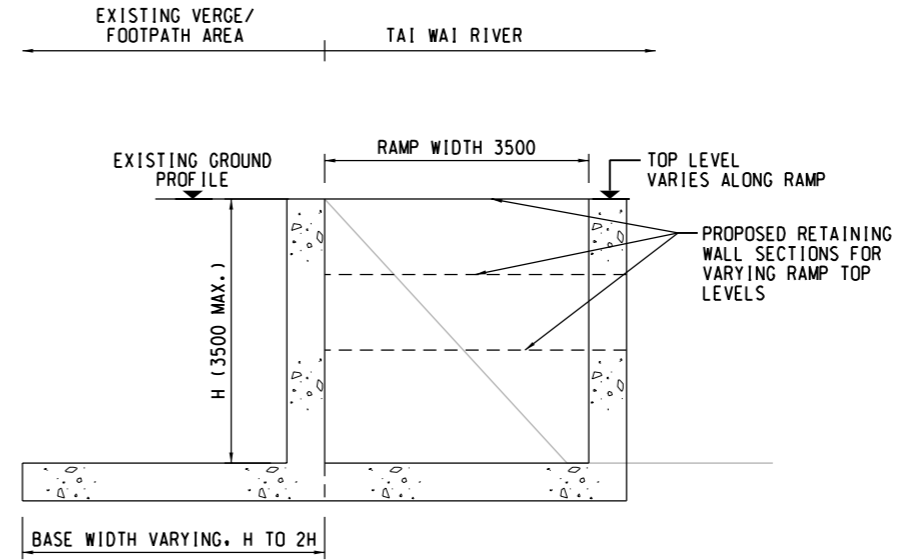
ISO A1 594mm x 841mm  
Approved:  
Checked:  
Designer:  
Project Management Initials:  
2022/2/23  
Plot File by: liuyang  
PATH P:\PROJECTS\60631587\DRAWING\REPORTED\_TWINN\_407.dgn

**NOTE:**

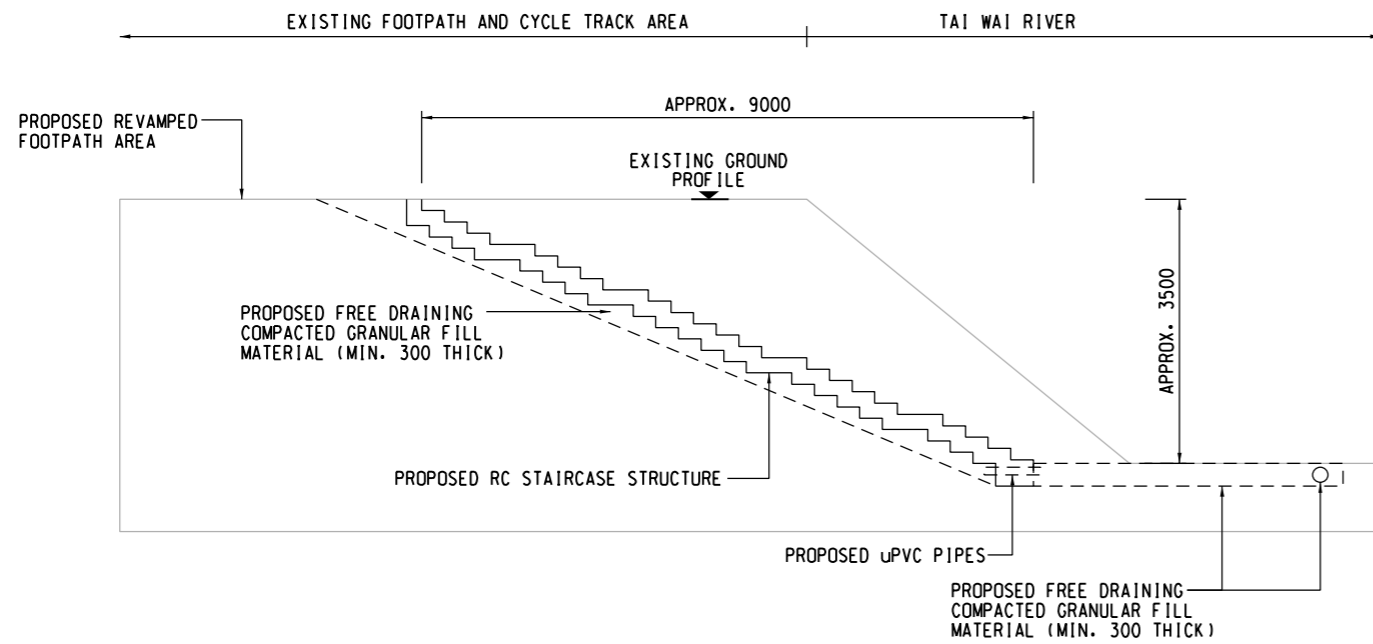
1. THE PRELIMINARY RETAINING WALL AND FOUNDATION SCHEMES AND SIZING ARE INDICATIVE ONLY. DETAILS SHALL BE REVIEWED WITH SITE SPECIFIC GROUND INVESTIGATION RESULTS AND LATEST LOADING AND STRUCTURAL LAYOUT OF THE PROPOSED STRUCTURES IN THE DETAILED DESIGN.
2. THE DETAILS OF THE REVITALISATION WORKS WOULD BE SUBJECT TO CHANGES AT THE DETAILED DESIGN STAGE.



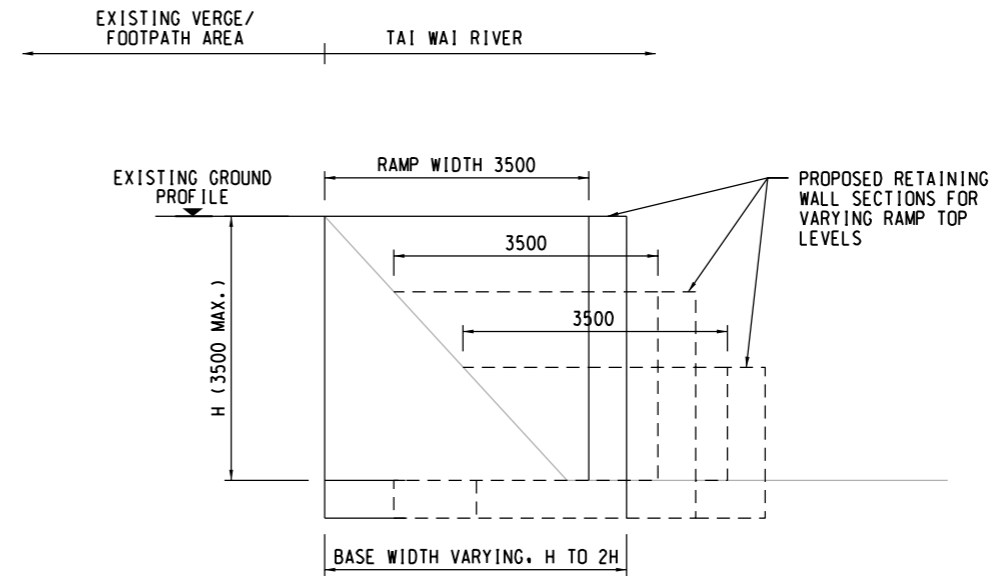
**TYPICAL SECTION PROPOSED CANTILEVER VIEW DECKS**  
N.T.S.



**TYPICAL SECTION FOR RAMP**  
N.T.S.



**TYPICAL DETAILS FOR GRAND STAIRWAY**  
N.T.S.



**TYPICAL SECTION FOR RAMP (GRAND STAIRWAY)**  
N.T.S.

**PROJECT**

REVITALISATION OF TAI WAI NULLAH AND FO TAN NULLAH - INVESTIGATION

**CLIENT**

渠務署  
Drainage Services Department

**CONSULTANT**

AECOM Asia Company Ltd.  
www.aecom.com

**SUB-CONSULTANTS**

**ISSUE/REVISION**

I/R	DATE	DESCRIPTION	CHK.

**STATUS**

**SCALE**                      **DIMENSION UNIT**

N.T.S.                              MILLIMETERS

**KEY PLAN**

**PROJECT NO.**                      **AGREEMENT NO.**

60631587                              CE 54/2019 (DS)

**SHEET TITLE**

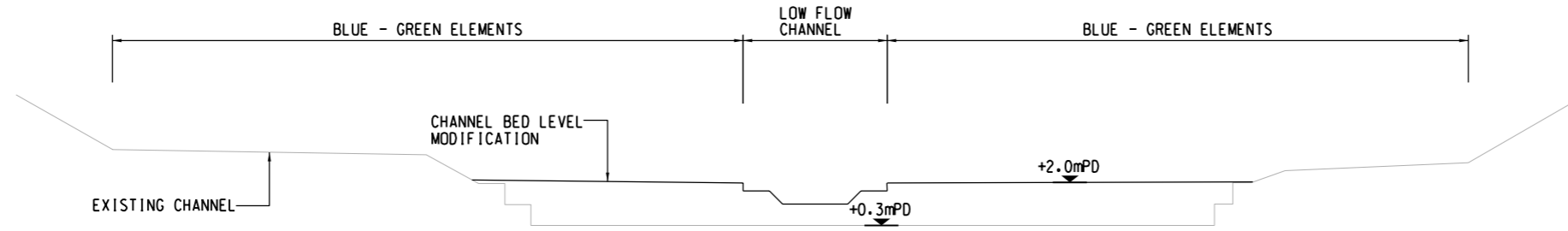
SECTION FOR RAMPS AND CANTILEVER STRUCTURES

**SHEET NUMBER**

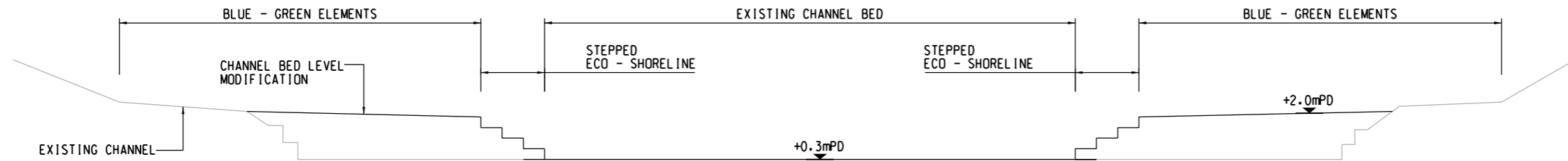
60631587/ED\_TWN/407

This drawing has been prepared for the use of AECOM's client. It may not be used, modified, reproduced or relied upon by third parties, except as agreed by AECOM or as required by law. AECOM accepts no responsibility, and denies any liability whatsoever, for any gain, loss or damage on this drawing without AECOM's express written consent. All measurements must be obtained from the stated dimensions.

NOTE:  
 1. THE DETAILS OF THE REVITALISATION WORKS WOULD BE SUBJECT TO CHANGES AT THE DETAILED DESIGN STAGE.



SECTION E - E



SECTION F - F

PROJECT

REVITALISATION OF TAI WAI NULLAH AND FO TAN NULLAH - INVESTIGATION

CLIENT

渠務署  
 Drainage Services Department

CONSULTANT

AECOM Asia Company Ltd.  
 www.aecom.com

SUB-CONSULTANTS

ISSUE/REVISION

I/R	DATE	DESCRIPTION	CHK.

STATUS

SCALE DIMENSION UNIT

N.T.S. MILLIMETERS

KEY PLAN

PROJECT NO. AGREEMENT NO.

60631587 CE 54/2019 (DS)

SHEET TITLE

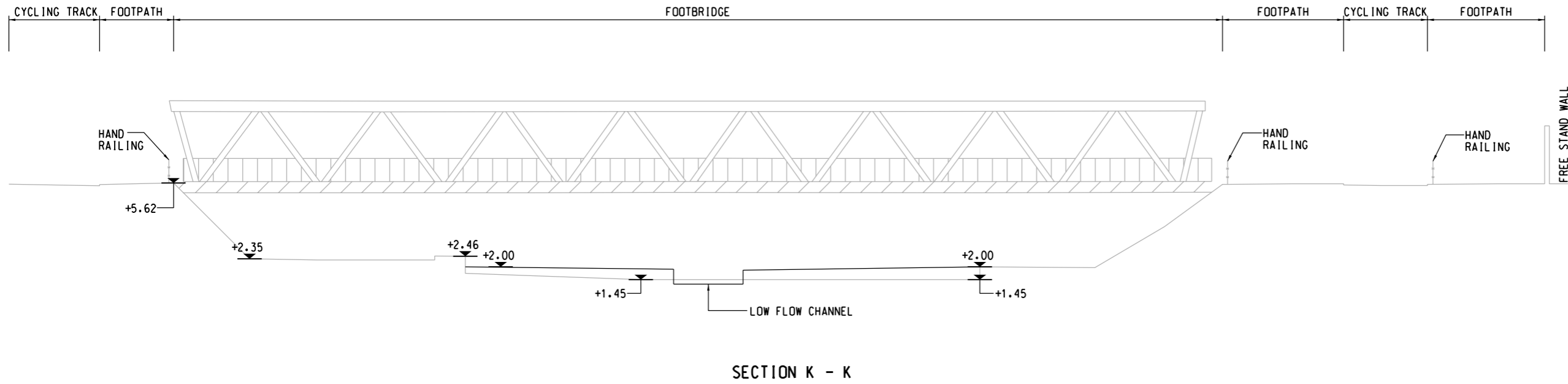
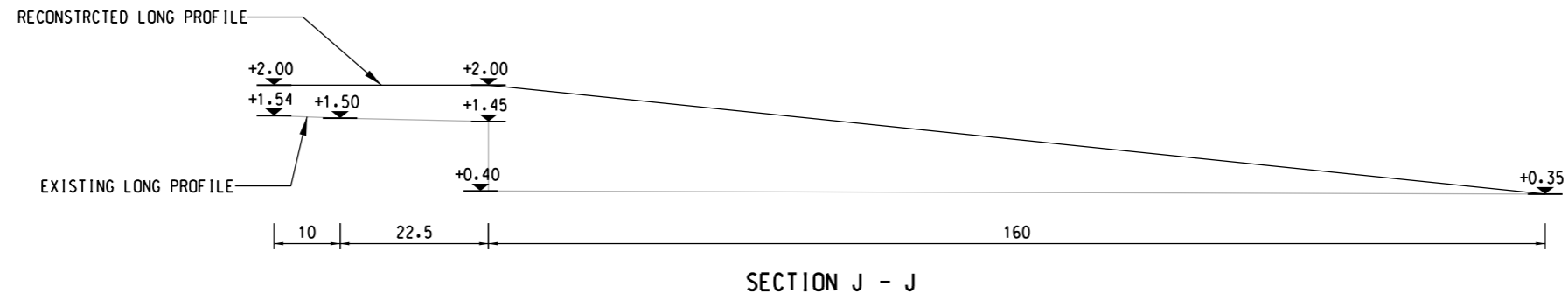
SECTION E-E AND SECTION F-F

SHEET NUMBER

60631587/ED\_TWN/408



NOTE:  
1. THE DETAILS OF THE REVITALISATION WORKS WOULD BE SUBJECT TO CHANGES AT THE DETAILED DESIGN STAGE.



I/R	DATE	DESCRIPTION	CHK.