





FIGURE 1

TSIM SHA TSUI EXTENSION ALIGNMENT

LEGEND

-  Tunnel
-  At Grade
-  Station Site
-  Vent Shafts

