

Good Practices on Noise Abatement for Karaoke and Disco

1. Avoid setting up business with large scale sound amplification system in buildings in which people live;
2. Install thick resilient pads underneath the sound speakers or their supports to reduce noise transmission through building structures to neighbours;
3. Avoid hanging large or strong bass sound speakers on the ceiling to reduce transmission of low frequency noise and vibration to other floors;
4. Construct wooden suspended ceiling and attach sound absorbing materials to ceiling to reduce transmission of noise to other floors;
5. Locate sound speakers away from corners of premises;
6. Maintain the volume of your sound systems at low levels to avoid causing nuisance to neighbours. Install a sound limiter so as to prevent tampering with the sound volume setting;
7. Install double-glazed noise insulation windows and ensure they are closed at all times when in business;
8. Adopt noise abatement measures to avoid noise transmission from the shop to outside through openings (such as louvers, ventilating fan/exhaust/duct openings);
9. Install double doors which are made of sound insulation or absorption materials at the entrance to avoid noise leakage to outside;
10. Install a signal alarm at the double doors so that when the two doors are open simultaneously, a signal will be generated to notify the responsible person to close the doors;
11. Ensure the doors are closed when in business to avoid noise transmission from the shop to outside, so that the noises generated from the your premises will not be audible in the nearby noise sensitive receivers;

12. Warn the customers at the entrance not to scream and speak too loud in order not to create any noise annoyance to nearby residents; and
13. Provide training to staff on noise control measures.

Note: The reader is reminded that implementing the recommendations of this leaflet does not necessarily mean compliance with the requirements of the Noise Control Ordinance. The good practices listed in this leaflet are not exhaustive and the reader is recommended to consult independent experts for advice on noise control measures specifically suitable for his/her situation. In addition, the reader should also ensure compliance with other relevant legislative requirements when implementing any noise control measures.

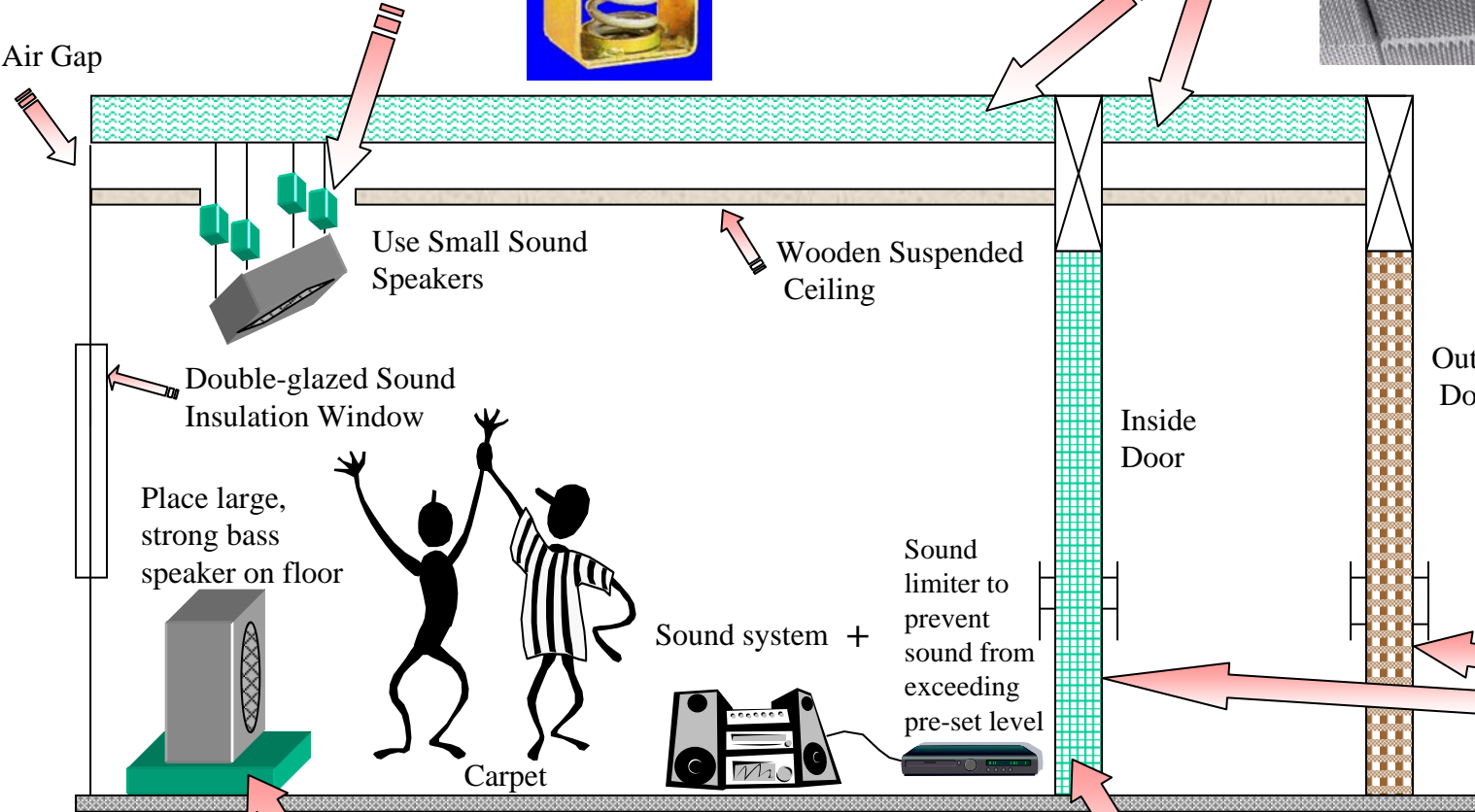
Vibration Isolator




Sound Absorbing Material



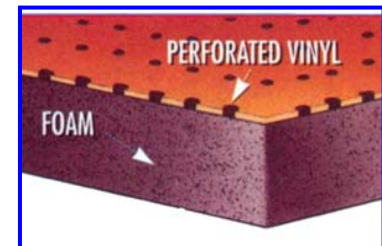
Air Gap



Anti-vibration Pad



Sound Absorbing Material



Practical Noise Abatement Measures for Karaoke, Discos & Bars