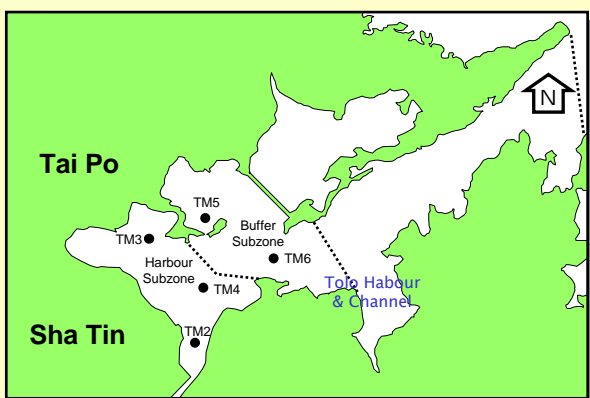
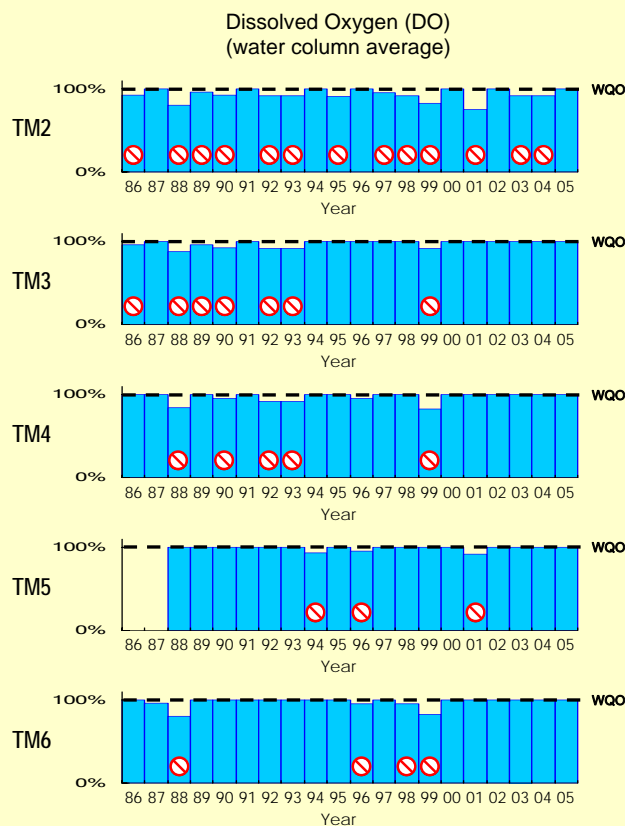
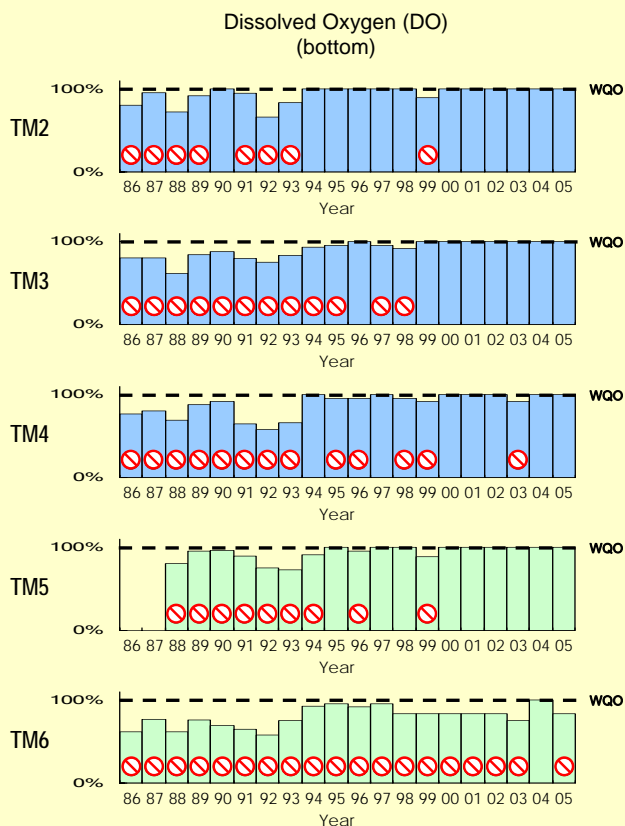


Levels of compliance with key Water Quality Objectives in the Tolo Harbour and Channel WCZ



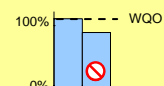
Dissolved Oxygen (DO)

Harbour Subzone (TM2 - TM4)

1. Bottom

WQO: 100% sample with bottom DO ≥ 2 mg/L

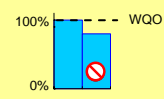
% sample with bottom DO ≥ 2 mg/L



2. Water column average (surface to 2m above bottom)

WQO: 100% sample with water column average DO ≥ 4 mg/L

% sample with water column average DO ≥ 4 mg/L



Buffer Subzone (TM5 - TM6)

1. Bottom

WQO: 100% sample with bottom DO ≥ 3 mg/L


% sample with bottom DO ≥ 3 mg/L



2. Water column average (surface to 2m above bottom)

WQO: 100% sample with water column average DO ≥ 4 mg/L

% sample with water column average DO ≥ 4 mg/L

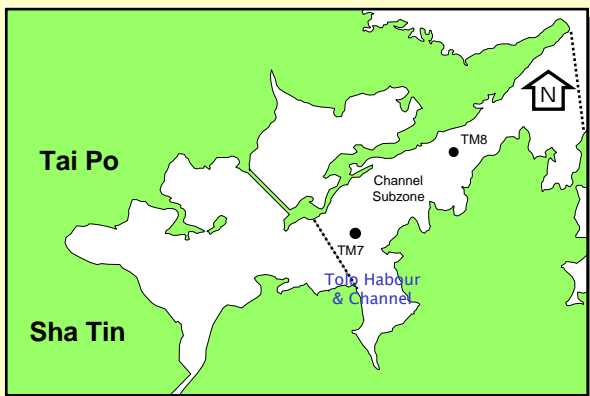
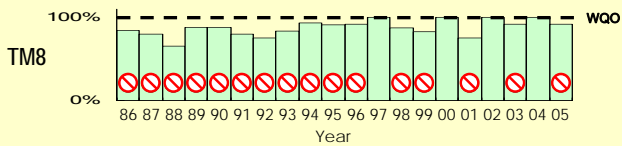
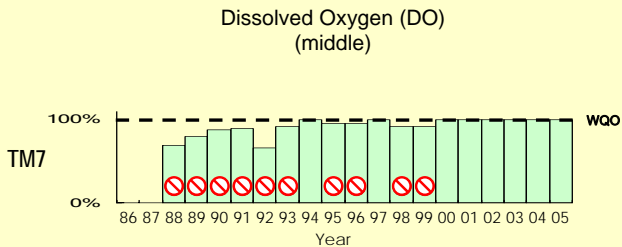
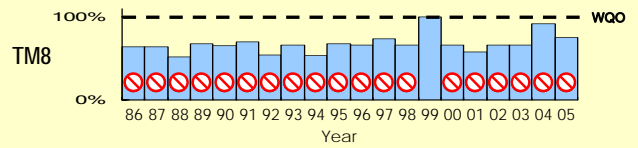
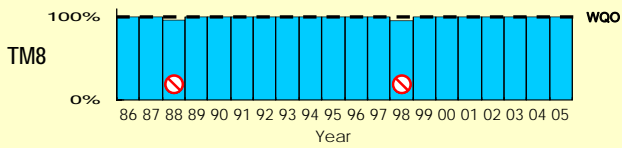
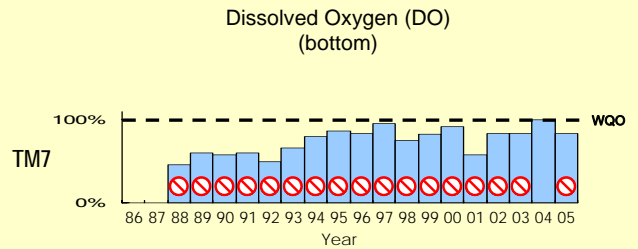
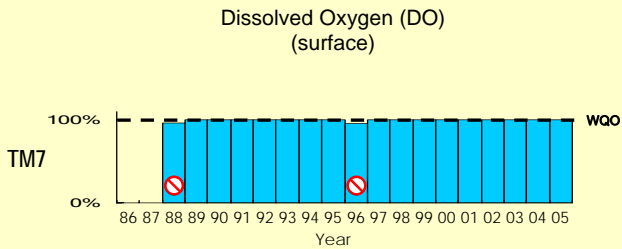


Non-compliance



No data: monitoring has not started

Levels of compliance with key Water Quality Objectives in the Tolo Harbour and Channel WCZ (continued)



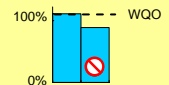
Dissolved Oxygen (DO)

Channel Subzone (TM7 - TM8)

1. Surface

WQO : 100% sample with surface DO ≥ 4 mg/L

% sample with surface DO ≥ 4 mg/L



2. Middle

WQO : 100% sample with middle DO ≥ 4 mg/L

% sample with middle DO ≥ 4 mg/L



3. Bottom

WQO : 100% sample with bottom DO ≥ 4 mg/L

% sample with bottom DO ≥ 4 mg/L

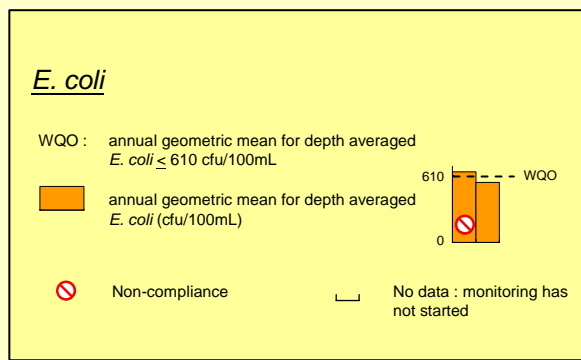
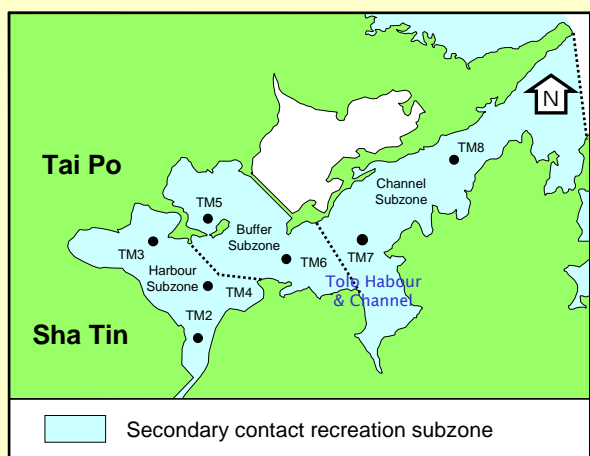
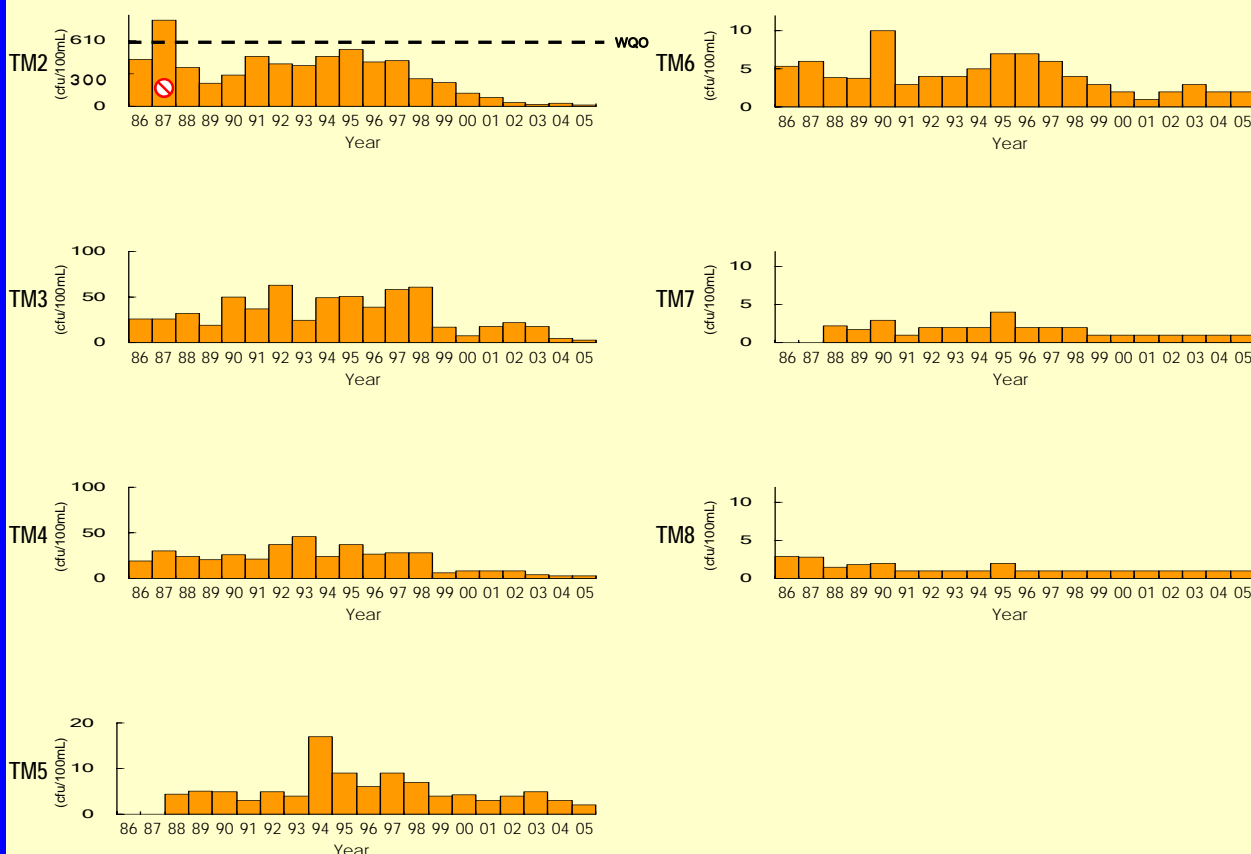


Non-compliance

No data : monitoring has not started

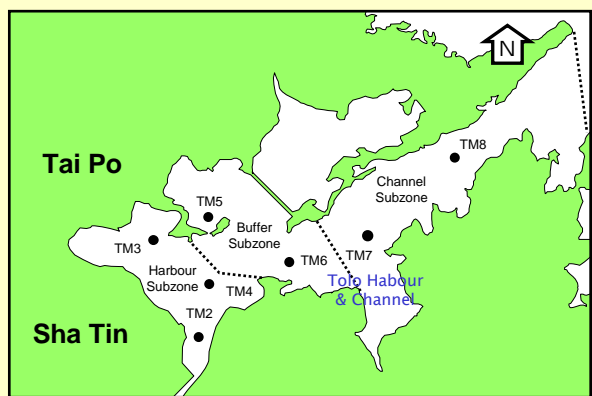
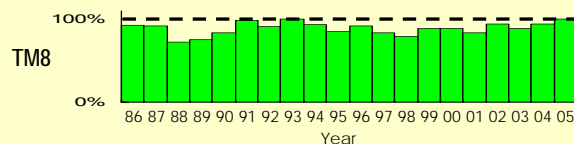
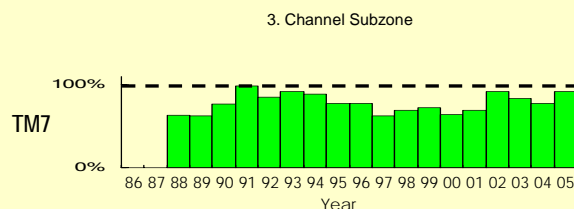
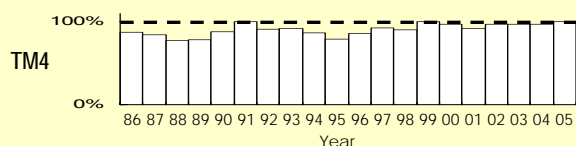
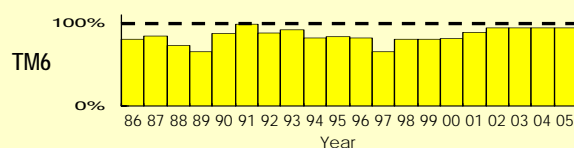
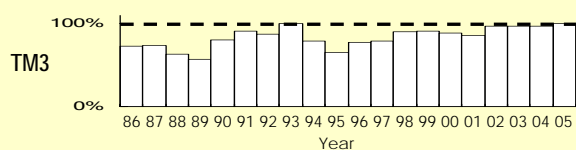
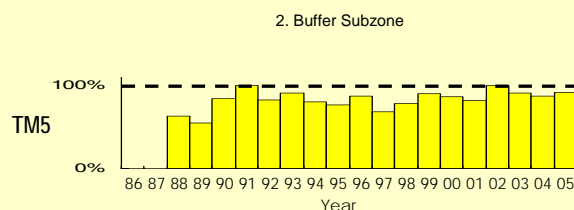
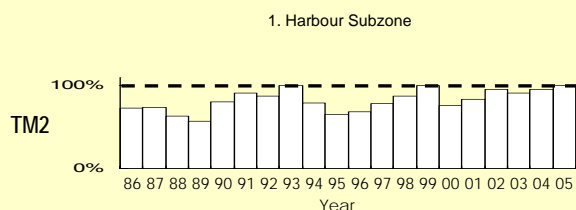
Levels of compliance with key Water Quality Objectives in the Tolo Harbour and Channel WCZ (continued)

E. coli
(annual geometric mean)



Levels of chlorophyll-a in the Tolo Harbour and Channel WCZ

Chlorophyll-a



Chlorophyll-a

1. Harbour Subzone

% sample (S, M, B) with Chlorophyll-a ≤ 20 µg/L

WQO : Chlorophyll-a ≤ 20 µg/L

2. Buffer Subzone

% sample (S, M, B) with Chlorophyll-a ≤ 10 µg/L

WQO : Chlorophyll-a ≤ 10 µg/L

3. Channel Subzone

% sample (S, M, B) with Chlorophyll-a ≤ 6 µg/L

WQO : Chlorophyll-a ≤ 6 µg/L

No data : monitoring has not started

Levels of total inorganic nitrogen and unionised ammonia in the Tolo Harbour and Channel WCZ

