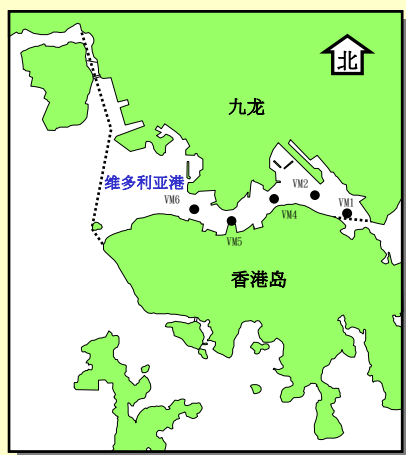
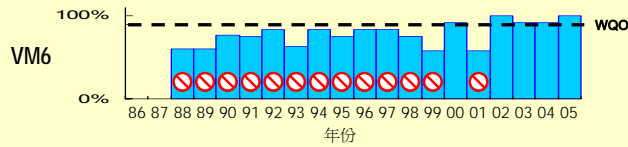
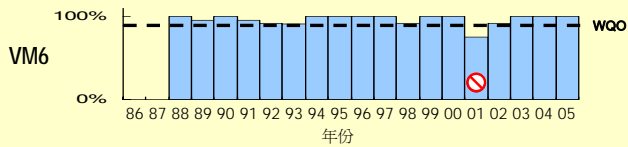
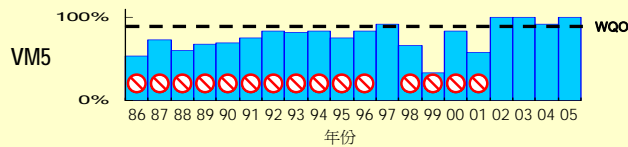
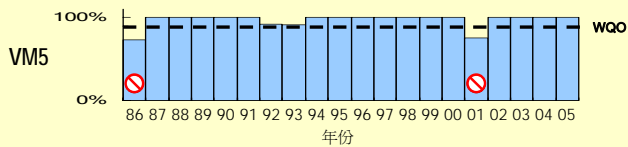
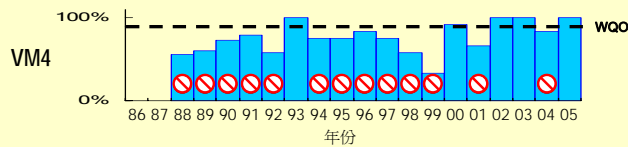
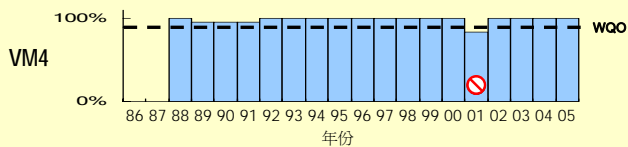
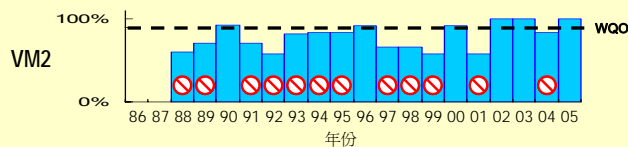
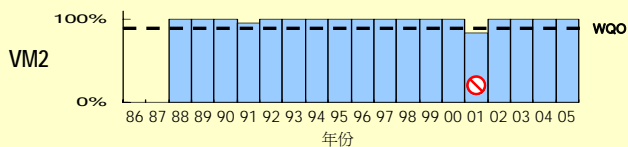
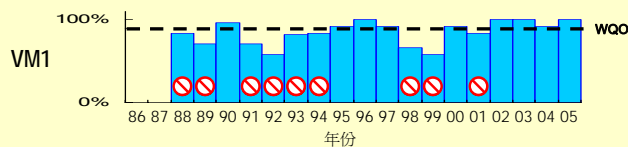
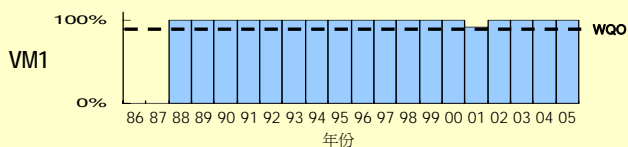


维多利亚港水质管制区各主要水质指标的达标情况

溶解氧 (DO)
(底层)

溶解氧 (DO)
(水深平均值)




溶解氧 (DO)

1. 底层

WQO : 全年90%的取样次数中, 底层溶解氧水平不少于每升2毫克。


■ 全年取样次数中, 底层溶解氧水平不少于每升2毫克的样本百分比。



2. 水深平均

WQO : 全年90%的取样次数中, 水深平均溶解氧水平不少于每升4毫克。

■ 全年取样次数中, 水深平均溶解氧水平不少于每升4毫克的样本百分比。



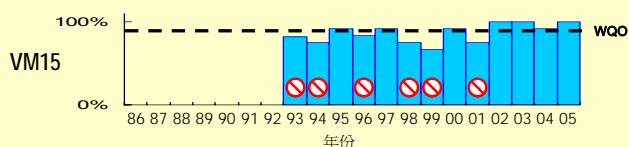
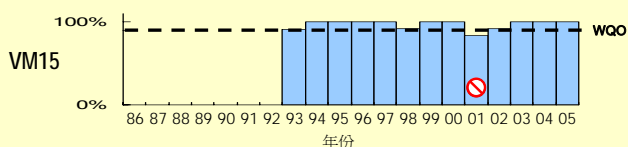

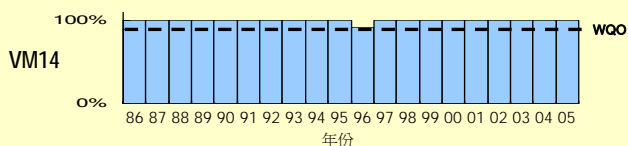
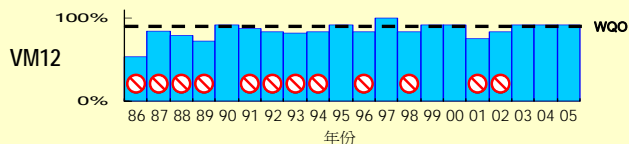
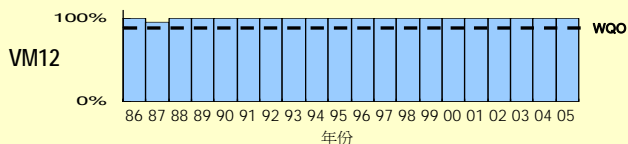
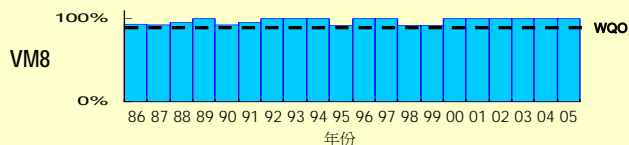
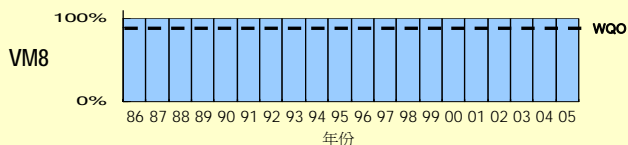
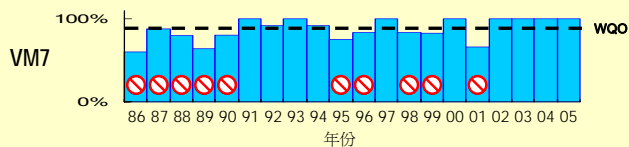
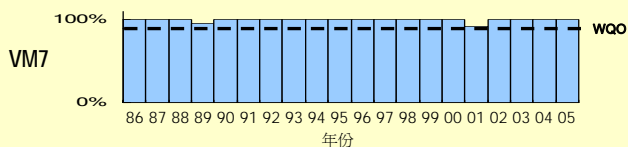
⊘ 未达标

— 没有数据 : 监测计划尚未开展

维多利亚港水质管制区各主要水质指标的达标情况

溶解氧 (DO)
(底层)

溶解氧 (DO)
(水深平均值)

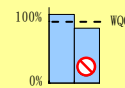


溶解氧 (DO)

1. 底层

WQO : 全年90%的取样次数中, 底层溶解氧水平不少于每升2毫克。


■ 全年取样次数中, 底层溶解氧水平不少于每升2毫克的样本百分比。



2. 水深平均

WQO : 全年90%的取样次数中, 水深平均溶解氧水平不少于每升4毫克。

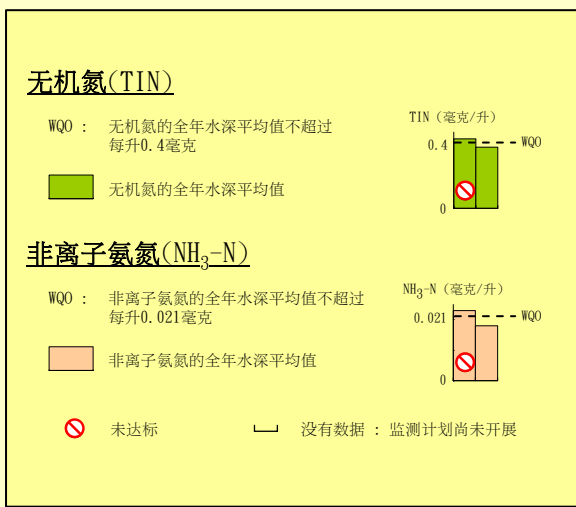
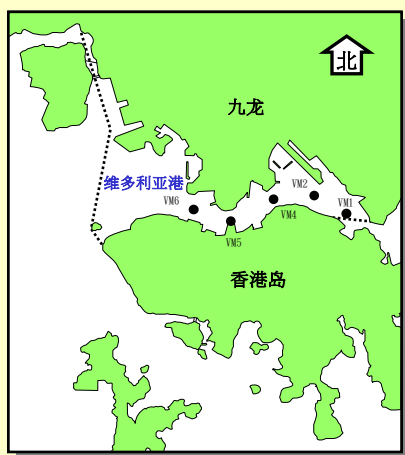
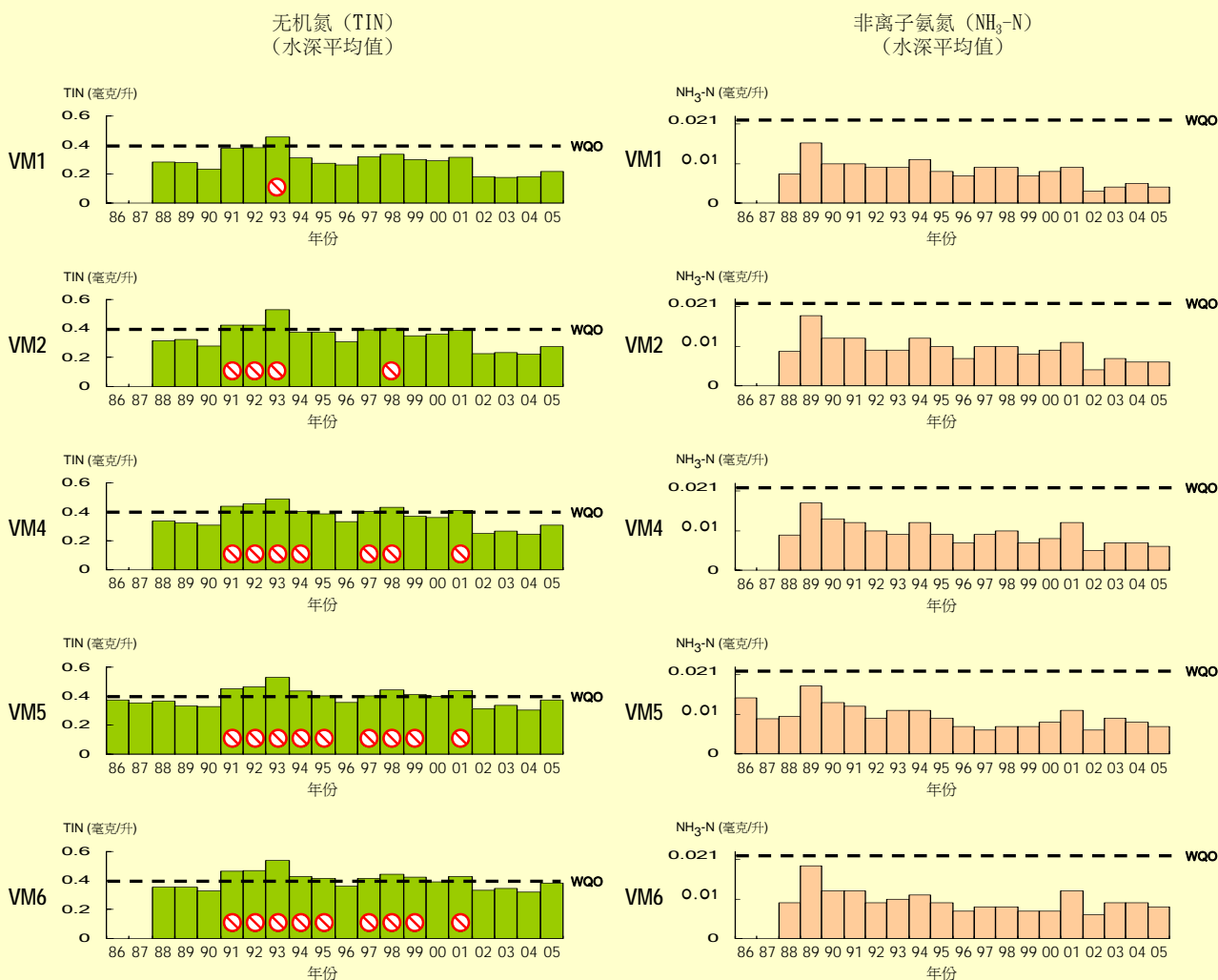
■ 全年取样次数中, 水深平均溶解氧水平不少于每升4毫克的样本百分比。



⊘ 未达标

— 没有数据 : 监测计划尚未开展

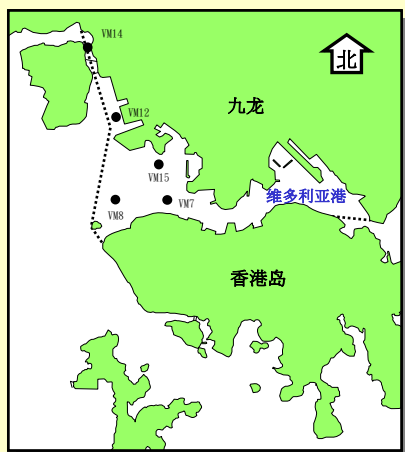
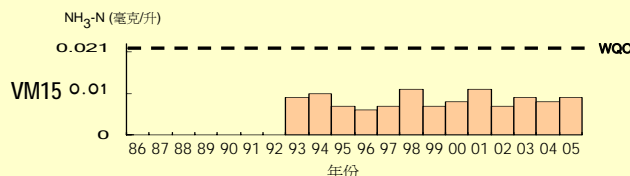
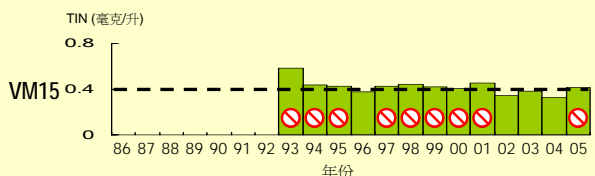
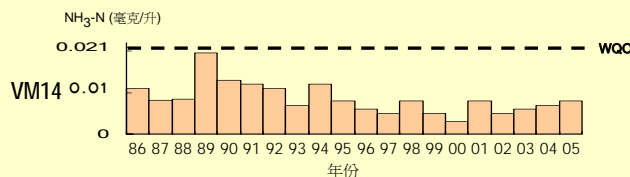
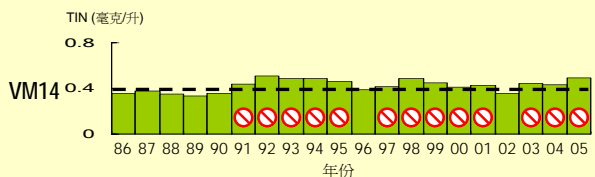
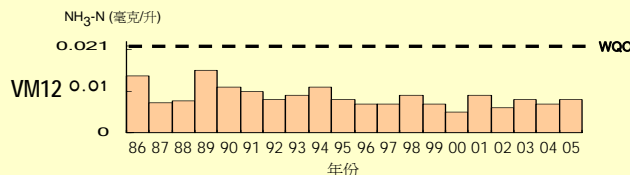
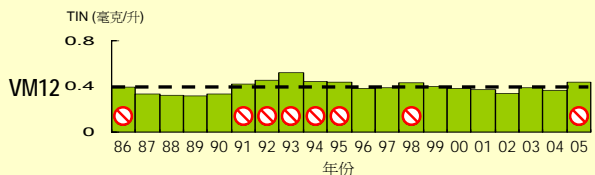
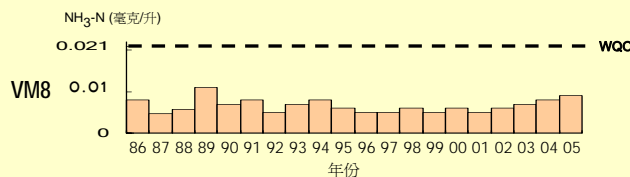
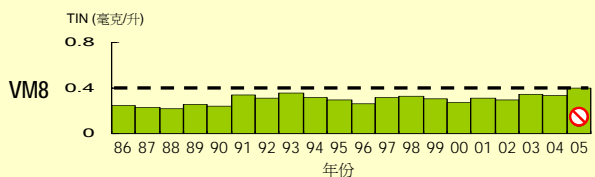
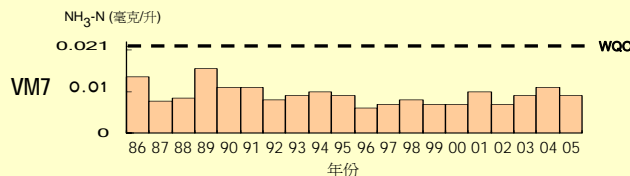

维多利亚港水质管制区各主要水质指标的达标情况



维多利亚港水质管制区各主要水质指标的达标情况

无机氮 (TIN)
(水深平均值)

非离子氨氮 (NH₃-N)
(水深平均值)



无机氮(TIN)

WQO : 无机氮的全年水深平均值不超过每升0.4毫克

■ 无机氮的全年水深平均值

TIN (毫克/升)



非离子氨氮(NH₃-N)

WQO : 非离子氨氮的全年水深平均值不超过每升0.021毫克

■ 非离子氨氮的全年水深平均值

NH₃-N (毫克/升)



⊘ 未达标

— 没有数据 : 监测计划尚未开展