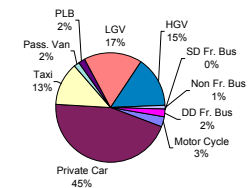


2011 - Medium Car Medium Goods

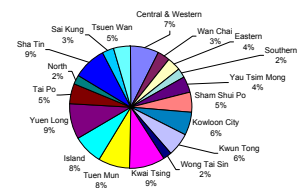
% relative to Base Year

District	1997 vkt	11/43 vkt	% vkt	1997 NOx	11/43 NOx	% NOx	1997 VOC	11/43 VOC	% VOC	1997 tailpipe	11/43 tailpipe	% tailpipe	1997 prd	11/43 prd	% prd
Central & Western	483,809,870	1,263,743,676	261%	1,249	1,483	120%	571	813	142%	232	117	50%	185	508	275%
Wan Chai	447,897,340	575,464,088	128%	1,073	657	61%	519	381	70%	198	47	24%	172	232	135%
Eastern	538,022,775	649,353,987	121%	1,281	729	56%	627	409	65%	234	53	22%	208	262	127%
Southern	371,809,450	408,495,091	109%	965	505	52%	485	283	57%	162	38	24%	142	164	115%
Yau Tsim Mong	568,546,795	717,860,171	127%	1,528	976	64%	688	461	70%	276	82	30%	217	289	133%
Sham Shui Po	638,063,235	886,854,114	140%	1,819	1,275	70%	812	622	77%	328	117	36%	244	358	147%
Kowloon City	697,816,855	1,039,698,394	149%	1,703	1,215	71%	792	673	85%	330	93	28%	267	419	157%
Kwun Tong	818,713,250	1,075,737,125	131%	2,089	1,312	63%	1,016	717	71%	361	104	28%	314	433	138%
Wong Tai Sin	349,898,645	354,724,703	101%	812	450	49%	420	229	55%	168	36	21%	134	143	107%
Kwai Tsing	1,416,852,965	1,593,731,255	112%	4,587	2,862	58%	1,953	1,215	62%	800	272	34%	543	842	118%
Tuen Mun	983,734,495	1,428,688,840	145%	3,397	2,793	82%	1,457	1,200	82%	558	307	55%	377	576	153%
Island	160,018,920	1,365,522,378	853%	472	2,208	467%	198	1,022	515%	89	222	249%	81	550	687%
Yuen Long	480,739,310	1,614,608,890	336%	1,859	3,181	191%	683	1,374	201%	297	358	120%	184	650	353%
Tai Po	769,753,975	886,833,837	115%	2,357	1,227	52%	1,088	647	59%	400	115	29%	285	357	121%
North	212,119,750	402,183,498	190%	725	814	112%	302	344	114%	129	92	71%	81	182	199%
Sha Tin	1,397,430,970	1,557,978,828	111%	4,000	2,024	51%	1,920	1,087	57%	856	173	28%	535	828	117%
Sai Kung	132,554,495	481,281,335	363%	328	558	170%	178	326	185%	51	46	89%	51	194	382%
Tsuen Wan	348,838,320	776,013,214	223%	1,257	1,300	103%	508	590	116%	278	129	57%	134	285	221%
Total	10,811,917,215	17,078,373,225	158%	31,380	25,356	81%	14,185	12,370	87%	5,488	2,398	44%	4,142	8,863	168%
% 1997 (total)															
Air Score (Total)															
Composite Air Score (Total)															
										Air Score (Total RSP) =					
										0.88					
										0.96					

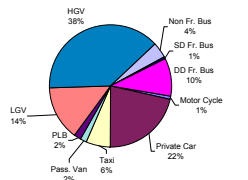
Annual vkt By Vehicle Classifications



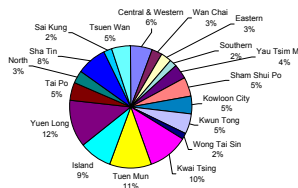
Annual vkt By District



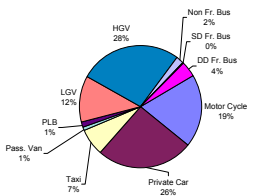
Annual NOx By Vehicle Classifications



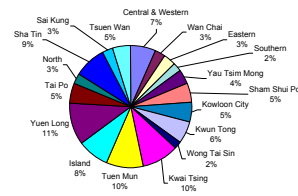
Annual NOx By District



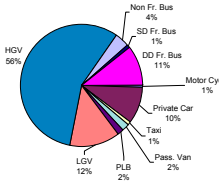
Annual VOC By Vehicle Classifications



Annual VOC By District



Annual RSP (tailpipe) By Vehicle Classifications



Annual RSP (tailpipe) By District

