2016 - System Test 2A without TM - CLK Link

% relative to Base Year

District	1997 vkt	16/45 vkt	% vkt	1997 NOx	16/45 NOx	% NOx	1997 VOC	16/45 VOC	% VOC	1997 tailpipe	16/45 tailpipe	% tailpipe	1997 prd	16/45 prd	% prd
Central & Western	483,609,670	1,789,215,612	370%	1,249	2,090	167%	571	1,172	205%	232	168	72%	185	667	360%
Wan Chai	447,897,340	676,685,414	151%	1,073	742	69%	519	424	82%	198	52	26%	172	252	147%
Eastern	538,022,775	960,266,024	178%	1,261	1,036	82%	627	607	97%	234	75	32%	206	358	174%
Southern	371,909,450	602,774,016	162%	965	689	71%	465	390	84%	162	51	32%	142	225	158%
Yau Tsim Mong	566,546,795	938,031,659	166%	1,528	1,164	76%	668	622	90%	276	94	34%	217	349	161%
Sham Shui Po	636,063,235	1,138,181,051	179%	1,819	1,511	83%	812	783	96%	328	134	41%	244	424	174%
Kowloon City	697,816,855	1,318,344,504	189%	1,703	1,433	84%	792	844	106%	330	105	32%	267	491	184%
Kwun Tong	818,713,250	1,562,918,503	191%	2,069	1,768	85%	1,016	1,037	102%	361	138	38%	314	582	186%
Wong Tai Sin	349,696,645	746,003,608	213%	912	903	99%	420	502	120%	169	75	44%	134	278	207%
Kwai Tsing	1,416,652,965	2,544,533,917	180%	4,587	3,903	85%	1,953	1,905	98%	800	390	49%	543	948	175%
Tuen Mun	983,734,495	1,937,571,329	197%	3,397	3,503	103%	1,457	1,590	109%	558	378	68%	377	722	192%
Island	160,018,920	1,700,966,065	1063%	472	2,777	588%	198	1,268	639%	89	285	319%	61	634	1034%
Yuen Long	480,739,310	2,642,282,888	550%	1,659	4,807	290%	683	2,191	321%	297	531	179%	184	984	535%
Tai Po	769,753,975	1,062,376,154	138%	2,357	1,394	59%	1,088	761	70%	400	128	32%	295	396	134%
North	212,119,750	676,079,791	319%	725	1,216	168%	302	548	181%	129	132	102%	81	252	310%
Sha Tin	1,397,430,970	1,999,602,349	143%	4,000	2,434	61%	1,920	1,377	72%	656	203	31%	535	745	139%
Sai Kung	132,554,495	792,051,679	598%	329	857	260%	176	527	300%	51	67	130%	51	295	581%
Tsuen Wan	348,636,320	911,370,471	261%	1,257	1,405	112%	508	679	134%	226	135	60%	134	340	254%
Total	10,811,917,215	23,999,255,032		31,360	33,632		14,195	17,227		5,498	3,136		4,142	8,941	
% 1997 (total)		222%			107%			121%			57%			216%	
Air Score (Total)					1.07			1.21			Air Score (Total RSP) =		1.25		
Composite Air Score (Total)									1.18						

Annual vkt By Vehicle Classifications

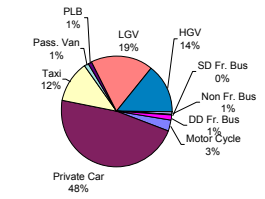

Annual vkt By District

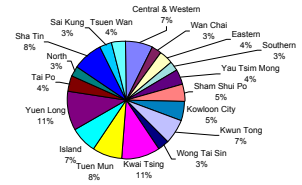

Annual NOx By Vehicle Classifications

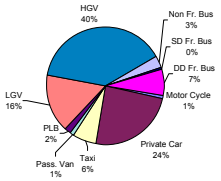

Annual NOx By District

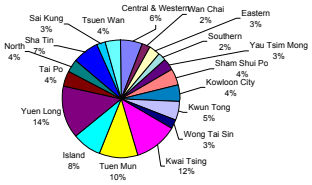

Annual VOC By Vehicle Classifications

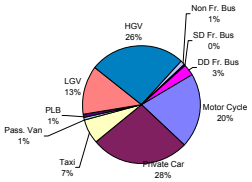

Annual VOC By District

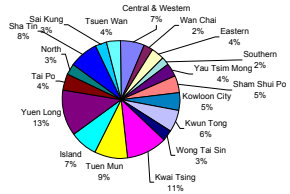

Annual RSP (tailpipe) By Vehicle Classifications

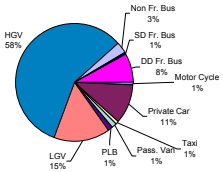
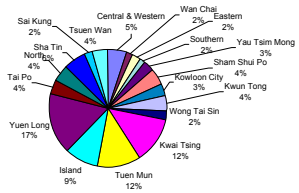
Annual RSP (tailpipe) By District